

MPI: A Message-Passing Interface Standard

Version 3.1

ticket0.

Message Passing Interface Forum

September 21, 2012

1 This document describes the Message-Passing Interface (MPI) standard, version 3.0.
2 The MPI standard includes point-to-point message-passing, collective communications, group
3 and communicator concepts, process topologies, environmental management, process cre-
4 ation and management, one-sided communications, extended collective operations, external
5 interfaces, I/O, some miscellaneous topics, and a profiling interface. Language bindings for
6 C and Fortran are defined.

7 Historically, the evolution of the standards is from MPI-1.0 (June 1994) to MPI-1.1
8 (June 12, 1995) to MPI-1.2 (July 18, 1997), with several clarifications and additions and
9 published as part of the MPI-2 document, to MPI-2.0 (July 18, 1997), with new functionality,
10 to MPI-1.3 (May 30, 2008), combining for historical reasons the documents 1.1 and 1.2
11 and some errata documents to one combined document, and to MPI-2.1 (June 23, 2008),
12 combining the previous documents. Version MPI-2.2 (September 2009) added additional
13 clarifications and seven new routines. This version, MPI-3.0, is an extension of MPI-2.2.

14
15 **Comments.** Please send comments on MPI to the MPI Forum as follows:

- 16 1. Subscribe to <http://lists.mpi-forum.org/mailman/listinfo.cgi/mpi-comments>
- 17 2. Send your comment to: mpi-comments@mpi-forum.org, together with the URL of
18 the version of the MPI standard and the page and line numbers on which you are
19 commenting. Only use the official versions.

20
21 Your comment will be forwarded to MPI Forum committee members for consideration.
22 Messages sent from an unsubscribed e-mail address will not be considered.
23
24
25
26
27
28
29
30
31
32
33
34
35
36
37
38
39
40
41
42
43
44

45 ©1993, 1994, 1995, 1996, 1997, 2008, 2009, 2012 University of Tennessee, Knoxville,
46 Tennessee. Permission to copy without fee all or part of this material is granted, provided
47 the University of Tennessee copyright notice and the title of this document appear, and
48 notice is given that copying is by permission of the University of Tennessee.

Version 3.0: September 21, 2012. Coincident with the development of MPI-2.2, the MPI Forum began discussions of a major extension to MPI. This document contains the MPI-3 Standard. This draft version of the MPI-3 standard contains significant extensions to MPI functionality, including nonblocking collectives, new one-sided communication operations, and Fortran 2008 bindings. Unlike MPI-2.2, this standard is considered a major update to the MPI standard. As with previous versions, new features have been adopted only when there were compelling needs for the users. Some features, however, may have more than a minor impact on existing MPI implementations.

Version 2.2: September 4, 2009. This document contains mostly corrections and clarifications to the MPI-2.1 document. A few extensions have been added; however all correct MPI-2.1 programs are correct MPI-2.2 programs. New features were adopted only when there were compelling needs for users, open source implementations, and minor impact on existing MPI implementations.

Version 2.1: June 23, 2008. This document combines the previous documents MPI-1.3 (May 30, 2008) and MPI-2.0 (July 18, 1997). Certain parts of MPI-2.0, such as some sections of Chapter 4, Miscellany, and Chapter 7, Extended Collective Operations, have been merged into the Chapters of MPI-1.3. Additional errata and clarifications collected by the MPI Forum are also included in this document.

Version 1.3: May 30, 2008. This document combines the previous documents MPI-1.1 (June 12, 1995) and the MPI-1.2 Chapter in MPI-2 (July 18, 1997). Additional errata collected by the MPI Forum referring to MPI-1.1 and MPI-1.2 are also included in this document.

Version 2.0: July 18, 1997. Beginning after the release of MPI-1.1, the MPI Forum began meeting to consider corrections and extensions. MPI-2 has been focused on process creation and management, one-sided communications, extended collective communications, external interfaces and parallel I/O. A miscellany chapter discusses items that do not fit elsewhere, in particular language interoperability.

Version 1.2: July 18, 1997. The MPI-2 Forum introduced MPI-1.2 as Chapter 3 in the standard “MPI-2: Extensions to the Message-Passing Interface”, July 18, 1997. This section contains clarifications and minor corrections to Version 1.1 of the MPI Standard. The only new function in MPI-1.2 is one for identifying to which version of the MPI Standard the implementation conforms. There are small differences between MPI-1 and MPI-1.1. There are very few differences between MPI-1.1 and MPI-1.2, but large differences between MPI-1.2 and MPI-2.

Version 1.1: June, 1995. Beginning in March, 1995, the Message-Passing Interface Forum reconvened to correct errors and make clarifications in the MPI document of May 5, 1994, referred to below as Version 1.0. These discussions resulted in Version 1.1. The changes from Version 1.0 are minor. A version of this document with all changes marked is available.

Version 1.0: May, 1994. The Message-Passing Interface Forum (MPIF), with participation from over 40 organizations, has been meeting since January 1993 to discuss and define a set

1 of library interface standards for message passing. MPIF is not sanctioned or supported by
2 any official standards organization.

3 The goal of the Message-Passing Interface, simply stated, is to develop a widely used
4 standard for writing message-passing programs. As such the interface should establish a
5 practical, portable, efficient, and flexible standard for message-passing.

6 This is the final report, Version 1.0, of the Message-Passing Interface Forum. This
7 document contains all the technical features proposed for the interface. This copy of the
8 draft was processed by L^AT_EX on May 5, 1994.

9
10
11
12
13
14
15
16
17
18
19
20
21
22
23
24
25
26
27
28
29
30
31
32
33
34
35
36
37
38
39
40
41
42
43
44
45
46
47
48

Contents

Acknowledgments	ix
1 Introduction to MPI	1
1.1 Overview and Goals	1
1.2 Background of MPI-1.0	2
1.3 Background of MPI-1.1, MPI-1.2, and MPI-2.0	2
1.4 Background of MPI-1.3 and MPI-2.1	3
1.5 Background of MPI-2.2	4
1.6 Background of MPI-3.0	4
1.7 Who Should Use This Standard?	4
1.8 What Platforms Are Targets For Implementation?	5
1.9 What Is Included In The Standard?	5
1.10 What Is Not Included In The Standard?	6
1.11 Organization of this Document	6
2 MPI Terms and Conventions	9
2.1 Document Notation	9
2.2 Naming Conventions	9
2.3 Procedure Specification	10
2.4 Semantic Terms	11
2.5 Data Types	12
2.5.1 Opaque Objects	12
2.5.2 Array Arguments	14
2.5.3 State	14
2.5.4 Named Constants	15
2.5.5 Choice	16
2.5.6 Addresses	16
2.5.7 File Offsets	16
2.5.8 Counts	16
2.6 Language Binding	17
2.6.1 Deprecated and Removed Names and Functions	17
2.6.2 Fortran Binding Issues	18
2.6.3 C Binding Issues	19
2.6.4 Functions and Macros	19
2.7 Processes	20
2.8 Error Handling	20
2.9 Implementation Issues	21

2.9.1	Independence of Basic Runtime Routines	21
2.9.2	Interaction with Signals	22
2.10	Examples	22
3	Point-to-Point Communication	23
3.1	Introduction	23
3.2	Blocking Send and Receive Operations	24
3.2.1	Blocking Send	24
3.2.2	Message Data	25
3.2.3	Message Envelope	27
3.2.4	Blocking Receive	28
3.2.5	Return Status	30
3.2.6	Passing MPI_STATUS_IGNORE for Status	32
3.3	Data Type Matching and Data Conversion	33
3.3.1	Type Matching Rules	33
Type MPI_CHARACTER		34
3.3.2	Data Conversion	35
3.4	Communication Modes	37
3.5	Semantics of Point-to-Point Communication	40
3.6	Buffer Allocation and Usage	44
3.6.1	Model Implementation of Buffered Mode	46
3.7	Nonblocking Communication	47
3.7.1	Communication Request Objects	48
3.7.2	Communication Initiation	48
3.7.3	Communication Completion	52
3.7.4	Semantics of Nonblocking Communications	56
3.7.5	Multiple Completions	57
3.7.6	Non-destructive Test of status	63
3.8	Probe and Cancel	64
3.8.1	Probe	64
3.8.2	Matching Probe	67
3.8.3	Matched Receives	69
3.8.4	Cancel	71
3.9	Persistent Communication Requests	73
3.10	Send-Receive	78
3.11	Null Processes	80
4	Datatypes	83
4.1	Derived Datatypes	83
4.1.1	Type Constructors with Explicit Addresses	85
4.1.2	Datatype Constructors	85
4.1.3	Subarray Datatype Constructor	94
4.1.4	Distributed Array Datatype Constructor	96
4.1.5	Address and Size Functions	101
4.1.6	Lower-Bound and Upper-Bound Markers	103
4.1.7	Extent and Bounds of Datatypes	106
4.1.8	True Extent of Datatypes	107
4.1.9	Commit and Free	109

4.1.10	Duplicating a Datatype	110
4.1.11	Use of General Datatypes in Communication	111
4.1.12	Correct Use of Addresses	114
4.1.13	Decoding a Datatype	115
4.1.14	Examples	121
4.2	Pack and Unpack	130
4.3	Canonical MPI_PACK and MPI_UNPACK	137
5	Collective Communication	141
5.1	Introduction and Overview	141
5.2	Communicator Argument	144
5.2.1	Specifics for Intracommunicator Collective Operations	144
5.2.2	Applying Collective Operations to Intercommunicators	145
5.2.3	Specifics for Intercommunicator Collective Operations	146
5.3	Barrier Synchronization	147
5.4	Broadcast	148
5.4.1	Example using MPI_BCAST	149
5.5	Gather	149
5.5.1	Examples using MPI_GATHER, MPI_GATHERV	152
5.6	Scatter	159
5.6.1	Examples using MPI_SCATTER, MPI_SCATTERV	162
5.7	Gather-to-all	165
5.7.1	Example using MPI_ALLGATHER	167
5.8	All-to-All Scatter/Gather	168
5.9	Global Reduction Operations	173
5.9.1	Reduce	174
5.9.2	Predefined Reduction Operations	176
5.9.3	Signed Characters and Reductions	178
5.9.4	MINLOC and MAXLOC	179
5.9.5	User-Defined Reduction Operations	183
	Example of User-defined Reduce	186
5.9.6	All-Reduce	187
5.9.7	Process-Local Reduction	189
5.10	Reduce-Scatter	190
5.10.1	MPI_REDUCE_SCATTER_BLOCK	190
5.10.2	MPI_REDUCE_SCATTER	191
5.11	Scan	193
5.11.1	Inclusive Scan	193
5.11.2	Exclusive Scan	194
5.11.3	Example using MPI_SCAN	195
5.12	Nonblocking Collective Operations	196
5.12.1	Nonblocking Barrier Synchronization	198
5.12.2	Nonblocking Broadcast	199
	Example using MPI_IBCAST	199
5.12.3	Nonblocking Gather	200
5.12.4	Nonblocking Scatter	202
5.12.5	Nonblocking Gather-to-all	204
5.12.6	Nonblocking All-to-All Scatter/Gather	206

5.12.7	Nonblocking Reduce	209
5.12.8	Nonblocking All-Reduce	210
5.12.9	Nonblocking Reduce-Scatter with Equal Blocks	211
5.12.10	Nonblocking Reduce-Scatter	212
5.12.11	Nonblocking Inclusive Scan	213
5.12.12	Nonblocking Exclusive Scan	214
5.13	Correctness	214
6	Groups, Contexts, Communicators, and Caching	223
6.1	Introduction	223
6.1.1	Features Needed to Support Libraries	223
6.1.2	MPI’s Support for Libraries	224
6.2	Basic Concepts	226
6.2.1	Groups	226
6.2.2	Contexts	226
6.2.3	Intra-Communicators	227
6.2.4	Predefined Intra-Communicators	227
6.3	Group Management	228
6.3.1	Group Accessors	228
6.3.2	Group Constructors	230
6.3.3	Group Destructors	235
6.4	Communicator Management	235
6.4.1	Communicator Accessors	235
6.4.2	Communicator Constructors	237
6.4.3	Communicator Destructors	249
6.4.4	Communicator Info	250
6.5	Motivating Examples	251
6.5.1	Current Practice #1	251
6.5.2	Current Practice #2	252
6.5.3	(Approximate) Current Practice #3	253
6.5.4	Example #4	254
6.5.5	Library Example #1	255
6.5.6	Library Example #2	256
6.6	Inter-Communication	258
6.6.1	Inter-communicator Accessors	260
6.6.2	Inter-communicator Operations	262
6.6.3	Inter-Communication Examples	264
	Example 1: Three-Group “Pipeline”	264
	Example 2: Three-Group “Ring”	265
6.7	Caching	267
6.7.1	Functionality	268
6.7.2	Communicators	268
6.7.3	Windows	274
6.7.4	Datatypes	277
6.7.5	Error Class for Invalid Keyval	280
6.7.6	Attributes Example	280
6.8	Naming Objects	282
6.9	Formalizing the Loosely Synchronous Model	287

6.9.1	Basic Statements	287
6.9.2	Models of Execution	287
	Static Communicator Allocation	287
	Dynamic Communicator Allocation	288
	The General Case	288
7	Process Topologies	289
7.1	Introduction	289
7.2	Virtual Topologies	290
7.3	Embedding in MPI	290
7.4	Overview of the Functions	290
7.5	Topology Constructors	292
7.5.1	Cartesian Constructor	292
7.5.2	Cartesian Convenience Function: <code>MPI_DIMS_CREATE</code>	293
7.5.3	Graph Constructor	294
7.5.4	Distributed Graph Constructor	296
7.5.5	Topology Inquiry Functions	302
7.5.6	Cartesian Shift Coordinates	310
7.5.7	Partitioning of Cartesian Structures	311
7.5.8	Low-Level Topology Functions	312
7.6	Neighborhood Collective Communication	314
7.6.1	Neighborhood Gather	315
7.6.2	Neighbor Alltoall	318
7.7	Nonblocking Neighborhood Communication	323
7.7.1	Nonblocking Neighborhood Gather	324
7.7.2	Nonblocking Neighborhood Alltoall	326
7.8	An Application Example	329
8	MPI Environmental Management	333
8.1	Implementation Information	333
8.1.1	Version Inquiries	333
8.1.2	Environmental Inquiries	334
	Tag Values	335
	Host Rank	335
	IO Rank	335
	Clock Synchronization	336
	Inquire Processor Name	336
8.2	Memory Allocation	337
8.3	Error Handling	340
8.3.1	Error Handlers for Communicators	341
8.3.2	Error Handlers for Windows	343
8.3.3	Error Handlers for Files	345
8.3.4	Freeing Errorhandlers and Retrieving Error Strings	346
8.4	Error Codes and Classes	347
8.5	Error Classes, Error Codes, and Error Handlers	350
8.6	Timers and Synchronization	354
8.7	Startup	355
8.7.1	Allowing User Functions at Process Termination	360

8.7.2	Determining Whether MPI Has Finished	361
8.8	Portable MPI Process Startup	361
9	The Info Object	365
10	Process Creation and Management	371
10.1	Introduction	371
10.2	The Dynamic Process Model	372
10.2.1	Starting Processes	372
10.2.2	The Runtime Environment	372
10.3	Process Manager Interface	374
10.3.1	Processes in MPI	374
10.3.2	Starting Processes and Establishing Communication	374
10.3.3	Starting Multiple Executables and Establishing Communication	379
10.3.4	Reserved Keys	382
10.3.5	Spawn Example	383
	Manager-worker Example Using MPI_COMM_SPAWN	383
10.4	Establishing Communication	385
10.4.1	Names, Addresses, Ports, and All That	385
10.4.2	Server Routines	386
10.4.3	Client Routines	388
10.4.4	Name Publishing	390
10.4.5	Reserved Key Values	392
10.4.6	Client/Server Examples	392
	Simplest Example — Completely Portable.	392
	Ocean/Atmosphere — Relies on Name Publishing	393
	Simple Client-Server Example	393
10.5	Other Functionality	395
10.5.1	Universe Size	395
10.5.2	Singleton MPI_INIT	396
10.5.3	MPI_APPNUM	396
10.5.4	Releasing Connections	397
10.5.5	Another Way to Establish MPI Communication	399
11	One-Sided Communications	401
11.1	Introduction	401
11.2	Initialization	402
11.2.1	Window Creation	403
11.2.2	Window That Allocates Memory	405
11.2.3	Window That Allocates Shared Memory	407
11.2.4	Window of Dynamically Attached Memory	410
11.2.5	Window Destruction	413
11.2.6	Window Attributes	413
11.2.7	Window Info	415
11.3	Communication Calls	416
11.3.1	Put	417
11.3.2	Get	420
11.3.3	Examples for Communication Calls	421

11.3.4	Accumulate Functions	423
	Accumulate Function	424
	Get Accumulate Function	426
	Fetch and Op Function	427
	Compare and Swap Function	428
11.3.5	Request-based RMA Communication Operations	429
11.4	Memory Model	434
11.5	Synchronization Calls	436
11.5.1	Fence	439
11.5.2	General Active Target Synchronization	441
11.5.3	Lock	445
11.5.4	Flush and Sync	448
11.5.5	Assertions	450
11.5.6	Miscellaneous Clarifications	451
11.6	Error Handling	451
11.6.1	Error Handlers	451
11.6.2	Error Classes	451
11.7	Semantics and Correctness	452
11.7.1	Atomicity	460
11.7.2	Ordering	460
11.7.3	Progress	461
11.7.4	Registers and Compiler Optimizations	463
11.8	Examples	464
12	External Interfaces	473
12.1	Introduction	473
12.2	Generalized Requests	473
12.2.1	Examples	478
12.3	Associating Information with Status	480
12.4	MPI and Threads	482
12.4.1	General	482
12.4.2	Clarifications	483
12.4.3	Initialization	485
13	I/O	489
13.1	Introduction	489
13.1.1	Definitions	489
13.2	File Manipulation	491
13.2.1	Opening a File	491
13.2.2	Closing a File	493
13.2.3	Deleting a File	494
13.2.4	Resizing a File	495
13.2.5	Preallocating Space for a File	496
13.2.6	Querying the Size of a File	496
13.2.7	Querying File Parameters	497
13.2.8	File Info	498
	Reserved File Hints	500
13.3	File Views	501

13.4	Data Access	504
13.4.1	Data Access Routines	504
	Positioning	505
13.5	505
	Synchronism	506
	Coordination	506
	Data Access Conventions	506
13.5.1	Data Access with Explicit Offsets	507
13.5.2	Data Access with Individual File Pointers	511
13.5.3	Data Access with Shared File Pointers	518
	Noncollective Operations	518
	Collective Operations	520
	Seek	522
13.5.4	Split Collective Data Access Routines	523
13.6	File Interoperability	530
13.7	532
13.7.1	Datatypes for File Interoperability	532
13.7.2	External Data Representation: “external32”	534
13.7.3	User-Defined Data Representations	535
	Extent Callback	537
	Datarep Conversion Functions	538
13.7.4	Matching Data Representations	540
13.8	Consistency and Semantics	540
13.8.1	File Consistency	540
13.8.2	Random Access vs. Sequential Files	543
13.8.3	Progress	544
13.8.4	Collective File Operations	544
13.8.5	Type Matching	544
13.8.6	Miscellaneous Clarifications	545
13.8.7	MPI_Offset Type	545
13.8.8	Logical vs. Physical File Layout	545
13.8.9	File Size	545
13.8.10	Examples	546
	Asynchronous I/O	548
13.9	I/O Error Handling	550
13.10	I/O Error Classes	551
13.11	Examples	552
	13.11.1 Double Buffering with Split Collective I/O	552
	13.11.2 Subarray Filetype Constructor	553
13.12	553
14	Tool Support	557
14.1	Introduction	557
14.2	Profiling Interface	557
14.2.1	Requirements	557
14.2.2	Discussion	558
14.2.3	Logic of the Design	558
14.2.4	Miscellaneous Control of Profiling	559

14.2.5	Profiler Implementation Example	560
14.2.6	MPI Library Implementation Example	560
	Systems with Weak Symbols	560
	Systems Without Weak Symbols	561
14.2.7	Complications	561
	Multiple Counting	561
	Linker Oddities	562
	Fortran Support Methods	562
14.2.8	Multiple Levels of Interception	562
14.3	The MPI Tool Information Interface	563
14.3.1	Verbosity Levels	564
14.3.2	Binding MPI Tool Information Interface Variables to MPI Objects	564
14.3.3	Convention for Returning Strings	565
14.3.4	Initialization and Finalization	565
14.3.5	Datatype System	567
14.3.6	Control Variables	569
	Control Variable Query Functions	569
	Example: Printing All Control Variables	571
	Handle Allocation and Deallocation	572
	Control Variable Access Functions	573
	Example: Reading the Value of a Control Variable	574
14.3.7	Performance Variables	575
	Performance Variable Classes	575
	Performance Variable Query Functions	577
	Performance Experiment Sessions	579
	Handle Allocation and Deallocation	580
	Starting and Stopping of Performance Variables	581
	Performance Variable Access Functions	582
	Example: Tool to Detect Receives with Long Unexpected Message Queues	584
14.3.8	Variable Categorization	586
14.3.9	Return Codes for the MPI Tool Information Interface	590
14.3.10	Profiling Interface	590
15	Deprecated Functions	593
15.1	Deprecated since MPI-2.0	593
15.2	Deprecated since MPI-2.2	596
16	Removed Interfaces	597
16.1	Removed MPI-1 Bindings	597
	16.1.1 Overview	597
	16.1.2 Removed MPI-1 Functions	597
	16.1.3 Removed MPI-1 Datatypes	597
	16.1.4 Removed MPI-1 Constants	597
	16.1.5 Removed MPI-1 Callback Prototypes	598
16.2	C++ Bindings	598

17 Language Bindings	599
17.1 Fortran Support	599
17.1.1 Overview	599
17.1.2 Fortran Support Through the <code>mpi_f08</code> Module	600
17.1.3 Fortran Support Through the <code>mpi</code> Module	603
17.1.4 Fortran Support Through the <code>mpif.h</code> Include File	605
17.1.5 Interface Specifications, Linker Names and the Profiling Interface	607
17.1.6 MPI for Different Fortran Standard Versions	611
17.1.7 Requirements on Fortran Compilers	615
17.1.8 Additional Support for Fortran Register-Memory-Synchronization	616
17.1.9 Additional Support for Fortran Numeric Intrinsic Types	617
Parameterized Datatypes with Specified Precision and Exponent Range	618
Support for Size-specific MPI Datatypes	622
Communication With Size-specific Types	624
17.1.10 Problems With Fortran Bindings for MPI	625
17.1.11 Problems Due to Strong Typing	627
17.1.12 Problems Due to Data Copying and Sequence Association with Subscript Triplets	628
17.1.13 Problems Due to Data Copying and Sequence Association with Vector Subscripts	631
17.1.14 Special Constants	631
17.1.15 Fortran Derived Types	631
17.1.16 Optimization Problems, an Overview	633
17.1.17 Problems with Code Movement and Register Optimization	634
Nonblocking Operations	634
One-sided Communication	635
MPI_BOTTOM and Combining Independent Variables in Datatypes Solutions	635
The Fortran ASYNCHRONOUS Attribute	636
Calling MPI_F_SYNC_REG	637
A User Defined Routine Instead of MPI_F_SYNC_REG	638
Module Variables and COMMON Blocks	639
The (Poorly Performing) Fortran VOLATILE Attribute	640
The Fortran TARGET Attribute	640
17.1.18 Temporary Data Movement and Temporary Memory Modification	640
17.1.19 Permanent Data Movement	642
17.1.20 Comparison with C	642
17.2 Language Interoperability	647
17.2.1 Introduction	647
17.2.2 Assumptions	647
17.2.3 Initialization	647
17.2.4 Transfer of Handles	648
17.2.5 Status	650
17.2.6 MPI Opaque Objects	652
Datatypes	653
Callback Functions	654
Error Handlers	654
Reduce Operations	655

17.2.7	Attributes	655
17.2.8	Extra-State	659
17.2.9	Constants	659
17.2.10	Interlanguage Communication	660
A	Language Bindings Summary	663
A.1	Defined Values and Handles	663
A.1.1	Defined Constants	663
A.1.2	Types	677
A.1.3	Prototype Definitions	678
	C Bindings	678
	Fortran 2008 Bindings with the mpi_f08 Module	678
	Fortran Bindings with mpif.h or the mpi Module	681
A.1.4	Deprecated Prototype Definitions	683
A.1.5	Info Keys	684
A.1.6	Info Values	684
A.2	C Bindings	685
A.2.1	Point-to-Point Communication C Bindings	685
A.2.2	Datatypes C Bindings	687
A.2.3	Collective Communication C Bindings	689
A.2.4	Groups, Contexts, Communicators, and Caching C Bindings	691
A.2.5	Process Topologies C Bindings	694
A.2.6	MPI Environmental Management C Bindings	696
A.2.7	The Info Object C Bindings	697
A.2.8	Process Creation and Management C Bindings	697
A.2.9	One-Sided Communications C Bindings	698
A.2.10	External Interfaces C Bindings	700
A.2.11	I/O C Bindings	700
A.2.12	Language Bindings C Bindings	703
A.2.13	Tools / Profiling Interface C Bindings	704
A.2.14	Tools / MPI Tool Information Interface C Bindings	704
A.2.15	Deprecated C Bindings	705
A.3	Fortran 2008 Bindings with the mpi_f08 Module	707
A.3.1	Point-to-Point Communication Fortran 2008 Bindings	707
A.3.2	Datatypes Fortran 2008 Bindings	712
A.3.3	Collective Communication Fortran 2008 Bindings	717
A.3.4	Groups, Contexts, Communicators, and Caching Fortran 2008 Bindings	724
A.3.5	Process Topologies Fortran 2008 Bindings	731
A.3.6	MPI Environmental Management Fortran 2008 Bindings	736
A.3.7	The Info Object Fortran 2008 Bindings	739
A.3.8	Process Creation and Management Fortran 2008 Bindings	740
A.3.9	One-Sided Communications Fortran 2008 Bindings	741
A.3.10	External Interfaces Fortran 2008 Bindings	747
A.3.11	I/O Fortran 2008 Bindings	747
A.3.12	Language Bindings Fortran 2008 Bindings	755
A.3.13	Tools / Profiling Interface Fortran 2008 Bindings	755
A.4	Fortran Bindings with mpif.h or the mpi Module	756
A.4.1	Point-to-Point Communication Fortran Bindings	756

A.4.2	Datatypes Fortran Bindings	759
A.4.3	Collective Communication Fortran Bindings	761
A.4.4	Groups, Contexts, Communicators, and Caching Fortran Bindings	765
A.4.5	Process Topologies Fortran Bindings	769
A.4.6	MPI Environmental Management Fortran Bindings	772
A.4.7	The Info Object Fortran Bindings	774
A.4.8	Process Creation and Management Fortran Bindings	775
A.4.9	One-Sided Communications Fortran Bindings	776
A.4.10	External Interfaces Fortran Bindings	779
A.4.11	I/O Fortran Bindings	780
A.4.12	Language Bindings Fortran Bindings	784
A.4.13	Tools / Profiling Interface Fortran Bindings	785
A.4.14	Deprecated Fortran Bindings	785
B	Change-Log	787
B.1	Changes from Version 2.2 to Version 3.0	787
B.1.1	Fixes to Errata in Previous Versions of MPI	787
B.1.2	Changes in MPI-3.0	788
B.2	Changes from Version 2.1 to Version 2.2	793
B.3	Changes from Version 2.0 to Version 2.1	795
	Bibliography	801
	Examples Index	806
	MPI Constant and Predefined Handle Index	809
	MPI Declarations Index	814
	MPI Callback Function Prototype Index	815
	MPI Function Index	816

List of Figures

5.1	Collective communications, an overview	143
5.2	Intercommunicator allgather	146
5.3	Intercommunicator reduce-scatter	147
5.4	Gather example	153
5.5	Gatherv example with strides	154
5.6	Gatherv example, 2-dimensional	155
5.7	Gatherv example, 2-dimensional, subarrays with different sizes	156
5.8	Gatherv example, 2-dimensional, subarrays with different sizes and strides	158
5.9	Scatter example	163
5.10	Scatterv example with strides	163
5.11	Scatterv example with different strides and counts	164
5.12	Race conditions with point-to-point and collective communications	217
5.13	Overlapping Communicators Example	221
6.1	Intercommunicator creation using MPI_COMM_CREATE	242
6.2	Intercommunicator construction with MPI_COMM_SPLIT	247
6.3	Three-group pipeline	264
6.4	Three-group ring	266
7.1	FIXME: You cannot use the label command without a caption	316
7.2	Set-up of process structure for two-dimensional parallel Poisson solver.	330
7.3	Communication routine with local data copying and sparse neighborhood all-to-all.	331
7.4	Communication routine with sparse neighborhood all-to-all-w and without local data copying.	332
11.1	Schematic description of the public/private window operations in the MPI_WIN_SEPARATE memory model for two overlapping windows.	435
11.2	Active target communication	438
11.3	Active target communication, with weak synchronization	439
11.4	Passive target communication	440
11.5	Active target communication with several processes	443
11.6	Symmetric communication	462
11.7	Deadlock situation	462
11.8	No deadlock	462
13.1	Etypes and filetypes	490
13.2	Partitioning a file among parallel processes	490
13.3	Displacements	503

13.4 Example array file layout	554
13.5 Example local array filetype for process 1	554
17.1 Status conversion routines	651

List of Tables

2.1	Deprecated and Removed constructs	18
3.1	Predefined MPI datatypes corresponding to Fortran datatypes	25
3.2	Predefined MPI datatypes corresponding to C datatypes	26
3.3	Predefined MPI datatypes corresponding to both C and Fortran datatypes	27
3.4	Predefined MPI datatypes corresponding to C++ datatypes	27
4.1	combiner values returned from MPI_TYPE_GET_ENVELOPE	116
6.1	MPI_COMM_* Function Behavior (in Inter-Communication Mode)	261
8.1	Error classes (Part 1)	348
8.2	Error classes (Part 2)	349
11.1	C types of attribute value argument to MPI_WIN_GET_ATTR and MPI_WIN_SET_ATTR.	414
11.2	Error classes in one-sided communication routines	452
13.1	Data access routines	505
13.2	“external32” sizes of predefined datatypes	536
13.3	I/O Error Classes	551
14.1	MPI tool information interface verbosity levels	564
14.2	Constants to identify associations of variables	565
14.3	MPI datatypes that can be used by the MPI tool information interface	567
14.4	Scopes for control variables	571
14.5	Return codes used in functions of the MPI tool information interface	591
16.1	Removed MPI-1 functions and their replacements	597
16.2	Removed MPI-1 datatypes and their replacements	598
16.3	Removed MPI-1 constants	598
16.4	Removed MPI-1 callback prototypes and their replacements	598
17.1	Occurrence of Fortran optimization problems	634

Acknowledgments

This document is the product of a number of distinct efforts in three distinct phases: one for each of MPI-1, MPI-2, and MPI-3. This section describes these in historical order, starting with MPI-1. Some efforts, particularly parts of MPI-2, had distinct groups of individuals associated with them, and these efforts are detailed separately.

This document represents the work of many people who have served on the MPI Forum. The meetings have been attended by dozens of people from many parts of the world. It is the hard and dedicated work of this group that has led to the MPI standard.

The technical development was carried out by subgroups, whose work was reviewed by the full committee. During the period of development of the Message-Passing Interface (MPI), many people helped with this effort.

Those who served as primary coordinators in MPI-1.0 and MPI-1.1 are:

- Jack Dongarra, David Walker, Conveners and Meeting Chairs
- Ewing Lusk, Bob Knighten, Minutes
- Marc Snir, William Gropp, Ewing Lusk, Point-to-Point Communication
- Al Geist, Marc Snir, Steve Otto, Collective Communication
- Steve Otto, Editor
- Rolf Hempel, Process Topologies
- Ewing Lusk, Language Binding
- William Gropp, Environmental Management
- James Cownie, Profiling
- Tony Skjellum, Lyndon Clarke, Marc Snir, Richard Littlefield, Mark Sears, Groups, Contexts, and Communicators
- Steven Huss-Lederman, Initial Implementation Subset

The following list includes some of the active participants in the MPI-1.0 and MPI-1.1 process not mentioned above.

Ed Anderson	Robert Babb	Joe Baron	Eric Barszcz	1
Scott Berryman	Rob Bjornson	Nathan Doss	Anne Elster	2
Jim Feeney	Vince Fernando	Sam Fineberg	Jon Flower	3
Daniel Frye	Ian Glendinning	Adam Greenberg	Robert Harrison	4
Leslie Hart	Tom Haupt	Don Heller	Tom Henderson	5
Alex Ho	C.T. Howard Ho	Gary Howell	John Kapenga	6
James Kohl	Susan Krauss	Bob Leary	Arthur Maccabe	7
Peter Madams	Alan Mainwaring	Oliver McBryan	Phil McKinley	8
Charles Mosher	Dan Nessett	Peter Pacheco	Howard Palmer	9
Paul Pierce	Sanjay Ranka	Peter Rigsbee	Arch Robison	10
Erich Schikuta	Ambuj Singh	Alan Sussman	Robert Tomlinson	11
Robert G. Voigt	Dennis Weeks	Stephen Wheat	Steve Zenith	12

The University of Tennessee and Oak Ridge National Laboratory made the draft available by anonymous FTP mail servers and were instrumental in distributing the document.

The work on the MPI-1 standard was supported in part by ARPA and NSF under grant ASC-9310330, the National Science Foundation Science and Technology Center Cooperative Agreement No. CCR-8809615, and by the Commission of the European Community through Esprit project P6643 (PPPE).

MPI-1.2 and MPI-2.0:

Those who served as primary coordinators in MPI-1.2 and MPI-2.0 are:

- Ewing Lusk, Convener and Meeting Chair
- Steve Huss-Lederman, Editor
- Ewing Lusk, Miscellany
- Bill Saphir, Process Creation and Management
- Marc Snir, One-Sided Communications
- Bill Gropp and Anthony Skjellum, Extended Collective Operations
- Steve Huss-Lederman, External Interfaces
- Bill Nitzberg, I/O
- Andrew Lumsdaine, Bill Saphir, and Jeff Squyres, Language Bindings
- Anthony Skjellum and Arkady Kanevsky, Real-Time

The following list includes some of the active participants who attended MPI-2 Forum meetings and are not mentioned above.

1	Greg Astfalk	Robert Babb	Ed Benson	Rajesh Bordawekar
2	Pete Bradley	Peter Brennan	Ron Brightwell	Maciej Brodowicz
3	Eric Brunner	Greg Burns	Margaret Cahir	Pang Chen
4	Ying Chen	Albert Cheng	Yong Cho	Joel Clark
5	Lyndon Clarke	Laurie Costello	Dennis Cottel	Jim Cownie
6	Zhenqian Cui	Suresh Damodaran-Kamal		Raja Daoud
7	Judith Devaney	David DiNucci	Doug Doefler	Jack Dongarra
8	Terry Dontje	Nathan Doss	Anne Elster	Mark Fallon
9	Karl Feind	Sam Fineberg	Craig Fischberg	Stephen Fleischman
10	Ian Foster	Hubertus Franke	Richard Frost	Al Geist
11	Robert George	David Greenberg	John Hagedorn	Kei Harada
12	Leslie Hart	Shane Hebert	Rolf Hempel	Tom Henderson
13	Alex Ho	Hans-Christian Hoppe	Joefon Jann	Terry Jones
14	Karl Kesselman	Koichi Konishi	Susan Kraus	Steve Kubica
15	Steve Landherr	Mario Lauria	Mark Law	Juan Leon
16	Lloyd Lewins	Ziyang Lu	Bob Madahar	Peter Madams
17	John May	Oliver McBryan	Brian McCandless	Tyce McLarty
18	Thom McMahon	Harish Nag	Nick Nevin	Jarek Nieplocha
19	Ron Oldfield	Peter Ossadnik	Steve Otto	Peter Pacheco
20	Yoonho Park	Perry Partow	Pratap Pattnaik	Elsie Pierce
21	Paul Pierce	Heidi Poxon	Jean-Pierre Prost	Boris Protopopov
22	James Pruyve	Rolf Rabenseifner	Joe Rieken	Peter Rigsbee
23	Tom Robey	Anna Rounbehler	Nobutoshi Sagawa	Arindam Saha
24	Eric Salo	Darren Sanders	Eric Sharakan	Andrew Sherman
25	Fred Shirley	Lance Shuler	A. Gordon Smith	Ian Stockdale
26	David Taylor	Stephen Taylor	Greg Tensa	Rajeev Thakur
27	Marydell Tholburn	Dick Treumann	Simon Tsang	Manuel Ujaldon
28	David Walker	Jerrell Watts	Klaus Wolf	Parkson Wong
29	Dave Wright			

30 The MPI Forum also acknowledges and appreciates the valuable input from people via
31 e-mail and in person.

32 The following institutions supported the MPI-2 effort through time and travel support
33 for the people listed above.

- 34 Argonne National Laboratory
- 35 Bolt, Beranek, and Newman
- 36 California Institute of Technology
- 37 Center for Computing Sciences
- 38 Convex Computer Corporation
- 39 Cray Research
- 40 Digital Equipment Corporation
- 41 Dolphin Interconnect Solutions, Inc.
- 42 Edinburgh Parallel Computing Centre
- 43 General Electric Company
- 44 German National Research Center for Information Technology
- 45 Hewlett-Packard
- 46 Hitachi
- 47 Hughes Aircraft Company
- 48 Intel Corporation

International Business Machines	1
Khoral Research	2
Lawrence Livermore National Laboratory	3
Los Alamos National Laboratory	4
MPI Software Technology, Inc.	5
Mississippi State University	6
NEC Corporation	7
National Aeronautics and Space Administration	8
National Energy Research Scientific Computing Center	9
National Institute of Standards and Technology	10
National Oceanic and Atmospheric Administration	11
Oak Ridge National Laboratory	12
Ohio State University	13
PALLAS GmbH	14
Pacific Northwest National Laboratory	15
Pratt & Whitney	16
San Diego Supercomputer Center	17
Sanders, A Lockheed-Martin Company	18
Sandia National Laboratories	19
Schlumberger	20
Scientific Computing Associates, Inc.	21
Silicon Graphics Incorporated	22
Sky Computers	23
Sun Microsystems Computer Corporation	24
Syracuse University	25
The MITRE Corporation	26
Thinking Machines Corporation	27
United States Navy	28
University of Colorado	29
University of Denver	30
University of Houston	31
University of Illinois	32
University of Maryland	33
University of Notre Dame	34
University of San Francisco	35
University of Stuttgart Computing Center	36
University of Wisconsin	37
MPI-2 operated on a very tight budget (in reality, it had no budget when the first meeting was announced). Many institutions helped the MPI-2 effort by supporting the efforts and travel of the members of the MPI Forum. Direct support was given by NSF and DARPA under NSF contract CDA-9115428 for travel by U.S. academic participants and Esprit under project HPC Standards (21111) for European participants.	38 39 40 41 42
MPI-1.3 and MPI-2.1:	43 44
The editors and organizers of the combined documents have been:	45 46
• Richard Graham, Convener and Meeting Chair	47 48

- 1 • Jack Dongarra, Steering Committee
- 2
- 3 • Al Geist, Steering Committee
- 4
- 5 • Bill Gropp, Steering Committee
- 6
- 7 • Rainer Keller, Merge of MPI-1.3
- 8
- 9 • Andrew Lumsdaine, Steering Committee
- 10 • Ewing Lusk, Steering Committee, MPI-1.1-Errata (Oct. 12, 1998) MPI-2.1-Errata
- 11 Ballots 1, 2 (May 15, 2002)
- 12 • Rolf Rabenseifner, Steering Committee, Merge of MPI-2.1 and MPI-2.1-Errata Ballots
- 13 3, 4 (2008)

14 All chapters have been revisited to achieve a consistent MPI-2.1 text. Those who served
 15 as authors for the necessary modifications are:

- 17 • Bill Gropp, Front matter, Introduction, and Bibliography
- 18
- 19 • Richard Graham, Point-to-Point Communication
- 20
- 21 • Adam Moody, Collective Communication
- 22
- 23 • Richard Treumann, Groups, Contexts, and Communicators
- 24
- 25 • Jesper Larsson Träff, Process Topologies, Info-Object, and One-Sided Communica-
- 26 tions
- 27 • George Bosilca, Environmental Management
- 28
- 29 • David Solt, Process Creation and Management
- 30
- 31 • Bronis R. de Supinski, External Interfaces, and Profiling
- 32
- 33 • Rajeev Thakur, I/O
- 34
- 35 • Jeffrey M. Squyres, Language Bindings and MPI-2.1 Secretary
- 36
- 37 • Rolf Rabenseifner, Deprecated Functions and Annex Change-Log
- 38 • Alexander Supalov and Denis Nagorny, Annex Language Bindings

39 The following list includes some of the active participants who attended MPI-2 Forum
 40 meetings and in the e-mail discussions of the errata items and are not mentioned above.

41
42
43
44
45
46
47
48

Pavan Balaji	Purushotham V. Bangalore	Brian Barrett	1
Richard Barrett	Christian Bell	Robert Blackmore	2
Gil Bloch	Ron Brightwell	Jeffrey Brown	3
Darius Buntinas	Jonathan Carter	Nathan DeBardeleben	4
Terry Dontje	Gabor Dozsa	Edric Ellis	5
Karl Feind	Edgar Gabriel	Patrick Geoffray	6
David Gingold	Dave Goodell	Erez Haba	7
Robert Harrison	Thomas Herault	Steve Hodson	8
Torsten Hoeffler	Joshua Hursey	Yann Kalemkarian	9
Matthew Koop	Quincey Koziol	Sameer Kumar	10
Miron Livny	Kannan Narasimhan	Mark Pagel	11
Avneesh Pant	Steve Poole	Howard Pritchard	12
Craig Rasmussen	Hubert Ritzdorf	Rob Ross	13
Tony Skjellum	Brian Smith	Vinod Tipparaju	14
Jesper Larsson Träff	Keith Underwood		15
The MPI Forum also acknowledges and appreciates the valuable input from people via e-mail and in person.			16
The following institutions supported the MPI-2 effort through time and travel support for the people listed above.			17
Argonne National Laboratory			18
Bull			19
Cisco Systems, Inc.			20
Cray Inc.			21
The HDF Group			22
Hewlett-Packard			23
IBM T.J. Watson Research			24
Indiana University			25
Institut National de Recherche en Informatique et Automatique (INRIA)			26
Intel Corporation			27
Lawrence Berkeley National Laboratory			28
Lawrence Livermore National Laboratory			29
Los Alamos National Laboratory			30
Mathworks			31
Mellanox Technologies			32
Microsoft			33
Myricom			34
NEC Laboratories Europe, NEC Europe Ltd.			35
Oak Ridge National Laboratory			36
Ohio State University			37
Pacific Northwest National Laboratory			38
QLogic Corporation			39
Sandia National Laboratories			40
SiCortex			41
Silicon Graphics Incorporated			42
Sun Microsystems, Inc.			43
University of Alabama at Birmingham			44
University of Houston			45
University of Illinois at Urbana-Champaign			46
			47
			48

1 University of Stuttgart, High Performance Computing Center Stuttgart (HLRS)
2 University of Tennessee, Knoxville
3 University of Wisconsin

4 Funding for the MPI Forum meetings was partially supported by award #CCF-0816909
5 from the National Science Foundation. In addition, the HDF Group provided travel support
6 for one U.S. academic.

8 MPI-2.2:

9 All chapters have been revisited to achieve a consistent MPI-2.2 text. Those who served as
10 authors for the necessary modifications are:

- 12 • William Gropp, Front matter, Introduction, and Bibliography; MPI-2.2 chair.
- 13
- 14 • Richard Graham, Point-to-Point Communication and Datatypes
- 15
- 16 • Adam Moody, Collective Communication
- 17
- 18 • Torsten Hoefler, Collective Communication and Process Topologies
- 19
- 20 • Richard Treumann, Groups, Contexts, and Communicators
- 21
- 22 • Jesper Larsson Träff, Process Topologies, Info-Object and One-Sided Communications
- 23
- 24 • George Bosilca, Datatypes and Environmental Management
- 25
- 26 • David Solt, Process Creation and Management
- 27
- 28 • Bronis R. de Supinski, External Interfaces, and Profiling
- 29
- 30 • Rajeev Thakur, I/O
- 31
- 32 • Jeffrey M. Squyres, Language Bindings and MPI-2.2 Secretary
- 33
- 34 • Rolf Rabenseifner, Deprecated Functions, Annex Change-Log, and Annex Language Bindings

35 The following list includes some of the active participants who attended MPI-2 Forum
36 meetings and in the e-mail discussions of the errata items and are not mentioned above.

Pavan Balaji	Purushotham V. Bangalore	Brian Barrett	1
Richard Barrett	Christian Bell	Robert Blackmore	2
Gil Bloch	Ron Brightwell	Greg Bronevetsky	3
Jeff Brown	Darius Buntinas	Jonathan Carter	4
Nathan DeBardeleben	Terry Dontje	Gabor Dozsa	5
Edric Ellis	Karl Feind	Edgar Gabriel	6
Patrick Geoffray	Johann George	David Gingold	7
David Goodell	Erez Haba	Robert Harrison	8
Thomas Herault	Marc-André Hermanns	Steve Hodson	9
Joshua Hursey	Yutaka Ishikawa	Bin Jia	10
Hideyuki Jitsumoto	Terry Jones	Yann Kalemkarian	11
Ranier Keller	Matthew Koop	Quincey Koziol	12
Manojkumar Krishnan	Sameer Kumar	Miron Livny	13
Andrew Lumsdaine	Miao Luo	Ewing Lusk	14
Timothy I. Mattox	Kannan Narasimhan	Mark Pagel	15
Avneesh Pant	Steve Poole	Howard Pritchard	16
Craig Rasmussen	Hubert Ritzdorf	Rob Ross	17
Martin Schulz	Pavel Shamis	Galen Shipman	18
Christian Siebert	Anthony Skjellum	Brian Smith	19
Naoki Sueyasu	Vinod Tipparaju	Keith Underwood	20
Rolf Vandevaart	Abhinav Vishnu	Weikuan Yu	21
The MPI Forum also acknowledges and appreciates the valuable input from people via e-mail and in person.			22
The following institutions supported the MPI-2.2 effort through time and travel support for the people listed above.			23
Argonne National Laboratory			24
Auburn University			25
Bull			26
Cisco Systems, Inc.			27
Cray Inc.			28
Forschungszentrum Jülich			29
Fujitsu			30
The HDF Group			31
Hewlett-Packard			32
International Business Machines			33
Indiana University			34
Institut National de Recherche en Informatique et Automatique (INRIA)			35
Institute for Advanced Science & Engineering Corporation			36
Intel Corporation			37
Lawrence Berkeley National Laboratory			38
Lawrence Livermore National Laboratory			39
Los Alamos National Laboratory			40
Mathworks			41
Mellanox Technologies			42
Microsoft			43
Myricom			44
NEC Corporation			45
Oak Ridge National Laboratory			46
			47
			48

1 Ohio State University
2 Pacific Northwest National Laboratory
3 QLogic Corporation
4 RunTime Computing Solutions, LLC
5 Sandia National Laboratories
6 SiCortex, Inc.
7 Silicon Graphics Inc.
8 Sun Microsystems, Inc.
9 Tokyo Institute of Technology
10 University of Alabama at Birmingham
11 University of Houston
12 University of Illinois at Urbana-Champaign
13 University of Stuttgart, High Performance Computing Center Stuttgart (HLRS)
14 University of Tennessee, Knoxville
15 University of Tokyo
16 University of Wisconsin

17 Funding for the MPI Forum meetings was partially supported by awards #CCF-0816909
18 and #CCF-1144042 from the National Science Foundation. In addition, the HDF Group
19 provided travel support for one U.S. academic.
20

21 MPI-3:

22 MPI-3 is a significant effort to extend and modernize the MPI Standard.

23 The editors and organizers of the MPI-3 have been:

- 24 ● William Gropp, Steering committee, Front matter, Introduction, Groups, Contexts,
25 and Communicators, One-Sided Communications, and Bibliography
- 26 ● Richard Graham, Steering committee, Point-to-Point Communication, Meeting Con-
27 vener, and MPI-3 chair
- 28 ● Torsten Hoefler, Collective Communication, One-Sided Communications, and Process
29 Topologies
- 30 ● George Bosilca, Datatypes and Environmental Management
- 31 ● David Solt, Process Creation and Management
- 32 ● Bronis R. de Supinski, External Interfaces and Tool Support
- 33 ● Rajeev Thakur, I/O and One-Sided Communications
- 34 ● Darius Buntinas, Info Object
- 35 ● Jeffrey M. Squyres, Language Bindings and MPI-3 Secretary
- 36 ● Rolf Rabenseifner, Steering committee, Terms and Definitions, and Fortran Bindings,
37 Deprecated Functions, Annex Change-Log, and Annex Language Bindings
- 38 ● Craig Rasmussen, Fortran Bindings

The following list includes some of the active participants who attended MPI-3 Forum			1
meetings or participated in the e-mail discussions and who are not mentioned above.			2
Tatsuya Abe	Tomoya Adachi	Sadaf Alam	3
Reinhold Bader	Pavan Balaji	Purushotham V. Bangalore	4
Brian Barrett	Richard Barrett	Robert Blackmore	5
Aurelien Bouteiller	Ron Brightwell	Greg Bronevetsky	6
Jed Brown	Darius Buntinas	Devendar Bureddy	7
Arno Candell	George Carr	Mohamad Chaarawi	8
Raghunath Raja Chandrasekar	James Dinan	Terry Dontje	9
Edgar Gabriel	Balazs Gerofi	Brice Goglin	10
David Goodell	Manjunath Gorentla	Erez Haba	11
Jeff Hammond	Thomas Herauld	Marc-André Hermanns	12
Jennifer Herrett-Skjellum	Nathan Hjelm	Atsushi Hori	13
Joshua Hursey	Marty Itzkowitz	Yutaka Ishikawa	14
Nysal Jan	Bin Jia	Hideyuki Jitsumoto	15
Yann Kalemkarian	Krishna Kandalla	Takahiro Kawashima	16
Chulho Kim	Dries Kimpe	Christof Klausecker	17
Alice Koniges	Quincey Koziol	Dieter Kranzmueller	18
Manojkumar Krishnan	Sameer Kumar	Eric Lantz	19
Jay Lofstead	Bill Long	Andrew Lumsdaine	20
Miao Luo	Ewing Lusk	Adam Moody	21
Nick M. Maclaren	Amith Mamidala	Guillaume Mercier	22
Scott McMillan	Douglas Miller	Kathryn Mohror	23
Tim Murray	Tomotake Nakamura	Takeshi Nanri	24
Steve Oyanagi	Mark Pagel	Swann Perarnau	25
Sreeram Potluri	Howard Pritchard	Rolf Riesen	26
Hubert Ritzdorf	Kuninobu Sasaki	Timo Schneider	27
Martin Schulz	Gilad Shainer	Christian Siebert	28
Anthony Skjellum	Brian Smith	Marc Snir	29
Raffaele Giuseppe Solca	Shinji Sumimoto	Alexander Supalov	30
Sayantana Sur	Masamichi Takagi	Fabian Tillier	31
Vinod Tipparaju	Jesper Larsson Träff	Richard Treumann	32
Keith Underwood	Rolf Vandevaart	Anh Vo	33
Abhinav Vishnu	Min Xie	Enqiang Zhou	34

The MPI Forum also acknowledges and appreciates the valuable input from people via e-mail and in person. 35 36

The MPI Forum also thanks those that provided feedback during the public comment period. In particular, the Forum would like to thank Jeremiah Wilcock for providing detailed comments on the entire draft standard. 37 38 39

The following institutions supported the MPI-3 effort through time and travel support for the people listed above. 40 41

- Argonne National Laboratory 42
- Bull 43
- Cisco Systems, Inc. 44
- Cray Inc. 45
- CSCS 46
- ETH Zurich 47
- Fujitsu Ltd. 48

- 1 German Research School for Simulation Sciences
- 2 The HDF Group
- 3 Hewlett-Packard
- 4 International Business Machines
- 5 IBM India Private Ltd
- 6 Indiana University
- 7 Institut National de Recherche en Informatique et Automatique (INRIA)
- 8 Institute for Advanced Science & Engineering Corporation
- 9 Intel Corporation
- 10 Lawrence Berkeley National Laboratory
- 11 Lawrence Livermore National Laboratory
- 12 Los Alamos National Laboratory
- 13 Mellanox Technologies, Inc.
- 14 Microsoft Corporation
- 15 NEC Corporation
- 16 National Oceanic and Atmospheric Administration, Global Systems Division
- 17 NVIDIA Corporation
- 18 Oak Ridge National Laboratory
- 19 The Ohio State University
- 20 Oracle America
- 21 Platform Computing
- 22 RIKEN AICS
- 23 RunTime Computing Solutions, LLC
- 24 Sandia National Laboratories
- 25 Technical University of Chemnitz
- 26 Tokyo Institute of Technology
- 27 University of Alabama at Birmingham
- 28 University of Chicago
- 29 University of Houston
- 30 University of Illinois at Urbana-Champaign
- 31 University of Stuttgart, High Performance Computing Center Stuttgart (HLRS)
- 32 University of Tennessee, Knoxville
- 33 University of Tokyo

34 Funding for the MPI Forum meetings was partially supported by awards #CCF-0816909
35 and #CCF-1144042 from the National Science Foundation. In addition, the HDF Group
36 and Sandia National Laboratories provided travel support for one U.S. academic each.

37
38
39
40
41
42
43
44
45
46
47
48

1
2
3
4
5
6
7
8
9
10
11
12
13
14
15
16
17
18
19
20
21
22
23
24
25
26
27
28
29
30
31
32
33
34
35
36
37
38
39
40
41
42
43
44
45
46
47
48

Chapter 1

Introduction to MPI

1.1 Overview and Goals

MPI (Message-Passing Interface) is a *message-passing library interface specification*. All parts of this definition are significant. MPI addresses primarily the message-passing parallel programming model, in which data is moved from the address space of one process to that of another process through cooperative operations on each process. Extensions to the “classical” message-passing model are provided in collective operations, remote-memory access operations, dynamic process creation, and parallel I/O. MPI is a *specification*, not an implementation; there are multiple implementations of MPI. This specification is for a *library interface*; MPI is not a language, and all MPI operations are expressed as functions, subroutines, or methods, according to the appropriate language bindings which, for C and Fortran, are part of the MPI standard. The standard has been defined through an open process by a community of parallel computing vendors, computer scientists, and application developers. The next few sections provide an overview of the history of MPI’s development.

The main advantages of establishing a message-passing standard are portability and ease of use. In a distributed memory communication environment in which the higher level routines and/or abstractions are built upon lower level message-passing routines the benefits of standardization are particularly apparent. Furthermore, the definition of a message-passing standard, such as that proposed here, provides vendors with a clearly defined base set of routines that they can implement efficiently, or in some cases for which they can provide hardware support, thereby enhancing scalability.

The goal of the Message-Passing Interface simply stated is to develop a widely used standard for writing message-passing programs. As such the interface should establish a practical, portable, efficient, and flexible standard for message passing.

A complete list of goals follows.

- Design an application programming interface (not necessarily for compilers or a system implementation library).
- Allow efficient communication: Avoid memory-to-memory copying, allow overlap of computation and communication, and offload to communication co-processors, where available.
- Allow for implementations that can be used in a heterogeneous environment.
- Allow convenient C and Fortran bindings for the interface.

- 1 • Assume a reliable communication interface: the user need not cope with communi-
2 cation failures. Such failures are dealt with by the underlying communication subsystem.
- 3
- 4 • Define an interface that can be implemented on many vendor's platforms, with no
5 significant changes in the underlying communication and system software.
- 6
- 7 • Semantics of the interface should be language independent.
- 8
- 9 • The interface should be designed to allow for thread safety.

10 1.2 Background of MPI-1.0

12 MPI sought to make use of the most attractive features of a number of existing message-
13 passing systems, rather than selecting one of them and adopting it as the standard. Thus,
14 MPI was strongly influenced by work at the IBM T. J. Watson Research Center [1, 2],
15 Intel's NX/2 [50], Express [13], nCUBE's Vertex [46], p4 [8, 9], and PARMACS [5, 10].
16 Other important contributions have come from Zipcode [53, 54], Chimp [19, 20], PVM
17 [4, 17], Chameleon [27], and PICL [25].

18 The MPI standardization effort involved about 60 people from 40 organizations mainly
19 from the United States and Europe. Most of the major vendors of concurrent computers
20 were involved in MPI, along with researchers from universities, government laboratories, and
21 industry. The standardization process began with the Workshop on Standards for Message-
22 Passing in a Distributed Memory Environment, sponsored by the Center for Research on
23 Parallel Computing, held April 29-30, 1992, in Williamsburg, Virginia [60]. At this workshop
24 the basic features essential to a standard message-passing interface were discussed, and a
25 working group established to continue the standardization process.

26 A preliminary draft proposal, known as MPI-1, was put forward by Dongarra, Hempel,
27 Hey, and Walker in November 1992, and a revised version was completed in February
28 1993 [18]. MPI-1 embodied the main features that were identified at the Williamsburg
29 workshop as being necessary in a message passing standard. Since MPI-1 was primarily
30 intended to promote discussion and "get the ball rolling," it focused mainly on point-to-point
31 communications. MPI-1 brought to the forefront a number of important standardization
32 issues, but did not include any collective communication routines and was not thread-safe.

33 In November 1992, a meeting of the MPI working group was held in Minneapolis, at
34 which it was decided to place the standardization process on a more formal footing, and to
35 generally adopt the procedures and organization of the High Performance Fortran Forum.
36 Subcommittees were formed for the major component areas of the standard, and an email
37 discussion service established for each. In addition, the goal of producing a draft MPI
38 standard by the Fall of 1993 was set. To achieve this goal the MPI working group met every
39 6 weeks for two days throughout the first 9 months of 1993, and presented the draft MPI
40 standard at the Supercomputing 93 conference in November 1993. These meetings and the
41 email discussion together constituted the MPI Forum, membership of which has been open
42 to all members of the high performance computing community.

44 1.3 Background of MPI-1.1, MPI-1.2, and MPI-2.0

46 Beginning in March 1995, the MPI Forum began meeting to consider corrections and exten-
47 sions to the original MPI Standard document [22]. The first product of these deliberations
48

was Version 1.1 of the MPI specification, released in June of 1995 [23] (see <http://www.mpi-forum.org> for official MPI document releases). At that time, effort focused in five areas.

1. Further corrections and clarifications for the MPI-1.1 document.
2. Additions to MPI-1.1 that do not significantly change its types of functionality (new datatype constructors, language interoperability, etc.).
3. Completely new types of functionality (dynamic processes, one-sided communication, parallel I/O, etc.) that are what everyone thinks of as “MPI-2 functionality.”
4. Bindings for Fortran 90 and C++. MPI-2 specifies C++ bindings for both MPI-1 and MPI-2 functions, and extensions to the Fortran 77 binding of MPI-1 and MPI-2 to handle Fortran 90 issues.
5. Discussions of areas in which the MPI process and framework seem likely to be useful, but where more discussion and experience are needed before standardization (e.g., zero-copy semantics on shared-memory machines, real-time specifications).

Corrections and clarifications (items of type 1 in the above list) were collected in Chapter 3 of the MPI-2 document: “Version 1.2 of MPI.” That chapter also contains the function for identifying the version number. Additions to MPI-1.1 (items of types 2, 3, and 4 in the above list) are in the remaining chapters of the MPI-2 document, and constitute the specification for MPI-2. Items of type 5 in the above list have been moved to a separate document, the “MPI Journal of Development” (JOD), and are not part of the MPI-2 Standard.

This structure makes it easy for users and implementors to understand what level of MPI compliance a given implementation has:

- MPI-1 compliance will mean compliance with MPI-1.3. This is a useful level of compliance. It means that the implementation conforms to the clarifications of MPI-1.1 function behavior given in Chapter 3 of the MPI-2 document. Some implementations may require changes to be MPI-1 compliant.
- MPI-2 compliance will mean compliance with all of MPI-2.1.
- The MPI Journal of Development is not part of the MPI Standard.

It is to be emphasized that forward compatibility is preserved. That is, a valid MPI-1.1 program is both a valid MPI-1.3 program and a valid MPI-2.1 program, and a valid MPI-1.3 program is a valid MPI-2.1 program.

1.4 Background of MPI-1.3 and MPI-2.1

After the release of MPI-2.0, the MPI Forum kept working on errata and clarifications for both standard documents (MPI-1.1 and MPI-2.0). The short document “Errata for MPI-1.1” was released October 12, 1998. On July 5, 2001, a first ballot of errata and clarifications for MPI-2.0 was released, and a second ballot was voted on May 22, 2002. Both votes were done electronically. Both ballots were combined into one document: “Errata for MPI-2,” May 15, 2002. This errata process was then interrupted, but the Forum and its e-mail reflectors kept working on new requests for clarification.

1 Restarting regular work of the MPI Forum was initiated in three meetings, at Eu-
2 roPVM/MPI'06 in Bonn, at EuroPVM/MPI'07 in Paris, and at SC'07 in Reno. In De-
3 cember 2007, a steering committee started the organization of new MPI Forum meetings at
4 regular 8-weeks intervals. At the January 14–16, 2008 meeting in Chicago, the MPI Forum
5 decided to combine the existing and future MPI documents to one document for each ver-
6 sion of the MPI standard. For technical and historical reasons, this series was started with
7 MPI-1.3. Additional Ballots 3 and 4 solved old questions from the errata list started in 1995
8 up to new questions from the last years. After all documents (MPI-1.1, MPI-2, Errata for
9 MPI-1.1 (Oct. 12, 1998), and MPI-2.1 Ballots 1-4) were combined into one draft document,
10 for each chapter, a chapter author and review team were defined. They cleaned up the
11 document to achieve a consistent MPI-2.1 document. The final MPI-2.1 standard document
12 was finished in June 2008, and finally released with a second vote in September 2008 in
13 the meeting at Dublin, just before EuroPVM/MPI'08. The major work of the current MPI
14 Forum is the preparation of MPI-3.

15 16 1.5 Background of MPI-2.2

17
18 MPI-2.2 is a minor update to the MPI-2.1 standard. This version addresses additional errors
19 and ambiguities that were not corrected in the MPI-2.1 standard as well as a small number
20 of extensions to MPI-2.1 that met the following criteria:

- 21
22 • Any correct MPI-2.1 program is a correct MPI-2.2 program.
- 23
24 • Any extension must have significant benefit for users.
- 25
26 • Any extension must not require significant implementation effort. To that end, all
27 such changes are accompanied by an open source implementation.

28 The discussions of MPI-2.2 proceeded concurrently with the MPI-3 discussions; in some
29 cases, extensions were proposed for MPI-2.2 but were later moved to MPI-3.

30 31 1.6 Background of MPI-3.0

32
33 MPI-3.0 is a major update to the MPI standard. The updates include the extension of
34 collective operations to include nonblocking versions, extensions to the one-sided operations,
35 and a new Fortran 2008 binding. In addition, the deprecated C++ bindings have been
36 removed, as well as many of the deprecated routines and MPI objects (such as the MPI_UB
37 datatype).

38 39 1.7 Who Should Use This Standard?

40
41 This standard is intended for use by all those who want to write portable message-passing
42 programs in Fortran and C (and access the C bindings from C++). This includes individual
43 application programmers, developers of software designed to run on parallel machines, and
44 creators of environments and tools. In order to be attractive to this wide audience, the
45 standard must provide a simple, easy-to-use interface for the basic user while not seman-
46 tically precluding the high-performance message-passing operations available on advanced
47 machines.
48

1.8 What Platforms Are Targets For Implementation?

The attractiveness of the message-passing paradigm at least partially stems from its wide portability. Programs expressed this way may run on distributed-memory multiprocessors, networks of workstations, and combinations of all of these. In addition, shared-memory implementations, including those for multi-core processors and hybrid architectures, are possible. The paradigm will not be made obsolete by architectures combining the shared- and distributed-memory views, or by increases in network speeds. It thus should be both possible and useful to implement this standard on a great variety of machines, including those “machines” consisting of collections of other machines, parallel or not, connected by a communication network.

The interface is suitable for use by fully general MIMD programs, as well as those written in the more restricted style of SPMD. MPI provides many features intended to improve performance on scalable parallel computers with specialized interprocessor communication hardware. Thus, we expect that native, high-performance implementations of MPI will be provided on such machines. At the same time, implementations of MPI on top of standard Unix interprocessor communication protocols will provide portability to workstation clusters and heterogenous networks of workstations.

1.9 What Is Included In The Standard?

The standard includes:

- Point-to-point communication,
- Datatypes,
- Collective operations,
- Process groups,
- Communication contexts,
- Process topologies,
- Environmental management and inquiry,
- The Info object,
- Process creation and management,
- One-sided communication,
- External interfaces,
- Parallel file I/O,
- Language bindings for Fortran and C,
- Tool support.

1.10 What Is Not Included In The Standard?

The standard does not specify:

- Operations that require more operating system support than is currently standard; for example, interrupt-driven receives, remote execution, or active messages,
- Program construction tools,
- Debugging facilities.

There are many features that have been considered and not included in this standard. This happened for a number of reasons, one of which is the time constraint that was self-imposed in finishing the standard. Features that are not included can always be offered as extensions by specific implementations. Perhaps future versions of MPI will address some of these issues.

1.11 Organization of this Document

The following is a list of the remaining chapters in this document, along with a brief description of each.

- Chapter 2, [MPI Terms and Conventions](#), explains notational terms and conventions used throughout the MPI document.
- Chapter 3, [Point-to-Point Communication](#), defines the basic, pairwise communication subset of MPI. *Send* and *receive* are found here, along with many associated functions designed to make basic communication powerful and efficient.
- Chapter 4, [Datatypes](#), defines a method to describe any data layout, e.g., an array of structures in the memory, which can be used as message send or receive buffer.
- Chapter 5, [Collective Communication](#), defines process-group collective communication operations. Well known examples of this are barrier and broadcast over a group of processes (not necessarily all the processes). With MPI-2, the semantics of collective communication was extended to include intercommunicators. It also adds two new collective operations. MPI-3 adds nonblocking collective operations.
- Chapter 6, [Groups, Contexts, Communicators, and Caching](#), shows how groups of processes are formed and manipulated, how unique communication contexts are obtained, and how the two are bound together into a *communicator*.
- Chapter 7, [Process Topologies](#), explains a set of utility functions meant to assist in the mapping of process groups (a linearly ordered set) to richer topological structures such as multi-dimensional grids.
- Chapter 8, [MPI Environmental Management](#), explains how the programmer can manage and make inquiries of the current MPI environment. These functions are needed for the writing of correct, robust programs, and are especially important for the construction of highly-portable message-passing programs.

- Chapter 9, [The Info Object](#), defines an opaque object, that is used as input in several MPI routines. 1
2
- Chapter 10, [Process Creation and Management](#), defines routines that allow for creation of processes. 3
4
5
- Chapter 11, [One-Sided Communications](#), defines communication routines that can be completed by a single process. These include shared-memory operations (put/get) and remote accumulate operations. 6
7
8
9
- Chapter 12, [External Interfaces](#), defines routines designed to allow developers to layer on top of MPI. This includes generalized requests, routines that decode MPI opaque objects, and threads. 10
11
12
- Chapter 13, [I/O](#), defines MPI support for parallel I/O. 13
14
- Chapter 14, [Tool Support](#), covers interfaces that allow debuggers, performance analyzers, and other tools to obtain data about the operation of MPI processes. This chapter includes Section 14.2 ([Profiling Interface](#)), which was a chapter in previous versions of MPI. 15
16
17
18
19
- Chapter 15, [Deprecated Functions](#), describes routines that are kept for reference. However usage of these functions is discouraged, as they may be deleted in future versions of the standard. 20
21
22
- Chapter 16, [Removed Interfaces](#), describes routines and constructs that have been removed from MPI. These were deprecated in MPI-2, and the MPI Forum decided to remove these from the MPI-3 standard. 23
24
25
26
- Chapter 17, [Language Bindings](#), discusses Fortran issues, and describes language interoperability aspects between C and Fortran. 27
28
29

The Appendices are: 30

- Annex A, [Language Bindings Summary](#), gives specific syntax in C and Fortran, for all MPI functions, constants, and types. 31
32
33
34
- Annex B, [Change-Log](#), summarizes some changes since the previous version of the standard. 35
36
- Several Index pages show the locations of examples, constants and predefined handles, callback routine prototypes, and all MPI functions. 37
38
39

MPI provides various interfaces to facilitate interoperability of distinct MPI implementations. Among these are the canonical data representation for MPI I/O and for MPI_PACK_EXTERNAL and MPI_UNPACK_EXTERNAL. The definition of an actual binding of these interfaces that will enable interoperability is outside the scope of this document. 40
41
42
43

A separate document consists of ideas that were discussed in the MPI Forum during the MPI-2 development and deemed to have value, but are not included in the MPI Standard. They are part of the “Journal of Development” (JOD), lest good ideas be lost and in order to provide a starting point for further work. The chapters in the JOD are 44
45
46
47
48

- 1 • Chapter 2, Spawning Independent Processes, includes some elements of dynamic pro-
2 cess management, in particular management of processes with which the spawning
3 processes do not intend to communicate, that the Forum discussed at length but
4 ultimately decided not to include in the MPI Standard.
- 5
- 6 • Chapter 3, Threads and MPI, describes some of the expected interaction between an
7 MPI implementation and a thread library in a multi-threaded environment.
- 8
- 9 • Chapter 4, Communicator ID, describes an approach to providing identifiers for com-
10 municators.
- 11
- 12 • Chapter 5, Miscellany, discusses Miscellaneous topics in the MPI JOD, in particu-
13 lar single-copy routines for use in shared-memory environments and new datatype
14 constructors.
- 15 • Chapter 6, Toward a Full Fortran 90 Interface, describes an approach to providing a
16 more elaborate Fortran 90 interface.
- 17
- 18 • Chapter 7, Split Collective Communication, describes a specification for certain non-
19 blocking collective operations.
- 20 • Chapter 8, Real-Time MPI, discusses MPI support for real time processing.
- 21
- 22
- 23
- 24
- 25
- 26
- 27
- 28
- 29
- 30
- 31
- 32
- 33
- 34
- 35
- 36
- 37
- 38
- 39
- 40
- 41
- 42
- 43
- 44
- 45
- 46
- 47
- 48

1
2
3
4
5
6
7
8
9
10
11
12
13
14
15
16
17
18
19
20
21
22
23
24
25
26
27
28
29
30
31
32
33
34
35
36
37
38
39
40
41
42
43
44
45
46
47
48

Chapter 2

MPI Terms and Conventions

This chapter explains notational terms and conventions used throughout the MPI document, some of the choices that have been made, and the rationale behind those choices.

2.1 Document Notation

Rationale. Throughout this document, the rationale for the design choices made in the interface specification is set off in this format. Some readers may wish to skip these sections, while readers interested in interface design may want to read them carefully. (*End of rationale.*)

Advice to users. Throughout this document, material aimed at users and that illustrates usage is set off in this format. Some readers may wish to skip these sections, while readers interested in programming in MPI may want to read them carefully. (*End of advice to users.*)

Advice to implementors. Throughout this document, material that is primarily commentary to implementors is set off in this format. Some readers may wish to skip these sections, while readers interested in MPI implementations may want to read them carefully. (*End of advice to implementors.*)

2.2 Naming Conventions

In many cases MPI names for C functions are of the form `MPI_Class_action_subset`. This convention originated with MPI-1. Since MPI-2 an attempt has been made to standardize the names of MPI functions according to the following rules.

1. In C, all routines associated with a particular type of MPI object should be of the form `MPI_Class_action_subset` or, if no subset exists, of the form `MPI_Class_action`. In Fortran, all routines associated with a particular type of MPI object should be of the form `MPI_CLASS_ACTION_SUBSET` or, if no subset exists, of the form `MPI_CLASS_ACTION`.
2. If the routine is not associated with a class, the name should be of the form `MPI_Action_subset` in C and `MPI_ACTION_SUBSET` in Fortran.

- 1 3. The names of certain actions have been standardized. In particular, *Create* creates
 2 a new object, *Get* retrieves information about an object, *Set* sets this information,
 3 *Delete* deletes information, *Is* asks whether or not an object has a certain property.

4
 5 C and Fortran names for some MPI functions (that were defined during the MPI-1
 6 process) violate these rules in several cases. The most common exceptions are the omission
 7 of the *Class* name from the routine and the omission of the *Action* where one can be inferred.

8 MPI identifiers are limited to 30 characters (31 with the profiling interface). This is
 9 done to avoid exceeding the limit on some compilation systems.

11 2.3 Procedure Specification

12
 13 MPI procedures are specified using a language-independent notation. The arguments of
 14 procedure calls are marked as IN, OUT, or INOUT. The meanings of these are:

- 15 • IN: the call may use the input value but does not update the argument from the
 16 perspective of the caller at any time during the call's execution,
- 17 • OUT: the call may update the argument but does not use its input value,
- 18 • INOUT: the call may both use and update the argument.

19
 20
 21 There is one special case — if an argument is a handle to an opaque object (these
 22 terms are defined in Section 2.5.1), and the object is updated by the procedure call, then
 23 the argument is marked INOUT or OUT. It is marked this way even though the handle itself
 24 is not modified — we use the INOUT or OUT attribute to denote that what the handle
 25 *references* is updated.

26
 27 *Rationale.* The definition of MPI tries to avoid, to the largest possible extent, the use
 28 of INOUT arguments, because such use is error-prone, especially for scalar arguments.
 29 (*End of rationale.*)

30
 31 MPI's use of IN, OUT, and INOUT is intended to indicate to the user how an argument
 32 is to be used, but does not provide a rigorous classification that can be translated directly
 33 into all language bindings (e.g., `INTENT` in Fortran 90 bindings or `const` in C bindings).
 34 For instance, the “constant” `MPI_BOTTOM` can usually be passed to OUT buffer arguments.
 35 Similarly, `MPI_STATUS_IGNORE` can be passed as the OUT status argument.

36 A common occurrence for MPI functions is an argument that is used as IN by some pro-
 37 cesses and OUT by other processes. Such an argument is, syntactically, an INOUT argument
 38 and is marked as such, although, semantically, it is not used in one call both for input and
 39 for output on a single process.

40 Another frequent situation arises when an argument value is needed only by a subset
 41 of the processes. When an argument is not significant at a process then an arbitrary value
 42 can be passed as an argument.

43 Unless specified otherwise, an argument of type OUT or type INOUT cannot be aliased
 44 with any other argument passed to an MPI procedure. An example of argument aliasing in
 45 C appears below. If we define a C procedure like this,


```

void copyIntBuffer( int *pin, int *pout, int len )
{
    int i;
    for (i=0; i<len; ++i) *pout++ = *pin++;
}

```

then a call to it in the following code fragment has aliased arguments.

```

int a[10];
copyIntBuffer( a, a+3, 7);

```

Although the C language allows this, such usage of MPI procedures is forbidden unless otherwise specified. Note that Fortran prohibits aliasing of arguments.

All MPI functions are first specified in the language-independent notation. Immediately below this, language dependent bindings follow:

- The ISO C version of the function.
- The Fortran version used with `USE mpi_f08`.
- The Fortran version of the same function used with `USE mpi` or `INCLUDE 'mpif.h'`.

“Fortran” in this document refers to Fortran 90 and higher; see Section 2.6.

2.4 Semantic Terms

When discussing MPI procedures the following semantic terms are used.

nonblocking A procedure is nonblocking if the procedure may return before the operation completes, and before the user is allowed to reuse resources (such as buffers) specified in the call. A nonblocking request is *started* by the call that initiates it, e.g., `MPI_ISEND`. The word *complete* is used with respect to operations, requests, and communications. An *operation completes* when the user is allowed to reuse resources, and any output buffers have been updated; i.e., a call to `MPI_TEST` will return `flag = true`. A *request is completed* by a call to `wait`, which returns, or a test or get status call which returns `flag = true`. This completing call has two effects: the status is extracted from the request; in the case of test and wait, if the request was nonpersistent, it is *freed*, and becomes *inactive* if it was persistent. A *communication completes* when all participating operations complete.

blocking A procedure is blocking if return from the procedure indicates the user is allowed to reuse resources specified in the call.

local A procedure is local if completion of the procedure depends only on the local executing process.

non-local A procedure is non-local if completion of the operation may require the execution of some MPI procedure on another process. Such an operation may require communication occurring with another user process.

collective A procedure is collective if all processes in a process group need to invoke the procedure. A collective call may or may not be synchronizing. Collective calls over the same communicator must be executed in the same order by all members of the process group.

predefined A predefined datatype is a datatype with a predefined (constant) name (such as `MPI_INT`, `MPI_FLOAT_INT`, or `MPI_PACKED`) or a datatype constructed with `MPI_TYPE_CREATE_F90_INTEGER`, `MPI_TYPE_CREATE_F90_REAL`, or `MPI_TYPE_CREATE_F90_COMPLEX`. The former are *named* whereas the latter are *unnamed*.

derived A derived datatype is any datatype that is not predefined.

portable A datatype is portable if it is a predefined datatype, or it is derived from a portable datatype using only the type constructors `MPI_TYPE_CONTIGUOUS`, `MPI_TYPE_VECTOR`, `MPI_TYPE_INDEXED`, `MPI_TYPE_CREATE_INDEXED_BLOCK`, `MPI_TYPE_CREATE_SUBARRAY`, `MPI_TYPE_DUP`, and `MPI_TYPE_CREATE_DARRAY`. Such a datatype is portable because all displacements in the datatype are in terms of extents of one predefined datatype. Therefore, if such a datatype fits a data layout in one memory, it will fit the corresponding data layout in another memory, if the same declarations were used, even if the two systems have different architectures. On the other hand, if a datatype was constructed using `MPI_TYPE_CREATE_HINDEXED`, `MPI_TYPE_CREATE_HINDEXED_BLOCK`, `MPI_TYPE_CREATE_HVECTOR` or `MPI_TYPE_CREATE_STRUCT`, then the datatype contains explicit byte displacements (e.g., providing padding to meet alignment restrictions). These displacements are unlikely to be chosen correctly if they fit data layout on one memory, but are used for data layouts on another process, running on a processor with a different architecture.

equivalent Two datatypes are equivalent if they appear to have been created with the same sequence of calls (and arguments) and thus have the same typemap. Two equivalent datatypes do not necessarily have the same cached attributes or the same names.

2.5 Data Types

2.5.1 Opaque Objects

MPI manages *system memory* that is used for buffering messages and for storing internal representations of various MPI objects such as groups, communicators, datatypes, etc. This memory is not directly accessible to the user, and objects stored there are *opaque*: their size and shape is not visible to the user. Opaque objects are accessed via *handles*, which exist in user space. MPI procedures that operate on opaque objects are passed handle arguments to access these objects. In addition to their use by MPI calls for object access, handles can participate in assignments and comparisons.

In Fortran with `USE mpi` or `INCLUDE 'mpif.h'`, all handles have type `INTEGER`. In Fortran with `USE mpi_f08`, and in C, a different handle type is defined for each category of objects. With Fortran `USE mpi_f08`, the handles are defined as Fortran `BIND(C)` derived types that consist of only one element `INTEGER :: MPI_VAL`. The internal handle value is identical to the Fortran `INTEGER` value used in the `mpi` module and `mpif.h`. The operators `.EQ.`, `.NE.`, `==` and `/=` are overloaded to allow the comparison of these handles. The type names are identical to the names in C, except that they are not case sensitive. For example:

```

TYPE, BIND(C) :: MPI_Comm
    INTEGER    :: MPI_VAL
END TYPE MPI_Comm

```

The C types must support the use of the assignment and equality operators.

Advice to implementors. In Fortran, the handle can be an index into a table of opaque objects in a system table; in C it can be such an index or a pointer to the object. (*End of advice to implementors.*)

Rationale. Since the Fortran integer values are equivalent, applications can easily convert MPI handles between all three supported Fortran methods. For example, an integer communicator handle `COMM` can be converted directly into an exactly equivalent `mpi_f08` communicator handle named `comm_f08` by `comm_f08%MPI_VAL=COMM`, and vice versa. The use of the `INTEGER` defined handles and the `BIND(C)` derived type handles is different: Fortran 2003 (and later) define that `BIND(C)` derived types can be used within user defined common blocks, but it is up to the rules of the companion C compiler how many numerical storage units are used for these `BIND(C)` derived type handles. Most compilers use one unit for both, the `INTEGER` handles and the handles defined as `BIND(C)` derived types. (*End of rationale.*)

Advice to users. If a user wants to substitute `mpif.h` or the `mpi` module by the `mpi_f08` module and the application program stores a handle in a Fortran common block then it is necessary to change the Fortran support method in all application routines that use this common block, because the number of numerical storage units of such a handle can be different in the two modules. (*End of advice to users.*)

Opaque objects are allocated and deallocated by calls that are specific to each object type. These are listed in the sections where the objects are described. The calls accept a handle argument of matching type. In an allocate call this is an OUT argument that returns a valid reference to the object. In a call to deallocate this is an INOUT argument which returns with an “invalid handle” value. MPI provides an “invalid handle” constant for each object type. Comparisons to this constant are used to test for validity of the handle.

A call to a deallocate routine invalidates the handle and marks the object for deallocation. The object is not accessible to the user after the call. However, MPI need not deallocate the object immediately. Any operation pending (at the time of the deallocate) that involves this object will complete normally; the object will be deallocated afterwards.

An opaque object and its handle are significant only at the process where the object was created and cannot be transferred to another process.

MPI provides certain predefined opaque objects and predefined, static handles to these objects. The user must not free such objects.

Rationale. This design hides the internal representation used for MPI data structures, thus allowing similar calls in C and Fortran. It also avoids conflicts with the typing rules in these languages, and easily allows future extensions of functionality. The mechanism for opaque objects used here loosely follows the POSIX Fortran binding standard.

The explicit separation of handles in user space and objects in system space allows space-reclaiming and deallocation calls to be made at appropriate points in the user

1 program. If the opaque objects were in user space, one would have to be very careful
2 not to go out of scope before any pending operation requiring that object completed.
3 The specified design allows an object to be marked for deallocation, the user program
4 can then go out of scope, and the object itself still persists until any pending operations
5 are complete.

6 The requirement that handles support assignment/comparison is made since such
7 operations are common. This restricts the domain of possible implementations. The
8 alternative would have been to allow handles to have been an arbitrary, opaque type.
9 This would force the introduction of routines to do assignment and comparison, adding
10 complexity, and was therefore ruled out. (*End of rationale.*)
11

12 *Advice to users.* A user may accidentally create a dangling reference by assigning to a
13 handle the value of another handle, and then deallocating the object associated with
14 these handles. Conversely, if a handle variable is deallocated before the associated
15 object is freed, then the object becomes inaccessible (this may occur, for example, if
16 the handle is a local variable within a subroutine, and the subroutine is exited before
17 the associated object is deallocated). It is the user's responsibility to avoid adding or
18 deleting references to opaque objects, except as a result of MPI calls that allocate or
19 deallocate such objects. (*End of advice to users.*)
20

21 *Advice to implementors.* The intended semantics of opaque objects is that opaque
22 objects are separate from one another; each call to allocate such an object copies
23 all the information required for the object. Implementations may avoid excessive
24 copying by substituting referencing for copying. For example, a derived datatype
25 may contain references to its components, rather than copies of its components; a
26 call to `MPI_COMM_GROUP` may return a reference to the group associated with the
27 communicator, rather than a copy of this group. In such cases, the implementation
28 must maintain reference counts, and allocate and deallocate objects in such a way that
29 the visible effect is as if the objects were copied. (*End of advice to implementors.*)
30

31 2.5.2 Array Arguments

32 An MPI call may need an argument that is an array of opaque objects, or an array of
33 handles. The array-of-handles is a regular array with entries that are handles to objects
34 of the same type in consecutive locations in the array. Whenever such an array is used,
35 an additional `len` argument is required to indicate the number of valid entries (unless this
36 number can be derived otherwise). The valid entries are at the beginning of the array;
37 `len` indicates how many of them there are, and need not be the size of the entire array.
38 The same approach is followed for other array arguments. In some cases `NULL` handles are
39 considered valid entries. When a `NULL` argument is desired for an array of statuses, one
40 uses `MPI_STATUSES_IGNORE`.
41

42 2.5.3 State

43 MPI procedures use at various places arguments with *state* types. The values of such a data
44 type are all identified by names, and no operation is defined on them. For example, the
45 `MPI_TYPE_CREATE_SUBARRAY` routine has a state argument `order` with values
46 `MPI_ORDER_C` and `MPI_ORDER_FORTRAN`.
47
48

2.5.4 Named Constants

MPI procedures sometimes assign a special meaning to a special value of a basic type argument; e.g., `tag` is an integer-valued argument of point-to-point communication operations, with a special wild-card value, `MPI_ANY_TAG`. Such arguments will have a range of regular values, which is a proper subrange of the range of values of the corresponding basic type; special values (such as `MPI_ANY_TAG`) will be outside the regular range. The range of regular values, such as `tag`, can be queried using environmental inquiry functions (Chapter 7 of the MPI-1 document). The range of other values, such as `source`, depends on values given by other MPI routines (in the case of `source` it is the communicator size).

MPI also provides predefined named constant handles, such as `MPI_COMM_WORLD`.

All named constants, with the exceptions noted below for Fortran, can be used in initialization expressions or assignments, but not necessarily in array declarations or as labels in C `switch` or Fortran `select/case` statements. This implies named constants to be link-time but not necessarily compile-time constants. The named constants listed below are required to be compile-time constants in both C and Fortran. These constants do not change values during execution. Opaque objects accessed by constant handles are defined and do not change value between MPI initialization (`MPI_INIT`) and MPI completion (`MPI_FINALIZE`). The handles themselves are constants and can be also used in initialization expressions or assignments.

The constants that are required to be compile-time constants (and can thus be used for array length declarations and labels in C `switch` and Fortran `case/select` statements) are:

`MPI_MAX_PROCESSOR_NAME`
`MPI_MAX_LIBRARY_VERSION_STRING`
`MPI_MAX_ERROR_STRING`
`MPI_MAX_DATAREP_STRING`
`MPI_MAX_INFO_KEY`
`MPI_MAX_INFO_VAL`
`MPI_MAX_OBJECT_NAME`
`MPI_MAX_PORT_NAME`
`MPI_VERSION`
`MPI_SUBVERSION`
`MPI_STATUS_SIZE` (Fortran only)
`MPI_ADDRESS_KIND` (Fortran only)
`MPI_COUNT_KIND` (Fortran only)
`MPI_INTEGER_KIND` (Fortran only)
`MPI_OFFSET_KIND` (Fortran only)
`MPI_SUBARRAYS_SUPPORTED` (Fortran only)
`MPI_ASYNC_PROTECTS_NONBLOCKING` (Fortran only)

The constants that cannot be used in initialization expressions or assignments in Fortran are: `MPI_BOTTOM`

`MPI_STATUS_IGNORE`
`MPI_STATUSES_IGNORE`
`MPI_ERRCODES_IGNORE`
`MPI_IN_PLACE`
`MPI_ARGV_NULL`
`MPI_ARGVS_NULL`

1 MPI_UNWEIGHTED
 2 MPI_WEIGHTS_EMPTY

3
 4 *Advice to implementors.* In Fortran the implementation of these special constants
 5 may require the use of language constructs that are outside the Fortran standard.
 6 Using special values for the constants (e.g., by defining them through `PARAMETER`
 7 statements) is not possible because an implementation cannot distinguish these val-
 8 ues from valid data. Typically, these constants are implemented as predefined static
 9 variables (e.g., a variable in an MPI-declared `COMMON` block), relying on the fact that
 10 the target compiler passes data by address. Inside the subroutine, this address can
 11 be extracted by some mechanism outside the Fortran standard (e.g., by Fortran ex-
 12 tensions or by implementing the function in C). (*End of advice to implementors.*)

13 14 2.5.5 Choice

15 MPI functions sometimes use arguments with a *choice* (or union) data type. Distinct calls to
 16 the same routine may pass by reference actual arguments of different types. The mechanism
 17 for providing such arguments will differ from language to language. For Fortran with the
 18 include file `mpif.h` or the `mpi` module, the document uses `<type>` to represent a choice
 19 variable; with the Fortran `mpi_f08` module, such arguments are declared with the Fortran
 20 2008 + TR 29113 syntax `TYPE(*), DIMENSION(..)`; for C, we use `void *`.

21
 22 *Advice to implementors.* Implementors can freely choose how to implement choice
 23 arguments in the `mpi` module, e.g., with a non-standard compiler-dependent method
 24 that has the quality of the call mechanism in the implicit Fortran interfaces, or with
 25 the method defined for the `mpi_f08` module. See details in Section 17.1.1 on page 599.
 26 (*End of advice to implementors.*)

27 28 2.5.6 Addresses

29 Some MPI procedures use *address* arguments that represent an absolute address in the
 30 calling program. The datatype of such an argument is `MPI_Aint` in C and
 31 `INTEGER (KIND=MPI_ADDRESS_KIND)` in Fortran. These types must have the same width
 32 and encode address values in the same manner such that address values in one language
 33 may be passed directly to another language without conversion. There is the MPI constant
 34 `MPI_BOTTOM` to indicate the start of the address range.
 35

36 37 2.5.7 File Offsets

38 For I/O there is a need to give the size, displacement, and offset into a file. These quantities
 39 can easily be larger than 32 bits which can be the default size of a Fortran integer. To
 40 overcome this, these quantities are declared to be `INTEGER (KIND=MPI_OFFSET_KIND)` in
 41 Fortran. In C one uses `MPI_Offset`. These types must have the same width and encode
 42 address values in the same manner such that offset values in one language may be passed
 43 directly to another language without conversion.
 44

45 46 2.5.8 Counts

47 As described above, MPI defines types (e.g., `MPI_Aint`) to address locations within memory
 48 and other types (e.g., `MPI_Offset`) to address locations within files. In addition, some MPI

procedures use *count* arguments that represent a number of MPI datatypes on which to operate. At times, one needs a single type that can be used to address locations within either memory or files as well as express *count* values, and that type is `MPI_Count` in C and `INTEGER (KIND=MPI_COUNT_KIND)` in Fortran. These types must have the same width and encode values in the same manner such that count values in one language may be passed directly to another language without conversion. The size of the `MPI_Count` type is determined by the MPI implementation with the restriction that it must be minimally capable of encoding any value that may be stored in a variable of type `int`, `MPI_Aint`, or `MPI_Offset` in C and of type `INTEGER`, `INTEGER (KIND=MPI_ADDRESS_KIND)`, or `INTEGER (KIND=MPI_OFFSET_KIND)` in Fortran.

Rationale. Count values logically need to be large enough to encode any value used for expressing element counts, type maps in memory, type maps in file views, etc. For backward compatibility reasons, many MPI routines still use `int` in C and `INTEGER` in Fortran as the type of count arguments. (*End of rationale.*)

2.6 Language Binding

This section defines the rules for MPI language binding in general and for Fortran, and ISO C, in particular. (Note that ANSI C has been replaced by ISO C.) Defined here are various object representations, as well as the naming conventions used for expressing this standard. The actual calling sequences are defined elsewhere.

MPI bindings are for Fortran 90 or later, though they were originally designed to be usable in Fortran 77 environments. With the `mpi_f08` module, two new Fortran features, *assumed type* and *assumed rank*, are also required, see Section 2.5.5 on page 16.

Since the word `PARAMETER` is a keyword in the Fortran language, we use the word “argument” to denote the arguments to a subroutine. These are normally referred to as parameters in C, however, we expect that C programmers will understand the word “argument” (which has no specific meaning in C), thus allowing us to avoid unnecessary confusion for Fortran programmers.

Since Fortran is case insensitive, linkers may use either lower case or upper case when resolving Fortran names. Users of case sensitive languages should avoid the “`mpi_`” and “`pmpi_`” prefixes.

2.6.1 Deprecated and Removed Names and Functions

A number of chapters refer to deprecated or replaced MPI constructs. These are constructs that continue to be part of the MPI standard, as documented in Chapter 15 on page 593, but that users are recommended not to continue using, since better solutions were provided with newer versions of MPI. For example, the Fortran binding for MPI-1 functions that have address arguments uses `INTEGER`. This is not consistent with the C binding, and causes problems on machines with 32 bit `INTEGER`s and 64 bit addresses. In MPI-2, these functions were given new names with new bindings for the address arguments. The use of the old functions is deprecated. For consistency, here and in a few other cases, new C functions are also provided, even though the new functions are equivalent to the old functions. The old names are deprecated.

Some of the deprecated constructs are now removed, as documented in Chapter 16 on page 597. They may still be provided by an implementation for backwards compatibility,

but are not required.

Table 2.1 shows a list of all of the deprecated and removed constructs. Note that some C typedefs and Fortran subroutine names are included in this list; they are the types of callback functions.

Deprecated or removed construct	deprecated since	removed since	Replacement
MPI_ADDRESS	MPI-2.0	MPI-3.0	MPI_GET_ADDRESS
MPI_TYPE_HINDEXED	MPI-2.0	MPI-3.0	MPI_TYPE_CREATE_HINDEXED
MPI_TYPE_HVECTOR	MPI-2.0	MPI-3.0	MPI_TYPE_CREATE_HVECTOR
MPI_TYPE_STRUCT	MPI-2.0	MPI-3.0	MPI_TYPE_CREATE_STRUCT
MPI_TYPE_EXTENT	MPI-2.0	MPI-3.0	MPI_TYPE_GET_EXTENT
MPI_TYPE_UB	MPI-2.0	MPI-3.0	MPI_TYPE_GET_EXTENT
MPI_TYPE_LB	MPI-2.0	MPI-3.0	MPI_TYPE_GET_EXTENT
MPI_LB ¹	MPI-2.0	MPI-3.0	MPI_TYPE_CREATE_RESIZED
MPI_UB ¹	MPI-2.0	MPI-3.0	MPI_TYPE_CREATE_RESIZED
MPI_ERRHANDLER_CREATE	MPI-2.0	MPI-3.0	MPI_COMM_CREATE_ERRHANDLER
MPI_ERRHANDLER_GET	MPI-2.0	MPI-3.0	MPI_COMM_GET_ERRHANDLER
MPI_ERRHANDLER_SET	MPI-2.0	MPI-3.0	MPI_COMM_SET_ERRHANDLER
MPI_Handler_function ²	MPI-2.0	MPI-3.0	MPI_Comm_errhandler_function ²
MPI_KEYVAL_CREATE	MPI-2.0		MPI_COMM_CREATE_KEYVAL
MPI_KEYVAL_FREE	MPI-2.0		MPI_COMM_FREE_KEYVAL
MPI_DUP_FN ³	MPI-2.0		MPI_COMM_DUP_FN ³
MPI_NULL_COPY_FN ³	MPI-2.0		MPI_COMM_NULL_COPY_FN ³
MPI_NULL_DELETE_FN ³	MPI-2.0		MPI_COMM_NULL_DELETE_FN ³
MPI_Copy_function ²	MPI-2.0		MPI_Comm_copy_attr_function ²
COPY_FUNCTION ³	MPI-2.0		COMM_COPY_ATTR_FUNCTION ³
MPI_Delete_function ²	MPI-2.0		MPI_Comm_delete_attr_function ²
DELETE_FUNCTION ³	MPI-2.0		COMM_DELETE_ATTR_FUNCTION ³
MPI_ATTR_DELETE	MPI-2.0		MPI_COMM_DELETE_ATTR
MPI_ATTR_GET	MPI-2.0		MPI_COMM_GET_ATTR
MPI_ATTR_PUT	MPI-2.0		MPI_COMM_SET_ATTR
MPI_COMBINER_HVECTOR_INTEGER ⁴	-	MPI-3.0	MPI_COMBINER_HVECTOR ⁴
MPI_COMBINER_HINDEXED_INTEGER ⁴	-	MPI-3.0	MPI_COMBINER_HINDEXED ⁴
MPI_COMBINER_STRUCT_INTEGER ⁴	-	MPI-3.0	MPI_COMBINER_STRUCT ⁴
MPI::...	MPI-2.2	MPI-3.0	C language binding

¹ Predefined datatype.
² Callback prototype definition.
³ Predefined callback routine.
⁴ Constant.
Other entries are regular MPI routines.

Table 2.1: Deprecated and Removed constructs

2.6.2 Fortran Binding Issues

Originally, MPI-1.1 provided bindings for Fortran 77. These bindings are retained, but they are now interpreted in the context of the Fortran 90 standard. MPI can still be used with most Fortran 77 compilers, as noted below. When the term “Fortran” is used it means Fortran 90 or later; it means Fortran 2008 + TR 29113 and later if the `mpi_f08` module is used.

All MPI names have an `MPI_` prefix, and all characters are capitals. Programs must not declare names, e.g., for variables, subroutines, functions, parameters, derived types,

abstract interfaces, or modules, beginning with the prefix `MPI_`. To avoid conflicting with the profiling interface, programs must also avoid subroutines and functions with the prefix `PMPI_`. This is mandated to avoid possible name collisions.

All MPI Fortran subroutines have a return code in the last argument. With `USE mpi_f08`, this last argument is declared as `OPTIONAL`, except for user-defined callback functions (e.g., `COMM_COPY_ATTR_FUNCTION`) and their predefined callbacks (e.g., `MPI_NULL_COPY_FN`). A few MPI operations which are functions do not have the return code argument. The return code value for successful completion is `MPI_SUCCESS`. Other error codes are implementation dependent; see the error codes in Chapter 8 and Annex A.

Constants representing the maximum length of a string are one smaller in Fortran than in C as discussed in Section 17.2.9.

Handles are represented in Fortran as `INTEGERS`, or as a `BIND(C)` derived type with the `mpi_f08` module; see Section 2.5.1 on page 12. Binary-valued variables are of type `LOGICAL`.

Array arguments are indexed from one.

The older MPI Fortran bindings (`mpif.h` and `use mpi`) are inconsistent with the Fortran standard in several respects. These inconsistencies, such as register optimization problems, have implications for user codes that are discussed in detail in Section 17.1.16.

2.6.3 C Binding Issues

We use the ISO C declaration format. All MPI names have an `MPI_` prefix, defined constants are in all capital letters, and defined types and functions have one capital letter after the prefix. Programs must not declare names (identifiers), e.g., for variables, functions, constants, types, or macros, beginning with the prefix `MPI_`. To support the profiling interface, programs must not declare functions with names beginning with the prefix `PMPI_`.

The definition of named constants, function prototypes, and type definitions must be supplied in an include file `mpi.h`.

Almost all C functions return an error code. The successful return code will be `MPI_SUCCESS`, but failure return codes are implementation dependent.

Type declarations are provided for handles to each category of opaque objects.

Array arguments are indexed from zero.

Logical flags are integers with value 0 meaning “false” and a non-zero value meaning “true.”

Choice arguments are pointers of type `void *`.

Address arguments are of MPI defined type `MPI_Aint`. File displacements are of type `MPI_Offset`. `MPI_Aint` is defined to be an integer of the size needed to hold any valid address on the target architecture. `MPI_Offset` is defined to be an integer of the size needed to hold any valid file size on the target architecture.

2.6.4 Functions and Macros

An implementation is allowed to implement `MPI_WTIME`, `MPI_WTICK`, `PMPI_WTIME`, `PMPI_WTICK`, and the handle-conversion functions (`MPI_Group_f2c`, etc.) in Section 17.2.4, and no others, as macros in C.

Advice to implementors. Implementors should document which routines are implemented as macros. (*End of advice to implementors.*)

1 *Advice to users.* If these routines are implemented as macros, they will not work
2 with the MPI profiling interface. (*End of advice to users.*)
3

4 2.7 Processes 5

6 An MPI program consists of autonomous processes, executing their own code, in an MIMD
7 style. The codes executed by each process need not be identical. The processes communicate
8 via calls to MPI communication primitives. Typically, each process executes in its own
9 address space, although shared-memory implementations of MPI are possible.

10 This document specifies the behavior of a parallel program assuming that only MPI
11 calls are used. The interaction of an MPI program with other possible means of commu-
12 nication, I/O, and process management is not specified. Unless otherwise stated in the
13 specification of the standard, MPI places no requirements on the result of its interaction
14 with external mechanisms that provide similar or equivalent functionality. This includes,
15 but is not limited to, interactions with external mechanisms for process control, shared and
16 remote memory access, file system access and control, interprocess communication, process
17 signaling, and terminal I/O. High quality implementations should strive to make the results
18 of such interactions intuitive to users, and attempt to document restrictions where deemed
19 necessary.
20

21 *Advice to implementors.* Implementations that support such additional mechanisms
22 for functionality supported within MPI are expected to document how these interact
23 with MPI. (*End of advice to implementors.*)
24

25 The interaction of MPI and threads is defined in Section [12.4](#).
26

27 2.8 Error Handling 28

29 MPI provides the user with reliable message transmission. A message sent is always received
30 correctly, and the user does not need to check for transmission errors, time-outs, or other
31 error conditions. In other words, MPI does not provide mechanisms for dealing with failures
32 in the communication system. If the MPI implementation is built on an unreliable underly-
33 ing mechanism, then it is the job of the implementor of the MPI subsystem to insulate the
34 user from this unreliability, or to reflect unrecoverable errors as failures. Whenever possible,
35 such failures will be reflected as errors in the relevant communication call. Similarly, MPI
36 itself provides no mechanisms for handling processor failures.
37

38 Of course, MPI programs may still be erroneous. A *program error* can occur when
39 an MPI call is made with an incorrect argument (non-existing destination in a send op-
40 eration, buffer too small in a receive operation, etc.). This type of error would occur in
41 any implementation. In addition, a *resource error* may occur when a program exceeds the
42 amount of available system resources (number of pending messages, system buffers, etc.).
43 The occurrence of this type of error depends on the amount of available resources in the
44 system and the resource allocation mechanism used; this may differ from system to system.
45 A high-quality implementation will provide generous limits on the important resources so
46 as to alleviate the portability problem this represents.

47 In C and Fortran, almost all MPI calls return a code that indicates successful completion
48 of the operation. Whenever possible, MPI calls return an error code if an error occurred

during the call. By default, an error detected during the execution of the MPI library causes the parallel computation to abort, except for file operations. However, MPI provides mechanisms for users to change this default and to handle recoverable errors. The user may specify that no error is fatal, and handle error codes returned by MPI calls by himself or herself. Also, the user may provide his or her own error-handling routines, which will be invoked whenever an MPI call returns abnormally. The MPI error handling facilities are described in Section 8.3.

Several factors limit the ability of MPI calls to return with meaningful error codes when an error occurs. MPI may not be able to detect some errors; other errors may be too expensive to detect in normal execution mode; finally some errors may be “catastrophic” and may prevent MPI from returning control to the caller in a consistent state.

Another subtle issue arises because of the nature of asynchronous communications: MPI calls may initiate operations that continue asynchronously after the call returned. Thus, the operation may return with a code indicating successful completion, yet later cause an error exception to be raised. If there is a subsequent call that relates to the same operation (e.g., a call that verifies that an asynchronous operation has completed) then the error argument associated with this call will be used to indicate the nature of the error. In a few cases, the error may occur after all calls that relate to the operation have completed, so that no error value can be used to indicate the nature of the error (e.g., an error on the receiver in a send with the ready mode). Such an error must be treated as fatal, since information cannot be returned for the user to recover from it.

This document does not specify the state of a computation after an erroneous MPI call has occurred. The desired behavior is that a relevant error code be returned, and the effect of the error be localized to the greatest possible extent. E.g., it is highly desirable that an erroneous receive call will not cause any part of the receiver’s memory to be overwritten, beyond the area specified for receiving the message.

Implementations may go beyond this document in supporting in a meaningful manner MPI calls that are defined here to be erroneous. For example, MPI specifies strict type matching rules between matching send and receive operations: it is erroneous to send a floating point variable and receive an integer. Implementations may go beyond these type matching rules, and provide automatic type conversion in such situations. It will be helpful to generate warnings for such non-conforming behavior.

MPI defines a way for users to create new error codes as defined in Section 8.5.

2.9 Implementation Issues

There are a number of areas where an MPI implementation may interact with the operating environment and system. While MPI does not mandate that any services (such as signal handling) be provided, it does strongly suggest the behavior to be provided if those services are available. This is an important point in achieving portability across platforms that provide the same set of services.

2.9.1 Independence of Basic Runtime Routines

MPI programs require that library routines that are part of the basic language environment (such as `write` in Fortran and `printf` and `malloc` in ISO C) and are executed after `MPI_INIT` and before `MPI_FINALIZE` operate independently and that their *completion* is independent of the action of other processes in an MPI program.

1 Note that this in no way prevents the creation of library routines that provide parallel
2 services whose operation is collective. However, the following program is expected to com-
3 plete in an ISO C environment regardless of the size of MPI_COMM_WORLD (assuming that
4 `printf` is available at the executing nodes).

```
5 int rank;  
6 MPI_Init((void *)0, (void *)0);  
7 MPI_Comm_rank(MPI_COMM_WORLD, &rank);  
8 if (rank == 0) printf("Starting program\n");  
9 MPI_Finalize();
```

11 The corresponding Fortran programs are also expected to complete.

12 An example of what is *not* required is any particular ordering of the action of these
13 routines when called by several tasks. For example, MPI makes neither requirements nor
14 recommendations for the output from the following program (again assuming that I/O is
15 available at the executing nodes).

```
16 MPI_Comm_rank(MPI_COMM_WORLD, &rank);  
17 printf("Output from task rank %d\n", rank);
```

19 In addition, calls that fail because of resource exhaustion or other error are not con-
20 sidered a violation of the requirements here (however, they are required to complete, just
21 not to complete successfully).

23 2.9.2 Interaction with Signals

24 MPI does not specify the interaction of processes with signals and does not require that MPI
25 be signal safe. The implementation may reserve some signals for its own use. It is required
26 that the implementation document which signals it uses, and it is strongly recommended
27 that it not use `SIGALRM`, `SIGFPE`, or `SIGIO`. Implementations may also prohibit the use of
28 MPI calls from within signal handlers.

29 In multithreaded environments, users can avoid conflicts between signals and the MPI
30 library by catching signals only on threads that do not execute MPI calls. High quality
31 single-threaded implementations will be signal safe: an MPI call suspended by a signal will
32 resume and complete normally after the signal is handled.

35 2.10 Examples

36 The examples in this document are for illustration purposes only. They are not intended
37 to specify the standard. Furthermore, the examples have not been carefully checked or
38 verified.

Chapter 3

Point-to-Point Communication

3.1 Introduction

Sending and receiving of messages by processes is the basic MPI communication mechanism. The basic point-to-point communication operations are *send* and *receive*. Their use is illustrated in the example below.

```
#include "mpi.h"
int main( int argc, char *argv[])
{
    char message[20];
    int myrank;
    MPI_Status status;
    MPI_Init( &argc, &argv );
    MPI_Comm_rank( MPI_COMM_WORLD, &myrank );
    if (myrank == 0) /* code for process zero */
    {
        strcpy(message,"Hello, there");
        MPI_Send(message, strlen(message)+1, MPI_CHAR, 1, 99, MPI_COMM_WORLD);
    }
    else if (myrank == 1) /* code for process one */
    {
        MPI_Recv(message, 20, MPI_CHAR, 0, 99, MPI_COMM_WORLD, &status);
        printf("received :%s:\n", message);
    }
    MPI_Finalize();
    return 0;
}
```

In this example, process zero (`myrank = 0`) sends a message to process one using the *send* operation `MPI_SEND`. The operation specifies a *send buffer* in the sender memory from which the message data is taken. In the example above, the send buffer consists of the storage containing the variable *message* in the memory of process zero. The location, size and type of the send buffer are specified by the first three parameters of the send operation. The message sent will contain the 13 characters of this variable. In addition, the send operation associates an *envelope* with the message. This envelope specifies the

1 message destination and contains distinguishing information that can be used by the *receive*
 2 operation to select a particular message. The last three parameters of the send operation,
 3 along with the rank of the sender, specify the envelope for the message sent. Process one
 4 (`myrank = 1`) receives this message with the *receive* operation `MPI_RECV`. The message to
 5 be received is selected according to the value of its envelope, and the message data is stored
 6 into the *receive buffer*. In the example above, the receive buffer consists of the storage
 7 containing the string `message` in the memory of process one. The first three parameters
 8 of the receive operation specify the location, size and type of the receive buffer. The next
 9 three parameters are used for selecting the incoming message. The last parameter is used
 10 to return information on the message just received.

11 The next sections describe the blocking send and receive operations. We discuss send,
 12 receive, blocking communication semantics, type matching requirements, type conversion in
 13 heterogeneous environments, and more general communication modes. Nonblocking com-
 14 munication is addressed next, followed by probing and canceling a message, channel-like
 15 constructs and send-receive operations, ending with a description of the “dummy” process,
 16 `MPI_PROC_NULL`.

18 3.2 Blocking Send and Receive Operations

20 3.2.1 Blocking Send

22 The syntax of the blocking send operation is given below.

24 `MPI_SEND(buf, count, datatype, dest, tag, comm)`

26	IN	<code>buf</code>	initial address of send buffer (choice)
27	IN	<code>count</code>	number of elements in send buffer (non-negative integer)
28			
29	IN	<code>datatype</code>	datatype of each send buffer element (handle)
30			
31	IN	<code>dest</code>	rank of destination (integer)
32	IN	<code>tag</code>	message tag (integer)
33	IN	<code>comm</code>	communicator (handle)
34			

35
 36 `int MPI_Send(const void* buf, int count, MPI_Datatype datatype, int dest,`
 37 `int tag, MPI_Comm comm)`

38 `MPI_Send(buf, count, datatype, dest, tag, comm, ierror) BIND(C)`
 39 `TYPE(*), DIMENSION(..), INTENT(IN) :: buf`
 40 `INTEGER, INTENT(IN) :: count, dest, tag`
 41 `TYPE(MPI_Datatype), INTENT(IN) :: datatype`
 42 `TYPE(MPI_Comm), INTENT(IN) :: comm`
 43 `INTEGER, OPTIONAL, INTENT(OUT) :: ierror`

44 `MPI_SEND(BUF, COUNT, DATATYPE, DEST, TAG, COMM, IERROR)`
 45 `<type> BUF(*)`
 46 `INTEGER COUNT, DATATYPE, DEST, TAG, COMM, IERROR`

48 The blocking semantics of this call are described in Section 3.4.

3.2.2 Message Data

The send buffer specified by the MPI_SEND operation consists of `count` successive entries of the type indicated by `datatype`, starting with the entry at address `buf`. Note that we specify the message length in terms of number of *elements*, not number of *bytes*. The former is machine independent and closer to the application level.

The data part of the message consists of a sequence of `count` values, each of the type indicated by `datatype`. `count` may be zero, in which case the data part of the message is empty. The basic datatypes that can be specified for message data values correspond to the basic datatypes of the host language. Possible values of this argument for Fortran and the corresponding Fortran types are listed in Table 3.1.

MPI datatype	Fortran datatype
MPI_INTEGER	INTEGER
MPI_REAL	REAL
MPI_DOUBLE_PRECISION	DOUBLE PRECISION
MPI_COMPLEX	COMPLEX
MPI_LOGICAL	LOGICAL
MPI_CHARACTER	CHARACTER(1)
MPI_BYTE	
MPI_PACKED	

Table 3.1: Predefined MPI datatypes corresponding to Fortran datatypes

Possible values for this argument for C and the corresponding C types are listed in Table 3.2.

The datatypes MPI_BYTE and MPI_PACKED do not correspond to a Fortran or C datatype. A value of type MPI_BYTE consists of a byte (8 binary digits). A byte is uninterpreted and is different from a character. Different machines may have different representations for characters, or may use more than one byte to represent characters. On the other hand, a byte has the same binary value on all machines. The use of the type MPI_PACKED is explained in Section 4.2.

MPI requires support of these datatypes, which match the basic datatypes of Fortran and ISO C. Additional MPI datatypes should be provided if the host language has additional data types: MPI_DOUBLE_COMPLEX for double precision complex in Fortran declared to be of type DOUBLE COMPLEX; MPI_REAL2, MPI_REAL4, and MPI_REAL8 for Fortran reals, declared to be of type REAL*2, REAL*4 and REAL*8, respectively; MPI_INTEGER1, MPI_INTEGER2, and MPI_INTEGER4 for Fortran integers, declared to be of type INTEGER*1, INTEGER*2, and INTEGER*4, respectively; etc.

Rationale. One goal of the design is to allow for MPI to be implemented as a library, with no need for additional preprocessing or compilation. Thus, one cannot assume that a communication call has information on the datatype of variables in the communication buffer; this information must be supplied by an explicit argument. The need for such datatype information will become clear in Section 3.3.2. (*End of rationale.*)

The datatypes MPI_AINT, MPI_OFFSET, and MPI_COUNT correspond to the MPI-defined C types MPI_Aint, MPI_Offset, and MPI_Count and their Fortran equivalents

MPI datatype	C datatype
MPI_CHAR	char (treated as printable character)
MPI_SHORT	signed short int
MPI_INT	signed int
MPI_LONG	signed long int
MPI_LONG_LONG_INT	signed long long int
MPI_LONG_LONG (as a synonym)	signed long long int
MPI_SIGNED_CHAR	signed char (treated as integral value)
MPI_UNSIGNED_CHAR	unsigned char (treated as integral value)
MPI_UNSIGNED_SHORT	unsigned short int
MPI_UNSIGNED	unsigned int
MPI_UNSIGNED_LONG	unsigned long int
MPI_UNSIGNED_LONG_LONG	unsigned long long int
MPI_FLOAT	float
MPI_DOUBLE	double
MPI_LONG_DOUBLE	long double
MPI_WCHAR	wchar_t (defined in <stddef.h> (treated as printable character)
MPI_C_BOOL	_Bool
MPI_INT8_T	int8_t
MPI_INT16_T	int16_t
MPI_INT32_T	int32_t
MPI_INT64_T	int64_t
MPI_UINT8_T	uint8_t
MPI_UINT16_T	uint16_t
MPI_UINT32_T	uint32_t
MPI_UINT64_T	uint64_t
MPI_C_COMPLEX	float _Complex
MPI_C_FLOAT_COMPLEX (as a synonym)	float _Complex
MPI_C_DOUBLE_COMPLEX	double _Complex
MPI_C_LONG_DOUBLE_COMPLEX	long double _Complex
MPI_BYTE	
MPI_PACKED	

Table 3.2: Predefined MPI datatypes corresponding to C datatypes

INTEGER (KIND=MPI_ADDRESS_KIND), INTEGER (KIND=MPI_OFFSET_KIND), and INTEGER (KIND=MPI_COUNT_KIND). This is described in Table 3.3. All predefined datatype handles are available in all language bindings. See Sections 17.2.6 and 17.2.10 on page 652 and 660 for information on interlanguage communication with these types.

If there is an accompanying C++ compiler then the datatypes in Table 3.4 are also supported in C and Fortran.

MPI datatype	C datatype	Fortran datatype
MPI_AINT	MPI_Aint	INTEGER (KIND=MPI_ADDRESS_KIND)
MPI_OFFSET	MPI_Offset	INTEGER (KIND=MPI_OFFSET_KIND)
MPI_COUNT	MPI_Count	INTEGER (KIND=MPI_COUNT_KIND)

Table 3.3: Predefined MPI datatypes corresponding to both C and Fortran datatypes

MPI datatype	C++ datatype
MPI_CXX_BOOL	bool
MPI_CXX_FLOAT_COMPLEX	std::complex<float>
MPI_CXX_DOUBLE_COMPLEX	std::complex<double>
MPI_CXX_LONG_DOUBLE_COMPLEX	std::complex<long double>

Table 3.4: Predefined MPI datatypes corresponding to C++ datatypes

3.2.3 Message Envelope

In addition to the data part, messages carry information that can be used to distinguish messages and selectively receive them. This information consists of a fixed number of fields, which we collectively call the *message envelope*. These fields are

source
destination
tag
communicator

The message source is implicitly determined by the identity of the message sender. The other fields are specified by arguments in the send operation.

The message destination is specified by the `dest` argument.

The integer-valued message tag is specified by the `tag` argument. This integer can be used by the program to distinguish different types of messages. The range of valid tag values is $0, \dots, \text{UB}$, where the value of `UB` is implementation dependent. It can be found by querying the value of the attribute `MPI_TAG_UB`, as described in Chapter 8. MPI requires that `UB` be no less than 32767.

The `comm` argument specifies the *communicator* that is used for the send operation. Communicators are explained in Chapter 6; below is a brief summary of their usage.

A communicator specifies the communication context for a communication operation. Each communication context provides a separate “communication universe”: messages are always received within the context they were sent, and messages sent in different contexts do not interfere.

The communicator also specifies the set of processes that share this communication context. This *process group* is ordered and processes are identified by their rank within this group. Thus, the range of valid values for `dest` is $0, \dots, n - 1 \cup \{\text{MPI_PROC_NULL}\}$, where n is the number of processes in the group. (If the communicator is an inter-communicator, then destinations are identified by their rank in the remote group. See Chapter 6.)

A predefined communicator `MPI_COMM_WORLD` is provided by MPI. It allows communication with all processes that are accessible after MPI initialization and processes are identified by their rank in the group of `MPI_COMM_WORLD`.

Advice to users. Users that are comfortable with the notion of a flat name space for processes, and a single communication context, as offered by most existing communication libraries, need only use the predefined variable `MPI_COMM_WORLD` as the `comm` argument. This will allow communication with all the processes available at initialization time.

Users may define new communicators, as explained in Chapter 6. Communicators provide an important encapsulation mechanism for libraries and modules. They allow modules to have their own disjoint communication universe and their own process numbering scheme. (*End of advice to users.*)

Advice to implementors. The message envelope would normally be encoded by a fixed-length message header. However, the actual encoding is implementation dependent. Some of the information (e.g., source or destination) may be implicit, and need not be explicitly carried by messages. Also, processes may be identified by relative ranks, or absolute ids, etc. (*End of advice to implementors.*)

3.2.4 Blocking Receive

The syntax of the blocking receive operation is given below.

`MPI_RECV (buf, count, datatype, source, tag, comm, status)`

OUT	buf	initial address of receive buffer (choice)
IN	count	number of elements in receive buffer (non-negative integer)
IN	datatype	datatype of each receive buffer element (handle)
IN	source	rank of source or <code>MPI_ANY_SOURCE</code> (integer)
IN	tag	message tag or <code>MPI_ANY_TAG</code> (integer)
IN	comm	communicator (handle)
OUT	status	status object (Status)

```
int MPI_Recv(void* buf, int count, MPI_Datatype datatype, int source,
            int tag, MPI_Comm comm, MPI_Status *status)
```

```
MPI_Recv(buf, count, datatype, source, tag, comm, status, ierror) BIND(C)
    TYPE(*), DIMENSION(..) :: buf
    INTEGER, INTENT(IN) :: count, source, tag
    TYPE(MPI_Datatype), INTENT(IN) :: datatype
    TYPE(MPI_Comm), INTENT(IN) :: comm
    TYPE(MPI_Status) :: status
    INTEGER, OPTIONAL, INTENT(OUT) :: ierror
```

```
MPI_RECV(BUF, COUNT, DATATYPE, SOURCE, TAG, COMM, STATUS, IERROR)
    <type> BUF(*)
    INTEGER COUNT, DATATYPE, SOURCE, TAG, COMM, STATUS(MPI_STATUS_SIZE),
    IERROR
```

The blocking semantics of this call are described in Section 3.4.

The receive buffer consists of the storage containing `count` consecutive elements of the type specified by `datatype`, starting at address `buf`. The length of the received message must be less than or equal to the length of the receive buffer. An overflow error occurs if all incoming data does not fit, without truncation, into the receive buffer.

If a message that is shorter than the receive buffer arrives, then only those locations corresponding to the (shorter) message are modified.

Advice to users. The `MPI_PROBE` function described in Section 3.8 can be used to receive messages of unknown length. (*End of advice to users.*)

Advice to implementors. Even though no specific behavior is mandated by MPI for erroneous programs, the recommended handling of overflow situations is to return in `status` information about the source and tag of the incoming message. The receive operation will return an error code. A quality implementation will also ensure that no memory that is outside the receive buffer will ever be overwritten.

In the case of a message shorter than the receive buffer, MPI is quite strict in that it allows no modification of the other locations. A more lenient statement would allow for some optimizations but this is not allowed. The implementation must be ready to end a copy into the receiver memory exactly at the end of the receive buffer, even if it is an odd address. (*End of advice to implementors.*)

The selection of a message by a receive operation is governed by the value of the message envelope. A message can be received by a receive operation if its envelope matches the `source`, `tag` and `comm` values specified by the receive operation. The receiver may specify a wildcard `MPI_ANY_SOURCE` value for `source`, and/or a wildcard `MPI_ANY_TAG` value for `tag`, indicating that any source and/or tag are acceptable. It cannot specify a wildcard value for `comm`. Thus, a message can be received by a receive operation only if it is addressed to the receiving process, has a matching communicator, has matching source unless `source=MPI_ANY_SOURCE` in the pattern, and has a matching tag unless `tag=MPI_ANY_TAG` in the pattern.

The message tag is specified by the `tag` argument of the receive operation. The argument `source`, if different from `MPI_ANY_SOURCE`, is specified as a rank within the process group associated with that same communicator (remote process group, for intercommunicators). Thus, the range of valid values for the `source` argument is $\{0, \dots, n - 1\} \cup \{\text{MPI_ANY_SOURCE}\}, \cup \{\text{MPI_PROC_NULL}\}$, where n is the number of processes in this group.

Note the asymmetry between send and receive operations: A receive operation may accept messages from an arbitrary sender, on the other hand, a send operation must specify a unique receiver. This matches a “push” communication mechanism, where data transfer is effected by the sender (rather than a “pull” mechanism, where data transfer is effected by the receiver).

Source = destination is allowed, that is, a process can send a message to itself. (However, it is unsafe to do so with the blocking send and receive operations described above, since this may lead to deadlock. See Section 3.5.)

Advice to implementors. Message context and other communicator information can be implemented as an additional tag field. It differs from the regular message tag in that wild card matching is not allowed on this field, and that value setting for

1 this field is controlled by communicator manipulation functions. (*End of advice to*
 2 *implementors.*)

3
 4 The use of `dest` or `source=MPI_PROC_NULL` to define a “dummy” destination or source
 5 in any send or receive call is described in Section 3.11 on page 80.

7 3.2.5 Return Status

8 The source or tag of a received message may not be known if wildcard values were used
 9 in the receive operation. Also, if multiple requests are completed by a single MPI function
 10 (see Section 3.7.5), a distinct error code may need to be returned for each request. The
 11 information is returned by the `status` argument of `MPI_RECV`. The type of `status` is MPI-
 12 defined. Status variables need to be explicitly allocated by the user, that is, they are not
 13 system objects.

14
 15 In C, `status` is a structure that contains three fields named `MPI_SOURCE`, `MPI_TAG`,
 16 and `MPI_ERROR`; the structure may contain additional fields. Thus,
 17 `status.MPI_SOURCE`, `status.MPI_TAG` and `status.MPI_ERROR` contain the source, tag, and
 18 error code, respectively, of the received message.

19 In Fortran with `USE mpi` or `INCLUDE 'mpif.h'`, `status` is an array of `INTEGER`s of size
 20 `MPI_STATUS_SIZE`. The constants `MPI_SOURCE`, `MPI_TAG` and `MPI_ERROR` are the indices
 21 of the entries that store the source, tag and error fields. Thus, `status(MPI_SOURCE)`,
 22 `status(MPI_TAG)` and `status(MPI_ERROR)` contain, respectively, the source, tag and error
 23 code of the received message.

24 With Fortran `USE mpi_f08`, `status` is defined as the Fortran `BIND(C)` derived type
 25 `TYPE(MPI_Status)` containing three public fields named `MPI_SOURCE`,
 26 `MPI_TAG`, and `MPI_ERROR`. `TYPE(MPI_Status)` may contain additional, implementation-
 27 specific fields. Thus, `status%MPI_SOURCE`, `status%MPI_TAG` and `status%MPI_ERROR` con-
 28 tain the source, tag, and error code of a received message respectively. Additionally, within
 29 both the `mpi` and the `mpi_f08` modules, the constants `MPI_STATUS_SIZE`, `MPI_SOURCE`,
 30 `MPI_TAG`, `MPI_ERROR`, and `TYPE(MPI_Status)` are defined to allow conversion between both
 31 status representations. Conversion routines are provided in Section 17.2.5 on page 650.

32 *Rationale.* The Fortran `TYPE(MPI_Status)` is defined as a `BIND(C)` derived type so
 33 that it can be used at any location where the status integer array representation can
 34 be used, e.g., in user defined common blocks. (*End of rationale.*)

35
 36 *Rationale.* It is allowed to have the same name (e.g., `MPI_SOURCE`) defined as a
 37 constant (e.g., Fortran parameter) and as a field of a derived type. (*End of rationale.*)

38
 39 In general, message-passing calls do not modify the value of the error code field of
 40 status variables. This field may be updated only by the functions in Section 3.7.5 which
 41 return multiple statuses. The field is updated if and only if such function returns with an
 42 error code of `MPI_ERR_IN_STATUS`.

43
 44 *Rationale.* The error field in status is not needed for calls that return only one status,
 45 such as `MPI_WAIT`, since that would only duplicate the information returned by the
 46 function itself. The current design avoids the additional overhead of setting it, in such
 47 cases. The field is needed for calls that return multiple statuses, since each request
 48 may have had a different failure. (*End of rationale.*)

The status argument also returns information on the length of the message received. However, this information is not directly available as a field of the status variable and a call to MPI_GET_COUNT is required to “decode” this information.

MPI_GET_COUNT(status, datatype, count)

IN	status	return status of receive operation (Status)
IN	datatype	datatype of each receive buffer entry (handle)
OUT	count	number of received entries (integer)

```
int MPI_Get_count(const MPI_Status *status, MPI_Datatype datatype,
                 int *count)
```

```
MPI_Get_count(status, datatype, count, ierror) BIND(C)
```

```
TYPE(MPI_Status), INTENT(IN) :: status
TYPE(MPI_Datatype), INTENT(IN) :: datatype
INTEGER, INTENT(OUT) :: count
INTEGER, OPTIONAL, INTENT(OUT) :: ierror
```

```
MPI_GET_COUNT(STATUS, DATATYPE, COUNT, IERROR)
```

```
INTEGER STATUS(MPI_STATUS_SIZE), DATATYPE, COUNT, IERROR
```

Returns the number of entries received. (Again, we count *entries*, each of type *datatype*, not *bytes*.) The *datatype* argument should match the argument provided by the receive call that set the *status* variable. If the number of entries received exceeds the limits of the *count* parameter, then MPI_GET_COUNT sets the value of *count* to MPI_UNDEFINED. There are other situations where the value of *count* can be set to MPI_UNDEFINED; see Section 4.1.11.

Rationale. Some message-passing libraries use INOUT *count*, *tag* and *source* arguments, thus using them both to specify the selection criteria for incoming messages and return the actual envelope values of the received message. The use of a separate status argument prevents errors that are often attached with INOUT argument (e.g., using the MPI_ANY_TAG constant as the tag in a receive). Some libraries use calls that refer implicitly to the “last message received.” This is not thread safe.

The *datatype* argument is passed to MPI_GET_COUNT so as to improve performance. A message might be received without counting the number of elements it contains, and the *count* value is often not needed. Also, this allows the same function to be used after a call to MPI_PROBE or MPI_IProbe. With a status from MPI_PROBE or MPI_IProbe, the same datatypes are allowed as in a call to MPI_RECV to receive this message. (*End of rationale.*)

The value returned as the *count* argument of MPI_GET_COUNT for a datatype of length zero where zero bytes have been transferred is zero. If the number of bytes transferred is greater than zero, MPI_UNDEFINED is returned.

Rationale. Zero-length datatypes may be created in a number of cases. An important case is MPI_TYPE_CREATE_DARRAY, where the definition of the particular darray results in an empty block on some MPI process. Programs written in an SPMD style

1 will not check for this special case and may want to use `MPI_GET_COUNT` to check
 2 the status. (*End of rationale.*)

3
 4 *Advice to users.* The buffer size required for the receive can be affected by data con-
 5 versions and by the stride of the receive datatype. In most cases, the safest approach
 6 is to use the same datatype with `MPI_GET_COUNT` and the receive. (*End of advice*
 7 *to users.*)

8
 9 All send and receive operations use the `buf`, `count`, `datatype`, `source`, `dest`, `tag`, `comm`,
 10 and `status` arguments in the same way as the blocking `MPI_SEND` and `MPI_RECV` operations
 11 described in this section.

12 13 3.2.6 Passing `MPI_STATUS_IGNORE` for Status

14 Every call to `MPI_RECV` includes a `status` argument, wherein the system can return details
 15 about the message received. There are also a number of other MPI calls where `status`
 16 is returned. An object of type `MPI_Status` is not an MPI opaque object; its structure
 17 is declared in `mpi.h` and `mpif.h`, and it exists in the user's program. In many cases,
 18 application programs are constructed so that it is unnecessary for them to examine the
 19 `status` fields. In these cases, it is a waste for the user to allocate a status object, and it is
 20 particularly wasteful for the MPI implementation to fill in fields in this object.

21 To cope with this problem, there are two predefined constants, `MPI_STATUS_IGNORE`
 22 and `MPI_STATUSES_IGNORE`, which when passed to a receive, probe, wait, or test function,
 23 inform the implementation that the status fields are not to be filled in. Note that
 24 `MPI_STATUS_IGNORE` is not a special type of `MPI_Status` object; rather, it is a special value
 25 for the argument. In C one would expect it to be `NULL`, not the address of a special
 26 `MPI_Status`.

27 `MPI_STATUS_IGNORE`, and the array version `MPI_STATUSES_IGNORE`, can be used every-
 28 where a status argument is passed to a receive, wait, or test function. `MPI_STATUS_IGNORE`
 29 cannot be used when status is an IN argument. Note that in Fortran `MPI_STATUS_IGNORE`
 30 and `MPI_STATUSES_IGNORE` are objects like `MPI_BOTTOM` (not usable for initialization or
 31 assignment). See Section 2.5.4.

32 In general, this optimization can apply to all functions for which `status` or an array of
 33 `statuses` is an OUT argument. Note that this converts `status` into an INOUT argument. The
 34 functions that can be passed `MPI_STATUS_IGNORE` are all the various forms of `MPI_RECV`,
 35 `MPI_PROBE`, `MPI_TEST`, and `MPI_WAIT`, as well as `MPI_REQUEST_GET_STATUS`. When
 36 an array is passed, as in the `MPI_{TEST|WAIT}{ALL|SOME}` functions, a separate constant,
 37 `MPI_STATUSES_IGNORE`, is passed for the array argument. It is possible for an MPI function
 38 to return `MPI_ERR_IN_STATUS` even when `MPI_STATUS_IGNORE` or `MPI_STATUSES_IGNORE`
 39 has been passed to that function.

40 `MPI_STATUS_IGNORE` and `MPI_STATUSES_IGNORE` are not required to have the same
 41 values in C and Fortran.

42 It is not allowed to have some of the statuses in an array of statuses for
 43 `MPI_{TEST|WAIT}{ALL|SOME}` functions set to `MPI_STATUS_IGNORE`; one either specifies
 44 ignoring *all* of the statuses in such a call with `MPI_STATUSES_IGNORE`, or *none* of them by
 45 passing normal statuses in all positions in the array of statuses.
 46
 47
 48

3.3 Data Type Matching and Data Conversion

3.3.1 Type Matching Rules

One can think of message transfer as consisting of the following three phases.

1. Data is pulled out of the send buffer and a message is assembled.
2. A message is transferred from sender to receiver.
3. Data is pulled from the incoming message and disassembled into the receive buffer.

Type matching has to be observed at each of these three phases: The type of each variable in the sender buffer has to match the type specified for that entry by the send operation; the type specified by the send operation has to match the type specified by the receive operation; and the type of each variable in the receive buffer has to match the type specified for that entry by the receive operation. A program that fails to observe these three rules is erroneous.

To define type matching more precisely, we need to deal with two issues: matching of types of the host language with types specified in communication operations; and matching of types at sender and receiver.

The types of a send and receive match (phase two) if both operations use identical names. That is, `MPI_INTEGER` matches `MPI_INTEGER`, `MPI_REAL` matches `MPI_REAL`, and so on. There is one exception to this rule, discussed in Section 4.2: the type `MPI_PACKED` can match any other type.

The type of a variable in a host program matches the type specified in the communication operation if the datatype name used by that operation corresponds to the basic type of the host program variable. For example, an entry with type name `MPI_INTEGER` matches a Fortran variable of type `INTEGER`. A table giving this correspondence for Fortran and C appears in Section 3.2.2. There are two exceptions to this last rule: an entry with type name `MPI_BYTE` or `MPI_PACKED` can be used to match any byte of storage (on a byte-addressable machine), irrespective of the datatype of the variable that contains this byte. The type `MPI_PACKED` is used to send data that has been explicitly packed, or receive data that will be explicitly unpacked, see Section 4.2. The type `MPI_BYTE` allows one to transfer the binary value of a byte in memory unchanged.

To summarize, the type matching rules fall into the three categories below.

- Communication of typed values (e.g., with datatype different from `MPI_BYTE`), where the datatypes of the corresponding entries in the sender program, in the send call, in the receive call and in the receiver program must all match.
- Communication of untyped values (e.g., of datatype `MPI_BYTE`), where both sender and receiver use the datatype `MPI_BYTE`. In this case, there are no requirements on the types of the corresponding entries in the sender and the receiver programs, nor is it required that they be the same.
- Communication involving packed data, where `MPI_PACKED` is used.

The following examples illustrate the first two cases.

Example 3.1 Sender and receiver specify matching types.

```

1 CALL MPI_COMM_RANK(comm, rank, ierr)
2 IF (rank.EQ.0) THEN
3     CALL MPI_SEND(a(1), 10, MPI_REAL, 1, tag, comm, ierr)
4 ELSE IF (rank.EQ.1) THEN
5     CALL MPI_RECV(b(1), 15, MPI_REAL, 0, tag, comm, status, ierr)
6 END IF

```

This code is correct if both **a** and **b** are real arrays of size ≥ 10 . (In Fortran, it might be correct to use this code even if **a** or **b** have size < 10 : e.g., when **a**(1) can be equivalenced to an array with ten reals.)

Example 3.2 Sender and receiver do not specify matching types.

```

13 CALL MPI_COMM_RANK(comm, rank, ierr)
14 IF (rank.EQ.0) THEN
15     CALL MPI_SEND(a(1), 10, MPI_REAL, 1, tag, comm, ierr)
16 ELSE IF (rank.EQ.1) THEN
17     CALL MPI_RECV(b(1), 40, MPI_BYTE, 0, tag, comm, status, ierr)
18 END IF

```

This code is erroneous, since sender and receiver do not provide matching datatype arguments.

Example 3.3 Sender and receiver specify communication of untyped values.

```

24 CALL MPI_COMM_RANK(comm, rank, ierr)
25 IF (rank.EQ.0) THEN
26     CALL MPI_SEND(a(1), 40, MPI_BYTE, 1, tag, comm, ierr)
27 ELSE IF (rank.EQ.1) THEN
28     CALL MPI_RECV(b(1), 60, MPI_BYTE, 0, tag, comm, status, ierr)
29 END IF

```

This code is correct, irrespective of the type and size of **a** and **b** (unless this results in an out of bounds memory access).

Advice to users. If a buffer of type `MPI_BYTE` is passed as an argument to `MPI_SEND`, then MPI will send the data stored at contiguous locations, starting from the address indicated by the `buf` argument. This may have unexpected results when the data layout is not as a casual user would expect it to be. For example, some Fortran compilers implement variables of type `CHARACTER` as a structure that contains the character length and a pointer to the actual string. In such an environment, sending and receiving a Fortran `CHARACTER` variable using the `MPI_BYTE` type will not have the anticipated result of transferring the character string. For this reason, the user is advised to use typed communications whenever possible. (*End of advice to users.*)

Type `MPI_CHARACTER`

The type `MPI_CHARACTER` matches one character of a Fortran variable of type `CHARACTER`, rather than the entire character string stored in the variable. Fortran variables of type `CHARACTER` or substrings are transferred as if they were arrays of characters. This is illustrated in the example below.

Example 3.4

Transfer of Fortran CHARACTERS.

```

CHARACTER*10 a
CHARACTER*10 b

CALL MPI_COMM_RANK(comm, rank, ierr)
IF (rank.EQ.0) THEN
    CALL MPI_SEND(a, 5, MPI_CHARACTER, 1, tag, comm, ierr)
ELSE IF (rank.EQ.1) THEN
    CALL MPI_RECV(b(6:10), 5, MPI_CHARACTER, 0, tag, comm, status, ierr)
END IF

```

The last five characters of string b at process 1 are replaced by the first five characters of string a at process 0.

Rationale. The alternative choice would be for MPI_CHARACTER to match a character of arbitrary length. This runs into problems.

A Fortran character variable is a constant length string, with no special termination symbol. There is no fixed convention on how to represent characters, and how to store their length. Some compilers pass a character argument to a routine as a pair of arguments, one holding the address of the string and the other holding the length of string. Consider the case of an MPI communication call that is passed a communication buffer with type defined by a derived datatype (Section 4.1). If this communicator buffer contains variables of type CHARACTER then the information on their length will not be passed to the MPI routine.

This problem forces us to provide explicit information on character length with the MPI call. One could add a length parameter to the type MPI_CHARACTER, but this does not add much convenience and the same functionality can be achieved by defining a suitable derived datatype. (*End of rationale.*)

Advice to implementors. Some compilers pass Fortran CHARACTER arguments as a structure with a length and a pointer to the actual string. In such an environment, the MPI call needs to dereference the pointer in order to reach the string. (*End of advice to implementors.*)

3.3.2 Data Conversion

One of the goals of MPI is to support parallel computations across heterogeneous environments. Communication in a heterogeneous environment may require data conversions. We use the following terminology.

type conversion changes the datatype of a value, e.g., by rounding a REAL to an INTEGER.

representation conversion changes the binary representation of a value, e.g., from Hex floating point to IEEE floating point.

The type matching rules imply that MPI communication never entails type conversion. On the other hand, MPI requires that a representation conversion be performed when a

1 typed value is transferred across environments that use different representations for the
2 datatype of this value. MPI does not specify rules for representation conversion. Such
3 conversion is expected to preserve integer, logical and character values, and to convert a
4 floating point value to the nearest value that can be represented on the target system.

5 Overflow and underflow exceptions may occur during floating point conversions. Con-
6 version of integers or characters may also lead to exceptions when a value that can be
7 represented in one system cannot be represented in the other system. An exception occur-
8 ring during representation conversion results in a failure of the communication. An error
9 occurs either in the send operation, or the receive operation, or both.

10 If a value sent in a message is untyped (i.e., of type `MPI_BYTE`), then the binary
11 representation of the byte stored at the receiver is identical to the binary representation
12 of the byte loaded at the sender. This holds true, whether sender and receiver run in the
13 same or in distinct environments. No representation conversion is required. (Note that
14 representation conversion may occur when values of type `MPI_CHARACTER` or `MPI_CHAR`
15 are transferred, for example, from an EBCDIC encoding to an ASCII encoding.)

16 No conversion need occur when an MPI program executes in a homogeneous system,
17 where all processes run in the same environment.

18 Consider the three examples, 3.1–3.3. The first program is correct, assuming that `a` and
19 `b` are `REAL` arrays of size ≥ 10 . If the sender and receiver execute in different environments,
20 then the ten real values that are fetched from the send buffer will be converted to the
21 representation for reals on the receiver site before they are stored in the receive buffer.
22 While the number of real elements fetched from the send buffer equal the number of real
23 elements stored in the receive buffer, the number of bytes stored need not equal the number
24 of bytes loaded. For example, the sender may use a four byte representation and the receiver
25 an eight byte representation for reals.

26 The second program is erroneous, and its behavior is undefined.

27 The third program is correct. The exact same sequence of forty bytes that were loaded
28 from the send buffer will be stored in the receive buffer, even if sender and receiver run in
29 a different environment. The message sent has exactly the same length (in bytes) and the
30 same binary representation as the message received. If `a` and `b` are of different types, or if
31 they are of the same type but different data representations are used, then the bits stored
32 in the receive buffer may encode values that are different from the values they encoded in
33 the send buffer.

34 Data representation conversion also applies to the envelope of a message: source, des-
35 tination and tag are all integers that may need to be converted.

36
37 *Advice to implementors.* The current definition does not require messages to carry
38 data type information. Both sender and receiver provide complete data type infor-
39 mation. In a heterogeneous environment, one can either use a machine independent
40 encoding such as XDR, or have the receiver convert from the sender representation
41 to its own, or even have the sender do the conversion.

42 Additional type information might be added to messages in order to allow the sys-
43 tem to detect mismatches between datatype at sender and receiver. This might be
44 particularly useful in a slower but safer debug mode. (*End of advice to implementors.*)
45

46 MPI requires support for inter-language communication, i.e., if messages are sent by a
47 C or C++ process and received by a Fortran process, or vice-versa. The behavior is defined
48 in Section 17.2 on page 647.

3.4 Communication Modes

The send call described in Section 3.2.1 is *blocking*: it does not return until the message data and envelope have been safely stored away so that the sender is free to modify the send buffer. The message might be copied directly into the matching receive buffer, or it might be copied into a temporary system buffer.

Message buffering decouples the send and receive operations. A blocking send can complete as soon as the message was buffered, even if no matching receive has been executed by the receiver. On the other hand, message buffering can be expensive, as it entails additional memory-to-memory copying, and it requires the allocation of memory for buffering. MPI offers the choice of several communication modes that allow one to control the choice of the communication protocol.

The send call described in Section 3.2.1 uses the *standard* communication mode. In this mode, it is up to MPI to decide whether outgoing messages will be buffered. MPI may buffer outgoing messages. In such a case, the send call may complete before a matching receive is invoked. On the other hand, buffer space may be unavailable, or MPI may choose not to buffer outgoing messages, for performance reasons. In this case, the send call will not complete until a matching receive has been posted, and the data has been moved to the receiver.

Thus, a send in standard mode can be started whether or not a matching receive has been posted. It may complete before a matching receive is posted. The standard mode send is *non-local*: successful completion of the send operation may depend on the occurrence of a matching receive.

Rationale. The reluctance of MPI to mandate whether standard sends are buffering or not stems from the desire to achieve portable programs. Since any system will run out of buffer resources as message sizes are increased, and some implementations may want to provide little buffering, MPI takes the position that correct (and therefore, portable) programs do not rely on system buffering in standard mode. Buffering may improve the performance of a correct program, but it doesn't affect the result of the program. If the user wishes to guarantee a certain amount of buffering, the user-provided buffer system of Section 3.6 should be used, along with the buffered-mode send. (*End of rationale.*)

There are three additional communication modes.

A *buffered* mode send operation can be started whether or not a matching receive has been posted. It may complete before a matching receive is posted. However, unlike the standard send, this operation is *local*, and its completion does not depend on the occurrence of a matching receive. Thus, if a send is executed and no matching receive is posted, then MPI must buffer the outgoing message, so as to allow the send call to complete. An error will occur if there is insufficient buffer space. The amount of available buffer space is controlled by the user — see Section 3.6. Buffer allocation by the user may be required for the buffered mode to be effective.

A send that uses the *synchronous* mode can be started whether or not a matching receive was posted. However, the send will complete successfully only if a matching receive is posted, and the receive operation has started to receive the message sent by the synchronous send. Thus, the completion of a synchronous send not only indicates that the send buffer can be reused, but it also indicates that the receiver has reached a certain point in its

1 execution, namely that it has started executing the matching receive. If both sends and
 2 receives are blocking operations then the use of the synchronous mode provides synchronous
 3 communication semantics: a communication does not complete at either end before both
 4 processes rendezvous at the communication. A send executed in this mode is *non-local*.

5 A send that uses the *ready* communication mode may be started *only* if the matching
 6 receive is already posted. Otherwise, the operation is erroneous and its outcome is unde-
 7 fined. On some systems, this allows the removal of a hand-shake operation that is otherwise
 8 required and results in improved performance. The completion of the send operation does
 9 not depend on the status of a matching receive, and merely indicates that the send buffer
 10 can be reused. A send operation that uses the ready mode has the same semantics as a
 11 standard send operation, or a synchronous send operation; it is merely that the sender
 12 provides additional information to the system (namely that a matching receive is already
 13 posted), that can save some overhead. In a correct program, therefore, a ready send could
 14 be replaced by a standard send with no effect on the behavior of the program other than
 15 performance.

16 Three additional send functions are provided for the three additional communication
 17 modes. The communication mode is indicated by a one letter prefix: B for buffered, S for
 18 synchronous, and R for ready.

19
 20
 21 MPI_BSEND (buf, count, datatype, dest, tag, comm)

22	IN	buf	initial address of send buffer (choice)
23	IN	count	number of elements in send buffer (non-negative inte- 24 ger)
25	IN	datatype	datatype of each send buffer element (handle)
26	IN	dest	rank of destination (integer)
27	IN	tag	message tag (integer)
28	IN	comm	communicator (handle)
29			
30			

31
 32 int MPI_Bsend(const void* buf, int count, MPI_Datatype datatype, int dest,
 33 int tag, MPI_Comm comm)

34 MPI_Bsend(buf, count, datatype, dest, tag, comm, ierror) BIND(C)
 35 TYPE(*), DIMENSION(..), INTENT(IN) :: buf
 36 INTEGER, INTENT(IN) :: count, dest, tag
 37 TYPE(MPI_Datatype), INTENT(IN) :: datatype
 38 TYPE(MPI_Comm), INTENT(IN) :: comm
 39 INTEGER, OPTIONAL, INTENT(OUT) :: ierror
 40

41 MPI_BSEND(BUF, COUNT, DATATYPE, DEST, TAG, COMM, IERROR)

42 <type> BUF(*)
 43 INTEGER COUNT, DATATYPE, DEST, TAG, COMM, IERROR

44 Send in buffered mode.
 45
 46
 47
 48

MPI_SSEND (buf, count, datatype, dest, tag, comm)	1
IN buf initial address of send buffer (choice)	2
IN count number of elements in send buffer (non-negative integer)	3
IN count number of elements in send buffer (non-negative integer)	4
IN datatype datatype of each send buffer element (handle)	5
IN dest rank of destination (integer)	6
IN tag message tag (integer)	7
IN tag message tag (integer)	8
IN comm communicator (handle)	9
IN comm communicator (handle)	10
	11
int MPI_Ssend(const void* buf, int count, MPI_Datatype datatype, int dest, int tag, MPI_Comm comm)	12
	13
	14
MPI_Ssend(buf, count, datatype, dest, tag, comm, ierror) BIND(C)	15
TYPE(*), DIMENSION(..), INTENT(IN) :: buf	16
INTEGER, INTENT(IN) :: count, dest, tag	17
TYPE(MPI_Datatype), INTENT(IN) :: datatype	18
TYPE(MPI_Comm), INTENT(IN) :: comm	19
INTEGER, OPTIONAL, INTENT(OUT) :: ierror	20
	21
MPI_SSEND(BUF, COUNT, DATATYPE, DEST, TAG, COMM, IERROR)	22
<type> BUF(*)	23
INTEGER COUNT, DATATYPE, DEST, TAG, COMM, IERROR	24
	25
Send in synchronous mode.	26
	27
MPI_RSEND (buf, count, datatype, dest, tag, comm)	28
IN buf initial address of send buffer (choice)	29
IN count number of elements in send buffer (non-negative integer)	30
IN count number of elements in send buffer (non-negative integer)	31
IN datatype datatype of each send buffer element (handle)	32
IN dest rank of destination (integer)	33
IN tag message tag (integer)	34
IN tag message tag (integer)	35
IN comm communicator (handle)	36
IN comm communicator (handle)	37
	38
int MPI_Rsend(const void* buf, int count, MPI_Datatype datatype, int dest, int tag, MPI_Comm comm)	39
	40
	41
MPI_Rsend(buf, count, datatype, dest, tag, comm, ierror) BIND(C)	42
TYPE(*), DIMENSION(..), INTENT(IN) :: buf	43
INTEGER, INTENT(IN) :: count, dest, tag	44
TYPE(MPI_Datatype), INTENT(IN) :: datatype	45
TYPE(MPI_Comm), INTENT(IN) :: comm	46
INTEGER, OPTIONAL, INTENT(OUT) :: ierror	47
	48
MPI_RSEND(BUF, COUNT, DATATYPE, DEST, TAG, COMM, IERROR)	48

```

1 <type> BUF(*)
2 INTEGER COUNT, DATATYPE, DEST, TAG, COMM, IERROR

```

3
4 Send in ready mode.

5 There is only one receive operation, but it matches any of the send modes. The receive
6 operation described in the last section is *blocking*: it returns only after the receive buffer
7 contains the newly received message. A receive can complete before the matching send has
8 completed (of course, it can complete only after the matching send has started).

9 In a multithreaded implementation of MPI, the system may de-schedule a thread that
10 is blocked on a send or receive operation, and schedule another thread for execution in
11 the same address space. In such a case it is the user's responsibility not to modify a
12 communication buffer until the communication completes. Otherwise, the outcome of the
13 computation is undefined.

14
15 *Advice to implementors.* Since a synchronous send cannot complete before a matching
16 receive is posted, one will not normally buffer messages sent by such an operation.

17 It is recommended to choose buffering over blocking the sender, whenever possible,
18 for standard sends. The programmer can signal his or her preference for blocking the
19 sender until a matching receive occurs by using the synchronous send mode.

20 A possible communication protocol for the various communication modes is outlined
21 below.

22 *ready send:* The message is sent as soon as possible.

23
24 *synchronous send:* The sender sends a request-to-send message. The receiver stores
25 this request. When a matching receive is posted, the receiver sends back a permission-
26 to-send message, and the sender now sends the message.

27 *standard send:* First protocol may be used for short messages, and second protocol
28 for long messages.

29
30 *buffered send:* The sender copies the message into a buffer and then sends it with a
31 nonblocking send (using the same protocol as for standard send).

32 Additional control messages might be needed for flow control and error recovery. Of
33 course, there are many other possible protocols.

34 Ready send can be implemented as a standard send. In this case there will be no
35 performance advantage (or disadvantage) for the use of ready send.

36 A standard send can be implemented as a synchronous send. In such a case, no data
37 buffering is needed. However, users may expect some buffering.

38
39 In a multithreaded environment, the execution of a blocking communication should
40 block only the executing thread, allowing the thread scheduler to de-schedule this
41 thread and schedule another thread for execution. (*End of advice to implementors.*)
42

43 3.5 Semantics of Point-to-Point Communication

44
45 A valid MPI implementation guarantees certain general properties of point-to-point com-
46 munication, which are described in this section.
47
48

Order Messages are *non-overtaking*: If a sender sends two messages in succession to the same destination, and both match the same receive, then this operation cannot receive the second message if the first one is still pending. If a receiver posts two receives in succession, and both match the same message, then the second receive operation cannot be satisfied by this message, if the first one is still pending. This requirement facilitates matching of sends to receives. It guarantees that message-passing code is deterministic, if processes are single-threaded and the wildcard `MPI_ANY_SOURCE` is not used in receives. (Some of the calls described later, such as `MPI_CANCEL` or `MPI_WAITANY`, are additional sources of nondeterminism.)

If a process has a single thread of execution, then any two communications executed by this process are ordered. On the other hand, if the process is multithreaded, then the semantics of thread execution may not define a relative order between two send operations executed by two distinct threads. The operations are logically concurrent, even if one physically precedes the other. In such a case, the two messages sent can be received in any order. Similarly, if two receive operations that are logically concurrent receive two successively sent messages, then the two messages can match the two receives in either order.

Example 3.5 An example of non-overtaking messages.

```
CALL MPI_COMM_RANK(comm, rank, ierr)
IF (rank.EQ.0) THEN
    CALL MPI_BSEND(buf1, count, MPI_REAL, 1, tag, comm, ierr)
    CALL MPI_BSEND(buf2, count, MPI_REAL, 1, tag, comm, ierr)
ELSE IF (rank.EQ.1) THEN
    CALL MPI_RECV(buf1, count, MPI_REAL, 0, MPI_ANY_TAG, comm, status, ierr)
    CALL MPI_RECV(buf2, count, MPI_REAL, 0, tag, comm, status, ierr)
END IF
```

The message sent by the first send must be received by the first receive, and the message sent by the second send must be received by the second receive.

Progress If a pair of matching send and receives have been initiated on two processes, then at least one of these two operations will complete, independently of other actions in the system: the send operation will complete, unless the receive is satisfied by another message, and completes; the receive operation will complete, unless the message sent is consumed by another matching receive that was posted at the same destination process.

Example 3.6 An example of two, intertwined matching pairs.

```
CALL MPI_COMM_RANK(comm, rank, ierr)
IF (rank.EQ.0) THEN
    CALL MPI_BSEND(buf1, count, MPI_REAL, 1, tag1, comm, ierr)
    CALL MPI_SSEND(buf2, count, MPI_REAL, 1, tag2, comm, ierr)
ELSE IF (rank.EQ.1) THEN
    CALL MPI_RECV(buf1, count, MPI_REAL, 0, tag2, comm, status, ierr)
    CALL MPI_RECV(buf2, count, MPI_REAL, 0, tag1, comm, status, ierr)
END IF
```

1 Both processes invoke their first communication call. Since the first send of process zero
2 uses the buffered mode, it must complete, irrespective of the state of process one. Since
3 no matching receive is posted, the message will be copied into buffer space. (If insufficient
4 buffer space is available, then the program will fail.) The second send is then invoked. At
5 that point, a matching pair of send and receive operation is enabled, and both operations
6 must complete. Process one next invokes its second receive call, which will be satisfied by
7 the buffered message. Note that process one received the messages in the reverse order they
8 were sent.

9
10 **Fairness** MPI makes no guarantee of *fairness* in the handling of communication. Suppose
11 that a send is posted. Then it is possible that the destination process repeatedly posts a
12 receive that matches this send, yet the message is never received, because it is each time
13 overtaken by another message, sent from another source. Similarly, suppose that a receive
14 was posted by a multithreaded process. Then it is possible that messages that match this
15 receive are repeatedly received, yet the receive is never satisfied, because it is overtaken
16 by other receives posted at this node (by other executing threads). It is the programmer's
17 responsibility to prevent starvation in such situations.

18
19 **Resource limitations** Any pending communication operation consumes system resources
20 that are limited. Errors may occur when lack of resources prevent the execution of an MPI
21 call. A quality implementation will use a (small) fixed amount of resources for each pending
22 send in the ready or synchronous mode and for each pending receive. However, buffer space
23 may be consumed to store messages sent in standard mode, and must be consumed to store
24 messages sent in buffered mode, when no matching receive is available. The amount of space
25 available for buffering will be much smaller than program data memory on many systems.
26 Then, it will be easy to write programs that overrun available buffer space.

27 MPI allows the user to provide buffer memory for messages sent in the buffered mode.
28 Furthermore, MPI specifies a detailed operational model for the use of this buffer. An MPI
29 implementation is required to do no worse than implied by this model. This allows users to
30 avoid buffer overflows when they use buffered sends. Buffer allocation and use is described
31 in Section 3.6.

32 A buffered send operation that cannot complete because of a lack of buffer space is
33 erroneous. When such a situation is detected, an error is signaled that may cause the
34 program to terminate abnormally. On the other hand, a standard send operation that
35 cannot complete because of lack of buffer space will merely block, waiting for buffer space
36 to become available or for a matching receive to be posted. This behavior is preferable in
37 many situations. Consider a situation where a producer repeatedly produces new values
38 and sends them to a consumer. Assume that the producer produces new values faster
39 than the consumer can consume them. If buffered sends are used, then a buffer overflow
40 will result. Additional synchronization has to be added to the program so as to prevent
41 this from occurring. If standard sends are used, then the producer will be automatically
42 throttled, as its send operations will block when buffer space is unavailable.

43 In some situations, a lack of buffer space leads to deadlock situations. This is illustrated
44 by the examples below.

45
46 **Example 3.7** An exchange of messages.
47
48


```

CALL MPI_COMM_RANK(comm, rank, ierr)
IF (rank.EQ.0) THEN
    CALL MPI_SEND(sendbuf, count, MPI_REAL, 1, tag, comm, ierr)
    CALL MPI_RECV(recvbuf, count, MPI_REAL, 1, tag, comm, status, ierr)
ELSE IF (rank.EQ.1) THEN
    CALL MPI_RECV(recvbuf, count, MPI_REAL, 0, tag, comm, status, ierr)
    CALL MPI_SEND(sendbuf, count, MPI_REAL, 0, tag, comm, ierr)
END IF

```

This program will succeed even if no buffer space for data is available. The standard send operation can be replaced, in this example, with a synchronous send.

Example 3.8 An errant attempt to exchange messages.

```

CALL MPI_COMM_RANK(comm, rank, ierr)
IF (rank.EQ.0) THEN
    CALL MPI_RECV(recvbuf, count, MPI_REAL, 1, tag, comm, status, ierr)
    CALL MPI_SEND(sendbuf, count, MPI_REAL, 1, tag, comm, ierr)
ELSE IF (rank.EQ.1) THEN
    CALL MPI_RECV(recvbuf, count, MPI_REAL, 0, tag, comm, status, ierr)
    CALL MPI_SEND(sendbuf, count, MPI_REAL, 0, tag, comm, ierr)
END IF

```

The receive operation of the first process must complete before its send, and can complete only if the matching send of the second processor is executed. The receive operation of the second process must complete before its send and can complete only if the matching send of the first process is executed. This program will always deadlock. The same holds for any other send mode.

Example 3.9 An exchange that relies on buffering.

```

CALL MPI_COMM_RANK(comm, rank, ierr)
IF (rank.EQ.0) THEN
    CALL MPI_SEND(sendbuf, count, MPI_REAL, 1, tag, comm, ierr)
    CALL MPI_RECV(recvbuf, count, MPI_REAL, 1, tag, comm, status, ierr)
ELSE IF (rank.EQ.1) THEN
    CALL MPI_SEND(sendbuf, count, MPI_REAL, 0, tag, comm, ierr)
    CALL MPI_RECV(recvbuf, count, MPI_REAL, 0, tag, comm, status, ierr)
END IF

```

The message sent by each process has to be copied out before the send operation returns and the receive operation starts. For the program to complete, it is necessary that at least one of the two messages sent be buffered. Thus, this program can succeed only if the communication system can buffer at least count words of data.

Advice to users. When standard send operations are used, then a deadlock situation may occur where both processes are blocked because buffer space is not available. The same will certainly happen, if the synchronous mode is used. If the buffered mode is used, and not enough buffer space is available, then the program will not complete either. However, rather than a deadlock situation, we shall have a buffer overflow error.

1 A program is “safe” if no message buffering is required for the program to complete.
 2 One can replace all sends in such program with synchronous sends, and the pro-
 3 gram will still run correctly. This conservative programming style provides the best
 4 portability, since program completion does not depend on the amount of buffer space
 5 available or on the communication protocol used.

6 Many programmers prefer to have more leeway and opt to use the “unsafe” program-
 7 ming style shown in Example 3.9. In such cases, the use of standard sends is likely
 8 to provide the best compromise between performance and robustness: quality imple-
 9 mentations will provide sufficient buffering so that “common practice” programs will
 10 not deadlock. The buffered send mode can be used for programs that require more
 11 buffering, or in situations where the programmer wants more control. This mode
 12 might also be used for debugging purposes, as buffer overflow conditions are easier to
 13 diagnose than deadlock conditions.

14 Nonblocking message-passing operations, as described in Section 3.7, can be used to
 15 avoid the need for buffering outgoing messages. This prevents deadlocks due to lack
 16 of buffer space, and improves performance, by allowing overlap of computation and
 17 communication, and avoiding the overheads of allocating buffers and copying messages
 18 into buffers. (*End of advice to users.*)

21 3.6 Buffer Allocation and Usage

22 A user may specify a buffer to be used for buffering messages sent in buffered mode. Buffer-
 23 ing is done by the sender.

24 MPI_BUFFER_ATTACH(buffer, size)

25	IN	buffer	initial buffer address (choice)
26	IN	size	buffer size, in bytes (non-negative integer)

27 `int MPI_Buffer_attach(void* buffer, int size)`

28 `MPI_Buffer_attach(buffer, size, ierror) BIND(C)`
 29 `TYPE(*), DIMENSION(..), ASYNCHRONOUS :: buffer`
 30 `INTEGER, INTENT(IN) :: size`
 31 `INTEGER, OPTIONAL, INTENT(OUT) :: ierror`

32 MPI_BUFFER_ATTACH(BUFFER, SIZE, IERROR)

33 `<type> BUFFER(*)`
 34 `INTEGER SIZE, IERROR`

35 Provides to MPI a buffer in the user’s memory to be used for buffering outgoing mes-
 36 sages. The buffer is used only by messages sent in buffered mode. Only one buffer can be
 37 attached to a process at a time. In C, `buffer` is the starting address of a memory region. In
 38 Fortran, one can pass the first element of a memory region or a whole array, which must be
 39 ‘simply contiguous’ (for ‘simply contiguous,’ see also Section 17.1.12 on page 628).

```

MPI_BUFFER_DETACH(buffer_addr, size) 1
    OUT    buffer_addr                2
                                         initial buffer address (choice) 3
    OUT    size                        4
                                         buffer size, in bytes (non-negative integer) 5
int MPI_Buffer_detach(void* buffer_addr, int* size) 6
MPI_Buffer_detach(buffer_addr, size, ierror) BIND(C) 7
    USE, INTRINSIC :: ISO_C_BINDING, ONLY : C_PTR 8
    TYPE(C_PTR), INTENT(OUT) :: buffer_addr 9
    INTEGER, INTENT(OUT) :: size 10
    INTEGER, OPTIONAL, INTENT(OUT) :: ierror 11
MPI_BUFFER_DETACH(BUFFER_ADDR, SIZE, IERROR) 12
    <type> BUFFER_ADDR(*) 13
    INTEGER SIZE, IERROR 14

```

Detach the buffer currently associated with MPI. The call returns the address and the size of the detached buffer. This operation will block until all messages currently in the buffer have been transmitted. Upon return of this function, the user may reuse or deallocate the space taken by the buffer.

Example 3.10 Calls to attach and detach buffers.

```

#define BUFFSIZE 10000 21
int size; 22
char *buff; 23
MPI_Buffer_attach( malloc(BUFFSIZE), BUFFSIZE); 24
/* a buffer of 10000 bytes can now be used by MPI_Bsend */ 25
MPI_Buffer_detach( &buff, &size); 26
/* Buffer size reduced to zero */ 27
MPI_Buffer_attach( buff, size); 28
/* Buffer of 10000 bytes available again */ 29

```

Advice to users. Even though the C functions `MPI_Buffer_attach` and `MPI_Buffer_detach` both have a first argument of type `void*`, these arguments are used differently: A pointer to the buffer is passed to `MPI_Buffer_attach`; the address of the pointer is passed to `MPI_Buffer_detach`, so that this call can return the pointer value. In Fortran with the `mpi` module or `mpif.h`, the type of the `buffer_addr` argument is wrongly defined and the argument is therefore unused. In Fortran with the `mpi_f08` module, the address of the buffer is returned as `TYPE(C_PTR)`, see also Example 8.1 on page 339 about the use of `C_PTR` pointers. (*End of advice to users.*)

Rationale. Both arguments are defined to be of type `void*` (rather than `void*` and `void**`, respectively), so as to avoid complex type casts. E.g., in the last example, `&buff`, which is of type `char**`, can be passed as argument to `MPI_Buffer_detach` without type casting. If the formal parameter had type `void**` then we would need a type cast before and after the call. (*End of rationale.*)

The statements made in this section describe the behavior of MPI for buffered-mode sends. When no buffer is currently associated, MPI behaves as if a zero-sized buffer is associated with the process.

1 MPI must provide as much buffering for outgoing messages *as if* outgoing message
 2 data were buffered by the sending process, in the specified buffer space, using a circular,
 3 contiguous-space allocation policy. We outline below a model implementation that defines
 4 this policy. MPI may provide more buffering, and may use a better buffer allocation algo-
 5 rithm than described below. On the other hand, MPI may signal an error whenever the
 6 simple buffering allocator described below would run out of space. In particular, if no buffer
 7 is explicitly associated with the process, then any buffered send may cause an error.

8 MPI does not provide mechanisms for querying or controlling buffering done by standard
 9 mode sends. It is expected that vendors will provide such information for their implemen-
 10 tations.

11
 12 *Rationale.* There is a wide spectrum of possible implementations of buffered com-
 13 munication: buffering can be done at sender, at receiver, or both; buffers can be
 14 dedicated to one sender-receiver pair, or be shared by all communications; buffering
 15 can be done in real or in virtual memory; it can use dedicated memory, or memory
 16 shared by other processes; buffer space may be allocated statically or be changed dy-
 17 namically; etc. It does not seem feasible to provide a portable mechanism for querying
 18 or controlling buffering that would be compatible with all these choices, yet provide
 19 meaningful information. (*End of rationale.*)

21 3.6.1 Model Implementation of Buffered Mode

22 The model implementation uses the packing and unpacking functions described in Sec-
 23 tion 4.2 and the nonblocking communication functions described in Section 3.7.

24 We assume that a circular queue of pending message entries (PME) is maintained.
 25 Each entry contains a communication request handle that identifies a pending nonblocking
 26 send, a pointer to the next entry and the packed message data. The entries are stored in
 27 successive locations in the buffer. Free space is available between the queue tail and the
 28 queue head.

29 A buffered send call results in the execution of the following code.

- 30
- 31 • Traverse sequentially the PME queue from head towards the tail, deleting all entries
 32 for communications that have completed, up to the first entry with an uncompleted
 33 request; update queue head to point to that entry.
- 34
- 35 • Compute the number, n , of bytes needed to store an entry for the new message. An
 36 upper bound on n can be computed as follows: A call to the function
 37 `MPI_PACK_SIZE(count, datatype, comm, size)`, with the `count`, `datatype` and `comm`
 38 arguments used in the `MPI_BSEND` call, returns an upper bound on the amount
 39 of space needed to buffer the message data (see Section 4.2). The MPI constant
 40 `MPI_BSEND_OVERHEAD` provides an upper bound on the additional space consumed
 41 by the entry (e.g., for pointers or envelope information).
- 42
- 43 • Find the next contiguous empty space of n bytes in buffer (space following queue tail,
 44 or space at start of buffer if queue tail is too close to end of buffer). If space is not
 45 found then raise buffer overflow error.
- 46
- 47 • Append to end of PME queue in contiguous space the new entry that contains request
 48 handle, next pointer and packed message data; `MPI_PACK` is used to pack data.

- Post nonblocking send (standard mode) for packed data.
- Return

3.7 Nonblocking Communication

One can improve performance on many systems by overlapping communication and computation. This is especially true on systems where communication can be executed autonomously by an intelligent communication controller. Light-weight threads are one mechanism for achieving such overlap. An alternative mechanism that often leads to better performance is to use *nonblocking communication*. A nonblocking *send start* call initiates the send operation, but does not complete it. The send start call can return before the message was copied out of the send buffer. A separate *send complete* call is needed to complete the communication, i.e., to verify that the data has been copied out of the send buffer. With suitable hardware, the transfer of data out of the sender memory may proceed concurrently with computations done at the sender after the send was initiated and before it completed. Similarly, a nonblocking *receive start call* initiates the receive operation, but does not complete it. The call can return before a message is stored into the receive buffer. A separate *receive complete* call is needed to complete the receive operation and verify that the data has been received into the receive buffer. With suitable hardware, the transfer of data into the receiver memory may proceed concurrently with computations done after the receive was initiated and before it completed. The use of nonblocking receives may also avoid system buffering and memory-to-memory copying, as information is provided early on the location of the receive buffer.

Nonblocking send start calls can use the same four modes as blocking sends: *standard*, *buffered*, *synchronous* and *ready*. These carry the same meaning. Sends of all modes, *ready* excepted, can be started whether a matching receive has been posted or not; a nonblocking *ready* send can be started only if a matching receive is posted. In all cases, the send start call is local: it returns immediately, irrespective of the status of other processes. If the call causes some system resource to be exhausted, then it will fail and return an error code. Quality implementations of MPI should ensure that this happens only in “pathological” cases. That is, an MPI implementation should be able to support a large number of pending nonblocking operations.

The send-complete call returns when data has been copied out of the send buffer. It may carry additional meaning, depending on the send mode.

If the send mode is *synchronous*, then the send can complete only if a matching receive has started. That is, a receive has been posted, and has been matched with the send. In this case, the send-complete call is non-local. Note that a synchronous, nonblocking send may complete, if matched by a nonblocking receive, before the receive complete call occurs. (It can complete as soon as the sender “knows” the transfer will complete, but before the receiver “knows” the transfer will complete.)

If the send mode is *buffered* then the message must be buffered if there is no pending receive. In this case, the send-complete call is local, and must succeed irrespective of the status of a matching receive.

If the send mode is *standard* then the send-complete call may return before a matching receive is posted, if the message is buffered. On the other hand, the receive-complete may not complete until a matching receive is posted, and the message was copied into the receive buffer.

1 Nonblocking sends can be matched with blocking receives, and vice-versa.
2

3 *Advice to users.* The completion of a send operation may be delayed, for standard
4 mode, and must be delayed, for synchronous mode, until a matching receive is posted.
5 The use of nonblocking sends in these two cases allows the sender to proceed ahead
6 of the receiver, so that the computation is more tolerant of fluctuations in the speeds
7 of the two processes.

8 Nonblocking sends in the buffered and ready modes have a more limited impact, e.g.,
9 the blocking version of buffered send is capable of completing regardless of when a
10 matching receive call is made. However, separating the start from the completion
11 of these sends still gives some opportunity for optimization within the MPI library.
12 For example, starting a buffered send gives an implementation more flexibility in
13 determining if and how the message is buffered. There are also advantages for both
14 nonblocking buffered and ready modes when data copying can be done concurrently
15 with computation.

16 The message-passing model implies that communication is initiated by the sender.
17 The communication will generally have lower overhead if a receive is already posted
18 when the sender initiates the communication (data can be moved directly to the
19 receive buffer, and there is no need to queue a pending send request). However, a
20 receive operation can complete only after the matching send has occurred. The use
21 of nonblocking receives allows one to achieve lower communication overheads without
22 blocking the receiver while it waits for the send. (*End of advice to users.*)
23

24 3.7.1 Communication Request Objects 25

26 Nonblocking communications use opaque *request* objects to identify communication oper-
27 ations and match the operation that initiates the communication with the operation that
28 terminates it. These are system objects that are accessed via a handle. A request object
29 identifies various properties of a communication operation, such as the send mode, the com-
30 munication buffer that is associated with it, its context, the tag and destination arguments
31 to be used for a send, or the tag and source arguments to be used for a receive. In addition,
32 this object stores information about the status of the pending communication operation.
33

34 3.7.2 Communication Initiation 35

36 We use the same naming conventions as for blocking communication: a prefix of B, S, or R
37 is used for *buffered*, *synchronous* or *ready* mode. In addition a prefix of I (for *immediate*)
38 indicates that the call is nonblocking.
39
40
41
42
43
44
45
46
47
48

```

MPI_ISEND(buf, count, datatype, dest, tag, comm, request) 1
    IN      buf      initial address of send buffer (choice) 2
    IN      count    number of elements in send buffer (non-negative inte- 3
                        ger) 4
    IN      datatype  datatype of each send buffer element (handle) 5
    IN      dest     rank of destination (integer) 6
    IN      tag      message tag (integer) 7
    IN      comm     communicator (handle) 8
    OUT     request  communication request (handle) 9
                                                    10
                                                    11
                                                    12
                                                    13
int MPI_Isend(const void* buf, int count, MPI_Datatype datatype, int dest,
              int tag, MPI_Comm comm, MPI_Request *request) 14
MPI_Isend(buf, count, datatype, dest, tag, comm, request, ierror) BIND(C) 16
    TYPE(*), DIMENSION(..), INTENT(IN), ASYNCHRONOUS :: buf 17
    INTEGER, INTENT(IN) :: count, dest, tag 18
    TYPE(MPI_Datatype), INTENT(IN) :: datatype 19
    TYPE(MPI_Comm), INTENT(IN) :: comm 20
    TYPE(MPI_Request), INTENT(OUT) :: request 21
    INTEGER, OPTIONAL, INTENT(OUT) :: ierror 22
                                                    23
MPI_ISEND(BUF, COUNT, DATATYPE, DEST, TAG, COMM, REQUEST, IERROR) 24
    <type> BUF(*) 25
    INTEGER COUNT, DATATYPE, DEST, TAG, COMM, REQUEST, IERROR 26
    Start a standard mode, nonblocking send. 27
                                                    28
                                                    29
MPI_IBSEND(buf, count, datatype, dest, tag, comm, request) 30
    IN      buf      initial address of send buffer (choice) 31
    IN      count    number of elements in send buffer (non-negative inte- 32
                        ger) 33
    IN      datatype  datatype of each send buffer element (handle) 34
    IN      dest     rank of destination (integer) 35
    IN      tag      message tag (integer) 36
    IN      comm     communicator (handle) 37
    OUT     request  communication request (handle) 38
                                                    39
                                                    40
                                                    41
                                                    42
int MPI_Ibsend(const void* buf, int count, MPI_Datatype datatype, int dest,
              int tag, MPI_Comm comm, MPI_Request *request) 43
MPI_Ibsend(buf, count, datatype, dest, tag, comm, request, ierror) BIND(C) 45
    TYPE(*), DIMENSION(..), INTENT(IN), ASYNCHRONOUS :: buf 46
    INTEGER, INTENT(IN) :: count, dest, tag 47
    TYPE(MPI_Datatype), INTENT(IN) :: datatype 48

```

```

1     TYPE(MPI_Comm), INTENT(IN) :: comm
2     TYPE(MPI_Request), INTENT(OUT) :: request
3     INTEGER, OPTIONAL, INTENT(OUT) :: ierror
4
5 MPI_IBSEND(BUF, COUNT, DATATYPE, DEST, TAG, COMM, REQUEST, IERROR)
6     <type> BUF(*)
7     INTEGER COUNT, DATATYPE, DEST, TAG, COMM, REQUEST, IERROR
8
9     Start a buffered mode, nonblocking send.
10
11 MPI_ISSEND(buf, count, datatype, dest, tag, comm, request)
12     IN        buf                initial address of send buffer (choice)
13     IN        count              number of elements in send buffer (non-negative inte-
14                                     ger)
15
16     IN        datatype           datatype of each send buffer element (handle)
17     IN        dest               rank of destination (integer)
18     IN        tag                message tag (integer)
19     IN        comm               communicator (handle)
20     IN        request            communication request (handle)
21     OUT       request
22
23     int MPI_Issend(const void* buf, int count, MPI_Datatype datatype, int dest,
24                   int tag, MPI_Comm comm, MPI_Request *request)
25
26 MPI_Issend(buf, count, datatype, dest, tag, comm, request, ierror) BIND(C)
27     TYPE(*), DIMENSION(..), INTENT(IN), ASYNCHRONOUS :: buf
28     INTEGER, INTENT(IN) :: count, dest, tag
29     TYPE(MPI_Datatype), INTENT(IN) :: datatype
30     TYPE(MPI_Comm), INTENT(IN) :: comm
31     TYPE(MPI_Request), INTENT(OUT) :: request
32     INTEGER, OPTIONAL, INTENT(OUT) :: ierror
33
34 MPI_ISSEND(BUF, COUNT, DATATYPE, DEST, TAG, COMM, REQUEST, IERROR)
35     <type> BUF(*)
36     INTEGER COUNT, DATATYPE, DEST, TAG, COMM, REQUEST, IERROR
37
38     Start a synchronous mode, nonblocking send.
39
40
41
42
43
44
45
46
47
48

```



```

MPI_ISEND(buf, count, datatype, dest, comm, request) 1
  IN      buf          initial address of send buffer (choice) 2
  IN      count        number of elements in send buffer (non-negative inte- 3
                        ger) 4
  IN      datatype     datatype of each send buffer element (handle) 5
  IN      dest         rank of destination (integer) 6
  IN      tag          message tag (integer) 7
  IN      comm         communicator (handle) 8
  OUT     request      communication request (handle) 9
                                                    10
                                                    11
                                                    12
                                                    13
int MPI_Irsend(const void* buf, int count, MPI_Datatype datatype, int dest,
               int tag, MPI_Comm comm, MPI_Request *request) 14
MPI_Irsend(buf, count, datatype, dest, tag, comm, request, ierror) BIND(C) 16
  TYPE(*), DIMENSION(..), INTENT(IN), ASYNCHRONOUS :: buf 17
  INTEGER, INTENT(IN) :: count, dest, tag 18
  TYPE(MPI_Datatype), INTENT(IN) :: datatype 19
  TYPE(MPI_Comm), INTENT(IN) :: comm 20
  TYPE(MPI_Request), INTENT(OUT) :: request 21
  INTEGER, OPTIONAL, INTENT(OUT) :: ierror 22
                                                    23
MPI_IRSEND(BUF, COUNT, DATATYPE, DEST, TAG, COMM, REQUEST, IERROR) 24
  <type> BUF(*) 25
  INTEGER COUNT, DATATYPE, DEST, TAG, COMM, REQUEST, IERROR 26
  Start a ready mode nonblocking send. 27
                                                    28
                                                    29
MPI_IRECV (buf, count, datatype, source, tag, comm, request) 30
  OUT     buf          initial address of receive buffer (choice) 31
  IN      count        number of elements in receive buffer (non-negative in- 32
                        te-ger) 33
  IN      datatype     datatype of each receive buffer element (handle) 34
  IN      source       rank of source or MPI_ANY_SOURCE (integer) 35
  IN      tag          message tag or MPI_ANY_TAG (integer) 36
  IN      comm         communicator (handle) 37
  OUT     request      communication request (handle) 38
                                                    39
                                                    40
                                                    41
                                                    42
int MPI_Irecv(void* buf, int count, MPI_Datatype datatype, int source,
              int tag, MPI_Comm comm, MPI_Request *request) 43
MPI_Irecv(buf, count, datatype, source, tag, comm, request, ierror) BIND(C) 45
  TYPE(*), DIMENSION(..), ASYNCHRONOUS :: buf 46
  INTEGER, INTENT(IN) :: count, source, tag 47
  TYPE(MPI_Datatype), INTENT(IN) :: datatype 48

```

```

1     TYPE(MPI_Comm), INTENT(IN) :: comm
2     TYPE(MPI_Request), INTENT(OUT) :: request
3     INTEGER, OPTIONAL, INTENT(OUT) :: ierror
4
5 MPI_Irecv(BUF, COUNT, DATATYPE, SOURCE, TAG, COMM, REQUEST, IERROR)
6     <type> BUF(*)
7     INTEGER COUNT, DATATYPE, SOURCE, TAG, COMM, REQUEST, IERROR

```

Start a nonblocking receive.

These calls allocate a communication request object and associate it with the request handle (the argument `request`). The request can be used later to query the status of the communication or wait for its completion.

A nonblocking send call indicates that the system may start copying data out of the send buffer. The sender should not modify any part of the send buffer after a nonblocking send operation is called, until the send completes.

A nonblocking receive call indicates that the system may start writing data into the receive buffer. The receiver should not access any part of the receive buffer after a nonblocking receive operation is called, until the receive completes.

Advice to users. To prevent problems with the argument copying and register optimization done by Fortran compilers, please note the hints in Sections 17.1.10–17.1.20. (*End of advice to users.*)

3.7.3 Communication Completion

The functions `MPI_WAIT` and `MPI_TEST` are used to complete a nonblocking communication. The completion of a send operation indicates that the sender is now free to update the locations in the send buffer (the send operation itself leaves the content of the send buffer unchanged). It does not indicate that the message has been received, rather, it may have been buffered by the communication subsystem. However, if a *synchronous* mode send was used, the completion of the send operation indicates that a matching receive was initiated, and that the message will eventually be received by this matching receive.

The completion of a receive operation indicates that the receive buffer contains the received message, the receiver is now free to access it, and that the status object is set. It does not indicate that the matching send operation has completed (but indicates, of course, that the send was initiated).

We shall use the following terminology: A *null* handle is a handle with value `MPI_REQUEST_NULL`. A persistent request and the handle to it are *inactive* if the request is not associated with any ongoing communication (see Section 3.9 on page 73). A handle is *active* if it is neither null nor inactive. An *empty* status is a status which is set to return `tag = MPI_ANY_TAG`, `source = MPI_ANY_SOURCE`, `error = MPI_SUCCESS`, and is also internally configured so that calls to `MPI_GET_COUNT`, `MPI_GET_ELEMENTS`, and `MPI_GET_ELEMENTS_X` return `count = 0` and `MPI_TEST_CANCELLED` returns false. We set a status variable to empty when the value returned by it is not significant. Status is set in this way so as to prevent errors due to accesses of stale information.

The fields in a `status` object returned by a call to `MPI_WAIT`, `MPI_TEST`, or any of the other derived functions (`MPI_{TEST|WAIT}{ALL|SOME|ANY}`), where the `request` corresponds to a send call, are undefined, with two exceptions: The error status field will

contain valid information if the wait or test call returned with `MPI_ERR_IN_STATUS`; and the returned status can be queried by the call `MPI_TEST_CANCELLED`.

Error codes belonging to the error class `MPI_ERR_IN_STATUS` should be returned only by the MPI completion functions that take arrays of `MPI_Status`. For the functions `MPI_TEST`, `MPI_TESTANY`, `MPI_WAIT`, and `MPI_WAITANY`, which return a single `MPI_Status` value, the normal MPI error return process should be used (not the `MPI_ERROR` field in the `MPI_Status` argument).

`MPI_WAIT(request, status)`

INOUT	request	request (handle)
OUT	status	status object (<code>Status</code>)

`int MPI_Wait(MPI_Request *request, MPI_Status *status)`

```
MPI_Wait(request, status, ierror) BIND(C)
  TYPE(MPI_Request), INTENT(INOUT) :: request
  TYPE(MPI_Status) :: status
  INTEGER, OPTIONAL, INTENT(OUT) :: ierror
```

```
MPI_WAIT(REQUEST, STATUS, IERROR)
  INTEGER REQUEST, STATUS(MPI_STATUS_SIZE), IERROR
```

A call to `MPI_WAIT` returns when the operation identified by `request` is complete. If the request is an active persistent request, it is marked inactive. Any other type of request is and the request handle is set to `MPI_REQUEST_NULL`. `MPI_WAIT` is a non-local operation.

The call returns, in `status`, information on the completed operation. The content of the status object for a receive operation can be accessed as described in Section 3.2.5. The status object for a send operation may be queried by a call to `MPI_TEST_CANCELLED` (see Section 3.8).

One is allowed to call `MPI_WAIT` with a null or inactive request argument. In this case the operation returns immediately with empty `status`.

Advice to users. Successful return of `MPI_WAIT` after a `MPI_IBSEND` implies that the user send buffer can be reused — i.e., data has been sent out or copied into a buffer attached with `MPI_BUFFER_ATTACH`. Note that, at this point, we can no longer cancel the send (see Section 3.8). If a matching receive is never posted, then the buffer cannot be freed. This runs somewhat counter to the stated goal of `MPI_CANCEL` (always being able to free program space that was committed to the communication subsystem). (*End of advice to users.*)

Advice to implementors. In a multithreaded environment, a call to `MPI_WAIT` should block only the calling thread, allowing the thread scheduler to schedule another thread for execution. (*End of advice to implementors.*)

```

1 MPI_TEST(request, flag, status)
2     INOUT    request           communication request (handle)
3
4     OUT     flag              true if operation completed (logical)
5
6     OUT     status            status object (Status)
7
8
9 int MPI_Test(MPI_Request *request, int *flag, MPI_Status *status)
10
11 MPI_Test(request, flag, status, ierror) BIND(C)
12     TYPE(MPI_Request), INTENT(INOUT) :: request
13     LOGICAL, INTENT(OUT) :: flag
14     TYPE(MPI_Status) :: status
15     INTEGER, OPTIONAL, INTENT(OUT) :: ierror
16
17 MPI_TEST(REQUEST, FLAG, STATUS, IERROR)
18     LOGICAL FLAG
19     INTEGER REQUEST, STATUS(MPI_STATUS_SIZE), IERROR

```

A call to `MPI_TEST` returns `flag = true` if the operation identified by `request` is complete. In such a case, the status object is set to contain information on the completed operation. If the request is an active persistent request, it is marked as inactive. Any other type of request is deallocated and the request handle is set to `MPI_REQUEST_NULL`. The call returns `flag = false` if the operation identified by `request` is not complete. In this case, the value of the status object is undefined. `MPI_TEST` is a local operation.

The return status object for a receive operation carries information that can be accessed as described in Section 3.2.5. The status object for a send operation carries information that can be accessed by a call to `MPI_TEST_CANCELLED` (see Section 3.8).

One is allowed to call `MPI_TEST` with a null or inactive `request` argument. In such a case the operation returns with `flag = true` and empty `status`.

The functions `MPI_WAIT` and `MPI_TEST` can be used to complete both sends and receives.

Advice to users. The use of the nonblocking `MPI_TEST` call allows the user to schedule alternative activities within a single thread of execution. An event-driven thread scheduler can be emulated with periodic calls to `MPI_TEST`. (*End of advice to users.*)

Example 3.11 Simple usage of nonblocking operations and `MPI_WAIT`.

```

39 CALL MPI_COMM_RANK(comm, rank, ierr)
40 IF (rank.EQ.0) THEN
41     CALL MPI_ISEND(a(1), 10, MPI_REAL, 1, tag, comm, request, ierr)
42     **** do some computation to mask latency ****
43     CALL MPI_WAIT(request, status, ierr)
44 ELSE IF (rank.EQ.1) THEN
45     CALL MPI_Irecv(a(1), 15, MPI_REAL, 0, tag, comm, request, ierr)
46     **** do some computation to mask latency ****
47     CALL MPI_WAIT(request, status, ierr)
48 END IF

```

A request object can be deallocated without waiting for the associated communication to complete, by using the following operation.

```
MPI_REQUEST_FREE(request)
```

```
    INOUT    request                communication request (handle)
```

```
int MPI_Request_free(MPI_Request *request)
```

```
MPI_Request_free(request, ierror) BIND(C)
    TYPE(MPI_Request), INTENT(INOUT) :: request
    INTEGER, OPTIONAL, INTENT(OUT) :: ierror
```

```
MPI_REQUEST_FREE(REQUEST, IERROR)
```

```
    INTEGER REQUEST, IERROR
```

Mark the request object for deallocation and set `request` to `MPI_REQUEST_NULL`. An ongoing communication that is associated with the request will be allowed to complete. The request will be deallocated only after its completion.

Rationale. The `MPI_REQUEST_FREE` mechanism is provided for reasons of performance and convenience on the sending side. (*End of rationale.*)

Advice to users. Once a request is freed by a call to `MPI_REQUEST_FREE`, it is not possible to check for the successful completion of the associated communication with calls to `MPI_WAIT` or `MPI_TEST`. Also, if an error occurs subsequently during the communication, an error code cannot be returned to the user — such an error must be treated as fatal. An active receive request should never be freed as the receiver will have no way to verify that the receive has completed and the receive buffer can be reused. (*End of advice to users.*)

Example 3.12 An example using `MPI_REQUEST_FREE`.

```
CALL MPI_COMM_RANK(MPI_COMM_WORLD, rank, ierr)
IF (rank.EQ.0) THEN
    DO i=1, n
        CALL MPI_ISEND(outval, 1, MPI_REAL, 1, 0, MPI_COMM_WORLD, req, ierr)
        CALL MPI_REQUEST_FREE(req, ierr)
        CALL MPI_IRecv(inval, 1, MPI_REAL, 1, 0, MPI_COMM_WORLD, req, ierr)
        CALL MPI_WAIT(req, status, ierr)
    END DO
ELSE IF (rank.EQ.1) THEN
    CALL MPI_IRecv(inval, 1, MPI_REAL, 0, 0, MPI_COMM_WORLD, req, ierr)
    CALL MPI_WAIT(req, status, ierr)
    DO I=1, n-1
        CALL MPI_ISEND(outval, 1, MPI_REAL, 0, 0, MPI_COMM_WORLD, req, ierr)
        CALL MPI_REQUEST_FREE(req, ierr)
        CALL MPI_IRecv(inval, 1, MPI_REAL, 0, 0, MPI_COMM_WORLD, req, ierr)
        CALL MPI_WAIT(req, status, ierr)
    END DO
END IF
```

```

1     END DO
2     CALL MPI_ISEND(outval, 1, MPI_REAL, 0, 0, MPI_COMM_WORLD, req, ierr)
3     CALL MPI_WAIT(req, status, ierr)
4 END IF

```

3.7.4 Semantics of Nonblocking Communications

The semantics of nonblocking communication is defined by suitably extending the definitions in Section 3.5.

Order Nonblocking communication operations are ordered according to the execution order of the calls that initiate the communication. The non-overtaking requirement of Section 3.5 is extended to nonblocking communication, with this definition of order being used.

Example 3.13 Message ordering for nonblocking operations.

```

16 CALL MPI_COMM_RANK(comm, rank, ierr)
17 IF (RANK.EQ.0) THEN
18     CALL MPI_ISEND(a, 1, MPI_REAL, 1, 0, comm, r1, ierr)
19     CALL MPI_ISEND(b, 1, MPI_REAL, 1, 0, comm, r2, ierr)
20 ELSE IF (rank.EQ.1) THEN
21     CALL MPI_IRECV(a, 1, MPI_REAL, 0, MPI_ANY_TAG, comm, r1, ierr)
22     CALL MPI_IRECV(b, 1, MPI_REAL, 0, 0, comm, r2, ierr)
23 END IF
24 CALL MPI_WAIT(r1, status, ierr)
25 CALL MPI_WAIT(r2, status, ierr)

```

The first send of process zero will match the first receive of process one, even if both messages are sent before process one executes either receive.

Progress A call to MPI_WAIT that completes a receive will eventually terminate and return if a matching send has been started, unless the send is satisfied by another receive. In particular, if the matching send is nonblocking, then the receive should complete even if no call is executed by the sender to complete the send. Similarly, a call to MPI_WAIT that completes a send will eventually return if a matching receive has been started, unless the receive is satisfied by another send, and even if no call is executed to complete the receive.

Example 3.14 An illustration of progress semantics.

```

38 CALL MPI_COMM_RANK(comm, rank, ierr)
39 IF (RANK.EQ.0) THEN
40     CALL MPI_SSEND(a, 1, MPI_REAL, 1, 0, comm, ierr)
41     CALL MPI_SEND(b, 1, MPI_REAL, 1, 1, comm, ierr)
42 ELSE IF (rank.EQ.1) THEN
43     CALL MPI_IRECV(a, 1, MPI_REAL, 0, 0, comm, r, ierr)
44     CALL MPI_RECV(b, 1, MPI_REAL, 0, 1, comm, status, ierr)
45     CALL MPI_WAIT(r, status, ierr)
46 END IF

```

This code should not deadlock in a correct MPI implementation. The first synchronous send of process zero must complete after process one posts the matching (nonblocking) receive even if process one has not yet reached the completing wait call. Thus, process zero will continue and execute the second send, allowing process one to complete execution.

If an MPI_TEST that completes a receive is repeatedly called with the same arguments, and a matching send has been started, then the call will eventually return `flag = true`, unless the send is satisfied by another receive. If an MPI_TEST that completes a send is repeatedly called with the same arguments, and a matching receive has been started, then the call will eventually return `flag = true`, unless the receive is satisfied by another send.

3.7.5 Multiple Completions

It is convenient to be able to wait for the completion of any, some, or all the operations in a list, rather than having to wait for a specific message. A call to MPI_WAITANY or MPI_TESTANY can be used to wait for the completion of one out of several operations. A call to MPI_WAITALL or MPI_TESTALL can be used to wait for all pending operations in a list. A call to MPI_WAIT SOME or MPI_TEST SOME can be used to complete all enabled operations in a list.

MPI_WAITANY (count, array_of_requests, index, status)

IN	count	list length (non-negative integer)
INOUT	array_of_requests	array of requests (array of handles)
OUT	index	index of handle for operation that completed (integer)
OUT	status	status object (Status)

```
int MPI_Waitany(int count, MPI_Request array_of_requests[], int *index,
               MPI_Status *status)
```

```
MPI_Waitany(count, array_of_requests, index, status, ierror) BIND(C)
  INTEGER, INTENT(IN) :: count
  TYPE(MPI_Request), INTENT(INOUT) :: array_of_requests(count)
  INTEGER, INTENT(OUT) :: index
  TYPE(MPI_Status) :: status
  INTEGER, OPTIONAL, INTENT(OUT) :: ierror
```

```
MPI_WAITANY(COUNT, ARRAY_OF_REQUESTS, INDEX, STATUS, IERROR)
  INTEGER COUNT, ARRAY_OF_REQUESTS(*), INDEX, STATUS(MPI_STATUS_SIZE),
  IERROR
```

Blocks until one of the operations associated with the active requests in the array has completed. If more than one operation is enabled and can terminate, one is arbitrarily chosen. Returns in `index` the index of that request in the array and returns in `status` the status of the completing operation. (The array is indexed from zero in C, and from one in Fortran.) If the request is an active persistent request, it is marked inactive. Any other type of request is deallocated and the request handle is set to `MPI_REQUEST_NULL`.

The `array_of_requests` list may contain null or inactive handles. If the list contains no active handles (list has length zero or all entries are null or inactive), then the call returns

1 immediately with `index = MPI_UNDEFINED`, and an empty status.

2 The execution of `MPI_WAITANY(count, array_of_requests, index, status)` has the same
 3 effect as the execution of `MPI_WAIT(&array_of_requests[i], status)`, where `i` is the value
 4 returned by `index` (unless the value of `index` is `MPI_UNDEFINED`). `MPI_WAITANY` with an
 5 array containing one active entry is equivalent to `MPI_WAIT`.

6
 7
 8 `MPI_TESTANY(count, array_of_requests, index, flag, status)`

9	IN	count	list length (non-negative integer)
10	INOUT	array_of_requests	array of requests (array of handles)
11	OUT	index	index of operation that completed, or
12			<code>MPI_UNDEFINED</code> if none completed (integer)
13			
14	OUT	flag	true if one of the operations is complete (logical)
15	OUT	status	status object (Status)
16			

17
 18 `int MPI_Testany(int count, MPI_Request array_of_requests[], int *index,`
 19 `int *flag, MPI_Status *status)`

20 `MPI_Testany(count, array_of_requests, index, flag, status, ierror) BIND(C)`
 21 `INTEGER, INTENT(IN) :: count`
 22 `TYPE(MPI_Request), INTENT(INOUT) :: array_of_requests(count)`
 23 `INTEGER, INTENT(OUT) :: index`
 24 `LOGICAL, INTENT(OUT) :: flag`
 25 `TYPE(MPI_Status) :: status`
 26 `INTEGER, OPTIONAL, INTENT(OUT) :: ierror`

27
 28 `MPI_TESTANY(COUNT, ARRAY_OF_REQUESTS, INDEX, FLAG, STATUS, IERROR)`
 29 `LOGICAL FLAG`
 30 `INTEGER COUNT, ARRAY_OF_REQUESTS(*), INDEX, STATUS(MPI_STATUS_SIZE),`
 31 `IERROR`

32 Tests for completion of either one or none of the operations associated with active
 33 handles. In the former case, it returns `flag = true`, returns in `index` the index of this request
 34 in the array, and returns in `status` the status of that operation. If the request is an active
 35 persistent request, it is marked as inactive. Any other type of request is deallocated and
 36 the handle is set to `MPI_REQUEST_NULL`. (The array is indexed from zero in C, and from
 37 one in Fortran.) In the latter case (no operation completed), it returns `flag = false`, returns
 38 a value of `MPI_UNDEFINED` in `index` and `status` is undefined.

39 The array may contain null or inactive handles. If the array contains no active handles
 40 then the call returns immediately with `flag = true`, `index = MPI_UNDEFINED`, and an empty
 41 status.

42 If the array of requests contains active handles then the execution of
 43 `MPI_TESTANY(count, array_of_requests, index, status)` has the same effect as the execution
 44 of `MPI_TEST(&array_of_requests[i], flag, status)`, for `i=0, 1, ..., count-1`, in some arbitrary
 45 order, until one call returns `flag = true`, or all fail. In the former case, `index` is set to the
 46 last value of `i`, and in the latter case, it is set to `MPI_UNDEFINED`. `MPI_TESTANY` with an
 47 array containing one active entry is equivalent to `MPI_TEST`.

48


```

MPI_WAITALL( count, array_of_requests, array_of_statuses) 1
    IN      count                lists length (non-negative integer) 2
    INOUT   array_of_requests    array of requests (array of handles) 3
    OUT     array_of_statuses     array of status objects (array of Status) 4
                                                5
                                                6
int MPI_Waitall(int count, MPI_Request array_of_requests[], 7
                MPI_Status array_of_statuses[]) 8
                                                9
MPI_Waitall(count, array_of_requests, array_of_statuses, ierror) BIND(C) 10
    INTEGER, INTENT(IN) :: count 11
    TYPE(MPI_Request), INTENT(INOUT) :: array_of_requests(count) 12
    TYPE(MPI_Status) :: array_of_statuses(*) 13
    INTEGER, OPTIONAL, INTENT(OUT) :: ierror 14
                                                15
MPI_WAITALL(COUNT, ARRAY_OF_REQUESTS, ARRAY_OF_STATUSES, IERROR) 16
    INTEGER COUNT, ARRAY_OF_REQUESTS(*) 17
    INTEGER ARRAY_OF_STATUSES(MPI_STATUS_SIZE,*), IERROR 18

```

Blocks until all communication operations associated with active handles in the list complete, and return the status of all these operations (this includes the case where no handle in the list is active). Both arrays have the same number of valid entries. The *i*-th entry in `array_of_statuses` is set to the return status of the *i*-th operation. Active persistent requests are marked inactive. Requests of any other type are deallocated and the corresponding handles in the array are set to `MPI_REQUEST_NULL`. The list may contain null or inactive handles. The call sets to empty the status of each such entry.

The error-free execution of `MPI_WAITALL(count, array_of_requests, array_of_statuses)` has the same effect as the execution of `MPI_WAIT(&array_of_request[i], &array_of_statuses[i])`, for $i=0, \dots, \text{count}-1$, in some arbitrary order. `MPI_WAITALL` with an array of length one is equivalent to `MPI_WAIT`.

When one or more of the communications completed by a call to `MPI_WAITALL` fail, it is desirable to return specific information on each communication. The function `MPI_WAITALL` will return in such case the error code `MPI_ERR_IN_STATUS` and will set the error field of each status to a specific error code. This code will be `MPI_SUCCESS`, if the specific communication completed; it will be another specific error code, if it failed; or it can be `MPI_ERR_PENDING` if it has neither failed nor completed. The function `MPI_WAITALL` will return `MPI_SUCCESS` if no request had an error, or will return another error code if it failed for other reasons (such as invalid arguments). In such cases, it will not update the error fields of the statuses.

Rationale. This design streamlines error handling in the application. The application code need only test the (single) function result to determine if an error has occurred. It needs to check each individual status only when an error occurred. (*End of rationale.*)

```

1 MPI_TESTALL(count, array_of_requests, flag, array_of_statuses)
2     IN      count                lists length (non-negative integer)
3
4     INOUT  array_of_requests     array of requests (array of handles)
5
6     OUT    flag                  (logical)
7
8     OUT    array_of_statuses     array of status objects (array of Status)
9
10
11 int MPI_Testall(int count, MPI_Request array_of_requests[], int *flag,
12                MPI_Status array_of_statuses[])
13
14 MPI_Testall(count, array_of_requests, flag, array_of_statuses, ierror)
15 BIND(C)
16     INTEGER, INTENT(IN) :: count
17     TYPE(MPI_Request), INTENT(INOUT) :: array_of_requests(count)
18     LOGICAL, INTENT(OUT) :: flag
19     TYPE(MPI_Status) :: array_of_statuses(*)
20     INTEGER, OPTIONAL, INTENT(OUT) :: ierror
21
22 MPI_TESTALL(COUNT, ARRAY_OF_REQUESTS, FLAG, ARRAY_OF_STATUSES, IERROR)
23     LOGICAL FLAG
24     INTEGER COUNT, ARRAY_OF_REQUESTS(*),
25     ARRAY_OF_STATUSES(MPI_STATUS_SIZE,*), IERROR

```

Returns `flag = true` if all communications associated with active handles in the array have completed (this includes the case where no handle in the list is active). In this case, each status entry that corresponds to an active request is set to the status of the corresponding operation. Active persistent requests are marked inactive. Requests of any other type are deallocated and the corresponding handles in the array are set to `MPI_REQUEST_NULL`. Each status entry that corresponds to a null or inactive handle is set to empty.

Otherwise, `flag = false` is returned, no request is modified and the values of the status entries are undefined. This is a local operation.

Errors that occurred during the execution of `MPI_TESTALL` are handled in the same manner as errors in `MPI_WAITALL`.

```

34
35 MPI_WAITSSOME(incount, array_of_requests, outcount, array_of_indices, array_of_statuses)
36
37     IN      incount                length of array_of_requests (non-negative integer)
38
39     INOUT  array_of_requests     array of requests (array of handles)
40
41     OUT    outcount              number of completed requests (integer)
42
43     OUT    array_of_indices       array of indices of operations that completed (array of
44                                     integers)
45
46     OUT    array_of_statuses     array of status objects for operations that completed
47                                     (array of Status)
48
49 int MPI_Waitssome(int incount, MPI_Request array_of_requests[],
50                 int *outcount, int array_of_indices[],

```

```

        MPI_Status array_of_statuses[])
1
MPI_Waitsome(incount, array_of_requests, outcount, array_of_indices,
2
            array_of_statuses, ierror) BIND(C)
3
    INTEGER, INTENT(IN) :: incount
4
    TYPE(MPI_Request), INTENT(INOUT) :: array_of_requests(incount)
5
    INTEGER, INTENT(OUT) :: outcount, array_of_indices(*)
6
    TYPE(MPI_Status) :: array_of_statuses(*)
7
    INTEGER, OPTIONAL, INTENT(OUT) :: ierror
8
MPI_WAIT SOME(INCOUNT, ARRAY_OF_REQUESTS, OUTCOUNT, ARRAY_OF_INDICES,
9
            ARRAY_OF_STATUSES, IERROR)
10
    INTEGER INCOUNT, ARRAY_OF_REQUESTS(*), OUTCOUNT, ARRAY_OF_INDICES(*),
11
    ARRAY_OF_STATUSES(MPI_STATUS_SIZE,*), IERROR
12
13
14

```

Waits until at least one of the operations associated with active handles in the list have completed. Returns in `outcount` the number of requests from the list `array_of_requests` that have completed. Returns in the first `outcount` locations of the array `array_of_indices` the indices of these operations (index within the array `array_of_requests`; the array is indexed from zero in C and from one in Fortran). Returns in the first `outcount` locations of the array `array_of_status` the status for these completed operations. Completed active persistent requests are marked as inactive. Any other type or request that completed is deallocated, and the associated handle is set to `MPI_REQUEST_NULL`.

If the list contains no active handles, then the call returns immediately with `outcount = MPI_UNDEFINED`.

When one or more of the communications completed by `MPI_WAIT SOME` fails, then it is desirable to return specific information on each communication. The arguments `outcount`, `array_of_indices` and `array_of_statuses` will be adjusted to indicate completion of all communications that have succeeded or failed. The call will return the error code `MPI_ERR_IN_STATUS` and the error field of each status returned will be set to indicate success or to indicate the specific error that occurred. The call will return `MPI_SUCCESS` if no request resulted in an error, and will return another error code if it failed for other reasons (such as invalid arguments). In such cases, it will not update the error fields of the statuses.

```

MPI_TEST SOME(incount, array_of_requests, outcount, array_of_indices, array_of_statuses)
35
36

```

IN	<code>incount</code>	length of <code>array_of_requests</code> (non-negative integer)	37
INOUT	<code>array_of_requests</code>	array of requests (array of handles)	38
OUT	<code>outcount</code>	number of completed requests (integer)	39
OUT	<code>array_of_indices</code>	array of indices of operations that completed (array of integers)	40
OUT	<code>array_of_statuses</code>	array of status objects for operations that completed (array of Status)	41

```

int MPI_Testsome(int incount, MPI_Request array_of_requests[],
                int *outcount, int array_of_indices[],
2

```

```

1      MPI_Status array_of_statuses[])
2
3  MPI_Testsome(incount, array_of_requests, outcount, array_of_indices,
4              array_of_statuses, ierror) BIND(C)
5      INTEGER, INTENT(IN) :: incount
6      TYPE(MPI_Request), INTENT(INOUT) :: array_of_requests(incount)
7      INTEGER, INTENT(OUT) :: outcount, array_of_indices(*)
8      TYPE(MPI_Status) :: array_of_statuses(*)
9      INTEGER, OPTIONAL, INTENT(OUT) :: ierror
10
11 MPI_TESTSOME(INCOUNT, ARRAY_OF_REQUESTS, OUTCOUNT, ARRAY_OF_INDICES,
12             ARRAY_OF_STATUSES, IERROR)
13     INTEGER INCOUNT, ARRAY_OF_REQUESTS(*), OUTCOUNT, ARRAY_OF_INDICES(*),
14     ARRAY_OF_STATUSES(MPI_STATUS_SIZE,*), IERROR

```

Behaves like `MPI_WAITSSOME`, except that it returns immediately. If no operation has completed it returns `outcount = 0`. If there is no active handle in the list it returns `outcount = MPI_UNDEFINED`.

`MPI_TESTSSOME` is a local operation, which returns immediately, whereas `MPI_WAITSSOME` will block until a communication completes, if it was passed a list that contains at least one active handle. Both calls fulfill a *fairness* requirement: If a request for a receive repeatedly appears in a list of requests passed to `MPI_WAITSSOME` or `MPI_TESTSSOME`, and a matching send has been posted, then the receive will eventually succeed, unless the send is satisfied by another receive; and similarly for send requests.

Errors that occur during the execution of `MPI_TESTSSOME` are handled as for `MPI_WAITSSOME`.

Advice to users. The use of `MPI_TESTSSOME` is likely to be more efficient than the use of `MPI_TESTANY`. The former returns information on all completed communications, with the latter, a new call is required for each communication that completes.

A server with multiple clients can use `MPI_WAITSSOME` so as not to starve any client. Clients send messages to the server with service requests. The server calls `MPI_WAITSSOME` with one receive request for each client, and then handles all receives that completed. If a call to `MPI_WAITANY` is used instead, then one client could starve while requests from another client always sneak in first. (*End of advice to users.*)

Advice to implementors. `MPI_TESTSSOME` should complete as many pending communications as possible. (*End of advice to implementors.*)

Example 3.15 Client-server code (starvation can occur).

```

41
42 CALL MPI_COMM_SIZE(comm, size, ierr)
43 CALL MPI_COMM_RANK(comm, rank, ierr)
44 IF(rank .GT. 0) THEN          ! client code
45     DO WHILE(.TRUE.)
46         CALL MPI_ISEND(a, n, MPI_REAL, 0, tag, comm, request, ierr)
47         CALL MPI_WAIT(request, status, ierr)
48     END DO

```

```

ELSE          ! rank=0 -- server code
DO i=1, size-1
CALL MPI_Irecv(a(1,i), n, MPI_REAL, i, tag,
               comm, request_list(i), ierr)
END DO
DO WHILE(.TRUE.)
CALL MPI_WAITANY(size-1, request_list, index, status, ierr)
CALL DO_SERVICE(a(1,index)) ! handle one message
CALL MPI_Irecv(a(1, index), n, MPI_REAL, index, tag,
               comm, request_list(index), ierr)
END DO
END IF

```

Example 3.16 Same code, using MPI_WAITSSOME.

```

CALL MPI_COMM_SIZE(comm, size, ierr)
CALL MPI_COMM_RANK(comm, rank, ierr)
IF(rank .GT. 0) THEN          ! client code
DO WHILE(.TRUE.)
CALL MPI_Isend(a, n, MPI_REAL, 0, tag, comm, request, ierr)
CALL MPI_WAIT(request, status, ierr)
END DO
ELSE          ! rank=0 -- server code
DO i=1, size-1
CALL MPI_Irecv(a(1,i), n, MPI_REAL, i, tag,
               comm, request_list(i), ierr)
END DO
DO WHILE(.TRUE.)
CALL MPI_WAITSSOME(size, request_list, numdone,
                  indices, statuses, ierr)
DO i=1, numdone
CALL DO_SERVICE(a(1, indices(i)))
CALL MPI_Irecv(a(1, indices(i)), n, MPI_REAL, 0, tag,
               comm, request_list(indices(i)), ierr)
END DO
END DO
END IF

```

3.7.6 Non-destructive Test of status

This call is useful for accessing the information associated with a request, without freeing the request (in case the user is expected to access it later). It allows one to layer libraries more conveniently, since multiple layers of software may access the same completed request and extract from it the status information.

```

1 MPI_REQUEST_GET_STATUS( request, flag, status )
2     IN      request          request (handle)
3
4     OUT    flag              boolean flag, same as from MPI_TEST (logical)
5
6     OUT    status            status object if flag is true (Status)

```

```

7 int MPI_Request_get_status(MPI_Request request, int *flag,
8     MPI_Status *status)

```

```

9
10 MPI_Request_get_status(request, flag, status, ierror) BIND(C)
11     TYPE(MPI_Request), INTENT(IN) :: request
12     LOGICAL, INTENT(OUT) :: flag
13     TYPE(MPI_Status) :: status
14     INTEGER, OPTIONAL, INTENT(OUT) :: ierror

```

```

15 MPI_REQUEST_GET_STATUS( REQUEST, FLAG, STATUS, IERROR)
16     INTEGER REQUEST, STATUS(MPI_STATUS_SIZE), IERROR
17     LOGICAL FLAG

```

Sets `flag=true` if the operation is complete, and, if so, returns in `status` the request status. However, unlike `test` or `wait`, it does not deallocate or inactivate the request; a subsequent call to `test`, `wait` or `free` should be executed with that request. It sets `flag=false` if the operation is not complete.

One is allowed to call `MPI_REQUEST_GET_STATUS` with a null or inactive request argument. In such a case the operation returns with `flag=true` and empty `status`.

3.8 Probe and Cancel

The `MPI_PROBE`, `MPI_IPROBE`, `MPI_MPROBE`, and `MPI_IMPROBE` operations allow incoming messages to be checked for, without actually receiving them. The user can then decide how to receive them, based on the information returned by the probe (basically, the information returned by `status`). In particular, the user may allocate memory for the receive buffer, according to the length of the probed message.

The `MPI_CANCEL` operation allows pending communications to be cancelled. This is required for cleanup. Posting a send or a receive ties up user resources (send or receive buffers), and a cancel may be needed to free these resources gracefully.

3.8.1 Probe

```

40 MPI_IPROBE(source, tag, comm, flag, status)
41
42     IN      source          rank of source or MPI_ANY_SOURCE (integer)
43
44     IN      tag              message tag or MPI_ANY_TAG (integer)
45
46     IN      comm             communicator (handle)
47
48     OUT    flag              (logical)
49
50     OUT    status            status object (Status)

```

```
int MPI_Iprobe(int source, int tag, MPI_Comm comm, int *flag,
               MPI_Status *status)
```

```
MPI_Iprobe(source, tag, comm, flag, status, ierror) BIND(C)
  INTEGER, INTENT(IN) :: source, tag
  TYPE(MPI_Comm), INTENT(IN) :: comm
  LOGICAL, INTENT(OUT) :: flag
  TYPE(MPI_Status) :: status
  INTEGER, OPTIONAL, INTENT(OUT) :: ierror
```

```
MPI_IPROBE(SOURCE, TAG, COMM, FLAG, STATUS, IERROR)
  LOGICAL FLAG
  INTEGER SOURCE, TAG, COMM, STATUS(MPI_STATUS_SIZE), IERROR
```

MPI_IPROBE(source, tag, comm, flag, status) returns flag = true if there is a message that can be received and that matches the pattern specified by the arguments source, tag, and comm. The call matches the same message that would have been received by a call to MPI_RECV(..., source, tag, comm, status) executed at the same point in the program, and returns in status the same value that would have been returned by MPI_RECV(). Otherwise, the call returns flag = false, and leaves status undefined.

If MPI_IPROBE returns flag = true, then the content of the status object can be subsequently accessed as described in Section 3.2.5 to find the source, tag and length of the probed message.

A subsequent receive executed with the same communicator, and the source and tag returned in status by MPI_IPROBE will receive the message that was matched by the probe, if no other intervening receive occurs after the probe, and the send is not successfully cancelled before the receive. If the receiving process is multithreaded, it is the user's responsibility to ensure that the last condition holds.

The source argument of MPI_PROBE can be MPI_ANY_SOURCE, and the tag argument can be MPI_ANY_TAG, so that one can probe for messages from an arbitrary source and/or with an arbitrary tag. However, a specific communication context must be provided with the comm argument.

It is not necessary to receive a message immediately after it has been probed for, and the same message may be probed for several times before it is received.

A probe with MPI_PROC_NULL as source returns flag = true, and the status object returns source = MPI_PROC_NULL, tag = MPI_ANY_TAG, and count = 0; see Section 3.11 on page 80.

```
MPI_PROBE(source, tag, comm, status)
```

IN	source	rank of source or MPI_ANY_SOURCE (integer)
IN	tag	message tag or MPI_ANY_TAG (integer)
IN	comm	communicator (handle)
OUT	status	status object (Status)

```
int MPI_Probe(int source, int tag, MPI_Comm comm, MPI_Status *status)
```

```
MPI_Probe(source, tag, comm, status, ierror) BIND(C)
```

```

1  INTEGER, INTENT(IN) :: source, tag
2  TYPE(MPI_Comm), INTENT(IN) :: comm
3  TYPE(MPI_Status) :: status
4  INTEGER, OPTIONAL, INTENT(OUT) :: ierror

```

```

5
6  MPI_PROBE(SOURCE, TAG, COMM, STATUS, IERROR)
7  INTEGER SOURCE, TAG, COMM, STATUS(MPI_STATUS_SIZE), IERROR

```

MPI_PROBE behaves like MPI_IPROBE except that it is a blocking call that returns only after a matching message has been found.

The MPI implementation of MPI_PROBE and MPI_IPROBE needs to guarantee progress: if a call to MPI_PROBE has been issued by a process, and a send that matches the probe has been initiated by some process, then the call to MPI_PROBE will return, unless the message is received by another concurrent receive operation (that is executed by another thread at the probing process). Similarly, if a process busy waits with MPI_IPROBE and a matching message has been issued, then the call to MPI_IPROBE will eventually return `flag = true` unless the message is received by another concurrent receive operation or matched by a concurrent matched probe.

Example 3.17

Use blocking probe to wait for an incoming message.

```

21
22  CALL MPI_COMM_RANK(comm, rank, ierr)
23  IF (rank.EQ.0) THEN
24      CALL MPI_SEND(i, 1, MPI_INTEGER, 2, 0, comm, ierr)
25  ELSE IF (rank.EQ.1) THEN
26      CALL MPI_SEND(x, 1, MPI_REAL, 2, 0, comm, ierr)
27  ELSE IF (rank.EQ.2) THEN
28      DO i=1, 2
29          CALL MPI_PROBE(MPI_ANY_SOURCE, 0,
30                          comm, status, ierr)
31          IF (status(MPI_SOURCE) .EQ. 0) THEN
32  100      CALL MPI_RECV(i, 1, MPI_INTEGER, 0, 0, comm, status, ierr)
33          ELSE
34  200      CALL MPI_RECV(x, 1, MPI_REAL, 1, 0, comm, status, ierr)
35          END IF
36      END DO
37  END IF

```

Each message is received with the right type.

Example 3.18 A similar program to the previous example, but now it has a problem.

```

41
42  CALL MPI_COMM_RANK(comm, rank, ierr)
43  IF (rank.EQ.0) THEN
44      CALL MPI_SEND(i, 1, MPI_INTEGER, 2, 0, comm, ierr)
45  ELSE IF (rank.EQ.1) THEN
46      CALL MPI_SEND(x, 1, MPI_REAL, 2, 0, comm, ierr)
47  ELSE IF (rank.EQ.2) THEN
48      DO i=1, 2

```



```

CALL MPI_PROBE(MPI_ANY_SOURCE, 0,                                1
               comm, status, ierr)                             2
IF (status(MPI_SOURCE) .EQ. 0) THEN                             3
100    CALL MPI_RECV(i, 1, MPI_INTEGER, MPI_ANY_SOURCE,        4
                   0, comm, status, ierr)                       5
ELSE                                                             6
200    CALL MPI_RECV(x, 1, MPI_REAL, MPI_ANY_SOURCE,          7
                   0, comm, status, ierr)                       8
END IF                                                           9
END DO                                                          10
END IF                                                          11

```

In Example 3.18, the two receive calls in statements labeled 100 and 200 in Example 3.17 slightly modified, using `MPI_ANY_SOURCE` as the source argument. The program is now incorrect: the receive operation may receive a message that is distinct from the message probed by the preceding call to `MPI_PROBE`.

Advice to users. In a multithreaded MPI program, `MPI_PROBE` and `MPI_Iprobe` might need special care. If a thread probes for a message and then immediately posts a matching receive, the receive may match a message other than that found by the probe since another thread could concurrently receive that original message [29]. `MPI_Mprobe` and `MPI_improbe` solve this problem by matching the incoming message so that it may only be received with `MPI_Mrecv` or `MPI_imrecv` on the corresponding message handle. (*End of advice to users.*)

Advice to implementors. A call to `MPI_PROBE(source, tag, comm, status)` will match the message that would have been received by a call to `MPI_RECV(..., source, tag, comm, status)` executed at the same point. Suppose that this message has source `s`, tag `t` and communicator `c`. If the tag argument in the probe call has value `MPI_ANY_TAG` then the message probed will be the earliest pending message from source `s` with communicator `c` and any tag; in any case, the message probed will be the earliest pending message from source `s` with tag `t` and communicator `c` (this is the message that would have been received, so as to preserve message order). This message continues as the earliest pending message from source `s` with tag `t` and communicator `c`, until it is received. A receive operation subsequent to the probe that uses the same communicator as the probe and uses the tag and source values returned by the probe, must receive this message, unless it has already been received by another receive operation. (*End of advice to implementors.*)

3.8.2 Matching Probe

The function `MPI_PROBE` checks for incoming messages without receiving them. Since the list of incoming messages is global among the threads of each MPI process, it can be hard to use this functionality in threaded environments [29, 26].

Like `MPI_PROBE` and `MPI_Iprobe`, the `MPI_Mprobe` and `MPI_improbe` operations allow incoming messages to be queried without actually receiving them, except that `MPI_Mprobe` and `MPI_improbe` provide a mechanism to receive the specific message that was matched regardless of other intervening probe or receive operations. This gives

the application an opportunity to decide how to receive the message, based on the information returned by the probe. In particular, the user may allocate memory for the receive buffer, according to the length of the probed message.

```
MPI_IMPROBE(source, tag, comm, flag, message, status)
```

IN	source	rank of source or MPI_ANY_SOURCE (integer)
IN	tag	message tag or MPI_ANY_TAG (integer)
IN	comm	communicator (handle)
OUT	flag	flag (logical)
OUT	message	returned message (handle)
OUT	status	status object (Status)

```
int MPI_Iprobe(int source, int tag, MPI_Comm comm, int *flag,
               MPI_Message *message, MPI_Status *status)
```

```
MPI_Iprobe(source, tag, comm, flag, message, status, ierror) BIND(C)
  INTEGER, INTENT(IN) :: source, tag
  TYPE(MPI_Comm), INTENT(IN) :: comm
  INTEGER, INTENT(OUT) :: flag
  TYPE(MPI_Message), INTENT(OUT) :: message
  TYPE(MPI_Status) :: status
  INTEGER, OPTIONAL, INTENT(OUT) :: ierror
```

```
MPI_IMPROBE(SOURCE, TAG, COMM, FLAG, MESSAGE, STATUS, IERROR)
  INTEGER SOURCE, TAG, COMM, FLAG, MESSAGE, STATUS(MPI_STATUS_SIZE),
  IERROR
```

`MPI_IMPROBE(source, tag, comm, flag, message, status)` returns `flag = true` if there is a message that can be received and that matches the pattern specified by the arguments `source`, `tag`, and `comm`. The call matches the same message that would have been received by a call to `MPI_RECV(..., source, tag, comm, status)` executed at the same point in the program and returns in `status` the same value that would have been returned by `MPI_RECV`. In addition, it returns in `message` a handle to the matched message. Otherwise, the call returns `flag = false`, and leaves `status` and `message` undefined.

A matched receive (`MPI_MRECV` or `MPI_IMRECV`) executed with the message handle will receive the message that was matched by the probe. Unlike `MPI_IPROBE`, no other probe or receive operation may match the message returned by `MPI_IMPROBE`. Each message returned by `MPI_IMPROBE` must be received with either `MPI_MRECV` or `MPI_IMRECV`.

The source argument of `MPI_IMPROBE` can be `MPI_ANY_SOURCE`, and the tag argument can be `MPI_ANY_TAG`, so that one can probe for messages from an arbitrary source and/or with an arbitrary tag. However, a specific communication context must be provided with the `comm` argument.

A synchronous send operation that is matched with `MPI_IMPROBE` or `MPI_MPROBE` will complete successfully only if both a matching receive is posted with `MPI_MRECV` or

MPI_IMRECV, and the receive operation has started to receive the message sent by the synchronous send.

There is a special predefined message: MPI_MESSAGE_NO_PROC, which is a message which has MPI_PROC_NULL as its source process. The predefined constant MPI_MESSAGE_NULL is the value used for invalid message handles.

A matching probe with MPI_PROC_NULL as source returns `flag = true`, `message = MPI_MESSAGE_NO_PROC`, and the status object returns `source = MPI_PROC_NULL`, `tag = MPI_ANY_TAG`, and `count = 0`; see Section 3.11. It is not necessary to call MPI_MRECV or MPI_IMRECV with MPI_MESSAGE_NO_PROC, but it is not erroneous to do so.

Rationale. MPI_MESSAGE_NO_PROC was chosen instead of MPI_MESSAGE_PROC_NULL to avoid possible confusion as another null handle constant. (*End of rationale.*)

MPI_MPROBE(source, tag, comm, message, status)

IN	source	rank of source or MPI_ANY_SOURCE (integer)
IN	tag	message tag or MPI_ANY_TAG (integer)
IN	comm	communicator (handle)
OUT	message	returned message (handle)
OUT	status	status object (Status)

```
int MPI_Mprobe(int source, int tag, MPI_Comm comm, MPI_Message *message,
               MPI_Status *status)
```

```
MPI_Mprobe(source, tag, comm, message, status, ierror) BIND(C)
```

```
  INTEGER, INTENT(IN) :: source, tag
  TYPE(MPI_Comm), INTENT(IN) :: comm
  TYPE(MPI_Message), INTENT(OUT) :: message
  TYPE(MPI_Status) :: status
  INTEGER, OPTIONAL, INTENT(OUT) :: ierror
```

```
MPI_MPROBE(SOURCE, TAG, COMM, MESSAGE, STATUS, IERROR)
  INTEGER SOURCE, TAG, COMM, MESSAGE, STATUS(MPI_STATUS_SIZE), IERROR
```

MPI_MPROBE behaves like MPI_IMPROBE except that it is a blocking call that returns only after a matching message has been found.

The implementation of MPI_MPROBE and MPI_IMPROBE needs to guarantee progress in the same way as in the case of MPI_PROBE and MPI_IPROBE.

3.8.3 Matched Receives

The functions MPI_MRECV and MPI_IMRECV receive messages that have been previously matched by a matching probe (Section 3.8.2).

```

1 MPI_MRECV(buf, count, datatype, message, status)
2     OUT    buf                initial address of receive buffer (choice)
3
4     IN     count              number of elements in receive buffer (non-negative in-
5                               teger)
6
7     IN     datatype           datatype of each receive buffer element (handle)
8     INOUT  message            message (handle)
9     OUT    status             status object (Status)

```

```

10
11 int MPI_Mrecv(void* buf, int count, MPI_Datatype datatype,
12              MPI_Message *message, MPI_Status *status)
13
14 MPI_Mrecv(buf, count, datatype, message, status, ierror) BIND(C)
15     TYPE(*), DIMENSION(..) :: buf
16     INTEGER, INTENT(IN) :: count
17     TYPE(MPI_Datatype), INTENT(IN) :: datatype
18     TYPE(MPI_Message), INTENT(INOUT) :: message
19     TYPE(MPI_Status) :: status
20     INTEGER, OPTIONAL, INTENT(OUT) :: ierror
21
22 MPI_MRECV(BUF, COUNT, DATATYPE, MESSAGE, STATUS, IERROR)
23     <type> BUF(*)
24     INTEGER COUNT, DATATYPE, MESSAGE, STATUS(MPI_STATUS_SIZE), IERROR

```

This call receives a message matched by a matching probe operation (Section 3.8.2).

The receive buffer consists of the storage containing `count` consecutive elements of the type specified by `datatype`, starting at address `buf`. The length of the received message must be less than or equal to the length of the receive buffer. An overflow error occurs if all incoming data does not fit, without truncation, into the receive buffer.

If the message is shorter than the receive buffer, then only those locations corresponding to the (shorter) message are modified.

On return from this function, the message handle is set to `MPI_MESSAGE_NULL`. All errors that occur during the execution of this operation are handled according to the error handler set for the communicator used in the matching probe call that produced the message handle.

If `MPI_MRECV` is called with `MPI_MESSAGE_NO_PROC` as the message argument, the call returns immediately with the status object set to `source = MPI_PROC_NULL`, `tag = MPI_ANY_TAG`, and `count = 0`, as if a receive from `MPI_PROC_NULL` was issued (see Section 3.11). A call to `MPI_MRECV` with `MPI_MESSAGE_NULL` is erroneous.

40
41
42
43
44
45
46
47
48

MPI_IMRECV(buf, count, datatype, message, request)			1
OUT	buf	initial address of receive buffer (choice)	2
IN	count	number of elements in receive buffer (non-negative integer)	3
			4
			5
IN	datatype	datatype of each receive buffer element (handle)	6
INOUT	message	message (handle)	7
OUT	request	communication request (handle)	8
			9

```
int MPI_Imrecv(void* buf, int count, MPI_Datatype datatype,
               MPI_Message *message, MPI_Request *request)

```

```
MPI_Imrecv(buf, count, datatype, message, request, ierror) BIND(C)
    TYPE(*), DIMENSION(..), ASYNCHRONOUS :: buf
    INTEGER, INTENT(IN) :: count
    TYPE(MPI_Datatype), INTENT(IN) :: datatype
    TYPE(MPI_Message), INTENT(INOUT) :: message
    TYPE(MPI_Request), INTENT(OUT) :: request
    INTEGER, OPTIONAL, INTENT(OUT) :: ierror

```

```
MPI_IMRECV(BUF, COUNT, DATATYPE, MESSAGE, REQUEST, IERROR)
    <type> BUF(*)
    INTEGER COUNT, DATATYPE, MESSAGE, REQUEST, IERROR

```

MPI_IMRECV is the nonblocking variant of MPI_MRECV and starts a nonblocking receive of a matched message. Completion semantics are similar to MPI_Irecv as described in Section 3.7.2. On return from this function, the message handle is set to MPI_MESSAGE_NULL.

If MPI_IMRECV is called with MPI_MESSAGE_NO_PROC as the message argument, the call returns immediately with a request object which, when completed, will yield a status object set to source = MPI_PROC_NULL, tag = MPI_ANY_TAG, and count = 0, as if a receive from MPI_PROC_NULL was issued (see Section 3.11). A call to MPI_IMRECV with MPI_MESSAGE_NULL is erroneous.

Advice to implementors. If reception of a matched message is started with MPI_IMRECV, then it is possible to cancel the returned request with MPI_CANCEL. If MPI_CANCEL succeeds, the matched message must be found by a subsequent message probe (MPI_PROBE, MPI_Iprobe, MPI_Mprobe, or MPI_Improbe), received by a subsequent receive operation or cancelled by the sender. See Section 3.8.4 for details about MPI_CANCEL. The cancellation of operations initiated with MPI_IMRECV may fail. (*End of advice to implementors.*)

3.8.4 Cancel

```
MPI_CANCEL(request)
    IN      request      communication request (handle)

```

```

1  int MPI_Cancel(MPI_Request *request)
2
3  MPI_Cancel(request, ierror) BIND(C)
4      TYPE(MPI_Request), INTENT(IN) :: request
5      INTEGER, OPTIONAL, INTENT(OUT) :: ierror
6
7  MPI_CANCEL(REQUEST, IERROR)
8      INTEGER REQUEST, IERROR

```

A call to `MPI_CANCEL` marks for cancellation a pending, nonblocking communication operation (send or receive). The cancel call is local. It returns immediately, possibly before the communication is actually cancelled. It is still necessary to call `MPI_REQUEST_FREE`, `MPI_WAIT` or `MPI_TEST` (or any of the derived operations) with the cancelled request as argument after the call to `MPI_CANCEL`. If a communication is marked for cancellation, then a `MPI_WAIT` call for that communication is guaranteed to return, irrespective of the activities of other processes (i.e., `MPI_WAIT` behaves as a local function); similarly if `MPI_TEST` is repeatedly called in a busy wait loop for a cancelled communication, then `MPI_TEST` will eventually be successful.

`MPI_CANCEL` can be used to cancel a communication that uses a persistent request (see Section 3.9), in the same way it is used for nonpersistent requests. A successful cancellation cancels the active communication, but not the request itself. After the call to `MPI_CANCEL` and the subsequent call to `MPI_WAIT` or `MPI_TEST`, the request becomes inactive and can be activated for a new communication.

The successful cancellation of a buffered send frees the buffer space occupied by the pending message.

Either the cancellation succeeds, or the communication succeeds, but not both. If a send is marked for cancellation, then it must be the case that either the send completes normally, in which case the message sent was received at the destination process, or that the send is successfully cancelled, in which case no part of the message was received at the destination. Then, any matching receive has to be satisfied by another send. If a receive is marked for cancellation, then it must be the case that either the receive completes normally, or that the receive is successfully cancelled, in which case no part of the receive buffer is altered. Then, any matching send has to be satisfied by another receive.

If the operation has been cancelled, then information to that effect will be returned in the status argument of the operation that completes the communication.

Rationale. Although the IN request handle parameter should not need to be passed by reference, the C binding has listed the argument type as `MPI_Request*` since MPI-1.0. This function signature therefore cannot be changed without breaking existing MPI applications. (*End of rationale.*)

```

41  MPI_TEST_CANCELLED(status, flag)
42
43      IN          status          status object (Status)
44      OUT         flag            (logical)
45
46  int MPI_Test_cancelled(const MPI_Status *status, int *flag)
47
48  MPI_Test_cancelled(status, flag, ierror) BIND(C)

```

```

TYPE(MPI_Status), INTENT(IN) :: status
LOGICAL, INTENT(OUT) :: flag
INTEGER, OPTIONAL, INTENT(OUT) :: ierror

MPI_TEST_CANCELLED(STATUS, FLAG, IERROR)
LOGICAL FLAG
INTEGER STATUS(MPI_STATUS_SIZE), IERROR

```

Returns `flag = true` if the communication associated with the status object was cancelled successfully. In such a case, all other fields of `status` (such as `count` or `tag`) are undefined. Returns `flag = false`, otherwise. If a receive operation might be cancelled then one should call `MPI_TEST_CANCELLED` first, to check whether the operation was cancelled, before checking on the other fields of the return status.

Advice to users. Cancel can be an expensive operation that should be used only exceptionally. (*End of advice to users.*)

Advice to implementors. If a send operation uses an “eager” protocol (data is transferred to the receiver before a matching receive is posted), then the cancellation of this send may require communication with the intended receiver in order to free allocated buffers. On some systems this may require an interrupt to the intended receiver. Note that, while communication may be needed to implement `MPI_CANCEL`, this is still a local operation, since its completion does not depend on the code executed by other processes. If processing is required on another process, this should be transparent to the application (hence the need for an interrupt and an interrupt handler). (*End of advice to implementors.*)

3.9 Persistent Communication Requests

Often a communication with the same argument list is repeatedly executed within the inner loop of a parallel computation. In such a situation, it may be possible to optimize the communication by binding the list of communication arguments to a *persistent* communication request once and, then, repeatedly using the request to initiate and complete messages. The persistent request thus created can be thought of as a communication port or a “half-channel.” It does not provide the full functionality of a conventional channel, since there is no binding of the send port to the receive port. This construct allows reduction of the overhead for communication between the process and communication controller, but not of the overhead for communication between one communication controller and another. It is not necessary that messages sent with a persistent request be received by a receive operation using a persistent request, or vice versa.

A persistent communication request is created using one of the five following calls. These calls involve no communication.

```

1 MPI_SEND_INIT(buf, count, datatype, dest, tag, comm, request)
2     IN      buf          initial address of send buffer (choice)
3
4     IN      count        number of elements sent (non-negative integer)
5
6     IN      datatype     type of each element (handle)
7
8     IN      dest         rank of destination (integer)
9
10    IN      tag          message tag (integer)
11
12    IN      comm         communicator (handle)
13
14    OUT     request      communication request (handle)
15
16 int MPI_Send_init(const void* buf, int count, MPI_Datatype datatype,
17                  int dest, int tag, MPI_Comm comm, MPI_Request *request)
18
19 MPI_Send_init(buf, count, datatype, dest, tag, comm, request, ierror)
20
21     BIND(C)
22     TYPE(*), DIMENSION(..), INTENT(IN), ASYNCHRONOUS :: buf
23     INTEGER, INTENT(IN) :: count, dest, tag
24     TYPE(MPI_Datatype), INTENT(IN) :: datatype
25     TYPE(MPI_Comm), INTENT(IN) :: comm
26     TYPE(MPI_Request), INTENT(OUT) :: request
27     INTEGER, OPTIONAL, INTENT(OUT) :: ierror
28
29 MPI_SEND_INIT(BUF, COUNT, DATATYPE, DEST, TAG, COMM, REQUEST, IERROR)
30
31     <type> BUF(*)
32     INTEGER COUNT, DATATYPE, DEST, TAG, COMM, REQUEST, IERROR
33
34     Creates a persistent communication request for a standard mode send operation, and
35     binds to it all the arguments of a send operation.
36
37
38
39
40
41
42
43
44
45
46 MPI_BSEND_INIT(buf, count, datatype, dest, tag, comm, request)
47
48     IN      buf          initial address of send buffer (choice)
49
50     IN      count        number of elements sent (non-negative integer)
51
52     IN      datatype     type of each element (handle)
53
54     IN      dest         rank of destination (integer)
55
56     IN      tag          message tag (integer)
57
58     IN      comm         communicator (handle)
59
60     OUT     request      communication request (handle)
61
62
63 int MPI_Bsend_init(const void* buf, int count, MPI_Datatype datatype,
64                  int dest, int tag, MPI_Comm comm, MPI_Request *request)
65
66 MPI_Bsend_init(buf, count, datatype, dest, tag, comm, request, ierror)
67
68     BIND(C)
69     TYPE(*), DIMENSION(..), INTENT(IN), ASYNCHRONOUS :: buf
70     INTEGER, INTENT(IN) :: count, dest, tag

```



```

1 MPI_RSEND_INIT(buf, count, datatype, dest, tag, comm, request)
2     IN      buf                initial address of send buffer (choice)
3
4     IN      count              number of elements sent (non-negative integer)
5
6     IN      datatype           type of each element (handle)
7
8     IN      dest               rank of destination (integer)
9
10    IN      tag                message tag (integer)
11
12    IN      comm               communicator (handle)
13
14    OUT     request            communication request (handle)
15
16 int MPI_Rsend_init(const void* buf, int count, MPI_Datatype datatype,
17                   int dest, int tag, MPI_Comm comm, MPI_Request *request)
18
19 MPI_Rsend_init(buf, count, datatype, dest, tag, comm, request, ierror)
20
21     BIND(C)
22     TYPE(*), DIMENSION(..), INTENT(IN), ASYNCHRONOUS :: buf
23     INTEGER, INTENT(IN) :: count, dest, tag
24     TYPE(MPI_Datatype), INTENT(IN) :: datatype
25     TYPE(MPI_Comm), INTENT(IN) :: comm
26     TYPE(MPI_Request), INTENT(OUT) :: request
27     INTEGER, OPTIONAL, INTENT(OUT) :: ierror
28
29 MPI_RSEND_INIT(BUF, COUNT, DATATYPE, DEST, TAG, COMM, REQUEST, IERROR)
30
31     <type> BUF(*)
32     INTEGER COUNT, DATATYPE, DEST, TAG, COMM, REQUEST, IERROR
33
34     Creates a persistent communication object for a ready mode send operation.
35
36 MPI_RECV_INIT(buf, count, datatype, source, tag, comm, request)
37
38     OUT     buf                initial address of receive buffer (choice)
39
40     IN      count              number of elements received (non-negative integer)
41
42     IN      datatype           type of each element (handle)
43
44     IN      source             rank of source or MPI_ANY_SOURCE (integer)
45
46     IN      tag                message tag or MPI_ANY_TAG (integer)
47
48     IN      comm               communicator (handle)
49
50     OUT     request            communication request (handle)
51
52 int MPI_Recv_init(void* buf, int count, MPI_Datatype datatype, int source,
53                  int tag, MPI_Comm comm, MPI_Request *request)
54
55 MPI_Recv_init(buf, count, datatype, source, tag, comm, request, ierror)
56
57     BIND(C)
58     TYPE(*), DIMENSION(..), ASYNCHRONOUS :: buf
59     INTEGER, INTENT(IN) :: count, source, tag
60     TYPE(MPI_Datatype), INTENT(IN) :: datatype

```

```

TYPE(MPI_Comm), INTENT(IN) :: comm
TYPE(MPI_Request), INTENT(OUT) :: request
INTEGER, OPTIONAL, INTENT(OUT) :: ierror
MPI_RECV_INIT(BUF, COUNT, DATATYPE, SOURCE, TAG, COMM, REQUEST, IERROR)
<type> BUF(*)
INTEGER COUNT, DATATYPE, SOURCE, TAG, COMM, REQUEST, IERROR
Creates a persistent communication request for a receive operation. The argument buf
is marked as OUT because the user gives permission to write on the receive buffer by passing
the argument to MPI_RECV_INIT.
A persistent communication request is inactive after it was created — no active com-
munication is attached to the request.
A communication (send or receive) that uses a persistent request is initiated by the
function MPI_START.
MPI_START(request)
INOUT request communication request (handle)
int MPI_Start(MPI_Request *request)
MPI_Start(request, ierror) BIND(C)
TYPE(MPI_Request), INTENT(INOUT) :: request
INTEGER, OPTIONAL, INTENT(OUT) :: ierror
MPI_START(REQUEST, IERROR)
INTEGER REQUEST, IERROR
The argument, request, is a handle returned by one of the previous five calls. The
associated request should be inactive. The request becomes active once the call is made.
If the request is for a send with ready mode, then a matching receive should be posted
before the call is made. The communication buffer should not be modified after the call,
and until the operation completes.
The call is local, with similar semantics to the nonblocking communication operations
described in Section 3.7. That is, a call to MPI_START with a request created by
MPI_SEND_INIT starts a communication in the same manner as a call to MPI_ISEND; a
call to MPI_START with a request created by MPI_BSEND_INIT starts a communication
in the same manner as a call to MPI_IBSEND; and so on.
MPI_STARTALL(count, array_of_requests)
IN count list length (non-negative integer)
INOUT array_of_requests array of requests (array of handle)
int MPI_Startall(int count, MPI_Request array_of_requests[])
MPI_Startall(count, array_of_requests, ierror) BIND(C)
INTEGER, INTENT(IN) :: count
TYPE(MPI_Request), INTENT(INOUT) :: array_of_requests(count)

```

```

1     INTEGER, OPTIONAL, INTENT(OUT) :: ierror
2
3     MPI_STARTALL(COUNT, ARRAY_OF_REQUESTS, IERROR)
4     INTEGER COUNT, ARRAY_OF_REQUESTS(*), IERROR

```

Start all communications associated with requests in `array_of_requests`. A call to `MPI_STARTALL(count, array_of_requests)` has the same effect as calls to `MPI_START (&array_of_requests[i])`, executed for $i=0, \dots, \text{count}-1$, in some arbitrary order.

A communication started with a call to `MPI_START` or `MPI_STARTALL` is completed by a call to `MPI_WAIT`, `MPI_TEST`, or one of the derived functions described in Section 3.7.5. The request becomes inactive after successful completion of such call. The request is not deallocated and it can be activated anew by an `MPI_START` or `MPI_STARTALL` call.

A persistent request is deallocated by a call to `MPI_REQUEST_FREE` (Section 3.7.3).

The call to `MPI_REQUEST_FREE` can occur at any point in the program after the persistent request was created. However, the request will be deallocated only after it becomes inactive. Active receive requests should not be freed. Otherwise, it will not be possible to check that the receive has completed. It is preferable, in general, to free requests when they are inactive. If this rule is followed, then the functions described in this section will be invoked in a sequence of the form, **Create (Start Complete)* Free** where $*$ indicates zero or more repetitions. If the same communication object is used in several concurrent threads, it is the user's responsibility to coordinate calls so that the correct sequence is obeyed.

A send operation initiated with `MPI_START` can be matched with any receive operation and, likewise, a receive operation initiated with `MPI_START` can receive messages generated by any send operation.

Advice to users. To prevent problems with the argument copying and register optimization done by Fortran compilers, please note the hints in Sections 17.1.10–17.1.20. (*End of advice to users.*)

3.10 Send-Receive

The *send-receive* operations combine in one call the sending of a message to one destination and the receiving of another message, from another process. The two (source and destination) are possibly the same. A send-receive operation is very useful for executing a shift operation across a chain of processes. If blocking sends and receives are used for such a shift, then one needs to order the sends and receives correctly (for example, even processes send, then receive, odd processes receive first, then send) so as to prevent cyclic dependencies that may lead to deadlock. When a send-receive operation is used, the communication subsystem takes care of these issues. The send-receive operation can be used in conjunction with the functions described in Chapter 7 in order to perform shifts on various logical topologies. Also, a send-receive operation is useful for implementing remote procedure calls.

A message sent by a send-receive operation can be received by a regular receive operation or probed by a probe operation; a send-receive operation can receive a message sent by a regular send operation.

```

MPI_SENDRECV(sendbuf, sendcount, sendtype, dest, sendtag, recvbuf, recvcount, recvtype,
              source, recvtag, comm, status)
1
2
3
4
5
6
7
8
9
10
11
12
13
14
15
16
17
18
19
20
21
22
23
24
25
26
27
28
29
30
31
32
33
34
35
36
37
38
39
40
41
42

```

IN	sendbuf	initial address of send buffer (choice)	3
IN	sendcount	number of elements in send buffer (non-negative integer)	4
IN	sendtype	type of elements in send buffer (handle)	5
IN	dest	rank of destination (integer)	6
IN	sendtag	send tag (integer)	7
OUT	recvbuf	initial address of receive buffer (choice)	8
IN	recvcount	number of elements in receive buffer (non-negative integer)	9
IN	recvtype	type of elements in receive buffer (handle)	10
IN	source	rank of source or MPI_ANY_SOURCE (integer)	11
IN	recvtag	receive tag or MPI_ANY_TAG (integer)	12
IN	comm	communicator (handle)	13
OUT	status	status object (Status)	14

```

int MPI_Sendrecv(const void *sendbuf, int sendcount, MPI_Datatype sendtype,
                 int dest, int sendtag, void *recvbuf, int recvcount,
                 MPI_Datatype recvtype, int source, int recvtag, MPI_Comm comm,
                 MPI_Status *status)
21
22
23
24
25
MPI_Sendrecv(sendbuf, sendcount, sendtype, dest, sendtag, recvbuf,
              recvcount, recvtype, source, recvtag, comm, status, ierror)
26
27
28
29
30
31
32
33
34
35
36
37
38
39
40
41
42

```

```

TYPE(*), DIMENSION(..), INTENT(IN) :: sendbuf
TYPE(*), DIMENSION(..) :: recvbuf
INTEGER, INTENT(IN) :: sendcount, dest, sendtag, recvcount, source,
recvtag
TYPE(MPI_Datatype), INTENT(IN) :: sendtype, recvtype
TYPE(MPI_Comm), INTENT(IN) :: comm
TYPE(MPI_Status) :: status
INTEGER, OPTIONAL, INTENT(OUT) :: ierror

```

```

MPI_SENDRECV(SENDBUF, SENDCOUNT, SENDTYPE, DEST, SENDTAG, RECVBUF,
              RECVCOUNT, RECVTYPE, SOURCE, RECVTAG, COMM, STATUS, IERROR)
43
44
45
46
47
48

```

Execute a blocking send and receive operation. Both send and receive use the same communicator, but possibly different tags. The send buffer and receive buffers must be disjoint, and may have different lengths and datatypes.

The semantics of a send-receive operation is what would be obtained if the caller forked two concurrent threads, one to execute the send, and one to execute the receive, followed by a join of these two threads.

```

1 MPI_SENDRECV_REPLACE(buf, count, datatype, dest, sendtag, source, recvtag, sta-
2     tus)
3     INOUT   buf           initial address of send and receive buffer (choice)
4     IN      count        number of elements in send and receive buffer (non-
5     negative integer)
6
7     IN      datatype     type of elements in send and receive buffer (handle)
8     IN      dest         rank of destination (integer)
9     IN      sendtag      send message tag (integer)
10    IN      source       rank of source or MPI_ANY_SOURCE (integer)
11    IN      recvtag      receive message tag or MPI_ANY_TAG (integer)
12    IN      comm         communicator (handle)
13
14    OUT     status       status object (Status)
15
16

```

```

17 int MPI_Sendrecv_replace(void* buf, int count, MPI_Datatype datatype,
18     int dest, int sendtag, int source, int recvtag, MPI_Comm comm,
19     MPI_Status *status)
20

```

```

21 MPI_Sendrecv_replace(buf, count, datatype, dest, sendtag, source, recvtag,
22     comm, status, ierror) BIND(C)
23     TYPE(*), DIMENSION(..) :: buf
24     INTEGER, INTENT(IN) :: count, dest, sendtag, source, recvtag
25     TYPE(MPI_Datatype), INTENT(IN) :: datatype
26     TYPE(MPI_Comm), INTENT(IN) :: comm
27     TYPE(MPI_Status) :: status
28     INTEGER, OPTIONAL, INTENT(OUT) :: ierror
29

```

```

30 MPI_SENDRECV_REPLACE(BUF, COUNT, DATATYPE, DEST, SENDTAG, SOURCE, RECVTAG,
31     COMM, STATUS, IERROR)
32     <type> BUF(*)
33     INTEGER COUNT, DATATYPE, DEST, SENDTAG, SOURCE, RECVTAG, COMM,
34     STATUS(MPI_STATUS_SIZE), IERROR
35

```

Execute a blocking send and receive. The same buffer is used both for the send and for the receive, so that the message sent is replaced by the message received.

Advice to implementors. Additional intermediate buffering is needed for the “replace” variant. (*End of advice to implementors.*)

3.11 Null Processes

In many instances, it is convenient to specify a “dummy” source or destination for communication. This simplifies the code that is needed for dealing with boundaries, for example, in the case of a non-circular shift done with calls to send-receive.

The special value `MPI_PROC_NULL` can be used instead of a rank wherever a source or a destination argument is required in a call. A communication with process `MPI_PROC_NULL` has no effect. A send to `MPI_PROC_NULL` succeeds and returns as soon as possible. A receive

from MPI_PROC_NULL succeeds and returns as soon as possible with no modifications to the receive buffer. When a receive with `source = MPI_PROC_NULL` is executed then the status object returns `source = MPI_PROC_NULL`, `tag = MPI_ANY_TAG` and `count = 0`. A probe or matching probe with `source = MPI_PROC_NULL` succeeds and returns as soon as possible, and the status object returns `source = MPI_PROC_NULL`, `tag = MPI_ANY_TAG` and `count = 0`. A matching probe (cf. Section 3.8.2) with `MPI_PROC_NULL` as source returns `flag = true`, `message = MPI_MESSAGE_NO_PROC`, and the status object returns `source = MPI_PROC_NULL`, `tag = MPI_ANY_TAG`, and `count = 0`.

1
2
3
4
5
6
7
8
9
10
11
12
13
14
15
16
17
18
19
20
21
22
23
24
25
26
27
28
29
30
31
32
33
34
35
36
37
38
39
40
41
42
43
44
45
46
47
48

1
2
3
4
5
6
7
8
9
10
11
12
13
14
15
16
17
18
19
20
21
22
23
24
25
26
27
28
29
30
31
32
33
34
35
36
37
38
39
40
41
42
43
44
45
46
47
48

Chapter 4

Datatypes

Basic datatypes were introduced in Section 3.2.2 on page 25 and in Section 3.3 on page 33. In this chapter, this model is extended to describe any data layout. We consider general datatypes that allow one to transfer efficiently heterogeneous and noncontiguous data. We conclude with the description of calls for explicit packing and unpacking of messages.

4.1 Derived Datatypes

Up to here, all point to point communications have involved only buffers containing a sequence of identical basic datatypes. This is too constraining on two accounts. One often wants to pass messages that contain values with different datatypes (e.g., an integer count, followed by a sequence of real numbers); and one often wants to send noncontiguous data (e.g., a sub-block of a matrix). One solution is to pack noncontiguous data into a contiguous buffer at the sender site and unpack it at the receiver site. This has the disadvantage of requiring additional memory-to-memory copy operations at both sites, even when the communication subsystem has scatter-gather capabilities. Instead, MPI provides mechanisms to specify more general, mixed, and noncontiguous communication buffers. It is up to the implementation to decide whether data should be first packed in a contiguous buffer before being transmitted, or whether it can be collected directly from where it resides.

The general mechanisms provided here allow one to transfer directly, without copying, objects of various shapes and sizes. It is not assumed that the MPI library is cognizant of the objects declared in the host language. Thus, if one wants to transfer a structure, or an array section, it will be necessary to provide in MPI a definition of a communication buffer that mimics the definition of the structure or array section in question. These facilities can be used by library designers to define communication functions that can transfer objects defined in the host language — by decoding their definitions as available in a symbol table or a dope vector. Such higher-level communication functions are not part of MPI.

More general communication buffers are specified by replacing the basic datatypes that have been used so far with derived datatypes that are constructed from basic datatypes using the constructors described in this section. These methods of constructing derived datatypes can be applied recursively.

A *general datatype* is an opaque object that specifies two things:

- A sequence of basic datatypes
- A sequence of integer (byte) displacements

The displacements are not required to be positive, distinct, or in increasing order. Therefore, the order of items need not coincide with their order in store, and an item may appear more than once. We call such a pair of sequences (or sequence of pairs) a *type map*. The sequence of basic datatypes (displacements ignored) is the *type signature* of the datatype.

Let

$$Typemap = \{(type_0, disp_0), \dots, (type_{n-1}, disp_{n-1})\},$$

be such a type map, where $type_i$ are basic types, and $disp_i$ are displacements. Let

$$Typesig = \{type_0, \dots, type_{n-1}\}$$

be the associated type signature. This type map, together with a base address `buf`, specifies a communication buffer: the communication buffer that consists of n entries, where the i -th entry is at address `buf + dispi` and has type $type_i$. A message assembled from such a communication buffer will consist of n values, of the types defined by *Typesig*.

Most datatype constructors have replication count or block length arguments. Allowed values are non-negative integers. If the value is zero, no elements are generated in the type map and there is no effect on datatype bounds or extent.

We can use a handle to a general datatype as an argument in a send or receive operation, instead of a basic datatype argument. The operation `MPI_SEND(buf, 1, datatype, ...)` will use the send buffer defined by the base address `buf` and the general datatype associated with `datatype`; it will generate a message with the type signature determined by the `datatype` argument. `MPI_RECV(buf, 1, datatype, ...)` will use the receive buffer defined by the base address `buf` and the general datatype associated with `datatype`.

General datatypes can be used in all send and receive operations. We discuss, in Section 4.1.11 on page 111, the case where the second argument `count` has value > 1 .

The basic datatypes presented in Section 3.2.2 are particular cases of a general datatype, and are predefined. Thus, `MPI_INT` is a predefined handle to a datatype with type map $\{(\text{int}, 0)\}$, with one entry of type `int` and displacement zero. The other basic datatypes are similar.

The *extent* of a datatype is defined to be the span from the first byte to the last byte occupied by entries in this datatype, rounded up to satisfy alignment requirements. That is, if

$$Typemap = \{(type_0, disp_0), \dots, (type_{n-1}, disp_{n-1})\},$$

then

$$\begin{aligned} lb(Typemap) &= \min_j disp_j, \\ ub(Typemap) &= \max_j (disp_j + \text{sizeof}(type_j)) + \epsilon, \text{ and} \\ extent(Typemap) &= ub(Typemap) - lb(Typemap). \end{aligned} \tag{4.1}$$

If $type_j$ requires alignment to a byte address that is a multiple of k_j , then ϵ is the least non-negative increment needed to round $extent(Typemap)$ to the next multiple of $\max_j k_j$. In Fortran, it is implementation dependent whether the MPI implementation computes the alignments k_j according to the alignments used by the compiler in common blocks, SEQUENCE derived types, BIND(C) derived types, or derived types that are neither SEQUENCE nor BIND(C). The complete definition of *extent* is given in Section 4.1.6 on page 103.

Example 4.1 Assume that $Type = \{(double, 0), (char, 8)\}$ (a `double` at displacement zero, followed by a `char` at displacement eight). Assume, furthermore, that doubles have to be strictly aligned at addresses that are multiples of eight. Then, the extent of this datatype is 16 (9 rounded to the next multiple of 8). A datatype that consists of a character immediately followed by a double will also have an extent of 16.

Rationale. The definition of extent is motivated by the assumption that the amount of padding added at the end of each structure in an array of structures is the least needed to fulfill alignment constraints. More explicit control of the extent is provided in Section 4.1.6. Such explicit control is needed in cases where the assumption does not hold, for example, where union types are used. In Fortran, structures can be expressed with several language features, e.g., common blocks, `SEQUENCE` derived types, or `BIND(C)` derived types. The compiler may use different alignments, and therefore, it is recommended to use `MPI_TYPE_CREATE_RESIZED` for arrays of structures if an alignment may cause an alignment-gap at the end of a structure as described in Section 4.1.6 on page 103 and in Section 17.1.15 on page 631. (*End of rationale.*)

4.1.1 Type Constructors with Explicit Addresses

In Fortran, the functions `MPI_TYPE_CREATE_HVECTOR`, `MPI_TYPE_CREATE_HINDEXED`, `MPI_TYPE_CREATE_HINDEXED_BLOCK`, `MPI_TYPE_CREATE_STRUCT`, and `MPI_GET_ADDRESS` accept arguments of type `INTEGER(KIND=MPI_ADDRESS_KIND)`, wherever arguments of type `MPI_Aint` are used in C. On Fortran 77 systems that do not support the Fortran 90 `KIND` notation, and where addresses are 64 bits whereas default `INTEGER`s are 32 bits, these arguments will be of type `INTEGER*8`.

4.1.2 Datatype Constructors

Contiguous The simplest datatype constructor is `MPI_TYPE_CONTIGUOUS` which allows replication of a datatype into contiguous locations.

`MPI_TYPE_CONTIGUOUS(count, oldtype, newtype)`

IN	count	replication count (non-negative integer)
IN	oldtype	old datatype (handle)
OUT	newtype	new datatype (handle)

```
int MPI_Type_contiguous(int count, MPI_Datatype oldtype,
                       MPI_Datatype *newtype)
```

```
MPI_Type_contiguous(count, oldtype, newtype, ierror) BIND(C)
  INTEGER, INTENT(IN) :: count
  TYPE(MPI_Datatype), INTENT(IN) :: oldtype
  TYPE(MPI_Datatype), INTENT(OUT) :: newtype
  INTEGER, OPTIONAL, INTENT(OUT) :: ierror
```

```
MPI_TYPE_CONTIGUOUS(COUNT, OLDTYPE, NEWTYPE, IERROR)
  INTEGER COUNT, OLDTYPE, NEWTYPE, IERROR
```

`newtype` is the datatype obtained by concatenating `count` copies of `oldtype`. Concatenation is defined using *extent* as the size of the concatenated copies.

Example 4.2 Let `oldtype` have type map $\{(\text{double}, 0), (\text{char}, 8)\}$, with extent 16, and let `count` = 3. The type map of the datatype returned by `newtype` is

$$\{(\text{double}, 0), (\text{char}, 8), (\text{double}, 16), (\text{char}, 24), (\text{double}, 32), (\text{char}, 40)\};$$

i.e., alternating `double` and `char` elements, with displacements 0, 8, 16, 24, 32, 40.

In general, assume that the type map of `oldtype` is

$$\{(type_0, disp_0), \dots, (type_{n-1}, disp_{n-1})\},$$

with extent *ex*. Then `newtype` has a type map with `count` · *n* entries defined by:

$$\{(type_0, disp_0), \dots, (type_{n-1}, disp_{n-1}), (type_0, disp_0 + ex), \dots, (type_{n-1}, disp_{n-1} + ex), \\ \dots, (type_0, disp_0 + ex \cdot (\text{count} - 1)), \dots, (type_{n-1}, disp_{n-1} + ex \cdot (\text{count} - 1))\}.$$

Vector The function `MPI_TYPE_VECTOR` is a more general constructor that allows replication of a datatype into locations that consist of equally spaced blocks. Each block is obtained by concatenating the same number of copies of the old datatype. The spacing between blocks is a multiple of the extent of the old datatype.

`MPI_TYPE_VECTOR(count, blocklength, stride, oldtype, newtype)`

IN	<code>count</code>	number of blocks (non-negative integer)
IN	<code>blocklength</code>	number of elements in each block (non-negative integer)
IN	<code>stride</code>	number of elements between start of each block (integer)
IN	<code>oldtype</code>	old datatype (handle)
OUT	<code>newtype</code>	new datatype (handle)

```
int MPI_Type_vector(int count, int blocklength, int stride,
                   MPI_Datatype oldtype, MPI_Datatype *newtype)
```

```
MPI_Type_vector(count, blocklength, stride, oldtype, newtype, ierror)
               BIND(C)
```

```
INTEGER, INTENT(IN) :: count, blocklength, stride
TYPE(MPI_Datatype), INTENT(IN) :: oldtype
TYPE(MPI_Datatype), INTENT(OUT) :: newtype
INTEGER, OPTIONAL, INTENT(OUT) :: ierror
```

```
MPI_TYPE_VECTOR(COUNT, BLOCKLENGTH, STRIDE, OLDTYPE, NEWTYPE, IERROR)
               INTEGER COUNT, BLOCKLENGTH, STRIDE, OLDTYPE, NEWTYPE, IERROR
```

Example 4.3 Assume, again, that `oldtype` has type map $\{(\text{double}, 0), (\text{char}, 8)\}$, with extent 16. A call to `MPI_TYPE_VECTOR(2, 3, 4, oldtype, newtype)` will create the datatype with type map,

$$\{(\text{double}, 0), (\text{char}, 8), (\text{double}, 16), (\text{char}, 24), (\text{double}, 32), (\text{char}, 40), (\text{double}, 64), (\text{char}, 72), (\text{double}, 80), (\text{char}, 88), (\text{double}, 96), (\text{char}, 104)\}.$$

That is, two blocks with three copies each of the old type, with a stride of 4 elements ($4 \cdot 16$ bytes) between the the start of each block.

Example 4.4 A call to `MPI_TYPE_VECTOR(3, 1, -2, oldtype, newtype)` will create the datatype,

$$\{(\text{double}, 0), (\text{char}, 8), (\text{double}, -32), (\text{char}, -24), (\text{double}, -64), (\text{char}, -56)\}.$$

In general, assume that `oldtype` has type map,

$$\{(type_0, disp_0), \dots, (type_{n-1}, disp_{n-1})\},$$

with extent ex . Let `bl` be the `blocklength`. The newly created datatype has a type map with $\text{count} \cdot \text{bl} \cdot n$ entries:

$$\begin{aligned} &\{(type_0, disp_0), \dots, (type_{n-1}, disp_{n-1}), \\ &(type_0, disp_0 + ex), \dots, (type_{n-1}, disp_{n-1} + ex), \dots, \\ &(type_0, disp_0 + (\text{bl} - 1) \cdot ex), \dots, (type_{n-1}, disp_{n-1} + (\text{bl} - 1) \cdot ex), \\ &(type_0, disp_0 + \text{stride} \cdot ex), \dots, (type_{n-1}, disp_{n-1} + \text{stride} \cdot ex), \dots, \\ &(type_0, disp_0 + (\text{stride} + \text{bl} - 1) \cdot ex), \dots, (type_{n-1}, disp_{n-1} + (\text{stride} + \text{bl} - 1) \cdot ex), \dots, \\ &(type_0, disp_0 + \text{stride} \cdot (\text{count} - 1) \cdot ex), \dots, \\ &(type_{n-1}, disp_{n-1} + \text{stride} \cdot (\text{count} - 1) \cdot ex), \dots, \\ &(type_0, disp_0 + (\text{stride} \cdot (\text{count} - 1) + \text{bl} - 1) \cdot ex), \dots, \\ &(type_{n-1}, disp_{n-1} + (\text{stride} \cdot (\text{count} - 1) + \text{bl} - 1) \cdot ex)\}. \end{aligned}$$

A call to `MPI_TYPE_CONTIGUOUS(count, oldtype, newtype)` is equivalent to a call to `MPI_TYPE_VECTOR(count, 1, 1, oldtype, newtype)`, or to a call to `MPI_TYPE_VECTOR(1, count, n, oldtype, newtype)`, n arbitrary.

Hvector The function `MPI_TYPE_CREATE_HVECTOR` is identical to `MPI_TYPE_VECTOR`, except that `stride` is given in bytes, rather than in elements. The use for both types of vector constructors is illustrated in Section 4.1.14. (H stands for “heterogeneous”).

`MPI_TYPE_CREATE_HVECTOR(count, blocklength, stride, oldtype, newtype)`

IN	count	number of blocks (non-negative integer)
IN	blocklength	number of elements in each block (non-negative integer)
IN	stride	number of bytes between start of each block (integer)
IN	oldtype	old datatype (handle)
OUT	newtype	new datatype (handle)

```
int MPI_Type_create_hvector(int count, int blocklength, MPI_Aint stride,
MPI_Datatype oldtype, MPI_Datatype *newtype)
```

```
MPI_Type_create_hvector(count, blocklength, stride, oldtype, newtype,
ierror) BIND(C)
```

```
INTEGER, INTENT(IN) :: count, blocklength
INTEGER(KIND=MPI_ADDRESS_KIND), INTENT(IN) :: stride
TYPE(MPI_Datatype), INTENT(IN) :: oldtype
TYPE(MPI_Datatype), INTENT(OUT) :: newtype
INTEGER, OPTIONAL, INTENT(OUT) :: ierror
```

```
MPI_TYPE_CREATE_HVECTOR(COUNT, BLOCKLENGTH, STRIDE, OLDTYPE, NEWTYPE,
IERROR)
```

```
INTEGER COUNT, BLOCKLENGTH, OLDTYPE, NEWTYPE, IERROR
INTEGER(KIND=MPI_ADDRESS_KIND) STRIDE
```

Assume that `oldtype` has type map,

$$\{(type_0, disp_0), \dots, (type_{n-1}, disp_{n-1})\},$$

with extent ex . Let bl be the `blocklength`. The newly created datatype has a type map with $count \cdot bl \cdot n$ entries:

$$\begin{aligned} &\{(type_0, disp_0), \dots, (type_{n-1}, disp_{n-1}), \\ &(type_0, disp_0 + ex), \dots, (type_{n-1}, disp_{n-1} + ex), \dots, \\ &(type_0, disp_0 + (bl - 1) \cdot ex), \dots, (type_{n-1}, disp_{n-1} + (bl - 1) \cdot ex), \\ &(type_0, disp_0 + stride), \dots, (type_{n-1}, disp_{n-1} + stride), \dots, \\ &(type_0, disp_0 + stride + (bl - 1) \cdot ex), \dots, \\ &(type_{n-1}, disp_{n-1} + stride + (bl - 1) \cdot ex), \dots, \\ &(type_0, disp_0 + stride \cdot (count - 1)), \dots, (type_{n-1}, disp_{n-1} + stride \cdot (count - 1)), \dots, \\ &(type_0, disp_0 + stride \cdot (count - 1) + (bl - 1) \cdot ex), \dots, \\ &(type_{n-1}, disp_{n-1} + stride \cdot (count - 1) + (bl - 1) \cdot ex)\}. \end{aligned}$$

Indexed The function `MPI_TYPE_INDEXED` allows replication of an old datatype into a sequence of blocks (each block is a concatenation of the old datatype), where each block can contain a different number of copies and have a different displacement. All block displacements are multiples of the old type extent.

`MPI_TYPE_INDEXED(count, array_of_blocklengths, array_of_displacements, oldtype, newtype)`

IN	count	number of blocks — also number of entries in <code>array_of_displacements</code> and <code>array_of_blocklengths</code> (non-negative integer)
IN	array_of_blocklengths	number of elements per block (array of non-negative integers)
IN	array_of_displacements	displacement for each block, in multiples of <code>oldtype</code> extent (array of integer)
IN	oldtype	old datatype (handle)
OUT	newtype	new datatype (handle)

```
int MPI_Type_indexed(int count, const int array_of_blocklengths[], const
                    int array_of_displacements[], MPI_Datatype oldtype,
                    MPI_Datatype *newtype)
```

```
MPI_Type_indexed(count, array_of_blocklengths, array_of_displacements,
                oldtype, newtype, ierror) BIND(C)
    INTEGER, INTENT(IN) :: count, array_of_blocklengths(count),
    array_of_displacements(count)
    TYPE(MPI_Datatype), INTENT(IN) :: oldtype
    TYPE(MPI_Datatype), INTENT(OUT) :: newtype
    INTEGER, OPTIONAL, INTENT(OUT) :: ierror
```

```
MPI_TYPE_INDEXED(COUNT, ARRAY_OF_BLOCKLENGTHS, ARRAY_OF_DISPLACEMENTS,
                OLDTYPE, NEWTYPE, IERROR)
    INTEGER COUNT, ARRAY_OF_BLOCKLENGTHS(*), ARRAY_OF_DISPLACEMENTS(*),
    OLDTYPE, NEWTYPE, IERROR
```

Example 4.5

Let `oldtype` have type map $\{(\text{double}, 0), (\text{char}, 8)\}$, with extent 16. Let $B = (3, 1)$ and let $D = (4, 0)$. A call to `MPI_TYPE_INDEXED(2, B, D, oldtype, newtype)` returns a datatype with type map,

$$\{(\text{double}, 64), (\text{char}, 72), (\text{double}, 80), (\text{char}, 88), (\text{double}, 96), (\text{char}, 104),$$

$$(\text{double}, 0), (\text{char}, 8)\}.$$

That is, three copies of the old type starting at displacement 64, and one copy starting at displacement 0.

In general, assume that `oldtype` has type map,

$$\{(type_0, disp_0), \dots, (type_{n-1}, disp_{n-1})\},$$

with extent ex . Let B be the `array_of_blocklengths` argument and D be the `array_of_displacements` argument. The newly created datatype has $n \cdot \sum_{i=0}^{\text{count}-1} B[i]$ entries:

$$\{(type_0, disp_0 + D[0] \cdot ex), \dots, (type_{n-1}, disp_{n-1} + D[0] \cdot ex), \dots,$$

$$(type_0, disp_0 + (D[0] + B[0] - 1) \cdot ex), \dots, (type_{n-1}, disp_{n-1} + (D[0] + B[0] - 1) \cdot ex), \dots,$$

$$(type_0, disp_0 + D[\text{count}-1] \cdot ex), \dots, (type_{n-1}, disp_{n-1} + D[\text{count}-1] \cdot ex), \dots,$$

$$(type_0, disp_0 + (D[\text{count}-1] + B[\text{count}-1] - 1) \cdot ex), \dots,$$

$$(type_{n-1}, disp_{n-1} + (D[\text{count}-1] + B[\text{count}-1] - 1) \cdot ex)\}.$$

A call to `MPI_TYPE_VECTOR(count, blocklength, stride, oldtype, newtype)` is equivalent to a call to `MPI_TYPE_INDEXED(count, B, D, oldtype, newtype)` where

$$D[j] = j \cdot \text{stride}, \quad j = 0, \dots, \text{count} - 1,$$

and

$$B[j] = \text{blocklength}, \quad j = 0, \dots, \text{count} - 1.$$

Hindexed The function `MPI_TYPE_CREATE_HINDEXED` is identical to `MPI_TYPE_INDEXED`, except that block displacements in `array_of_displacements` are specified in bytes, rather than in multiples of the `oldtype` extent.

`MPI_TYPE_CREATE_HINDEXED(count, array_of_blocklengths, array_of_displacements, oldtype, newtype)`

IN	count	number of blocks — also number of entries in <code>array_of_displacements</code> and <code>array_of_blocklengths</code> (non-negative integer)
IN	array_of_blocklengths	number of elements in each block (array of non-negative integers)
IN	array_of_displacements	byte displacement of each block (array of integer)
IN	oldtype	old datatype (handle)
OUT	newtype	new datatype (handle)

```
int MPI_Type_create_hindexed(int count, const int array_of_blocklengths[],
                             const MPI_Aint array_of_displacements[], MPI_Datatype oldtype,
                             MPI_Datatype *newtype)
```

```
MPI_Type_create_hindexed(count, array_of_blocklengths,
                          array_of_displacements, oldtype, newtype, ierror) BIND(C)
INTEGER, INTENT(IN) :: count, array_of_blocklengths(count)
INTEGER(KIND=MPI_ADDRESS_KIND), INTENT(IN) ::
array_of_displacements(count)
TYPE(MPI_Datatype), INTENT(IN) :: oldtype
TYPE(MPI_Datatype), INTENT(OUT) :: newtype
```



```

INTEGER, OPTIONAL, INTENT(OUT) :: ierror
MPI_TYPE_CREATE_HINDEXED(COUNT, ARRAY_OF_BLOCKLENGTHS,
                          ARRAY_OF_DISPLACEMENTS, OLDTYPE, NEWTYPE, IERROR)
INTEGER COUNT, ARRAY_OF_BLOCKLENGTHS(*), OLDTYPE, NEWTYPE, IERROR
INTEGER(KIND=MPI_ADDRESS_KIND) ARRAY_OF_DISPLACEMENTS(*)

```

Assume that oldtype has type map,

$$\{(type_0, disp_0), \dots, (type_{n-1}, disp_{n-1})\},$$

with extent ex . Let B be the `array_of_blocklengths` argument and D be the `array_of_displacements` argument. The newly created datatype has a type map with $n \cdot \sum_{i=0}^{count-1} B[i]$ entries:

$$\{(type_0, disp_0 + D[0]), \dots, (type_{n-1}, disp_{n-1} + D[0]), \dots,$$

$$(type_0, disp_0 + D[0] + (B[0] - 1) \cdot ex), \dots,$$

$$(type_{n-1}, disp_{n-1} + D[0] + (B[0] - 1) \cdot ex), \dots,$$

$$(type_0, disp_0 + D[count-1]), \dots, (type_{n-1}, disp_{n-1} + D[count-1]), \dots,$$

$$(type_0, disp_0 + D[count-1] + (B[count-1] - 1) \cdot ex), \dots,$$

$$(type_{n-1}, disp_{n-1} + D[count-1] + (B[count-1] - 1) \cdot ex)\}.$$

Indexed_block This function is the same as `MPI_TYPE_INDEXED` except that the block-length is the same for all blocks. There are many codes using indirect addressing arising from unstructured grids where the blocksize is always 1 (gather/scatter). The following convenience function allows for constant blocksize and arbitrary displacements.

```

MPI_TYPE_CREATE_INDEXED_BLOCK(count, blocklength, array_of_displacements, oldtype,
                              newtype)

```

IN	count	length of array of displacements (non-negative integer)
IN	blocklength	size of block (non-negative integer)
IN	array_of_displacements	array of displacements (array of integer)
IN	oldtype	old datatype (handle)
OUT	newtype	new datatype (handle)

```

int MPI_Type_create_indexed_block(int count, int blocklength, const
    int array_of_displacements[], MPI_Datatype oldtype,
    MPI_Datatype *newtype)

```

```

MPI_Type_create_indexed_block(count, blocklength, array_of_displacements,
    oldtype, newtype, ierror) BIND(C)
INTEGER, INTENT(IN) :: count, blocklength,
array_of_displacements(count)

```

```

1     TYPE(MPI_Datatype), INTENT(IN) :: oldtype
2     TYPE(MPI_Datatype), INTENT(OUT) :: newtype
3     INTEGER, OPTIONAL, INTENT(OUT) :: ierror

```

```

4 MPI_TYPE_CREATE_INDEXED_BLOCK(COUNT, BLOCKLENGTH, ARRAY_OF_DISPLACEMENTS,
5                               OLDTYPE, NEWTYPE, IERROR)
6     INTEGER COUNT, BLOCKLENGTH, ARRAY_OF_DISPLACEMENTS(*), OLDTYPE,
7     NEWTYPE, IERROR

```

Hindexed_block The function MPI_TYPE_CREATE_HINDEXED_BLOCK is identical to MPI_TYPE_CREATE_INDEXED_BLOCK, except that block displacements in array_of_displacements are specified in bytes, rather than in multiples of the oldtype extent.

```

15 MPI_TYPE_CREATE_HINDEXED_BLOCK(count, blocklength, array_of_displacements,
16                                oldtype, newtype)
17     IN      count                length of array of displacements (non-negative integer)
18     IN      blocklength          size of block (non-negative integer)
19     IN      array_of_displacements byte displacement of each block (array of integer)
20     IN      oldtype              old datatype (handle)
21     IN      oldtype              old datatype (handle)
22     OUT     newtype              new datatype (handle)

```

```

25 int MPI_Type_create_hindexed_block(int count, int blocklength, const
26                                   MPI_Aint array_of_displacements[], MPI_Datatype oldtype,
27                                   MPI_Datatype *newtype)

```

```

28 MPI_Type_create_hindexed_block(count, blocklength, array_of_displacements,
29                                oldtype, newtype, ierror) BIND(C)
30     INTEGER, INTENT(IN) :: count, blocklength
31     INTEGER(KIND=MPI_ADDRESS_KIND), INTENT(IN) ::
32     array_of_displacements(count)
33     TYPE(MPI_Datatype), INTENT(IN) :: oldtype
34     TYPE(MPI_Datatype), INTENT(OUT) :: newtype
35     INTEGER, OPTIONAL, INTENT(OUT) :: ierror

```

```

37 MPI_TYPE_CREATE_HINDEXED_BLOCK(COUNT, BLOCKLENGTH, ARRAY_OF_DISPLACEMENTS,
38                                OLDTYPE, NEWTYPE, IERROR)
39     INTEGER COUNT, BLOCKLENGTH, OLDTYPE, NEWTYPE, IERROR
40     INTEGER(KIND=MPI_ADDRESS_KIND) ARRAY_OF_DISPLACEMENTS(*)

```

Struct MPI_TYPE_CREATE_STRUCT is the most general type constructor. It further generalizes MPI_TYPE_CREATE_HINDEXED in that it allows each block to consist of replications of different datatypes.

```

MPI_TYPE_CREATE_STRUCT(count, array_of_blocklengths, array_of_displacements,
                        array_of_types, newtype)
1
2
IN    count            number of blocks (non-negative integer) — also num-
3                                ber of entries in arrays array_of_types,
4                                array_of_displacements and array_of_blocklengths
5
IN    array_of_blocklength number of elements in each block (array of non-negative
6                                integer)
7
IN    array_of_displacements byte displacement of each block (array of integer)
8
IN    array_of_types      type of elements in each block (array of handles to
9                                datatype objects)
10
OUT   newtype            new datatype (handle)
11
12
13
14
int MPI_Type_create_struct(int count, const int array_of_blocklengths[],
15                        const MPI_Aint array_of_displacements[], const
16                        MPI_Datatype array_of_types[], MPI_Datatype *newtype)
17
MPI_Type_create_struct(count, array_of_blocklengths,
18                        array_of_displacements, array_of_types, newtype, ierror)
19
20
21
22
23
24
25
26
27
28
29
30
31
32
33
34
35
36
37
38
39
40
41
42
43
44
45
46
47
48

```

Example 4.6 Let `type1` have type map,

$$\{(\text{double}, 0), (\text{char}, 8)\},$$

with extent 16. Let $B = (2, 1, 3)$, $D = (0, 16, 26)$, and $T = (\text{MPI_FLOAT}, \text{type1}, \text{MPI_CHAR})$. Then a call to `MPI_TYPE_CREATE_STRUCT(3, B, D, T, newtype)` returns a datatype with type map,

$$\{(\text{float}, 0), (\text{float}, 4), (\text{double}, 16), (\text{char}, 24), (\text{char}, 26), (\text{char}, 27), (\text{char}, 28)\}.$$

That is, two copies of `MPI_FLOAT` starting at 0, followed by one copy of `type1` starting at 16, followed by three copies of `MPI_CHAR`, starting at 26. (We assume that a float occupies four bytes.)

In general, let T be the `array_of_types` argument, where $T[i]$ is a handle to,

$$\text{typemap}_i = \{(type_0^i, disp_0^i), \dots, (type_{n_i-1}^i, disp_{n_i-1}^i)\},$$

with extent ex_i . Let B be the `array_of_blocklength` argument and D be the `array_of_displacements` argument. Let c be the count argument. Then the newly created datatype has a type map with $\sum_{i=0}^{c-1} B[i] \cdot n_i$ entries:

$$\begin{aligned} & \{(type_0^0, disp_0^0 + D[0]), \dots, (type_{n_0}^0, disp_{n_0}^0 + D[0]), \dots, \\ & (type_0^0, disp_0^0 + D[0] + (B[0] - 1) \cdot ex_0), \dots, (type_{n_0}^0, disp_{n_0}^0 + D[0] + (B[0]-1) \cdot ex_0), \dots, \\ & (type_0^{c-1}, disp_0^{c-1} + D[c-1]), \dots, (type_{n_{c-1}-1}^{c-1}, disp_{n_{c-1}-1}^{c-1} + D[c-1]), \dots, \\ & (type_0^{c-1}, disp_0^{c-1} + D[c-1] + (B[c-1] - 1) \cdot ex_{c-1}), \dots, \\ & (type_{n_{c-1}-1}^{c-1}, disp_{n_{c-1}-1}^{c-1} + D[c-1] + (B[c-1]-1) \cdot ex_{c-1})\}. \end{aligned}$$

A call to `MPI_TYPE_CREATE_HINDEXED(count, B, D, oldtype, newtype)` is equivalent to a call to `MPI_TYPE_CREATE_STRUCT(count, B, D, T, newtype)`, where each entry of T is equal to `oldtype`.

4.1.3 Subarray Datatype Constructor

`MPI_TYPE_CREATE_SUBARRAY(ndims, array_of_sizes, array_of_subsizes, array_of_starts, order, oldtype, newtype)`

IN	<code>ndims</code>	number of array dimensions (positive integer)
IN	<code>array_of_sizes</code>	number of elements of type <code>oldtype</code> in each dimension of the full array (array of positive integers)
IN	<code>array_of_subsizes</code>	number of elements of type <code>oldtype</code> in each dimension of the subarray (array of positive integers)
IN	<code>array_of_starts</code>	starting coordinates of the subarray in each dimension (array of non-negative integers)
IN	<code>order</code>	array storage order flag (state)
IN	<code>oldtype</code>	array element datatype (handle)
OUT	<code>newtype</code>	new datatype (handle)

```
int MPI_Type_create_subarray(int ndims, const int array_of_sizes[], const
    int array_of_subsizes[], const int array_of_starts[], int
    order, MPI_Datatype oldtype, MPI_Datatype *newtype)
```

```
MPI_Type_create_subarray(ndims, array_of_sizes, array_of_subsizes,
    array_of_starts, order, oldtype, newtype, ierror) BIND(C)
INTEGER, INTENT(IN) :: ndims, array_of_sizes(ndims),
array_of_subsizes(ndims), array_of_starts(ndims), order
TYPE(MPI_Datatype), INTENT(IN) :: oldtype
TYPE(MPI_Datatype), INTENT(OUT) :: newtype
INTEGER, OPTIONAL, INTENT(OUT) :: ierror
```

```

MPI_TYPE_CREATE_SUBARRAY(NDIMS, ARRAY_OF_SIZES, ARRAY_OF_SUBSIZES,
                          ARRAY_OF_STARTS, ORDER, OLDTYPE, NEWTYPE, IERROR)
INTEGER NDIMS, ARRAY_OF_SIZES(*), ARRAY_OF_SUBSIZES(*),
ARRAY_OF_STARTS(*), ORDER, OLDTYPE, NEWTYPE, IERROR

```

The subarray type constructor creates an MPI datatype describing an n -dimensional subarray of an n -dimensional array. The subarray may be situated anywhere within the full array, and may be of any nonzero size up to the size of the larger array as long as it is confined within this array. This type constructor facilitates creating filetypes to access arrays distributed in blocks among processes to a single file that contains the global array, see MPI I/O, especially Section 13.1.1 on page 489.

This type constructor can handle arrays with an arbitrary number of dimensions and works for both C and Fortran ordered matrices (i.e., row-major or column-major). Note that a C program may use Fortran order and a Fortran program may use C order.

The `ndims` parameter specifies the number of dimensions in the full data array and gives the number of elements in `array_of_sizes`, `array_of_subsizes`, and `array_of_starts`.

The number of elements of type `oldtype` in each dimension of the n -dimensional array and the requested subarray are specified by `array_of_sizes` and `array_of_subsizes`, respectively. For any dimension i , it is erroneous to specify `array_of_subsizes[i] < 1` or `array_of_subsizes[i] > array_of_sizes[i]`.

The `array_of_starts` contains the starting coordinates of each dimension of the subarray. Arrays are assumed to be indexed starting from zero. For any dimension i , it is erroneous to specify `array_of_starts[i] < 0` or `array_of_starts[i] > (array_of_sizes[i] - array_of_subsizes[i])`.

Advice to users. In a Fortran program with arrays indexed starting from 1, if the starting coordinate of a particular dimension of the subarray is n , then the entry in `array_of_starts` for that dimension is $n-1$. (*End of advice to users.*)

The `order` argument specifies the storage order for the subarray as well as the full array. It must be set to one of the following:

MPI_ORDER_C The ordering used by C arrays, (i.e., row-major order)

MPI_ORDER_FORTRAN The ordering used by Fortran arrays, (i.e., column-major order)

A $ndims$ -dimensional subarray (`newtype`) with no extra padding can be defined by the function `Subarray()` as follows:

```

newtype = Subarray(ndims, {size0, size1, ..., sizendims-1},
                  {subsize0, subsize1, ..., subsizendims-1},
                  {start0, start1, ..., startndims-1}, oldtype)

```

Let the `typemap` of `oldtype` have the form:

```

{(type0, disp0), (type1, disp1), ..., (typen-1, dispn-1)}

```

where `typei` is a predefined MPI datatype, and let `ex` be the extent of `oldtype`. Then we define the `Subarray()` function recursively using the following three equations. Equation 4.2 defines the base step. Equation 4.3 defines the recursion step when `order = MPI_ORDER_FORTRAN`, and Equation 4.4 defines the recursion step when `order = MPI_ORDER_C`. These equations

use the conceptual datatypes `lb_marker` and `ub_marker`, see Section 4.1.6 on page 103 for details.

$$\begin{aligned}
 & \text{Subarray}(1, \{size_0\}, \{subsize_0\}, \{start_0\}, \\
 & \quad \{(type_0, disp_0), (type_1, disp_1), \dots, (type_{n-1}, disp_{n-1})\}) \\
 & = \{(lb_marker, 0), \\
 & \quad (type_0, disp_0 + start_0 \times ex), \dots, (type_{n-1}, disp_{n-1} + start_0 \times ex), \\
 & \quad (type_0, disp_0 + (start_0 + 1) \times ex), \dots, (type_{n-1}, \\
 & \quad \quad disp_{n-1} + (start_0 + 1) \times ex), \dots \\
 & \quad (type_0, disp_0 + (start_0 + subsize_0 - 1) \times ex), \dots, \\
 & \quad (type_{n-1}, disp_{n-1} + (start_0 + subsize_0 - 1) \times ex), \\
 & \quad (ub_marker, size_0 \times ex)\}
 \end{aligned} \tag{4.2}$$

$$\begin{aligned}
 & \text{Subarray}(ndims, \{size_0, size_1, \dots, size_{ndims-1}\}, \\
 & \quad \{subsize_0, subsize_1, \dots, subsize_{ndims-1}\}, \\
 & \quad \{start_0, start_1, \dots, start_{ndims-1}\}, \text{oldtype}) \\
 & = \text{Subarray}(ndims - 1, \{size_1, size_2, \dots, size_{ndims-1}\}, \\
 & \quad \{subsize_1, subsize_2, \dots, subsize_{ndims-1}\}, \\
 & \quad \{start_1, start_2, \dots, start_{ndims-1}\}, \\
 & \quad \text{Subarray}(1, \{size_0\}, \{subsize_0\}, \{start_0\}, \text{oldtype}))
 \end{aligned} \tag{4.3}$$

$$\begin{aligned}
 & \text{Subarray}(ndims, \{size_0, size_1, \dots, size_{ndims-1}\}, \\
 & \quad \{subsize_0, subsize_1, \dots, subsize_{ndims-1}\}, \\
 & \quad \{start_0, start_1, \dots, start_{ndims-1}\}, \text{oldtype}) \\
 & = \text{Subarray}(ndims - 1, \{size_0, size_1, \dots, size_{ndims-2}\}, \\
 & \quad \{subsize_0, subsize_1, \dots, subsize_{ndims-2}\}, \\
 & \quad \{start_0, start_1, \dots, start_{ndims-2}\}, \\
 & \quad \text{Subarray}(1, \{size_{ndims-1}\}, \{subsize_{ndims-1}\}, \{start_{ndims-1}\}, \text{oldtype}))
 \end{aligned} \tag{4.4}$$

For an example use of `MPI_TYPE_CREATE_SUBARRAY` in the context of I/O see Section 13.11.2.

4.1.4 Distributed Array Datatype Constructor

The distributed array type constructor supports HPF-like [42] data distributions. However, unlike in HPF, the storage order may be specified for C arrays as well as for Fortran arrays.

Advice to users. One can create an HPF-like file view using this type constructor as follows. Complementary filetypes are created by having every process of a group call this constructor with identical arguments (with the exception of rank which should be set appropriately). These filetypes (along with identical disp and etype) are then used to define the view (via `MPI_FILE_SET_VIEW`), see MPI I/O, especially Section 13.1.1

on page 489 and Section 13.3 on page 501. Using this view, a collective data access operation (with identical offsets) will yield an HPF-like distribution pattern. (*End of advice to users.*)

```
MPI_TYPE_CREATE_DARRAY(size, rank, ndims, array_of_gsizes, array_of_distrib,
                        array_of_dargs, array_of_psizes, order, oldtype, newtype)
```

IN	size	size of process group (positive integer)	9
IN	rank	rank in process group (non-negative integer)	10
IN	ndims	number of array dimensions as well as process grid dimensions (positive integer)	11
IN	array_of_gsizes	number of elements of type oldtype in each dimension of global array (array of positive integers)	12
IN	array_of_distrib	distribution of array in each dimension (array of state)	13
IN	array_of_dargs	distribution argument in each dimension (array of positive integers)	14
IN	array_of_psizes	size of process grid in each dimension (array of positive integers)	15
IN	order	array storage order flag (state)	16
IN	oldtype	old datatype (handle)	17
OUT	newtype	new datatype (handle)	18

```
int MPI_Type_create_darray(int size, int rank, int ndims, const
                          int array_of_gsizes[], const int array_of_distrib[], const
                          int array_of_dargs[], const int array_of_psizes[], int order,
                          MPI_Datatype oldtype, MPI_Datatype *newtype)
```

```
MPI_Type_create_darray(size, rank, ndims, array_of_gsizes,
                      array_of_distrib, array_of_dargs, array_of_psizes, order,
                      oldtype, newtype, ierror) BIND(C)
INTEGER, INTENT(IN) :: size, rank, ndims, array_of_gsizes(ndims),
array_of_distrib(ndims), array_of_dargs(ndims),
array_of_psizes(ndims), order
TYPE(MPI_Datatype), INTENT(IN) :: oldtype
TYPE(MPI_Datatype), INTENT(OUT) :: newtype
INTEGER, OPTIONAL, INTENT(OUT) :: ierror
```

```
MPI_TYPE_CREATE_DARRAY(SIZE, RANK, NDIMS, ARRAY_OF_GSIZES,
                      ARRAY_OF_DISTRIBS, ARRAY_OF_DARGS, ARRAY_OF_PSIZEs, ORDER,
                      OLDTYPE, NEWTYPE, IERROR)
INTEGER SIZE, RANK, NDIMS, ARRAY_OF_GSIZES(*), ARRAY_OF_DISTRIBS(*),
ARRAY_OF_DARGS(*), ARRAY_OF_PSIZEs(*), ORDER, OLDTYPE, NEWTYPE, IERROR
```

MPI_TYPE_CREATE_DARRAY can be used to generate the datatypes corresponding to the distribution of an ndims-dimensional array of oldtype elements onto an ndims-dimensional

1 grid of logical processes. Unused dimensions of `array_of_psize`s should be set to 1. (See
 2 Example 4.7 on page 101.) For a call to `MPI_TYPE_CREATE_DARRAY` to be correct, the
 3 equation $\prod_{i=0}^{ndims-1} array_of_psizes[i] = size$ must be satisfied. The ordering of processes
 4 in the process grid is assumed to be row-major, as in the case of virtual Cartesian process
 5 topologies.

6
 7 *Advice to users.* For both Fortran and C arrays, the ordering of processes in the
 8 process grid is assumed to be row-major. This is consistent with the ordering used in
 9 virtual Cartesian process topologies in MPI. To create such virtual process topologies,
 10 or to find the coordinates of a process in the process grid, etc., users may use the
 11 corresponding process topology functions, see Chapter 7 on page 289. (*End of advice*
 12 *to users.*)

13 Each dimension of the array can be distributed in one of three ways:

- 14 • `MPI_DISTRIBUTE_BLOCK` - Block distribution
- 15 • `MPI_DISTRIBUTE_CYCLIC` - Cyclic distribution
- 16 • `MPI_DISTRIBUTE_NONE` - Dimension not distributed.

17
 18
 19
 20 The constant `MPI_DISTRIBUTE_DFLT_DARG` specifies a default distribution argument.
 21 The distribution argument for a dimension that is not distributed is ignored. For any
 22 dimension `i` in which the distribution is `MPI_DISTRIBUTE_BLOCK`, it is erroneous to specify
 23 `array_of_dargs[i] * array_of_psize[i] < array_of_gsize[i]`.

24 For example, the HPF layout `ARRAY(CYCLIC(15))` corresponds to
 25 `MPI_DISTRIBUTE_CYCLIC` with a distribution argument of 15, and the HPF layout `AR-`
 26 `RAY(BLOCK)` corresponds to `MPI_DISTRIBUTE_BLOCK` with a distribution argument of
 27 `MPI_DISTRIBUTE_DFLT_DARG`.

28 The `order` argument is used as in `MPI_TYPE_CREATE_SUBARRAY` to specify the stor-
 29 age order. Therefore, arrays described by this type constructor may be stored in Fortran
 30 (column-major) or C (row-major) order. Valid values for `order` are `MPI_ORDER_FORTRAN`
 31 and `MPI_ORDER_C`.

32 This routine creates a new MPI datatype with a typemap defined in terms of a function
 33 called “cyclic()” (see below).

34 Without loss of generality, it suffices to define the typemap for the
 35 `MPI_DISTRIBUTE_CYCLIC` case where `MPI_DISTRIBUTE_DFLT_DARG` is not used.

36 `MPI_DISTRIBUTE_BLOCK` and `MPI_DISTRIBUTE_NONE` can be reduced to the
 37 `MPI_DISTRIBUTE_CYCLIC` case for dimension `i` as follows.

38 `MPI_DISTRIBUTE_BLOCK` with `array_of_dargs[i]` equal to `MPI_DISTRIBUTE_DFLT_DARG`
 39 is equivalent to `MPI_DISTRIBUTE_CYCLIC` with `array_of_dargs[i]` set to

$$40 \quad (array_of_gsize[i] + array_of_psize[i] - 1) / array_of_psize[i].$$

41
 42 If `array_of_dargs[i]` is not `MPI_DISTRIBUTE_DFLT_DARG`, then `MPI_DISTRIBUTE_BLOCK` and
 43 `MPI_DISTRIBUTE_CYCLIC` are equivalent.

44 `MPI_DISTRIBUTE_NONE` is equivalent to `MPI_DISTRIBUTE_CYCLIC` with
 45 `array_of_dargs[i]` set to `array_of_gsize[i]`.

46 Finally, `MPI_DISTRIBUTE_CYCLIC` with `array_of_dargs[i]` equal to
 47 `MPI_DISTRIBUTE_DFLT_DARG` is equivalent to `MPI_DISTRIBUTE_CYCLIC` with
 48 `array_of_dargs[i]` set to 1.

For MPI_ORDER_FORTRAN, an `ndims`-dimensional distributed array (`newtype`) is defined by the following code fragment:

```

oldtypes[0] = oldtype;
for (i = 0; i < ndims; i++) {
    oldtypes[i+1] = cyclic(array_of_dargs[i],
                          array_of_gsizes[i],
                          r[i],
                          array_of_psizes[i],
                          oldtypes[i]);
}
newtype = oldtypes[ndims];

```

For MPI_ORDER_C, the code is:

```

oldtypes[0] = oldtype;
for (i = 0; i < ndims; i++) {
    oldtypes[i + 1] = cyclic(array_of_dargs[ndims - i - 1],
                            array_of_gsizes[ndims - i - 1],
                            r[ndims - i - 1],
                            array_of_psizes[ndims - i - 1],
                            oldtypes[i]);
}
newtype = oldtypes[ndims];

```

where $r[i]$ is the position of the process (with rank `rank`) in the process grid at dimension i . The values of $r[i]$ are given by the following code fragment:

```

t_rank = rank;
t_size = 1;
for (i = 0; i < ndims; i++)
    t_size *= array_of_psizes[i];
for (i = 0; i < ndims; i++) {
    t_size = t_size / array_of_psizes[i];
    r[i] = t_rank / t_size;
    t_rank = t_rank % t_size;
}

```

Let the typemap of `oldtype` have the form:

$$\{(type_0, disp_0), (type_1, disp_1), \dots, (type_{n-1}, disp_{n-1})\}$$

where $type_i$ is a predefined MPI datatype, and let ex be the extent of `oldtype`. The following function uses the conceptual datatypes `lb_marker` and `ub_marker`, see Section 4.1.6 on page 103 for details.

Given the above, the function `cyclic()` is defined as follows:

```

cyclic(darg, gsize, r, psize, oldtype)
    = {(lb_marker, 0),

```

```

1      (type0, disp0 + r × darg × ex), ...,
2          (typen-1, dispn-1 + r × darg × ex),
3      (type0, disp0 + (r × darg + 1) × ex), ...,
4          (typen-1, dispn-1 + (r × darg + 1) × ex),
5      ...
6      (type0, disp0 + ((r + 1) × darg - 1) × ex), ...,
7          (typen-1, dispn-1 + ((r + 1) × darg - 1) × ex),
8      ...
9      (type0, disp0 + r × darg × ex + psize × darg × ex), ...,
10          (typen-1, dispn-1 + r × darg × ex + psize × darg × ex),
11      (type0, disp0 + (r × darg + 1) × ex + psize × darg × ex), ...,
12          (typen-1, dispn-1 + (r × darg + 1) × ex + psize × darg × ex),
13      ...
14      (type0, disp0 + ((r + 1) × darg - 1) × ex + psize × darg × ex), ...,
15          (typen-1, dispn-1 + ((r + 1) × darg - 1) × ex + psize × darg × ex),
16      :
17      (type0, disp0 + r × darg × ex + psize × darg × ex × (count - 1)), ...,
18          (typen-1, dispn-1 + r × darg × ex + psize × darg × ex × (count - 1)),
19      (type0, disp0 + (r × darg + 1) × ex + psize × darg × ex × (count - 1)), ...,
20          (typen-1, dispn-1 + (r × darg + 1) × ex
21              + psize × darg × ex × (count - 1)),
22      ...
23      (type0, disp0 + (r × darg + darglast - 1) × ex
24              + psize × darg × ex × (count - 1)), ...,
25          (typen-1, dispn-1 + (r × darg + darglast - 1) × ex
26              + psize × darg × ex × (count - 1)),
27      (ub_marker, gsize * ex)

```

where *count* is defined by this code fragment:

```

36      nblocks = (gsize + (darg - 1)) / darg;
37      count = nblocks / psize;
38      left_over = nblocks - count * psize;
39      if (r < left_over)
40          count = count + 1;
41

```

Here, *nblocks* is the number of blocks that must be distributed among the processors. Finally, *darg_{last}* is defined by this code fragment:

```

44      if ((num_in_last_cyclic = gsize % (psize * darg)) == 0)
45          darg_last = darg;
46      else {
47          darg_last = num_in_last_cyclic - darg * r;
48

```

```

    if (darg_last > darg)
        darg_last = darg;
    if (darg_last <= 0)
        darg_last = darg;
}

```

Example 4.7 Consider generating the filetypes corresponding to the HPF distribution:

```

<oldtype> FILEARRAY(100, 200, 300)
!HPF$ PROCESSORS PROCESSES(2, 3)
!HPF$ DISTRIBUTE FILEARRAY(CYCLIC(10), *, BLOCK) ONTO PROCESSES

```

This can be achieved by the following Fortran code, assuming there will be six processes attached to the run:

```

ndims = 3
array_of_gsizes(1) = 100
array_of_distrib(1) = MPI_DISTRIBUTE_CYCLIC
array_of_dargs(1) = 10
array_of_gsizes(2) = 200
array_of_distrib(2) = MPI_DISTRIBUTE_NONE
array_of_dargs(2) = 0
array_of_gsizes(3) = 300
array_of_distrib(3) = MPI_DISTRIBUTE_BLOCK
array_of_dargs(3) = MPI_DISTRIBUTE_DFLT_DARG
array_of_psize(1) = 2
array_of_psize(2) = 1
array_of_psize(3) = 3
call MPI_COMM_SIZE(MPI_COMM_WORLD, size, ierr)
call MPI_COMM_RANK(MPI_COMM_WORLD, rank, ierr)
call MPI_TYPE_CREATE_DARRAY(size, rank, ndims, array_of_gsizes, &
    array_of_distrib, array_of_dargs, array_of_psize, &
    MPI_ORDER_FORTRAN, oldtype, newtype, ierr)

```

4.1.5 Address and Size Functions

The displacements in a general datatype are relative to some initial buffer address. *Absolute addresses* can be substituted for these displacements: we treat them as displacements relative to “address zero,” the start of the address space. This initial address zero is indicated by the constant `MPI_BOTTOM`. Thus, a datatype can specify the absolute address of the entries in the communication buffer, in which case the `buf` argument is passed the value `MPI_BOTTOM`.

The address of a location in memory can be found by invoking the function `MPI_GET_ADDRESS`.

```

1 MPI_GET_ADDRESS(location, address)
2   IN      location          location in caller memory (choice)
3
4   OUT     address           address of location (integer)

```

```

5
6 int MPI_Get_address(const void *location, MPI_Aint *address)

```

```

7 MPI_Get_address(location, address, ierror) BIND(C)
8   TYPE(*), DIMENSION(..), ASYNCHRONOUS :: location
9   INTEGER(KIND=MPI_ADDRESS_KIND), INTENT(OUT) :: address
10  INTEGER, OPTIONAL, INTENT(OUT) :: ierror

```

```

11
12 MPI_GET_ADDRESS(LOCATION, ADDRESS, IERROR)
13   <type> LOCATION(*)
14   INTEGER IERROR
15   INTEGER(KIND=MPI_ADDRESS_KIND) ADDRESS

```

Returns the (byte) address of location.

Advice to users. Current Fortran MPI codes will run unmodified, and will port to any system. However, they may fail if addresses larger than $2^{32} - 1$ are used in the program. New codes should be written so that they use the new functions. This provides compatibility with C/C++ and avoids errors on 64 bit architectures. However, such newly written codes may need to be (slightly) rewritten to port to old Fortran 77 environments that do not support KIND declarations. (*End of advice to users.*)

Rationale. In the `mpi_f08` module, the location argument is not defined with INTENT(IN) because existing applications may use MPI_GET_ADDRESS as a substitute for MPI_F_SYNC_REG that was not defined before MPI-3.0. (*End of rationale.*)

Example 4.8 Using MPI_GET_ADDRESS for an array.

```

32
33 REAL A(100,100)
34 INTEGER(KIND=MPI_ADDRESS_KIND) I1, I2, DIFF
35 CALL MPI_GET_ADDRESS(A(1,1), I1, IERROR)
36 CALL MPI_GET_ADDRESS(A(10,10), I2, IERROR)
37 DIFF = I2 - I1
38 ! The value of DIFF is 909*sizeofreal; the values of I1 and I2 are
39 ! implementation dependent.

```

Advice to users. C users may be tempted to avoid the usage of MPI_GET_ADDRESS and rely on the availability of the address operator `&`. Note, however, that `& cast-expression` is a pointer, not an address. ISO C does not require that the value of a pointer (or the pointer cast to int) be the absolute address of the object pointed at — although this is commonly the case. Furthermore, referencing may not have a unique definition on machines with a segmented address space. The use of MPI_GET_ADDRESS to “reference” C variables guarantees portability to such machines as well. (*End of advice to users.*)

Advice to users. To prevent problems with the argument copying and register optimization done by Fortran compilers, please note the hints in Sections 17.1.10–17.1.20. (*End of advice to users.*)

The following auxiliary functions provide useful information on derived datatypes.

MPI_TYPE_SIZE(datatype, size)

IN	datatype	datatype (handle)
OUT	size	datatype size (integer)

int MPI_Type_size(MPI_Datatype datatype, int *size)

```
MPI_Type_size(datatype, size, ierror) BIND(C)
  TYPE(MPI_Datatype), INTENT(IN) :: datatype
  INTEGER, INTENT(OUT) :: size
  INTEGER, OPTIONAL, INTENT(OUT) :: ierror
```

```
MPI_TYPE_SIZE(DATATYPE, SIZE, IERROR)
  INTEGER DATATYPE, SIZE, IERROR
```

MPI_TYPE_SIZE_X(datatype, size)

IN	datatype	datatype (handle)
OUT	size	datatype size (integer)

int MPI_Type_size_x(MPI_Datatype datatype, MPI_Count *size)

```
MPI_Type_size_x(datatype, size, ierror) BIND(C)
  TYPE(MPI_Datatype), INTENT(IN) :: datatype
  INTEGER(KIND=MPI_COUNT_KIND), INTENT(OUT) :: size
  INTEGER, OPTIONAL, INTENT(OUT) :: ierror
```

```
MPI_TYPE_SIZE_X(DATATYPE, SIZE, IERROR)
  INTEGER DATATYPE, IERROR
  INTEGER(KIND = MPI_COUNT_KIND) SIZE
```

MPI_TYPE_SIZE and MPI_TYPE_SIZE_X set the value of size to the total size, in bytes, of the entries in the type signature associated with datatype; i.e., the total size of the data in a message that would be created with this datatype. Entries that occur multiple times in the datatype are counted with their multiplicity. For both functions, if the OUT parameter cannot express the value to be returned (e.g., if the parameter is too small to hold the output value), it is set to MPI_UNDEFINED.

4.1.6 Lower-Bound and Upper-Bound Markers

It is often convenient to define explicitly the lower bound and upper bound of a type map, and override the definition given on page 104. This allows one to define a datatype that has “holes” at its beginning or its end, or a datatype with entries that extend above the upper

bound or below the lower bound. Examples of such usage are provided in Section 4.1.14. Also, the user may want to override the alignment rules that are used to compute upper bounds and extents. E.g., a C compiler may allow the user to override default alignment rules for some of the structures within a program. The user has to specify explicitly the bounds of the datatypes that match these structures.

To achieve this, we add two additional conceptual datatypes, *lb_marker* and *ub_marker*, that represent the lower bound and upper bound of a datatype. These conceptual datatypes occupy no space ($extent(lb_marker) = extent(ub_marker) = 0$). They do not affect the size or count of a datatype, and do not affect the content of a message created with this datatype. However, they do affect the definition of the extent of a datatype and, therefore, affect the outcome of a replication of this datatype by a datatype constructor.

Example 4.9 A call to `MPI_TYPE_CREATE_RESIZED(MPI_INT, -3, 9, type1)` creates a new datatype that has an extent of 9 (from -3 to 5, 5 included), and contains an integer at displacement 0. This is the datatype defined by the typemap $\{(lb_marker, -3), (int, 0), (ub_marker, 6)\}$. If this type is replicated twice by a call to `MPI_TYPE_CONTIGUOUS(2, type1, type2)` then the newly created type can be described by the typemap $\{(lb_marker, -3), (int, 0), (int, 9), (ub_marker, 15)\}$. (An entry of type *ub_marker* can be deleted if there is another entry of type *ub_marker* with a higher displacement; an entry of type *lb_marker* can be deleted if there is another entry of type *lb_marker* with a lower displacement.)

In general, if

$$Typemap = \{(type_0, disp_0), \dots, (type_{n-1}, disp_{n-1})\},$$

then the *lower bound* of *Typemap* is defined to be

$$lb(Typemap) = \begin{cases} \min_j disp_j & \text{if no entry has type } lb_marker \\ \min_j \{disp_j \text{ such that } type_j = lb_marker\} & \text{otherwise} \end{cases}$$

Similarly, the *upper bound* of *Typemap* is defined to be

$$ub(Typemap) = \begin{cases} \max_j (disp_j + sizeof(type_j)) + \epsilon & \text{if no entry has type } ub_marker \\ \max_j \{disp_j \text{ such that } type_j = ub_marker\} & \text{otherwise} \end{cases}$$

Then

$$extent(Typemap) = ub(Typemap) - lb(Typemap)$$

If $type_i$ requires alignment to a byte address that is a multiple of k_i , then ϵ is the least non-negative increment needed to round $extent(Typemap)$ to the next multiple of $\max_i k_i$. In Fortran, it is implementation dependent whether the MPI implementation computes the alignments k_i according to the alignments used by the compiler in common blocks, `SEQUENCE` derived types, `BIND(C)` derived types, or derived types that are neither `SEQUENCE` nor `BIND(C)`.

The formal definitions given for the various datatype constructors apply now, with the amended definition of *extent*.

Rationale. Before Fortran 2003, `MPI_TYPE_CREATE_STRUCT` could be applied to Fortran common blocks and `SEQUENCE` derived types. With Fortran 2003, this list was extended by `BIND(C)` derived types and MPI implementors have implemented the alignments k_i differently, i.e., some based on the alignments used in `SEQUENCE` derived types, and others according to `BIND(C)` derived types. (*End of rationale.*)

Advice to implementors. In Fortran, it is generally recommended to use BIND(C) derived types instead of common blocks or SEQUENCE derived types. Therefore it is recommended to calculate the alignments k_i based on BIND(C) derived types. (*End of advice to implementors.*)

Advice to users. Structures combining different basic datatypes should be defined so that there will be no gaps based on alignment rules. If such a datatype is used to create an array of structures, users should also avoid an alignment-gap at the end of the structure. In MPI communication, the content of such gaps would not be communicated into the receiver's buffer. For example, such an alignment-gap may occur between an odd number of floats or REALs before a double or DOUBLE PRECISION data. Such gaps may be added explicitly to both the structure and the MPI derived datatype handle because the communication of a contiguous derived datatype may be significantly faster than the communication of one that is non-contiguous because of such alignment-gaps.

Example: Instead of

```

TYPE, BIND(C) :: my_data
  REAL, DIMENSION(3) :: x
  ! there may be a gap of the size of one REAL
  ! if the alignment of a DOUBLE PRECISION is
  ! two times the size of a REAL
  DOUBLE PRECISION :: p
END TYPE

```

one should define

```

TYPE, BIND(C) :: my_data
  REAL, DIMENSION(3) :: x
  REAL :: gap1
  DOUBLE PRECISION :: p
END TYPE

```

and also include gap1 in the matching MPI derived datatype. It is required that all processes in a communication add the same gaps, i.e., defined with the same basic datatype. Both the original and the modified structures are portable, but may have different performance implications for the communication and memory accesses during computation on systems with different alignment values.

In principle, a compiler may define an additional alignment rule for structures, e.g., to use at least 4 or 8 byte alignment, although the content may have a $max_i k_i$ alignment less than this structure alignment. To maintain portability, users should always resize structure derived datatype handles if used in an array of structures, see the Example in Section 17.1.15 on page 631. (*End of advice to users.*)

4.1.7 Extent and Bounds of Datatypes

```

1
2
3
4 MPI_TYPE_GET_EXTENT(datatype, lb, extent)

```

```

5     IN        datatype          datatype to get information on (handle)
6
7     OUT       lb                lower bound of datatype (integer)
8
9     OUT       extent            extent of datatype (integer)

```

```

10
11 int MPI_Type_get_extent(MPI_Datatype datatype, MPI_Aint *lb,
12                        MPI_Aint *extent)

```

```

13 MPI_Type_get_extent(datatype, lb, extent, ierror) BIND(C)
14     TYPE(MPI_Datatype), INTENT(IN) :: datatype
15     INTEGER(KIND=MPI_ADDRESS_KIND), INTENT(OUT) :: lb, extent
16     INTEGER, OPTIONAL, INTENT(OUT) :: ierror

```

```

17 MPI_TYPE_GET_EXTENT(DATATYPE, LB, EXTENT, IERROR)
18     INTEGER DATATYPE, IERROR
19     INTEGER(KIND = MPI_ADDRESS_KIND) LB, EXTENT

```

```

20
21
22
23 MPI_TYPE_GET_EXTENT_X(datatype, lb, extent)

```

```

24     IN        datatype          datatype to get information on (handle)
25
26     OUT       lb                lower bound of datatype (integer)
27
28     OUT       extent            extent of datatype (integer)

```

```

29 int MPI_Type_get_extent_x(MPI_Datatype datatype, MPI_Count *lb,
30                        MPI_Count *extent)

```

```

31 MPI_Type_get_extent_x(datatype, lb, extent, ierror) BIND(C)
32     TYPE(MPI_Datatype), INTENT(IN) :: datatype
33     INTEGER(KIND = MPI_COUNT_KIND), INTENT(OUT) :: lb, extent
34     INTEGER, OPTIONAL, INTENT(OUT) :: ierror

```

```

35
36 MPI_TYPE_GET_EXTENT_X(DATATYPE, LB, EXTENT, IERROR)
37     INTEGER DATATYPE, IERROR
38     INTEGER(KIND = MPI_COUNT_KIND) LB, EXTENT

```

Returns the lower bound and the extent of `datatype` (as defined in Section 4.1.6 on page 103).

For both functions, if either OUT parameter cannot express the value to be returned (e.g., if the parameter is too small to hold the output value), it is set to `MPI_UNDEFINED`.

MPI allows one to change the extent of a datatype, using lower bound and upper bound markers. This provides control over the stride of successive datatypes that are replicated by datatype constructors, or are replicated by the `count` argument in a send or receive call.


```

MPI_TYPE_CREATE_RESIZED(oldtype, lb, extent, newtype) 1
IN      oldtype          input datatype (handle) 2
IN      lb              new lower bound of datatype (integer) 3
IN      extent          new extent of datatype (integer) 4
OUT     newtype         output datatype (handle) 5
                                                6
int MPI_Type_create_resized(MPI_Datatype oldtype, MPI_Aint lb, MPI_Aint 7
                           extent, MPI_Datatype *newtype) 8
MPI_Type_create_resized(oldtype, lb, extent, newtype, ierror) BIND(C) 9
  INTEGER(KIND=MPI_ADDRESS_KIND), INTENT(IN) :: lb, extent 10
  TYPE(MPI_Datatype), INTENT(IN) :: oldtype 11
  TYPE(MPI_Datatype), INTENT(OUT) :: newtype 12
  INTEGER, OPTIONAL, INTENT(OUT) :: ierror 13
MPI_TYPE_CREATE_RESIZED(OLDTYPE, LB, EXTENT, NEWTYPE, IERROR) 14
  INTEGER OLDTYPE, NEWTYPE, IERROR 15
  INTEGER(KIND=MPI_ADDRESS_KIND) LB, EXTENT 16

```

Returns in *newtype* a handle to a new datatype that is identical to *oldtype*, except that the lower bound of this new datatype is set to be *lb*, and its upper bound is set to be *lb* + *extent*. Any previous *lb* and *ub* markers are erased, and a new pair of lower bound and upper bound markers are put in the positions indicated by the *lb* and *extent* arguments. This affects the behavior of the datatype when used in communication operations, with *count* > 1, and when used in the construction of new derived datatypes.

4.1.8 True Extent of Datatypes

Suppose we implement gather (see also Section 5.5 on page 149) as a spanning tree implemented on top of point-to-point routines. Since the receive buffer is only valid on the root process, one will need to allocate some temporary space for receiving data on intermediate nodes. However, the datatype extent cannot be used as an estimate of the amount of space that needs to be allocated, if the user has modified the extent, for example by using `MPI_TYPE_CREATE_RESIZED`. The functions `MPI_TYPE_GET_TRUE_EXTENT` and `MPI_TYPE_GET_TRUE_EXTENT_X` are provided which return the true extent of the datatype.

```

MPI_TYPE_GET_TRUE_EXTENT(datatype, true_lb, true_extent) 37
IN      datatype        datatype to get information on (handle) 38
OUT     true_lb         true lower bound of datatype (integer) 39
OUT     true_extent     true size of datatype (integer) 40
                                                41
int MPI_Type_get_true_extent(MPI_Datatype datatype, MPI_Aint *true_lb, 42
                           MPI_Aint *true_extent) 43
MPI_Type_get_true_extent(datatype, true_lb, true_extent, ierror) BIND(C) 44

```

```

1     TYPE(MPI_Datatype), INTENT(IN) :: datatype
2     INTEGER(KIND=MPI_ADDRESS_KIND), INTENT(OUT) :: true_lb, true_extent
3     INTEGER, OPTIONAL, INTENT(OUT) :: ierror
4
5 MPI_TYPE_GET_TRUE_EXTENT(DATATYPE, TRUE_LB, TRUE_EXTENT, IERROR)
6     INTEGER DATATYPE, IERROR
7     INTEGER(KIND = MPI_ADDRESS_KIND) TRUE_LB, TRUE_EXTENT
8
9
10 MPI_TYPE_GET_TRUE_EXTENT_X(datatype, true_lb, true_extent)
11     IN        datatype                datatype to get information on (handle)
12     OUT       true_lb                  true lower bound of datatype (integer)
13     OUT       true_extent              true size of datatype (integer)
14
15
16 int MPI_Type_get_true_extent_x(MPI_Datatype datatype, MPI_Count *true_lb,
17                               MPI_Count *true_extent)
18
19 MPI_Type_get_true_extent_x(datatype, true_lb, true_extent, ierror) BIND(C)
20     TYPE(MPI_Datatype), INTENT(IN) :: datatype
21     INTEGER(KIND = MPI_COUNT_KIND), INTENT(OUT) :: true_lb, true_extent
22     INTEGER, OPTIONAL, INTENT(OUT) :: ierror
23
24 MPI_TYPE_GET_TRUE_EXTENT_X(DATATYPE, TRUE_LB, TRUE_EXTENT, IERROR)
25     INTEGER DATATYPE, IERROR
26     INTEGER(KIND = MPI_COUNT_KIND) TRUE_LB, TRUE_EXTENT

```

`true_lb` returns the offset of the lowest unit of store which is addressed by the datatype, i.e., the lower bound of the corresponding typemap, ignoring explicit lower bound markers. `true_extent` returns the true size of the datatype, i.e., the extent of the corresponding typemap, ignoring explicit lower bound and upper bound markers, and performing no rounding for alignment. If the typemap associated with `datatype` is

$$Typemap = \{(type_0, disp_0), \dots, (type_{n-1}, disp_{n-1})\}$$

Then

$$true_lb(Typemap) = \min_j \{disp_j : type_j \neq lb_marker, ub_marker\},$$

$$true_ub(Typemap) = \max_j \{disp_j + sizeof(type_j) : type_j \neq lb_marker, ub_marker\},$$

and

$$true_extent(Typemap) = true_ub(Typemap) - true_lb(Typemap).$$

(Readers should compare this with the definitions in Section 4.1.6 on page 103 and Section 4.1.7 on page 106, which describe the function `MPI_TYPE_GET_EXTENT`.)

The `true_extent` is the minimum number of bytes of memory necessary to hold a datatype, uncompressed.

For both functions, if either OUT parameter cannot express the value to be returned (e.g., if the parameter is too small to hold the output value), it is set to `MPI_UNDEFINED`.

4.1.9 Commit and Free

A datatype object has to be *committed* before it can be used in a communication. As an argument in datatype constructors, uncommitted and also committed datatypes can be used. There is no need to commit basic datatypes. They are “pre-committed.”

```
MPI_TYPE_COMMIT(datatype)
```

```
    INOUT    datatype                datatype that is committed (handle)
```

```
int MPI_Type_commit(MPI_Datatype *datatype)
```

```
MPI_Type_commit(datatype, ierror) BIND(C)
    TYPE(MPI_Datatype), INTENT(INOUT) :: datatype
    INTEGER, OPTIONAL, INTENT(OUT) :: ierror
```

```
MPI_TYPE_COMMIT(DATATYPE, IERROR)
    INTEGER DATATYPE, IERROR
```

The commit operation commits the datatype, that is, the formal description of a communication buffer, not the content of that buffer. Thus, after a datatype has been committed, it can be repeatedly reused to communicate the changing content of a buffer or, indeed, the content of different buffers, with different starting addresses.

Advice to implementors. The system may “compile” at commit time an internal representation for the datatype that facilitates communication, e.g., change from a compacted representation to a flat representation of the datatype, and select the most convenient transfer mechanism. (*End of advice to implementors.*)

MPI_TYPE_COMMIT will accept a committed datatype; in this case, it is equivalent to a no-op.

Example 4.10 The following code fragment gives examples of using MPI_TYPE_COMMIT.

```
INTEGER type1, type2
CALL MPI_TYPE_CONTIGUOUS(5, MPI_REAL, type1, ierr)
    ! new type object created
CALL MPI_TYPE_COMMIT(type1, ierr)
    ! now type1 can be used for communication
type2 = type1
    ! type2 can be used for communication
    ! (it is a handle to same object as type1)
CALL MPI_TYPE_VECTOR(3, 5, 4, MPI_REAL, type1, ierr)
    ! new uncommitted type object created
CALL MPI_TYPE_COMMIT(type1, ierr)
    ! now type1 can be used anew for communication
```

```

1 MPI_TYPE_FREE(datatype)
2     INOUT    datatype                datatype that is freed (handle)
3

```

```

4
5 int MPI_Type_free(MPI_Datatype *datatype)
6
7 MPI_Type_free(datatype, ierror) BIND(C)
8     TYPE(MPI_Datatype), INTENT(INOUT) :: datatype
9     INTEGER, OPTIONAL, INTENT(OUT) :: ierror

```

```

10 MPI_TYPE_FREE(DATATYPE, IERROR)
11     INTEGER DATATYPE, IERROR

```

Marks the datatype object associated with `datatype` for deallocation and sets `datatype` to `MPI_DATATYPE_NULL`. Any communication that is currently using this datatype will complete normally. Freeing a datatype does not affect any other datatype that was built from the freed datatype. The system behaves as if input datatype arguments to derived datatype constructors are passed by value.

Advice to implementors. The implementation may keep a reference count of active communications that use the datatype, in order to decide when to free it. Also, one may implement constructors of derived datatypes so that they keep pointers to their datatype arguments, rather than copying them. In this case, one needs to keep track of active datatype definition references in order to know when a datatype object can be freed. (*End of advice to implementors.*)

4.1.10 Duplicating a Datatype

```

28 MPI_TYPE_DUP(oldtype, newtype)
29
30     IN        oldtype                datatype (handle)
31     OUT       newtype                copy of oldtype (handle)
32

```

```

33 int MPI_Type_dup(MPI_Datatype oldtype, MPI_Datatype *newtype)
34
35 MPI_Type_dup(oldtype, newtype, ierror) BIND(C)
36     TYPE(MPI_Datatype), INTENT(IN) :: oldtype
37     TYPE(MPI_Datatype), INTENT(OUT) :: newtype
38     INTEGER, OPTIONAL, INTENT(OUT) :: ierror

```

```

39 MPI_TYPE_DUP(OLDTYPE, NEWTYPE, IERROR)
40     INTEGER OLDTYPE, NEWTYPE, IERROR
41

```

`MPI_TYPE_DUP` is a type constructor which duplicates the existing `oldtype` with associated key values. For each key value, the respective copy callback function determines the attribute value associated with this key in the new communicator; one particular action that a copy callback may take is to delete the attribute from the new datatype. Returns in `newtype` a new datatype with exactly the same properties as `oldtype` and any copied cached information, see Section 6.7.4 on page 277. The new datatype has identical upper bound and lower bound and yields the same net result when fully decoded

with the functions in Section 4.1.13. The newtype has the same committed state as the old oldtype.

4.1.11 Use of General Datatypes in Communication

Handles to derived datatypes can be passed to a communication call wherever a datatype argument is required. A call of the form `MPI_SEND(buf, count, datatype, ...)`, where `count > 1`, is interpreted as if the call was passed a new datatype which is the concatenation of `count` copies of `datatype`. Thus, `MPI_SEND(buf, count, datatype, dest, tag, comm)` is equivalent to,

```
MPI_TYPE_CONTIGUOUS(count, datatype, newtype)
MPI_TYPE_COMMIT(newtype)
MPI_SEND(buf, 1, newtype, dest, tag, comm)
MPI_TYPE_FREE(newtype) .
```

Similar statements apply to all other communication functions that have a `count` and `datatype` argument.

Suppose that a send operation `MPI_SEND(buf, count, datatype, dest, tag, comm)` is executed, where `datatype` has type map,

$$\{(type_0, disp_0), \dots, (type_{n-1}, disp_{n-1})\},$$

and extent *extent*. (Explicit lower bound and upper bound markers are not listed in the type map, but they affect the value of *extent*.) The send operation sends $n \cdot \text{count}$ entries, where entry $i \cdot n + j$ is at location $addr_{i,j} = \text{buf} + \text{extent} \cdot i + disp_j$ and has type $type_j$, for $i = 0, \dots, \text{count} - 1$ and $j = 0, \dots, n - 1$. These entries need not be contiguous, nor distinct; their order can be arbitrary.

The variable stored at address $addr_{i,j}$ in the calling program should be of a type that matches $type_j$, where type matching is defined as in Section 3.3.1. The message sent contains $n \cdot \text{count}$ entries, where entry $i \cdot n + j$ has type $type_j$.

Similarly, suppose that a receive operation `MPI_RECV(buf, count, datatype, source, tag, comm, status)` is executed, where `datatype` has type map,

$$\{(type_0, disp_0), \dots, (type_{n-1}, disp_{n-1})\},$$

with extent *extent*. (Again, explicit lower bound and upper bound markers are not listed in the type map, but they affect the value of *extent*.) This receive operation receives $n \cdot \text{count}$ entries, where entry $i \cdot n + j$ is at location $\text{buf} + \text{extent} \cdot i + disp_j$ and has type $type_j$. If the incoming message consists of k elements, then we must have $k \leq n \cdot \text{count}$; the $i \cdot n + j$ -th element of the message should have a type that matches $type_j$.

Type matching is defined according to the type signature of the corresponding datatypes, that is, the sequence of basic type components. Type matching does not depend on some aspects of the datatype definition, such as the displacements (layout in memory) or the intermediate types used.

Example 4.11 This example shows that type matching is defined in terms of the basic types that a derived type consists of.

```

1  ...
2  CALL MPI_TYPE_CONTIGUOUS(2, MPI_REAL, type2, ...)
3  CALL MPI_TYPE_CONTIGUOUS(4, MPI_REAL, type4, ...)
4  CALL MPI_TYPE_CONTIGUOUS(2, type2, type22, ...)
5  ...
6  CALL MPI_SEND(a, 4, MPI_REAL, ...)
7  CALL MPI_SEND(a, 2, type2, ...)
8  CALL MPI_SEND(a, 1, type22, ...)
9  CALL MPI_SEND(a, 1, type4, ...)
10 ...
11 CALL MPI_RECV(a, 4, MPI_REAL, ...)
12 CALL MPI_RECV(a, 2, type2, ...)
13 CALL MPI_RECV(a, 1, type22, ...)
14 CALL MPI_RECV(a, 1, type4, ...)

```

Each of the sends matches any of the receives.

A datatype may specify overlapping entries. The use of such a datatype in a receive operation is erroneous. (This is erroneous even if the actual message received is short enough not to write any entry more than once.)

Suppose that `MPI_RECV(buf, count, datatype, dest, tag, comm, status)` is executed, where `datatype` has type map,

$$\{(type_0, disp_0), \dots, (type_{n-1}, disp_{n-1})\}.$$

The received message need not fill all the receive buffer, nor does it need to fill a number of locations which is a multiple of n . Any number, k , of basic elements can be received, where $0 \leq k \leq \text{count} \cdot n$. The number of basic elements received can be retrieved from `status` using the query functions `MPI_GET_ELEMENTS` or `MPI_GET_ELEMENTS_X`.

`MPI_GET_ELEMENTS(status, datatype, count)`

IN	status	return status of receive operation (Status)
IN	datatype	datatype used by receive operation (handle)
OUT	count	number of received basic elements (integer)

```

int MPI_Get_elements(const MPI_Status *status, MPI_Datatype datatype,
                    int *count)

```

```

MPI_Get_elements(status, datatype, count, ierror) BIND(C)

```

```

    TYPE(MPI_Status), INTENT(IN) :: status
    TYPE(MPI_Datatype), INTENT(IN) :: datatype
    INTEGER, INTENT(OUT) :: count
    INTEGER, OPTIONAL, INTENT(OUT) :: ierror

```

```

MPI_GET_ELEMENTS(STATUS, DATATYPE, COUNT, IERROR)
    INTEGER STATUS(MPI_STATUS_SIZE), DATATYPE, COUNT, IERROR

```

```

MPI_GET_ELEMENTS_X(status, datatype, count)
    IN      status      return status of receive operation (Status)
    IN      datatype    datatype used by receive operation (handle)
    OUT     count       number of received basic elements (integer)

int MPI_Get_elements_x(const MPI_Status *status, MPI_Datatype datatype,
                      MPI_Count *count)

MPI_Get_elements_x(status, datatype, count, ierror) BIND(C)
    TYPE(MPI_Status), INTENT(IN) :: status
    TYPE(MPI_Datatype), INTENT(IN) :: datatype
    INTEGER(KIND = MPI_COUNT_KIND), INTENT(OUT) :: count
    INTEGER, OPTIONAL, INTENT(OUT) :: ierror

MPI_GET_ELEMENTS_X(STATUS, DATATYPE, COUNT, IERROR)
    INTEGER STATUS(MPI_STATUS_SIZE), DATATYPE, IERROR
    INTEGER(KIND=MPI_COUNT_KIND) COUNT

```

The `datatype` argument should match the argument provided by the receive call that set the `status` variable. For both functions, if the `OUT` parameter cannot express the value to be returned (e.g., if the parameter is too small to hold the output value), it is set to `MPI_UNDEFINED`.

The previously defined function `MPI_GET_COUNT` (Section 3.2.5), has a different behavior. It returns the number of “top-level entries” received, i.e. the number of “copies” of type `datatype`. In the previous example, `MPI_GET_COUNT` may return any integer value k , where $0 \leq k \leq \text{count}$. If `MPI_GET_COUNT` returns k , then the number of basic elements received (and the value returned by `MPI_GET_ELEMENTS` or `MPI_GET_ELEMENTS_X`) is $n \cdot k$. If the number of basic elements received is not a multiple of n , that is, if the receive operation has not received an integral number of `datatype` “copies,” then `MPI_GET_COUNT` sets the value of `count` to `MPI_UNDEFINED`.

Example 4.12 Usage of `MPI_GET_COUNT` and `MPI_GET_ELEMENTS`.

```

...
CALL MPI_TYPE_CONTIGUOUS(2, MPI_REAL, Type2, ierr)
CALL MPI_TYPE_COMMIT(Type2, ierr)
...
CALL MPI_COMM_RANK(comm, rank, ierr)
IF (rank.EQ.0) THEN
    CALL MPI_SEND(a, 2, MPI_REAL, 1, 0, comm, ierr)
    CALL MPI_SEND(a, 3, MPI_REAL, 1, 0, comm, ierr)
ELSE IF (rank.EQ.1) THEN
    CALL MPI_RECV(a, 2, Type2, 0, 0, comm, stat, ierr)
    CALL MPI_GET_COUNT(stat, Type2, i, ierr)      ! returns i=1
    CALL MPI_GET_ELEMENTS(stat, Type2, i, ierr)  ! returns i=2
    CALL MPI_RECV(a, 2, Type2, 0, 0, comm, stat, ierr)
    CALL MPI_GET_COUNT(stat, Type2, i, ierr)      ! returns i=MPI_UNDEFINED
    CALL MPI_GET_ELEMENTS(stat, Type2, i, ierr)  ! returns i=3
END IF

```

1 The functions `MPI_GET_ELEMENTS` and `MPI_GET_ELEMENTS_X` can also be used
 2 after a probe to find the number of elements in the probed message. Note that the
 3 `MPI_GET_COUNT`, `MPI_GET_ELEMENTS`, and `MPI_GET_ELEMENTS_X` return the same
 4 values when they are used with basic datatypes as long as the limits of their respective
 5 count arguments are not exceeded.

6
 7 *Rationale.* The extension given to the definition of `MPI_GET_COUNT` seems natural:
 8 one would expect this function to return the value of the `count` argument, when the
 9 receive buffer is filled. Sometimes `datatype` represents a basic unit of data one wants
 10 to transfer, for example, a record in an array of records (structures). One should be
 11 able to find out how many components were received without bothering to divide by
 12 the number of elements in each component. However, on other occasions, `datatype`
 13 is used to define a complex layout of data in the receiver memory, and does not
 14 represent a basic unit of data for transfers. In such cases, one needs to use the
 15 function `MPI_GET_ELEMENTS` or `MPI_GET_ELEMENTS_X`. (*End of rationale.*)

16
 17 *Advice to implementors.* The definition implies that a receive cannot change the
 18 value of storage outside the entries defined to compose the communication buffer. In
 19 particular, the definition implies that padding space in a structure should not be mod-
 20 ified when such a structure is copied from one process to another. This would prevent
 21 the obvious optimization of copying the structure, together with the padding, as one
 22 contiguous block. The implementation is free to do this optimization when it does not
 23 impact the outcome of the computation. The user can “force” this optimization by
 24 explicitly including padding as part of the message. (*End of advice to implementors.*)

25 26 4.1.12 Correct Use of Addresses

27 Successively declared variables in C or Fortran are not necessarily stored at contiguous
 28 locations. Thus, care must be exercised that displacements do not cross from one variable
 29 to another. Also, in machines with a segmented address space, addresses are not unique
 30 and address arithmetic has some peculiar properties. Thus, the use of *addresses*, that is,
 31 displacements relative to the start address `MPI_BOTTOM`, has to be restricted.

32 Variables belong to the same *sequential storage* if they belong to the same array, to the
 33 same `COMMON` block in Fortran, or to the same structure in C. Valid addresses are defined
 34 recursively as follows:
 35

- 36 1. The function `MPI_GET_ADDRESS` returns a valid address, when passed as argument
 37 a variable of the calling program.
- 38 2. The `buf` argument of a communication function evaluates to a valid address, when
 39 passed as argument a variable of the calling program.
- 40 3. If `v` is a valid address, and `i` is an integer, then `v+i` is a valid address, provided `v` and
 41 `v+i` are in the same sequential storage.

42
 43
 44 A correct program uses only valid addresses to identify the locations of entries in
 45 communication buffers. Furthermore, if `u` and `v` are two valid addresses, then the (integer)
 46 difference `u - v` can be computed only if both `u` and `v` are in the same sequential storage.
 47 No other arithmetic operations can be meaningfully executed on addresses.
 48

The rules above impose no constraints on the use of derived datatypes, as long as they are used to define a communication buffer that is wholly contained within the same sequential storage. However, the construction of a communication buffer that contains variables that are not within the same sequential storage must obey certain restrictions. Basically, a communication buffer with variables that are not within the same sequential storage can be used only by specifying in the communication call `buf = MPI_BOTTOM`, `count = 1`, and using a `datatype` argument where all displacements are valid (absolute) addresses.

Advice to users. It is not expected that MPI implementations will be able to detect erroneous, “out of bound” displacements — unless those overflow the user address space — since the MPI call may not know the extent of the arrays and records in the host program. (*End of advice to users.*)

Advice to implementors. There is no need to distinguish (absolute) addresses and (relative) displacements on a machine with contiguous address space: `MPI_BOTTOM` is zero, and both addresses and displacements are integers. On machines where the distinction is required, addresses are recognized as expressions that involve `MPI_BOTTOM`. (*End of advice to implementors.*)

4.1.13 Decoding a Datatype

MPI datatype objects allow users to specify an arbitrary layout of data in memory. There are several cases where accessing the layout information in opaque datatype objects would be useful. The opaque datatype object has found a number of uses outside MPI. Furthermore, a number of tools wish to display internal information about a datatype. To achieve this, datatype decoding functions are provided. The two functions in this section are used together to decode datatypes to recreate the calling sequence used in their initial definition. These can be used to allow a user to determine the type map and type signature of a datatype.

```
MPI_TYPE_GET_ENVELOPE(datatype, num_integers, num_addresses, num_datatypes,
                      combiner)
```

IN	<code>datatype</code>	datatype to access (handle)
OUT	<code>num_integers</code>	number of input integers used in the call constructing combiner (non-negative integer)
OUT	<code>num_addresses</code>	number of input addresses used in the call constructing combiner (non-negative integer)
OUT	<code>num_datatypes</code>	number of input datatypes used in the call constructing combiner (non-negative integer)
OUT	<code>combiner</code>	combiner (state)

```
int MPI_Type_get_envelope(MPI_Datatype datatype, int *num_integers,
                          int *num_addresses, int *num_datatypes, int *combiner)
```

```
MPI_Type_get_envelope(datatype, num_integers, num_addresses, num_datatypes,
                      combiner, ierror) BIND(C)
```

```

1  TYPE(MPI_Datatype), INTENT(IN) :: datatype
2  INTEGER, INTENT(OUT) :: num_integers, num_addresses, num_datatypes,
3  combiner
4  INTEGER, OPTIONAL, INTENT(OUT) :: ierror
5
6  MPI_TYPE_GET_ENVELOPE(DATATYPE, NUM_INTEGERS, NUM_ADDRESSES, NUM_DATATYPES,
7  COMBINER, IERROR)
8  INTEGER DATATYPE, NUM_INTEGERS, NUM_ADDRESSES, NUM_DATATYPES, COMBINER,
9  IERROR

```

For the given `datatype`, `MPI_TYPE_GET_ENVELOPE` returns information on the number and type of input arguments used in the call that created the `datatype`. The number-of-arguments values returned can be used to provide sufficiently large arrays in the decoding routine `MPI_TYPE_GET_CONTENTS`. This call and the meaning of the returned values is described below. The `combiner` reflects the MPI datatype constructor call that was used in creating `datatype`.

Rationale. By requiring that the `combiner` reflect the constructor used in the creation of the `datatype`, the decoded information can be used to effectively recreate the calling sequence used in the original creation. This is the most useful information and was felt to be reasonable even though it constrains implementations to remember the original constructor sequence even if the internal representation is different.

The decoded information keeps track of datatype duplications. This is important as one needs to distinguish between a predefined datatype and a dup of a predefined datatype. The former is a constant object that cannot be freed, while the latter is a derived datatype that can be freed. (*End of rationale.*)

The list in Table 4.1 has the values that can be returned in `combiner` on the left and the call associated with them on the right.

<code>MPI_COMBINER_NAMED</code>	a named predefined datatype
<code>MPI_COMBINER_DUP</code>	<code>MPI_TYPE_DUP</code>
<code>MPI_COMBINER_CONTIGUOUS</code>	<code>MPI_TYPE_CONTIGUOUS</code>
<code>MPI_COMBINER_VECTOR</code>	<code>MPI_TYPE_VECTOR</code>
<code>MPI_COMBINER_HVECTOR</code>	<code>MPI_TYPE_CREATE_HVECTOR</code>
<code>MPI_COMBINER_INDEXED</code>	<code>MPI_TYPE_INDEXED</code>
<code>MPI_COMBINER_HINDEXED</code>	<code>MPI_TYPE_CREATE_HINDEXED</code>
<code>MPI_COMBINER_INDEXED_BLOCK</code>	<code>MPI_TYPE_CREATE_INDEXED_BLOCK</code>
<code>MPI_COMBINER_HINDEXED_BLOCK</code>	<code>MPI_TYPE_CREATE_HINDEXED_BLOCK</code>
<code>MPI_COMBINER_STRUCT</code>	<code>MPI_TYPE_CREATE_STRUCT</code>
<code>MPI_COMBINER_SUBARRAY</code>	<code>MPI_TYPE_CREATE_SUBARRAY</code>
<code>MPI_COMBINER_DARRAY</code>	<code>MPI_TYPE_CREATE_DARRAY</code>
<code>MPI_COMBINER_F90_REAL</code>	<code>MPI_TYPE_CREATE_F90_REAL</code>
<code>MPI_COMBINER_F90_COMPLEX</code>	<code>MPI_TYPE_CREATE_F90_COMPLEX</code>
<code>MPI_COMBINER_F90_INTEGER</code>	<code>MPI_TYPE_CREATE_F90_INTEGER</code>
<code>MPI_COMBINER_RESIZED</code>	<code>MPI_TYPE_CREATE_RESIZED</code>

Table 4.1: `combiner` values returned from `MPI_TYPE_GET_ENVELOPE`

If combiner is MPI_COMBINER_NAMED then datatype is a named predefined datatype. 1

The actual arguments used in the creation call for a datatype can be obtained using MPI_TYPE_GET_CONTENTS. 2
3

MPI_TYPE_GET_CONTENTS(datatype, max_integers, max_addresses, max_datatypes, 4
5
6
array_of_integers, array_of_addresses, array_of_datatypes) 7

IN	datatype	datatype to access (handle)	8
IN	max_integers	number of elements in array_of_integers (non-negative integer)	9 10 11
IN	max_addresses	number of elements in array_of_addresses (non-negative integer)	12 13
IN	max_datatypes	number of elements in array_of_datatypes (non-negative integer)	14 15
OUT	array_of_integers	contains integer arguments used in constructing datatype (array of integers)	16 17 18
OUT	array_of_addresses	contains address arguments used in constructing datatype (array of integers)	19 20
OUT	array_of_datatypes	contains datatype arguments used in constructing datatype (array of handles)	21 22 23

```
int MPI_Type_get_contents(MPI_Datatype datatype, int max_integers,
    int max_addresses, int max_datatypes, int array_of_integers[],
    MPI_Aint array_of_addresses[],
    MPI_Datatype array_of_datatypes[]) 24  
25  
26  
27  
28
```

```
MPI_Type_get_contents(datatype, max_integers, max_addresses, max_datatypes,
    array_of_integers, array_of_addresses, array_of_datatypes,
    ierror) BIND(C) 29  
30  
31
```

```
TYPE(MPI_Datatype), INTENT(IN) :: datatype 32  
INTEGER, INTENT(IN) :: max_integers, max_addresses, max_datatypes 33  
INTEGER, INTENT(OUT) :: array_of_integers(max_integers) 34  
INTEGER(KIND=MPI_ADDRESS_KIND), INTENT(OUT) :: 35  
array_of_addresses(max_addresses) 36  
TYPE(MPI_Datatype), INTENT(OUT) :: array_of_datatypes(max_datatypes) 37  
INTEGER, OPTIONAL, INTENT(OUT) :: ierror 38
```

```
MPI_TYPE_GET_CONTENTS(DATATYPE, MAX_INTEGERS, MAX_ADDRESSES, MAX_DATATYPES,
    ARRAY_OF_INTEGERS, ARRAY_OF_ADDRESSES, ARRAY_OF_DATATYPES,
    IERROR) 39  
40  
41
```

```
INTEGER DATATYPE, MAX_INTEGERS, MAX_ADDRESSES, MAX_DATATYPES,
    ARRAY_OF_INTEGERS(*), ARRAY_OF_DATATYPES(*), IERROR
    INTEGER(KIND=MPI_ADDRESS_KIND) ARRAY_OF_ADDRESSES(*) 42  
43  
44  
45
```

datatype must be a predefined unnamed or a derived datatype; the call is erroneous if datatype is a predefined named datatype. 46
47
48

1 The values given for `max_integers`, `max_addresses`, and `max_datatypes` must be at least as
2 large as the value returned in `num_integers`, `num_addresses`, and `num_datatypes`, respectively,
3 in the call `MPI_TYPE_GET_ENVELOPE` for the same `datatype` argument.

4
5 *Rationale.* The arguments `max_integers`, `max_addresses`, and `max_datatypes` allow for
6 error checking in the call. (*End of rationale.*)

7
8 The datatypes returned in `array_of_datatypes` are handles to datatype objects that
9 are equivalent to the datatypes used in the original construction call. If these were derived
10 datatypes, then the returned datatypes are new datatype objects, and the user is responsible
11 for freeing these datatypes with `MPI_TYPE_FREE`. If these were predefined datatypes, then
12 the returned datatype is equal to that (constant) predefined datatype and cannot be freed.

13 The committed state of returned derived datatypes is undefined, i.e., the datatypes may
14 or may not be committed. Furthermore, the content of attributes of returned datatypes is
15 undefined.

16 Note that `MPI_TYPE_GET_CONTENTS` can be invoked with a
17 `datatype` argument that was constructed using `MPI_TYPE_CREATE_F90_REAL`,
18 `MPI_TYPE_CREATE_F90_INTEGER`, or `MPI_TYPE_CREATE_F90_COMPLEX` (an unnamed
19 predefined datatype). In such a case, an empty `array_of_datatypes` is returned.

20
21 *Rationale.* The definition of datatype equivalence implies that equivalent predefined
22 datatypes are equal. By requiring the same handle for named predefined datatypes,
23 it is possible to use the `==` or `.EQ.` comparison operator to determine the datatype
24 involved. (*End of rationale.*)

25
26 *Advice to implementors.* The datatypes returned in `array_of_datatypes` must appear
27 to the user as if each is an equivalent copy of the datatype used in the type constructor
28 call. Whether this is done by creating a new datatype or via another mechanism such
29 as a reference count mechanism is up to the implementation as long as the semantics
30 are preserved. (*End of advice to implementors.*)

31
32 *Rationale.* The committed state and attributes of the returned datatype is delib-
33 erately left vague. The datatype used in the original construction may have been
34 modified since its use in the constructor call. Attributes can be added, removed, or
35 modified as well as having the datatype committed. The semantics given allow for
36 a reference count implementation without having to track these changes. (*End of*
37 *rationale.*)

38 In the deprecated datatype constructor calls, the address arguments in Fortran are
39 of type `INTEGER`. In the preferred calls, the address arguments are of type
40 `INTEGER(KIND=MPI_ADDRESS_KIND)`. The call `MPI_TYPE_GET_CONTENTS` returns all ad-
41 dresses in an argument of type `INTEGER(KIND=MPI_ADDRESS_KIND)`. This is true even if the
42 deprecated calls were used. Thus, the location of values returned can be thought of as being
43 returned by the C bindings. It can also be determined by examining the preferred calls for
44 datatype constructors for the deprecated calls that involve addresses.

45
46 *Rationale.* By having all address arguments returned in the
47 `array_of_addresses` argument, the result from a C and Fortran decoding of a `datatype`
48 gives the result in the same argument. It is assumed that an integer of type

INTEGER(KIND=MPI_ADDRESS_KIND) will be at least as large as the INTEGER argument used in datatype construction with the old MPI-1 calls so no loss of information will occur. (*End of rationale.*)

The following defines what values are placed in each entry of the returned arrays depending on the datatype constructor used for datatype. It also specifies the size of the arrays needed which is the values returned by MPI_TYPE_GET_ENVELOPE. In Fortran, the following calls were made:

```

PARAMETER (LARGE = 1000)
INTEGER TYPE, NI, NA, ND, COMBINER, I(LARGE), D(LARGE), IERROR
INTEGER (KIND=MPI_ADDRESS_KIND) A(LARGE)
! CONSTRUCT DATATYPE TYPE (NOT SHOWN)
CALL MPI_TYPE_GET_ENVELOPE(TYPE, NI, NA, ND, COMBINER, IERROR)
IF ((NI .GT. LARGE) .OR. (NA .GT. LARGE) .OR. (ND .GT. LARGE)) THEN
  WRITE (*, *) "NI, NA, OR ND = ", NI, NA, ND, &
    " RETURNED BY MPI_TYPE_GET_ENVELOPE IS LARGER THAN LARGE = ", LARGE
  CALL MPI_ABORT(MPI_COMM_WORLD, 99, IERROR)
ENDIF
CALL MPI_TYPE_GET_CONTENTS(TYPE, NI, NA, ND, I, A, D, IERROR)

```

or in C the analogous calls of:

```

#define LARGE 1000
int ni, na, nd, combiner, i[LARGE];
MPI_Aint a[LARGE];
MPI_Datatype type, d[LARGE];
/* construct datatype type (not shown) */
MPI_Type_get_envelope(type, &ni, &na, &nd, &combiner);
if ((ni > LARGE) || (na > LARGE) || (nd > LARGE)) {
  fprintf(stderr, "ni, na, or nd = %d %d %d returned by ", ni, na, nd);
  fprintf(stderr, "MPI_Type_get_envelope is larger than LARGE = %d\n",
    LARGE);
  MPI_Abort(MPI_COMM_WORLD, 99);
};
MPI_Type_get_contents(type, ni, na, nd, i, a, d);

```

In the descriptions that follow, the lower case name of arguments is used.

If combiner is MPI_COMBINER_NAMED then it is erroneous to call MPI_TYPE_GET_CONTENTS.

If combiner is MPI_COMBINER_DUP then

Constructor argument	C	Fortran location
oldtype	d[0]	D(1)

and ni = 0, na = 0, nd = 1.

If combiner is MPI_COMBINER_CONTIGUOUS then

Constructor argument	C	Fortran location
count	i[0]	I(1)
oldtype	d[0]	D(1)

and ni = 1, na = 0, nd = 1.

1 If combiner is MPI_COMBINER_VECTOR then

2 Constructor argument	C	Fortran location
3 count	i[0]	I(1)
4 blocklength	i[1]	I(2)
5 stride	i[2]	I(3)
6 oldtype	d[0]	D(1)

7 and ni = 3, na = 0, nd = 1.

8 If combiner is MPI_COMBINER_HVECTOR then

9 Constructor argument	C	Fortran location
10 count	i[0]	I(1)
11 blocklength	i[1]	I(2)
12 stride	a[0]	A(1)
13 oldtype	d[0]	D(1)

14 and ni = 2, na = 1, nd = 1.

15 If combiner is MPI_COMBINER_INDEXED then

16 Constructor argument	C	Fortran location
17 count	i[0]	I(1)
18 array_of_blocklengths	i[1] to i[i[0]]	I(2) to I(I(1)+1)
19 array_of_displacements	i[i[0]+1] to i[2*i[0]]	I(I(1)+2) to I(2*I(1)+1)
20 oldtype	d[0]	D(1)

21 and ni = 2*count+1, na = 0, nd = 1.

22 If combiner is MPI_COMBINER_HINDEXED then

23 Constructor argument	C	Fortran location
24 count	i[0]	I(1)
25 array_of_blocklengths	i[1] to i[i[0]]	I(2) to I(I(1)+1)
26 array_of_displacements	a[0] to a[i[0]-1]	A(1) to A(I(1))
27 oldtype	d[0]	D(1)

28 and ni = count+1, na = count, nd = 1.

29 If combiner is MPI_COMBINER_INDEXED_BLOCK then

30 Constructor argument	C	Fortran location
31 count	i[0]	I(1)
32 blocklength	i[1]	I(2)
33 array_of_displacements	i[2] to i[i[0]+1]	I(3) to I(I(1)+2)
34 oldtype	d[0]	D(1)

35 and ni = count+2, na = 0, nd = 1.

36 If combiner is MPI_COMBINER_HINDEXED_BLOCK then

37 Constructor argument	C	Fortran location
38 count	i[0]	I(1)
39 blocklength	i[1]	I(2)
40 array_of_displacements	a[0] to a[i[0]-1]	A(1) to A(I(1))
41 oldtype	d[0]	D(1)

42 and ni = 2, na = count, nd = 1.

43 If combiner is MPI_COMBINER_STRUCT then

44 Constructor argument	C	Fortran location
45 count	i[0]	I(1)
46 array_of_blocklengths	i[1] to i[i[0]]	I(2) to I(I(1)+1)
47 array_of_displacements	a[0] to a[i[0]-1]	A(1) to A(I(1))
48 array_of_types	d[0] to d[i[0]-1]	D(1) to D(I(1))

and $ni = count+1$, $na = count$, $nd = count$.

If combiner is `MPI_COMBINER_SUBARRAY` then

Constructor argument	C	Fortran location
<code>ndims</code>	<code>i[0]</code>	<code>I(1)</code>
<code>array_of_sizes</code>	<code>i[1] to i[i[0]]</code>	<code>I(2) to I(I(1)+1)</code>
<code>array_of_subsizes</code>	<code>i[i[0]+1] to i[2*i[0]]</code>	<code>I(I(1)+2) to I(2*I(1)+1)</code>
<code>array_of_starts</code>	<code>i[2*i[0]+1] to i[3*i[0]]</code>	<code>I(2*I(1)+2) to I(3*I(1)+1)</code>
<code>order</code>	<code>i[3*i[0]+1]</code>	<code>I(3*I(1)+2)</code>
<code>oldtype</code>	<code>d[0]</code>	<code>D(1)</code>

and $ni = 3*ndims+2$, $na = 0$, $nd = 1$.

If combiner is `MPI_COMBINER_DARRAY` then

Constructor argument	C	Fortran location
<code>size</code>	<code>i[0]</code>	<code>I(1)</code>
<code>rank</code>	<code>i[1]</code>	<code>I(2)</code>
<code>ndims</code>	<code>i[2]</code>	<code>I(3)</code>
<code>array_of_gsizes</code>	<code>i[3] to i[i[2]+2]</code>	<code>I(4) to I(I(3)+3)</code>
<code>array_of_distribs</code>	<code>i[i[2]+3] to i[2*i[2]+2]</code>	<code>I(I(3)+4) to I(2*I(3)+3)</code>
<code>array_of_dargs</code>	<code>i[2*i[2]+3] to i[3*i[2]+2]</code>	<code>I(2*I(3)+4) to I(3*I(3)+3)</code>
<code>array_of_psize</code>	<code>i[3*i[2]+3] to i[4*i[2]+2]</code>	<code>I(3*I(3)+4) to I(4*I(3)+3)</code>
<code>order</code>	<code>i[4*i[2]+3]</code>	<code>I(4*I(3)+4)</code>
<code>oldtype</code>	<code>d[0]</code>	<code>D(1)</code>

and $ni = 4*ndims+4$, $na = 0$, $nd = 1$.

If combiner is `MPI_COMBINER_F90_REAL` then

Constructor argument	C	Fortran location
<code>p</code>	<code>i[0]</code>	<code>I(1)</code>
<code>r</code>	<code>i[1]</code>	<code>I(2)</code>

and $ni = 2$, $na = 0$, $nd = 0$.

If combiner is `MPI_COMBINER_F90_COMPLEX` then

Constructor argument	C	Fortran location
<code>p</code>	<code>i[0]</code>	<code>I(1)</code>
<code>r</code>	<code>i[1]</code>	<code>I(2)</code>

and $ni = 2$, $na = 0$, $nd = 0$.

If combiner is `MPI_COMBINER_F90_INTEGER` then

Constructor argument	C	Fortran location
<code>r</code>	<code>i[0]</code>	<code>I(1)</code>

and $ni = 1$, $na = 0$, $nd = 0$.

If combiner is `MPI_COMBINER_RESIZED` then

Constructor argument	C	Fortran location
<code>lb</code>	<code>a[0]</code>	<code>A(1)</code>
<code>extent</code>	<code>a[1]</code>	<code>A(2)</code>
<code>oldtype</code>	<code>d[0]</code>	<code>D(1)</code>

and $ni = 0$, $na = 2$, $nd = 1$.

4.1.14 Examples

The following examples illustrate the use of derived datatypes.

Example 4.13 Send and receive a section of a 3D array.

```

1     REAL a(100,100,100), e(9,9,9)
2     INTEGER oneslice, twoslice, threeslice, myrank, ierr
3     INTEGER (KIND=MPI_ADDRESS_KIND) lb, sizeofreal
4     INTEGER status(MPI_STATUS_SIZE)
5
6     C     extract the section a(1:17:2, 3:11, 2:10)
7     C     and store it in e(:, :, :).
8
9     CALL MPI_COMM_RANK(MPI_COMM_WORLD, myrank, ierr)
10
11    CALL MPI_TYPE_GET_EXTENT(MPI_REAL, lb, sizeofreal, ierr)
12
13    C     create datatype for a 1D section
14    CALL MPI_TYPE_VECTOR(9, 1, 2, MPI_REAL, oneslice, ierr)
15
16    C     create datatype for a 2D section
17    CALL MPI_TYPE_CREATE_HVECTOR(9, 1, 100*sizeofreal, oneslice,
18                                twoslice, ierr)
19
20    C     create datatype for the entire section
21    CALL MPI_TYPE_CREATE_HVECTOR(9, 1, 100*100*sizeofreal, twoslice,
22                                threeslice, ierr)
23
24    CALL MPI_TYPE_COMMIT(threeslice, ierr)
25    CALL MPI_SENDRECV(a(1,3,2), 1, threeslice, myrank, 0, e, 9*9*9,
26                      MPI_REAL, myrank, 0, MPI_COMM_WORLD, status, ierr)
27
28

```

Example 4.14 Copy the (strictly) lower triangular part of a matrix.

```

29
30    REAL a(100,100), b(100,100)
31    INTEGER disp(100), blocklen(100), ltype, myrank, ierr
32    INTEGER status(MPI_STATUS_SIZE)
33
34    C     copy lower triangular part of array a
35    C     onto lower triangular part of array b
36
37    CALL MPI_COMM_RANK(MPI_COMM_WORLD, myrank, ierr)
38
39    C     compute start and size of each column
40    DO i=1, 100
41        disp(i) = 100*(i-1) + i
42        blocklen(i) = 100-i
43    END DO
44
45    C     create datatype for lower triangular part
46    CALL MPI_TYPE_INDEXED(100, blocklen, disp, MPI_REAL, ltype, ierr)
47
48    CALL MPI_TYPE_COMMIT(ltype, ierr)

```



```

CALL MPI_SENDRECV(a, 1, ltype, myrank, 0, b, 1,
                  ltype, myrank, 0, MPI_COMM_WORLD, status, ierr)

```

Example 4.15 Transpose a matrix.

```

REAL a(100,100), b(100,100)
INTEGER row, xpose, myrank, ierr
INTEGER (KIND=MPI_ADDRESS_KIND) lb, sizeofreal
INTEGER status(MPI_STATUS_SIZE)

C transpose matrix a onto b

CALL MPI_COMM_RANK(MPI_COMM_WORLD, myrank, ierr)

CALL MPI_TYPE_GET_EXTENT(MPI_REAL, lb, sizeofreal, ierr)

C create datatype for one row
CALL MPI_TYPE_VECTOR(100, 1, 100, MPI_REAL, row, ierr)

C create datatype for matrix in row-major order
CALL MPI_TYPE_CREATE_HVECTOR(100, 1, sizeofreal, row, xpose, ierr)

CALL MPI_TYPE_COMMIT(xpose, ierr)

C send matrix in row-major order and receive in column major order
CALL MPI_SENDRECV(a, 1, xpose, myrank, 0, b, 100*100,
                  MPI_REAL, myrank, 0, MPI_COMM_WORLD, status, ierr)

```

Example 4.16 Another approach to the transpose problem:

```

REAL a(100,100), b(100,100)
INTEGER row, row1
INTEGER (KIND=MPI_ADDRESS_KIND) disp(2), lb, sizeofreal
INTEGER myrank, ierr
INTEGER status(MPI_STATUS_SIZE)

CALL MPI_COMM_RANK(MPI_COMM_WORLD, myrank, ierr)

C transpose matrix a onto b

CALL MPI_TYPE_GET_EXTENT(MPI_REAL, lb, sizeofreal, ierr)

C create datatype for one row
CALL MPI_TYPE_VECTOR(100, 1, 100, MPI_REAL, row, ierr)

C create datatype for one row, with the extent of one real number
lb = 0

```

```

1      CALL MPI_TYPE_CREATE_RESIZED(row, lb, sizeofreal, row1, ierr)
2
3      CALL MPI_TYPE_COMMIT(row1, ierr)
4
5  C    send 100 rows and receive in column major order
6      CALL MPI_SENDRECV(a, 100, row1, myrank, 0, b, 100*100,
7                      MPI_REAL, myrank, 0, MPI_COMM_WORLD, status, ierr)
8

```

Example 4.17 We manipulate an array of structures.

```

11 struct Partstruct
12 {
13     int    type; /* particle type */
14     double d[6]; /* particle coordinates */
15     char   b[7]; /* some additional information */
16 };
17
18 struct Partstruct  particle[1000];
19
20 int                i, dest, tag;
21 MPI_Comm           comm;
22
23
24 /* build datatype describing structure */
25
26 MPI_Datatype Particlestruct, Particletype;
27 MPI_Datatype type[3] = {MPI_INT, MPI_DOUBLE, MPI_CHAR};
28 int          blocklen[3] = {1, 6, 7};
29 MPI_Aint     disp[3];
30 MPI_Aint     base, lb, sizeofentry;
31
32
33 /* compute displacements of structure components */
34
35 MPI_Get_address(particle, disp);
36 MPI_Get_address(particle[0].d, disp+1);
37 MPI_Get_address(particle[0].b, disp+2);
38 base = disp[0];
39 for (i=0; i < 3; i++) disp[i] -= base;
40
41 MPI_Type_create_struct(3, blocklen, disp, type, &Particlestruct);
42
43     /* If compiler does padding in mysterious ways,
44     the following may be safer */
45
46 /* compute extent of the structure */
47
48 MPI_Get_address(particle+1, &sizeofentry);

```

```

sizeofentry -= base;
1
2
/* build datatype describing structure */
3
4
MPI_Type_create_resized(Particlestruct, 0, sizeofentry, &Particletype);
5
6
7
8
9
10
11
12
13
14
15
16
17
18
19
20
21
22
23
24
25
26
27
28
29
30
31
32
33
34
35
36
37
38
39
40
41
42
43
44
45
46
47
48
/* 4.1:
send the entire array */

MPI_Type_commit(&Particletype);
MPI_Send(particle, 1000, Particletype, dest, tag, comm);

/* 4.2:
send only the entries of type zero particles,
preceded by the number of such entries */

MPI_Datatype Zparticles; /* datatype describing all particles
with type zero (needs to be recomputed
if types change) */

MPI_Datatype Ztype;

int zdisp[1000];
int zblock[1000], j, k;
int zzblock[2] = {1,1};
MPI_Aint zzdisp[2];
MPI_Datatype zztype[2];

/* compute displacements of type zero particles */
j = 0;
for (i=0; i < 1000; i++)
    if (particle[i].type == 0)
    {
        zdisp[j] = i;
        zblock[j] = 1;
        j++;
    }

/* create datatype for type zero particles */
MPI_Type_indexed(j, zblock, zdisp, Particletype, &Zparticles);

/* prepend particle count */
MPI_Get_address(&j, zzdisp);
MPI_Get_address(particle, zzdisp+1);
zztype[0] = MPI_INT;
zztype[1] = Zparticles;
MPI_Type_create_struct(2, zblock, zzdisp, zztype, &Ztype);

```

```

1
2 MPI_Type_commit(&Ztype);
3 MPI_Send(MPI_BOTTOM, 1, Ztype, dest, tag, comm);
4
5
6     /* A probably more efficient way of defining Zparticles */
7
8     /* consecutive particles with index zero are handled as one block */
9     j=0;
10    for (i=0; i < 1000; i++)
11        if (particle[i].type == 0)
12            {
13                for (k=i+1; (k < 1000)&&(particle[k].type == 0) ; k++);
14                zdisp[j] = i;
15                zblock[j] = k-i;
16                j++;
17                i = k;
18            }
19    MPI_Type_indexed(j, zblock, zdisp, Particletype, &Zparticles);
20
21
22        /* 4.3:
23        send the first two coordinates of all entries */
24
25    MPI_Datatype Allpairs;    /* datatype for all pairs of coordinates */
26
27    MPI_Type_get_extent(Particletype, &lb, &sizeofentry);
28
29    /* sizeofentry can also be computed by subtracting the address
30    of particle[0] from the address of particle[1] */
31
32    MPI_Type_create_hvector(1000, 2, sizeofentry, MPI_DOUBLE, &Allpairs);
33    MPI_Type_commit(&Allpairs);
34    MPI_Send(particle[0].d, 1, Allpairs, dest, tag, comm);
35
36    /* an alternative solution to 4.3 */
37
38    MPI_Datatype Twodouble;
39
40    MPI_Type_contiguous(2, MPI_DOUBLE, &Twodouble);
41
42    MPI_Datatype Onepair;    /* datatype for one pair of coordinates, with
43    the extent of one particle entry */
44
45    MPI_Type_create_resized(Twodouble, 0, sizeofentry, &Onepair );
46    MPI_Type_commit(&Onepair);
47    MPI_Send(particle[0].d, 1000, Onepair, dest, tag, comm);
48

```

Example 4.18 The same manipulations as in the previous example, but use absolute addresses in datatypes.

```

struct Partstruct
{
    int    type;
    double d[6];
    char   b[7];
};

struct Partstruct particle[1000];

    /* build datatype describing first array entry */

MPI_Datatype Particletype;
MPI_Datatype type[3] = {MPI_INT, MPI_DOUBLE, MPI_CHAR};
int          block[3] = {1, 6, 7};
MPI_Aint     disp[3];

MPI_Get_address(particle, disp);
MPI_Get_address(particle[0].d, disp+1);
MPI_Get_address(particle[0].b, disp+2);
MPI_Type_create_struct(3, block, disp, type, &Particletype);

/* Particletype describes first array entry -- using absolute
   addresses */

    /* 5.1:
       send the entire array */

MPI_Type_commit(&Particletype);
MPI_Send(MPI_BOTTOM, 1000, Particletype, dest, tag, comm);

    /* 5.2:
       send the entries of type zero,
       preceded by the number of such entries */

MPI_Datatype Zparticles, Ztype;

int          zdisp[1000];
int          zblock[1000], i, j, k;
int          zzblock[2] = {1,1};
MPI_Datatype zztype[2];
MPI_Aint     zzdisp[2];

j=0;
for (i=0; i < 1000; i++)

```

```

1     if (particle[i].type == 0)
2         {
3             for (k=i+1; (k < 1000)&&(particle[k].type == 0) ; k++);
4                 zdisp[j] = i;
5                 zblock[j] = k-i;
6                 j++;
7                 i = k;
8         }
9     MPI_Type_indexed(j, zblock, zdisp, Particletype, &Zparticles);
10    /* Zparticles describe particles with type zero, using
11       their absolute addresses*/
12
13    /* prepend particle count */
14    MPI_Get_address(&j, zzdisp);
15    zzdisp[1] = (MPI_Aint)0;
16    zztype[0] = MPI_INT;
17    zztype[1] = Zparticles;
18    MPI_Type_create_struct(2, zzbblock, zzdisp, zztype, &Ztype);
19
20    MPI_Type_commit(&Ztype);
21    MPI_Send(MPI_BOTTOM, 1, Ztype, dest, tag, comm);
22
23
24

```

Example 4.19 Handling of unions.

```

25
26    union {
27        int    ival;
28        float fval;
29        } u[1000];
30
31    int    utype;
32
33    /* All entries of u have identical type; variable
34       utype keeps track of their current type */
35
36
37    MPI_Datatype  mpi_utype[2];
38    MPI_Aint      i, extent;
39
40    /* compute an MPI datatype for each possible union type;
41       assume values are left-aligned in union storage. */
42
43    MPI_Get_address(u, &i);
44    MPI_Get_address(u+1, &extent);
45    extent -= i;
46
47    MPI_Type_create_resized(MPI_INT, 0, extent, &mpi_utype[0]);
48

```

```

MPI_Type_create_resized(MPI_FLOAT, 0, extent, &mpi_utype[1]);      1
                                                                    2
for(i=0; i<2; i++) MPI_Type_commit(&mpi_utype[i]);                3
                                                                    4
/* actual communication */                                        5
                                                                    6
MPI_Send(u, 1000, mpi_utype[utype], dest, tag, comm);              7
                                                                    8

```

Example 4.20 This example shows how a datatype can be decoded. The routine `printdatatype` prints out the elements of the datatype. Note the use of `MPI_Type_free` for datatypes that are not predefined.

```

/*                                                                    13
   Example of decoding a datatype.                                       14
                                                                    15
   Returns 0 if the datatype is predefined, 1 otherwise                 16
*/                                                                    17
#include <stdio.h>                                                    18
#include <stdlib.h>                                                    19
#include "mpi.h"                                                       20
int printdatatype(MPI_Datatype datatype)                               21
{
    int *array_of_ints;                                               23
    MPI_Aint *array_of_adds;                                           24
    MPI_Datatype *array_of_dtypes;                                     25
    int num_ints, num_adds, num_dtypes, combiner;                     26
    int i;                                                            27
                                                                    28

    MPI_Type_get_envelope(datatype,                                    29
                           &num_ints, &num_adds, &num_dtypes, &combiner); 30
    switch (combiner) {                                              31
    case MPI_COMBINER_NAMED:                                          32
        printf("Datatype is named:");                                  33
        /* To print the specific type, we can match against the       34
           predefined forms. We can NOT use a switch statement here   35
           We could also use MPI_TYPE_GET_NAME if we preferred to use 36
           names that the user may have changed.                       37
        */                                                            38
        if (datatype == MPI_INT) printf( "MPI_INT\n" );              39
        else if (datatype == MPI_DOUBLE) printf( "MPI_DOUBLE\n" );   40
        ... else test for other types ...                              41
        return 0;                                                     42
        break;                                                         43
    case MPI_COMBINER_STRUCT:                                          44
    case MPI_COMBINER_STRUCT_INTEGER:                                  45
        printf("Datatype is struct containing");                       46
        array_of_ints = (int *)malloc(num_ints * sizeof(int));        47
        array_of_adds =                                               48

```

```

1         (MPI_Aint *) malloc(num_adds * sizeof(MPI_Aint));
2     array_of_dtypes = (MPI_Datatype *)
3         malloc(num_dtypes * sizeof(MPI_Datatype));
4     MPI_Type_get_contents(datatype, num_ints, num_adds, num_dtypes,
5         array_of_ints, array_of_adds, array_of_dtypes);
6     printf(" %d datatypes:\n", array_of_ints[0]);
7     for (i=0; i<array_of_ints[0]; i++) {
8         printf("blocklength %d, displacement %ld, type:\n",
9             array_of_ints[i+1], (long)array_of_adds[i]);
10        if (printdatatype(array_of_dtypes[i])) {
11            /* Note that we free the type ONLY if it
12               is not predefined */
13            MPI_Type_free(&array_of_dtypes[i]);
14        }
15    }
16    free(array_of_ints);
17    free(array_of_adds);
18    free(array_of_dtypes);
19    break;
20    ... other combiner values ...
21    default:
22        printf("Unrecognized combiner type\n");
23    }
24    return 1;
25 }

```

4.2 Pack and Unpack

Some existing communication libraries provide pack/unpack functions for sending noncontiguous data. In these, the user explicitly packs data into a contiguous buffer before sending it, and unpacks it from a contiguous buffer after receiving it. Derived datatypes, which are described in Section 4.1, allow one, in most cases, to avoid explicit packing and unpacking. The user specifies the layout of the data to be sent or received, and the communication library directly accesses a noncontiguous buffer. The pack/unpack routines are provided for compatibility with previous libraries. Also, they provide some functionality that is not otherwise available in MPI. For instance, a message can be received in several parts, where the receive operation done on a later part may depend on the content of a former part. Another use is that outgoing messages may be explicitly buffered in user supplied space, thus overriding the system buffering policy. Finally, the availability of pack and unpack operations facilitates the development of additional communication libraries layered on top of MPI.


```

MPI_PACK(inbuf, incount, datatype, outbuf, outsize, position, comm) 1
    IN      inbuf              input buffer start (choice) 2
    IN      incount            number of input data items (non-negative integer) 3
    IN      datatype           datatype of each input data item (handle) 4
    OUT     outbuf              output buffer start (choice) 5
    IN      outsize            output buffer size, in bytes (non-negative integer) 6
    INOUT   position           current position in buffer, in bytes (integer) 7
    IN      comm                communicator for packed message (handle) 8
                                                                    9
                                                                    10
                                                                    11
                                                                    12
int MPI_Pack(const void* inbuf, int incount, MPI_Datatype datatype, 13
              void *outbuf, int outsize, int *position, MPI_Comm comm) 14
MPI_Pack(inbuf, incount, datatype, outbuf, outsize, position, comm, ierror) 15
        BIND(C) 16
        TYPE(*), DIMENSION(..), INTENT(IN) :: inbuf 17
        TYPE(*), DIMENSION(..) :: outbuf 18
        INTEGER, INTENT(IN) :: incount, outsize 19
        TYPE(MPI_Datatype), INTENT(IN) :: datatype 20
        INTEGER, INTENT(INOUT) :: position 21
        TYPE(MPI_Comm), INTENT(IN) :: comm 22
        INTEGER, OPTIONAL, INTENT(OUT) :: ierror 23
                                                                    24
MPI_PACK(INBUF, INCOUNT, DATATYPE, OUTBUF, OUTSIZE, POSITION, COMM, IERROR) 25
    <type> INBUF(*), OUTBUF(*) 26
    INTEGER INCOUNT, DATATYPE, OUTSIZE, POSITION, COMM, IERROR 27

```

Packs the message in the send buffer specified by `inbuf`, `incount`, `datatype` into the buffer space specified by `outbuf` and `outsize`. The input buffer can be any communication buffer allowed in `MPI_SEND`. The output buffer is a contiguous storage area containing `outsize` bytes, starting at the address `outbuf` (length is counted in *bytes*, not elements, as if it were a communication buffer for a message of type `MPI_PACKED`).

The input value of `position` is the first location in the output buffer to be used for packing. `position` is incremented by the size of the packed message, and the output value of `position` is the first location in the output buffer following the locations occupied by the packed message. The `comm` argument is the communicator that will be subsequently used for sending the packed message.

```

1 MPI_UNPACK(inbuf, insize, position, outbuf, outcount, datatype, comm)
2     IN      inbuf          input buffer start (choice)
3
4     IN      insize        size of input buffer, in bytes (non-negative integer)
5
6     INOUT   position      current position in bytes (integer)
7
8     OUT     outbuf        output buffer start (choice)
9
10    IN      outcount      number of items to be unpacked (integer)
11
12    IN      datatype      datatype of each output data item (handle)
13
14    IN      comm          communicator for packed message (handle)

```

```

15 int MPI_Unpack(const void* inbuf, int insize, int *position, void *outbuf,
16               int outcount, MPI_Datatype datatype, MPI_Comm comm)

```

```

17 MPI_Unpack(inbuf, insize, position, outbuf, outcount, datatype, comm,
18            ierror) BIND(C)
19     TYPE(*), DIMENSION(..), INTENT(IN) :: inbuf
20     TYPE(*), DIMENSION(..) :: outbuf
21     INTEGER, INTENT(IN) :: insize, outcount
22     INTEGER, INTENT(INOUT) :: position
23     TYPE(MPI_Datatype), INTENT(IN) :: datatype
24     TYPE(MPI_Comm), INTENT(IN) :: comm
25     INTEGER, OPTIONAL, INTENT(OUT) :: ierror

```

```

26 MPI_UNPACK(INBUF, INSIZE, POSITION, OUTBUF, OUTCOUNT, DATATYPE, COMM,
27            IERROR)
28     <type> INBUF(*), OUTBUF(*)
29     INTEGER INSIZE, POSITION, OUTCOUNT, DATATYPE, COMM, IERROR

```

Unpacks a message into the receive buffer specified by `outbuf`, `outcount`, `datatype` from the buffer space specified by `inbuf` and `insize`. The output buffer can be any communication buffer allowed in `MPI_RECV`. The input buffer is a contiguous storage area containing `insize` bytes, starting at address `inbuf`. The input value of `position` is the first location in the input buffer occupied by the packed message. `position` is incremented by the size of the packed message, so that the output value of `position` is the first location in the input buffer after the locations occupied by the message that was unpacked. `comm` is the communicator used to receive the packed message.

Advice to users. Note the difference between `MPI_RECV` and `MPI_UNPACK`: in `MPI_RECV`, the count argument specifies the maximum number of items that can be received. The actual number of items received is determined by the length of the incoming message. In `MPI_UNPACK`, the count argument specifies the actual number of items that are unpacked; the “size” of the corresponding message is the increment in `position`. The reason for this change is that the “incoming message size” is not predetermined since the user decides how much to unpack; nor is it easy to determine the “message size” from the number of items to be unpacked. In fact, in a heterogeneous system, this number may not be determined *a priori*. (*End of advice to users.*)

To understand the behavior of pack and unpack, it is convenient to think of the data part of a message as being the sequence obtained by concatenating the successive values sent in that message. The pack operation stores this sequence in the buffer space, as if sending the message to that buffer. The unpack operation retrieves this sequence from buffer space, as if receiving a message from that buffer. (It is helpful to think of internal Fortran files or `sscanf` in C, for a similar function.)

Several messages can be successively packed into one *packing unit*. This is effected by several successive *related* calls to `MPI_PACK`, where the first call provides `position = 0`, and each successive call inputs the value of `position` that was output by the previous call, and the same values for `outbuf`, `outcount` and `comm`. This packing unit now contains the equivalent information that would have been stored in a message by one send call with a send buffer that is the “concatenation” of the individual send buffers.

A packing unit can be sent using type `MPI_PACKED`. Any point to point or collective communication function can be used to move the sequence of bytes that forms the packing unit from one process to another. This packing unit can now be received using any receive operation, with any datatype: the type matching rules are relaxed for messages sent with type `MPI_PACKED`.

A message sent with any type (including `MPI_PACKED`) can be received using the type `MPI_PACKED`. Such a message can then be unpacked by calls to `MPI_UNPACK`.

A packing unit (or a message created by a regular, “typed” send) can be unpacked into several successive messages. This is effected by several successive related calls to `MPI_UNPACK`, where the first call provides `position = 0`, and each successive call inputs the value of `position` that was output by the previous call, and the same values for `inbuf`, `insize` and `comm`.

The concatenation of two packing units is not necessarily a packing unit; nor is a substring of a packing unit necessarily a packing unit. Thus, one cannot concatenate two packing units and then unpack the result as one packing unit; nor can one unpack a substring of a packing unit as a separate packing unit. Each packing unit, that was created by a related sequence of pack calls, or by a regular send, must be unpacked as a unit, by a sequence of related unpack calls.

Rationale. The restriction on “atomic” packing and unpacking of packing units allows the implementation to add at the head of packing units additional information, such as a description of the sender architecture (to be used for type conversion, in a heterogeneous environment) (*End of rationale.*)

The following call allows the user to find out how much space is needed to pack a message and, thus, manage space allocation for buffers.

```

1 MPI_PACK_SIZE(incount, datatype, comm, size)
2     IN          incount          count argument to packing call (non-negative integer)
3     IN          datatype         datatype argument to packing call (handle)
4     IN          comm            communicator argument to packing call (handle)
5     OUT         size             upper bound on size of packed message, in bytes (non-
6                                 negative integer)
7
8

```

```

9 int MPI_Pack_size(int incount, MPI_Datatype datatype, MPI_Comm comm,
10                  int *size)
11

```

```

12 MPI_Pack_size(incount, datatype, comm, size, ierror) BIND(C)
13     INTEGER, INTENT(IN) :: incount
14     TYPE(MPI_Datatype), INTENT(IN) :: datatype
15     TYPE(MPI_Comm), INTENT(IN) :: comm
16     INTEGER, INTENT(OUT) :: size
17     INTEGER, OPTIONAL, INTENT(OUT) :: ierror
18

```

```

19 MPI_PACK_SIZE(INCOUNT, DATATYPE, COMM, SIZE, IERROR)
20     INTEGER INCOUNT, DATATYPE, COMM, SIZE, IERROR
21

```

22 A call to MPI_PACK_SIZE(incount, datatype, comm, size) returns in size an upper bound
23 on the increment in position that is effected by a call to MPI_PACK(inbuf, incount, datatype,
24 outbuf, outcount, position, comm). If the packed size of the datatype cannot be expressed
25 by the size parameter, then MPI_PACK_SIZE sets the value of size to MPI_UNDEFINED.

26 *Rationale.* The call returns an upper bound, rather than an exact bound, since the
27 exact amount of space needed to pack the message may depend on the context (e.g.,
28 first message packed in a packing unit may take more space). (*End of rationale.*)

29
30 **Example 4.21** An example using MPI_PACK.

```

31 int          position, i, j, a[2];
32 char        buff[1000];
33
34 MPI_Comm_rank(MPI_COMM_WORLD, &myrank);
35 if (myrank == 0)
36 {
37     /* SENDER CODE */
38
39     position = 0;
40     MPI_Pack(&i, 1, MPI_INT, buff, 1000, &position, MPI_COMM_WORLD);
41     MPI_Pack(&j, 1, MPI_INT, buff, 1000, &position, MPI_COMM_WORLD);
42     MPI_Send(buff, position, MPI_PACKED, 1, 0, MPI_COMM_WORLD);
43 }
44 else /* RECEIVER CODE */
45     MPI_Recv(a, 2, MPI_INT, 0, 0, MPI_COMM_WORLD, MPI_STATUS_IGNORE);
46
47

```

48 **Example 4.22** An elaborate example.

```
int    position, i;                               1
float  a[1000];                                  2
char   buff[1000];                               3

MPI_Comm_rank(MPI_COMM_WORLD, &myrank);         4
if (myrank == 0)                                 5
{                                                 6
    /* SENDER CODE */                             7
                                                8
                                                9
    int len[2];                                   10
    MPI_Aint disp[2];                             11
    MPI_Datatype type[2], newtype;                12
                                                13
    /* build datatype for i followed by a[0]...a[i-1] */ 14
                                                15

    len[0] = 1;                                   16
    len[1] = i;                                   17
    MPI_Get_address(&i, disp);                     18
    MPI_Get_address(a, disp+1);                   19
    type[0] = MPI_INT;                            20
    type[1] = MPI_FLOAT;                          21
    MPI_Type_create_struct(2, len, disp, type, &newtype); 22
    MPI_Type_commit(&newtype);                   23
                                                24

    /* Pack i followed by a[0]...a[i-1]*/         25
                                                26

    position = 0;                                 27
    MPI_Pack(MPI_BOTTOM, 1, newtype, buff, 1000, &position, MPI_COMM_WORLD); 28
                                                29

    /* Send */                                    30
                                                31

    MPI_Send(buff, position, MPI_PACKED, 1, 0,    32
              MPI_COMM_WORLD);                   33
                                                34

    /* *****                                    35
    One can replace the last three lines with    36
    MPI_Send(MPI_BOTTOM, 1, newtype, 1, 0, MPI_COMM_WORLD); 37
    ***** */                                   38
}                                                 39
else if (myrank == 1)                             40
{                                                 41
    /* RECEIVER CODE */                           42
                                                43

    MPI_Status status;                            44
                                                45

    /* Receive */                                 46
                                                47

    MPI_Recv(buff, 1000, MPI_PACKED, 0, 0, MPI_COMM_WORLD, &status); 48
```

```

1
2     /* Unpack i */
3
4     position = 0;
5     MPI_Unpack(buff, 1000, &position, &i, 1, MPI_INT, MPI_COMM_WORLD);
6
7     /* Unpack a[0]...a[i-1] */
8     MPI_Unpack(buff, 1000, &position, a, i, MPI_FLOAT, MPI_COMM_WORLD);
9 }
10

```

Example 4.23 Each process sends a count, followed by count characters to the root; the root concatenates all characters into one string.

```

11
12
13
14 int count, gsize, counts[64], totalcount, k1, k2, k,
15     displs[64], position, concat_pos;
16 char chr[100], *lbuf, *rbuf, *cbuf;
17
18 MPI_Comm_size(comm, &gsize);
19 MPI_Comm_rank(comm, &myrank);
20
21     /* allocate local pack buffer */
22 MPI_Pack_size(1, MPI_INT, comm, &k1);
23 MPI_Pack_size(count, MPI_CHAR, comm, &k2);
24 k = k1+k2;
25 lbuf = (char *)malloc(k);
26
27     /* pack count, followed by count characters */
28 position = 0;
29 MPI_Pack(&count, 1, MPI_INT, lbuf, k, &position, comm);
30 MPI_Pack(chr, count, MPI_CHAR, lbuf, k, &position, comm);
31
32 if (myrank != root) {
33     /* gather at root sizes of all packed messages */
34     MPI_Gather(&position, 1, MPI_INT, NULL, 0,
35             MPI_DATATYPE_NULL, root, comm);
36
37     /* gather at root packed messages */
38     MPI_Gatherv(lbuf, position, MPI_PACKED, NULL,
39             NULL, NULL, MPI_DATATYPE_NULL, root, comm);
40
41 } else { /* root code */
42     /* gather sizes of all packed messages */
43     MPI_Gather(&position, 1, MPI_INT, counts, 1,
44             MPI_INT, root, comm);
45
46     /* gather all packed messages */
47     displs[0] = 0;
48     for (i=1; i < gsize; i++)

```

```

    displs[i] = displs[i-1] + counts[i-1];
totalcount = displs[gsize-1] + counts[gsize-1];
rbuf = (char *)malloc(totalcount);
cbuf = (char *)malloc(totalcount);
MPI_Gatherv(lbuf, position, MPI_PACKED, rbuf,
            counts, displs, MPI_PACKED, root, comm);

/* unpack all messages and concatenate strings */
concat_pos = 0;
for (i=0; i < gsize; i++) {
    position = 0;
    MPI_Unpack(rbuf+displs[i], totalcount-displs[i],
               &position, &count, 1, MPI_INT, comm);
    MPI_Unpack(rbuf+displs[i], totalcount-displs[i],
               &position, cbuf+concat_pos, count, MPI_CHAR, comm);
    concat_pos += count;
}
cbuf[concat_pos] = '\0';
}

```

4.3 Canonical MPI_PACK and MPI_UNPACK

These functions read/write data to/from the buffer in the “external32” data format specified in Section 13.7.2, and calculate the size needed for packing. Their first arguments specify the data format, for future extensibility, but currently the only valid value of the `datarep` argument is “external32.”

Advice to users. These functions could be used, for example, to send typed data in a portable format from one MPI implementation to another. (*End of advice to users.*)

The buffer will contain exactly the packed data, without headers. `MPI_BYTE` should be used to send and receive data that is packed using `MPI_PACK_EXTERNAL`.

Rationale. `MPI_PACK_EXTERNAL` specifies that there is no header on the message and further specifies the exact format of the data. Since `MPI_PACK` may (and is allowed to) use a header, the datatype `MPI_PACKED` cannot be used for data packed with `MPI_PACK_EXTERNAL`. (*End of rationale.*)


```

MPI_Unpack_external(datarep, inbuf, insize, position, outbuf, outcount,
                   datatype, ierror) BIND(C)
CHARACTER(LEN=*), INTENT(IN) :: datarep
TYPE(*), DIMENSION(..), INTENT(IN) :: inbuf
TYPE(*), DIMENSION(..) :: outbuf
INTEGER(KIND=MPI_ADDRESS_KIND), INTENT(IN) :: insize
INTEGER(KIND=MPI_ADDRESS_KIND), INTENT(INOUT) :: position
INTEGER, INTENT(IN) :: outcount
TYPE(MPI_Datatype), INTENT(IN) :: datatype
INTEGER, OPTIONAL, INTENT(OUT) :: ierror

MPI_UNPACK_EXTERNAL(DATAREP, INBUF, INSIZE, POSITION, OUTBUF, OUTCOUNT,
                   DATATYPE, IERROR)
INTEGER OUTCOUNT, DATATYPE, IERROR
INTEGER(KIND=MPI_ADDRESS_KIND) INSIZE, POSITION
CHARACTER*(*) DATAREP
<type> INBUF(*), OUTBUF(*)

MPI_PACK_EXTERNAL_SIZE(datarep, incount, datatype, size)
IN      datarep          data representation (string)
IN      incount          number of input data items (integer)
IN      datatype        datatype of each input data item (handle)
OUT     size             output buffer size, in bytes (integer)

int MPI_Pack_external_size(const char datarep[], int incount,
                          MPI_Datatype datatype, MPI_Aint *size)

MPI_Pack_external_size(datarep, incount, datatype, size, ierror) BIND(C)
TYPE(MPI_Datatype), INTENT(IN) :: datatype
INTEGER, INTENT(IN) :: incount
CHARACTER(LEN=*), INTENT(IN) :: datarep
INTEGER(KIND=MPI_ADDRESS_KIND), INTENT(OUT) :: size
INTEGER, OPTIONAL, INTENT(OUT) :: ierror

MPI_PACK_EXTERNAL_SIZE(DATAREP, INCOUNT, DATATYPE, SIZE, IERROR)
INTEGER INCOUNT, DATATYPE, IERROR
INTEGER(KIND=MPI_ADDRESS_KIND) SIZE
CHARACTER*(*) DATAREP

```

- 1
- 2
- 3
- 4
- 5
- 6
- 7
- 8
- 9
- 10
- 11
- 12
- 13
- 14
- 15
- 16
- 17
- 18
- 19
- 20
- 21
- 22
- 23
- 24
- 25
- 26
- 27
- 28
- 29
- 30
- 31
- 32
- 33
- 34
- 35
- 36
- 37
- 38
- 39
- 40
- 41
- 42
- 43
- 44
- 45
- 46
- 47
- 48

1
2
3
4
5
6
7
8
9
10
11
12
13
14
15
16
17
18
19
20
21
22
23
24
25
26
27
28
29
30
31
32
33
34
35
36
37
38
39
40
41
42
43
44
45
46
47
48

Chapter 5

Collective Communication

5.1 Introduction and Overview

Collective communication is defined as communication that involves a group or groups of processes. The functions of this type provided by MPI are the following:

- `MPI_BARRIER`, `MPI_IBARRIER`: Barrier synchronization across all members of a group (Section 5.3 and Section 5.12.1).
- `MPI_BCAST`, `MPI_IBCAST`: Broadcast from one member to all members of a group (Section 5.4 and Section 5.12.2). This is shown as “broadcast” in Figure 5.1.
- `MPI_GATHER`, `MPI_IGATHER`, `MPI_GATHERV`, `MPI_IGATHERV`: Gather data from all members of a group to one member (Section 5.5 and Section 5.12.3). This is shown as “gather” in Figure 5.1.
- `MPI_SCATTER`, `MPI_ISCATTER`, `MPI_SCATTERV`, `MPI_ISCATTERV`: Scatter data from one member to all members of a group (Section 5.6 and Section 5.12.4). This is shown as “scatter” in Figure 5.1.
- `MPI_ALLGATHER`, `MPI_IALLGATHER`, `MPI_ALLGATHERV`, `MPI_IALLGATHERV`: A variation on Gather where all members of a group receive the result (Section 5.7 and Section 5.12.5). This is shown as “allgather” in Figure 5.1.
- `MPI_ALLTOALL`, `MPI_IALLTOALL`, `MPI_ALLTOALLV`, `MPI_IALLTOALLV`, `MPI_ALLTOALLW`, `MPI_IALLTOALLW`: Scatter/Gather data from all members to all members of a group (also called complete exchange) (Section 5.8 and Section 5.12.6). This is shown as “complete exchange” in Figure 5.1.
- `MPI_ALLREDUCE`, `MPI_IALLREDUCE`, `MPI_REDUCE`, `MPI_IREDUCE`: Global reduction operations such as sum, max, min, or user-defined functions, where the result is returned to all members of a group (Section 5.9.6 and Section 5.12.8) and a variation where the result is returned to only one member (Section 5.9 and Section 5.12.7).
- `MPI_REDUCE_SCATTER_BLOCK`, `MPI_IREDUCE_SCATTER_BLOCK`, `MPI_REDUCE_SCATTER`, `MPI_IREDUCE_SCATTER`: A combined reduction and scatter operation (Section 5.10, Section 5.12.9, and Section 5.12.10).

- `MPI_SCAN`, `MPI_ISCAN`, `MPI_EXSCAN`, `MPI_IEXSCAN`: Scan across all members of a group (also called prefix) (Section 5.11, Section 5.11.2, Section 5.12.11, and Section 5.12.12).

One of the key arguments in a call to a collective routine is a communicator that defines the group or groups of participating processes and provides a context for the operation. This is discussed further in Section 5.2. The syntax and semantics of the collective operations are defined to be consistent with the syntax and semantics of the point-to-point operations. Thus, general datatypes are allowed and must match between sending and receiving processes as specified in Chapter 4. Several collective routines such as broadcast and gather have a single originating or receiving process. Such a process is called the *root*. Some arguments in the collective functions are specified as “significant only at root,” and are ignored for all participants except the root. The reader is referred to Chapter 4 for information concerning communication buffers, general datatypes and type matching rules, and to Chapter 6 for information on how to define groups and create communicators.

The type-matching conditions for the collective operations are more strict than the corresponding conditions between sender and receiver in point-to-point. Namely, for collective operations, the amount of data sent must exactly match the amount of data specified by the receiver. Different type maps (the layout in memory, see Section 4.1) between sender and receiver are still allowed.

Collective operations can (but are not required to) complete as soon as the caller’s participation in the collective communication is finished. A blocking operation is complete as soon as the call returns. A nonblocking (immediate) call requires a separate completion call (cf. Section 3.7). The completion of a collective operation indicates that the caller is free to modify locations in the communication buffer. It does not indicate that other processes in the group have completed or even started the operation (unless otherwise implied by the description of the operation). Thus, a collective communication operation may, or may not, have the effect of synchronizing all calling processes. This statement excludes, of course, the barrier operation.

Collective communication calls may use the same communicators as point-to-point communication; MPI guarantees that messages generated on behalf of collective communication calls will not be confused with messages generated by point-to-point communication. The collective operations do not have a message tag argument. A more detailed discussion of correct use of collective routines is found in Section 5.13.

Rationale. The equal-data restriction (on type matching) was made so as to avoid the complexity of providing a facility analogous to the status argument of `MPI_RECV` for discovering the amount of data sent. Some of the collective routines would require an array of status values.

The statements about synchronization are made so as to allow a variety of implementations of the collective functions.

(End of rationale.)

Advice to users. It is dangerous to rely on synchronization side-effects of the collective operations for program correctness. For example, even though a particular implementation may provide a broadcast routine with a side-effect of synchronization, the standard does not require this, and a program that relies on this will not be portable.

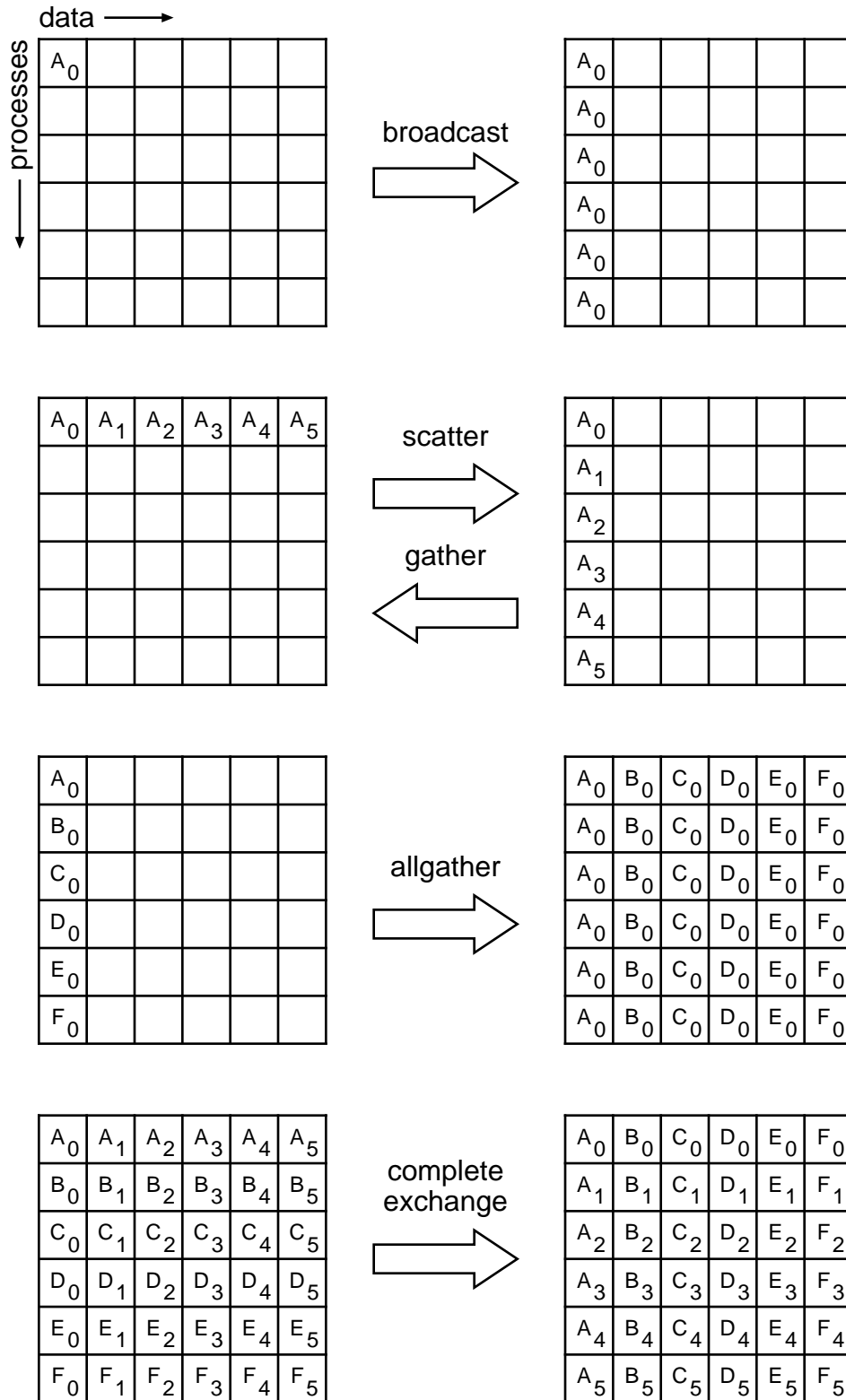


Figure 5.1: Collective move functions illustrated for a group of six processes. In each case, each row of boxes represents data locations in one process. Thus, in the broadcast, initially just the first process contains the data A_0 , but after the broadcast all processes contain it.

1
2
3
4
5
6
7
8
9
10
11
12
13
14
15
16
17
18
19
20
21
22
23
24
25
26
27
28
29
30
31
32
33
34
35
36
37
38
39
40
41
42
43
44
45
46
47
48

1 On the other hand, a correct, portable program must allow for the fact that a collective
2 call *may* be synchronizing. Though one cannot rely on any synchronization side-effect,
3 one must program so as to allow it. These issues are discussed further in Section 5.13.
4 (*End of advice to users.*)

5
6 *Advice to implementors.* While vendors may write optimized collective routines
7 matched to their architectures, a complete library of the collective communication
8 routines can be written entirely using the MPI point-to-point communication func-
9 tions and a few auxiliary functions. If implementing on top of point-to-point, a hidden,
10 special communicator might be created for the collective operation so as to avoid inter-
11 ference with any on-going point-to-point communication at the time of the collective
12 call. This is discussed further in Section 5.13. (*End of advice to implementors.*)

13
14 Many of the descriptions of the collective routines provide illustrations in terms of
15 blocking MPI point-to-point routines. These are intended solely to indicate what data is
16 sent or received by what process. Many of these examples are *not* correct MPI programs;
17 for purposes of simplicity, they often assume infinite buffering.

18 19 5.2 Communicator Argument

20
21 The key concept of the collective functions is to have a group or groups of participating
22 processes. The routines do not have group identifiers as explicit arguments. Instead, there
23 is a communicator argument. Groups and communicators are discussed in full detail in
24 Chapter 6. For the purposes of this chapter, it is sufficient to know that there are two types
25 of communicators: *intra-communicators* and *inter-communicators*. An intracommunicator
26 can be thought of as an identifier for a single group of processes linked with a context. An
27 intercommunicator identifies two distinct groups of processes linked with a context.

28 29 5.2.1 Specifics for Intracommunicator Collective Operations

30
31 All processes in the group identified by the intracommunicator must call the collective
32 routine.

33 In many cases, collective communication can occur “in place” for intracommunicators,
34 with the output buffer being identical to the input buffer. This is specified by providing
35 a special argument value, `MPI_IN_PLACE`, instead of the send buffer or the receive buffer
36 argument, depending on the operation performed.

37
38 *Rationale.* The “in place” operations are provided to reduce unnecessary memory
39 motion by both the MPI implementation and by the user. Note that while the simple
40 check of testing whether the send and receive buffers have the same address will
41 work for some cases (e.g., `MPI_ALLREDUCE`), they are inadequate in others (e.g.,
42 `MPI_GATHER`, with root not equal to zero). Further, Fortran explicitly prohibits
43 aliasing of arguments; the approach of using a special value to denote “in place”
44 operation eliminates that difficulty. (*End of rationale.*)

45
46 *Advice to users.* By allowing the “in place” option, the receive buffer in many of the
47 collective calls becomes a send-and-receive buffer. For this reason, a Fortran binding
48 that includes `INTENT` must mark these as `INOUT`, not `OUT`.

Note that `MPI_IN_PLACE` is a special kind of value; it has the same restrictions on its use that `MPI_BOTTOM` has. (*End of advice to users.*)

5.2.2 Applying Collective Operations to Intercommunicators

To understand how collective operations apply to intercommunicators, we can view most MPI intracommunicator collective operations as fitting one of the following categories (see, for instance, [56]):

All-To-All All processes contribute to the result. All processes receive the result.

- `MPI_ALLGATHER`, `MPI_IALLGATHER`, `MPI_ALLGATHERV`,
`MPI_IALLGATHERV`
- `MPI_ALLTOALL`, `MPI_IALLTOALL`, `MPI_ALLTOALLV`, `MPI_IALLTOALLV`,
`MPI_ALLTOALLW`, `MPI_IALLTOALLW`
- `MPI_ALLREDUCE`, `MPI_IALLREDUCE`, `MPI_REDUCE_SCATTER_BLOCK`,
`MPI_IREDUCE_SCATTER_BLOCK`, `MPI_REDUCE_SCATTER`,
`MPI_IREDUCE_SCATTER`
- `MPI_BARRIER`, `MPI_IBARRIER`

All-To-One All processes contribute to the result. One process receives the result.

- `MPI_GATHER`, `MPI_IGATHER`, `MPI_GATHERV`, `MPI_IGATHERV`
- `MPI_REDUCE`, `MPI_IREDUCE`

One-To-All One process contributes to the result. All processes receive the result.

- `MPI_BCAST`, `MPI_IBCAST`
- `MPI_SCATTER`, `MPI_ISCATTER`, `MPI_SCATTERV`, `MPI_ISCATTERV`

Other Collective operations that do not fit into one of the above categories.

- `MPI_SCAN`, `MPI_ISCAN`, `MPI_EXSCAN`, `MPI_IEXSCAN`

The data movement patterns of `MPI_SCAN`, `MPI_ISCAN`, `MPI_EXSCAN`, and `MPI_IEXSCAN` do not fit this taxonomy.

The application of collective communication to intercommunicators is best described in terms of two groups. For example, an all-to-all `MPI_ALLGATHER` operation can be described as collecting data from all members of one group with the result appearing in all members of the other group (see Figure 5.2). As another example, a one-to-all `MPI_BCAST` operation sends data from one member of one group to all members of the other group. Collective computation operations such as `MPI_REDUCE_SCATTER` have a similar interpretation (see Figure 5.3). For intracommunicators, these two groups are the same. For intercommunicators, these two groups are distinct. For the all-to-all operations, each such operation is described in two phases, so that it has a symmetric, full-duplex behavior.

The following collective operations also apply to intercommunicators:

- `MPI_BARRIER`, `MPI_IBARRIER`
- `MPI_BCAST`, `MPI_IBCAST`

- 1 • MPI_GATHER, MPI_IGATHER, MPI_GATHERV, MPI_IGATHERV,
- 2 • MPI_SCATTER, MPI_ISCATTER, MPI_SCATTERV, MPI_ISCATTERV,
- 3 • MPI_ALLGATHER, MPI_IALLGATHER, MPI_ALLGATHERV, MPI_IALLGATHERV,
- 4 • MPI_ALLTOALL, MPI_IALLTOALL, MPI_ALLTOALLV, MPI_IALLTOALLV,
- 5 • MPI_ALLTOALLW, MPI_IALLTOALLW,
- 6 • MPI_ALLREDUCE, MPI_IALLREDUCE, MPI_REDUCE, MPI_IREDUCE,
- 7 • MPI_REDUCE_SCATTER_BLOCK, MPI_IREDUCE_SCATTER_BLOCK,
- 8 • MPI_REDUCE_SCATTER, MPI_IREDUCE_SCATTER.

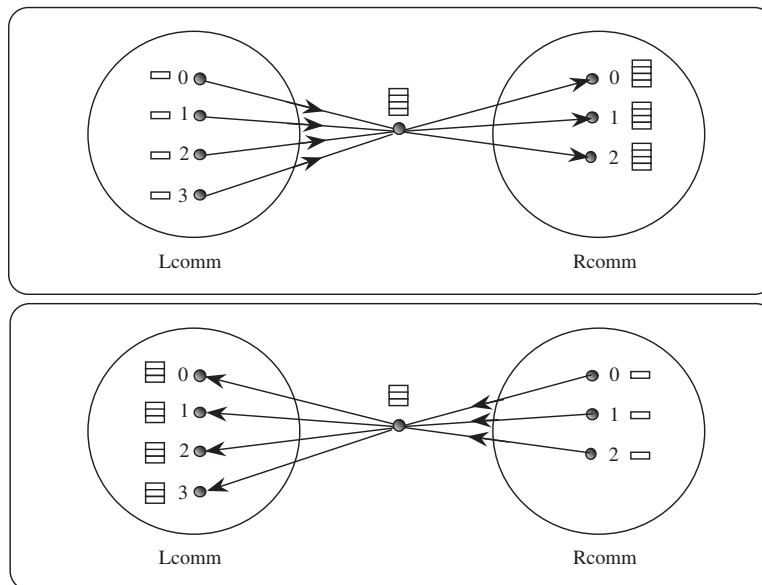


Figure 5.2: Intercommunicator allgather. The focus of data to one process is represented, not mandated by the semantics. The two phases do allgathers in both directions.

5.2.3 Specifics for Intercommunicator Collective Operations

All processes in both groups identified by the intercommunicator must call the collective routine.

Note that the “in place” option for intracommunicators does not apply to intercommunicators since in the intercommunicator case there is no communication from a process to itself.

For intercommunicator collective communication, if the operation is in the All-To-One or One-To-All categories, then the transfer is unidirectional. The direction of the transfer is indicated by a special value of the root argument. In this case, for the group containing the root process, all processes in the group must call the routine using a special argument for the root. For this, the root process uses the special root value `MPI_ROOT`; all other processes in the same group as the root use `MPI_PROC_NULL`. All processes in the other group (the group that is the remote group relative to the root process) must call the collective routine

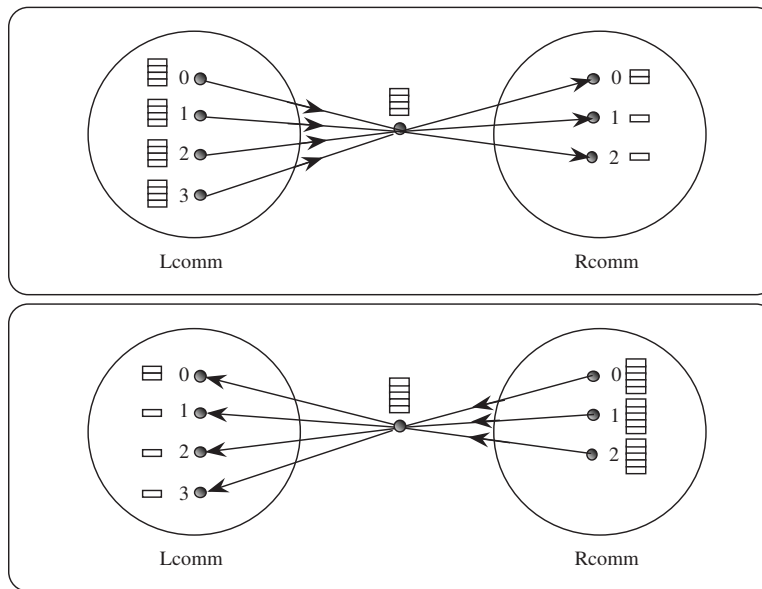


Figure 5.3: Intercommunicator reduce-scatter. The focus of data to one process is represented, not mandated by the semantics. The two phases do reduce-scatters in both directions.

and provide the rank of the root. If the operation is in the All-To-All category, then the transfer is bidirectional.

Rationale. Operations in the All-To-One and One-To-All categories are unidirectional by nature, and there is a clear way of specifying direction. Operations in the All-To-All category will often occur as part of an exchange, where it makes sense to communicate in both directions at once. (*End of rationale.*)

5.3 Barrier Synchronization

`MPI_BARRIER(comm)`

IN comm communicator (handle)

```
int MPI_Barrier(MPI_Comm comm)
```

```
MPI_Barrier(comm, ierror) BIND(C)
```

```
  TYPE(MPI_Comm), INTENT(IN) :: comm
```

```
  INTEGER, OPTIONAL, INTENT(OUT) :: ierror
```

```
MPI_BARRIER(COMM, IERROR)
```

```
  INTEGER COMM, IERROR
```

If `comm` is an intracommunicator, `MPI_BARRIER` blocks the caller until all group members have called it. The call returns at any process only after all group members have entered the call.

If `comm` is an intercommunicator, `MPI_BARRIER` involves two groups. The call returns at processes in one group (group A) of the intercommunicator only after all members of the other group (group B) have entered the call (and vice versa). A process may return from the call before all processes in its own group have entered the call.

5.4 Broadcast

`MPI_BCAST(buffer, count, datatype, root, comm)`

INOUT	<code>buffer</code>	starting address of buffer (choice)
IN	<code>count</code>	number of entries in buffer (non-negative integer)
IN	<code>datatype</code>	data type of buffer (handle)
IN	<code>root</code>	rank of broadcast root (integer)
IN	<code>comm</code>	communicator (handle)

```
int MPI_Bcast(void* buffer, int count, MPI_Datatype datatype, int root,
             MPI_Comm comm)
```

```
MPI_Bcast(buffer, count, datatype, root, comm, ierror) BIND(C)
```

```
TYPE(*), DIMENSION(..) :: buffer
INTEGER, INTENT(IN) :: count, root
TYPE(MPI_Datatype), INTENT(IN) :: datatype
TYPE(MPI_Comm), INTENT(IN) :: comm
INTEGER, OPTIONAL, INTENT(OUT) :: ierror
```

```
MPI_BCAST(BUFFER, COUNT, DATATYPE, ROOT, COMM, IERROR)
```

```
<type> BUFFER(*)
INTEGER COUNT, DATATYPE, ROOT, COMM, IERROR
```

If `comm` is an intracommunicator, `MPI_BCAST` broadcasts a message from the process with rank `root` to all processes of the group, itself included. It is called by all members of the group using the same arguments for `comm` and `root`. On return, the content of `root`'s buffer is copied to all other processes.

General, derived datatypes are allowed for `datatype`. The type signature of `count`, `datatype` on any process must be equal to the type signature of `count`, `datatype` at the root. This implies that the amount of data sent must be equal to the amount received, pairwise between each process and the root. `MPI_BCAST` and all other data-movement collective routines make this restriction. Distinct type maps between sender and receiver are still allowed.

The “in place” option is not meaningful here.

If `comm` is an intercommunicator, then the call involves all processes in the intercommunicator, but with one group (group A) defining the root process. All processes in the other group (group B) pass the same value in argument `root`, which is the rank of the root in group A. The root passes the value `MPI_ROOT` in `root`. All other processes in group A pass the value `MPI_PROC_NULL` in `root`. Data is broadcast from the root to all processes

in group B. The buffer arguments of the processes in group B must be consistent with the buffer argument of the root.

5.4.1 Example using MPI_BCAST

The examples in this section use intracommunicators.

Example 5.1

Broadcast 100 ints from process 0 to every process in the group.

```
MPI_Comm comm;
int array[100];
int root=0;
...
MPI_Bcast(array, 100, MPI_INT, root, comm);
```

As in many of our example code fragments, we assume that some of the variables (such as `comm` in the above) have been assigned appropriate values.

5.5 Gather

`MPI_GATHER(sendbuf, sendcount, sendtype, recvbuf, recvcount, recvtype, root, comm)`

IN	sendbuf	starting address of send buffer (choice)
IN	sendcount	number of elements in send buffer (non-negative integer)
IN	sendtype	data type of send buffer elements (handle)
OUT	recvbuf	address of receive buffer (choice, significant only at root)
IN	recvcount	number of elements for any single receive (non-negative integer, significant only at root)
IN	recvtype	data type of recv buffer elements (significant only at root) (handle)
IN	root	rank of receiving process (integer)
IN	comm	communicator (handle)

```
int MPI_Gather(const void* sendbuf, int sendcount, MPI_Datatype sendtype,
              void* recvbuf, int recvcount, MPI_Datatype recvtype, int root,
              MPI_Comm comm)
```

```
MPI_Gather(sendbuf, sendcount, sendtype, recvbuf, recvcount, recvtype,
           root, comm, ierror) BIND(C)
TYPE(*), DIMENSION(..), INTENT(IN) :: sendbuf
TYPE(*), DIMENSION(..) :: recvbuf
INTEGER, INTENT(IN) :: sendcount, recvcount, root
```

```

1     TYPE(MPI_Datatype), INTENT(IN) :: sendtype, recvtype
2     TYPE(MPI_Comm), INTENT(IN) :: comm
3     INTEGER, OPTIONAL, INTENT(OUT) :: ierror
4
5     MPI_GATHER(SENDBUF, SENDCOUNT, SENDTYPE, RECVBUF, REVCOUNT, RECVTYPE,
6               ROOT, COMM, IERROR)
7     <type> SENDBUF(*), RECVBUF(*)
8     INTEGER SENDCOUNT, SENDTYPE, REVCOUNT, RECVTYPE, ROOT, COMM, IERROR

```

If `comm` is an intracommunicator, each process (root process included) sends the contents of its send buffer to the root process. The root process receives the messages and stores them in rank order. The outcome is *as if* each of the n processes in the group (including the root process) had executed a call to

`MPI_Send(sendbuf, sendcount, sendtype, root , ...)`, and the root had executed n calls to

`MPI_Recv(recvbuf+i·recvcount·extent(recvtype), recvcount, recvtype, i,...)`, where `extent(recvtype)` is the type extent obtained from a call to `MPI_Type_get_extent`.

An alternative description is that the n messages sent by the processes in the group are concatenated in rank order, and the resulting message is received by the root as if by a call to `MPI_RECV(recvbuf, recvcount·n, recvtype, ...)`.

The receive buffer is ignored for all non-root processes.

General, derived datatypes are allowed for both `sendtype` and `recvtype`. The type signature of `sendcount`, `sendtype` on each process must be equal to the type signature of `recvcount`, `recvtype` at the root. This implies that the amount of data sent must be equal to the amount of data received, pairwise between each process and the root. Distinct type maps between sender and receiver are still allowed.

All arguments to the function are significant on process `root`, while on other processes, only arguments `sendbuf`, `sendcount`, `sendtype`, `root`, and `comm` are significant. The arguments `root` and `comm` must have identical values on all processes.

The specification of counts and types should not cause any location on the root to be written more than once. Such a call is erroneous.

Note that the `recvcount` argument at the root indicates the number of items it receives from *each* process, not the total number of items it receives.

The “in place” option for intracommunicators is specified by passing `MPI_IN_PLACE` as the value of `sendbuf` at the root. In such a case, `sendcount` and `sendtype` are ignored, and the contribution of the root to the gathered vector is assumed to be already in the correct place in the receive buffer.

If `comm` is an intercommunicator, then the call involves all processes in the intercommunicator, but with one group (group A) defining the root process. All processes in the other group (group B) pass the same value in argument `root`, which is the rank of the root in group A. The root passes the value `MPI_ROOT` in `root`. All other processes in group A pass the value `MPI_PROC_NULL` in `root`. Data is gathered from all processes in group B to the root. The send buffer arguments of the processes in group B must be consistent with the receive buffer argument of the root.

45
46
47
48

```

MPI_GATHERV(sendbuf, sendcount, sendtype, recvbuf, recvcoun
1
2
3
4
5
6
7
8
9
10
11
12
13
14
15
16
17
18
19
20
21
22
23
24
25
26
27
28
29
30
31
32
33
34
35
36
37
38
39
40
41
42
43
44
45
46
47
48

```

IN `sendbuf` starting address of send buffer (choice)
IN `sendcount` number of elements in send buffer (non-negative integer)
IN `sendtype` data type of send buffer elements (handle)
OUT `recvbuf` address of receive buffer (choice, significant only at root)
IN `recvcoun` non-negative integer array (of length group size) containing the number of elements that are received from each process (significant only at root)
IN `displs` integer array (of length group size). Entry `i` specifies the displacement relative to `recvbuf` at which to place the incoming data from process `i` (significant only at root)
IN `recvtype` data type of recv buffer elements (significant only at root) (handle)
IN `root` rank of receiving process (integer)
IN `comm` communicator (handle)

```

int MPI_Gatherv(const void* sendbuf, int sendcount, MPI_Datatype sendtype,
void* recvbuf, const int recvcoun[], const int displs[],
MPI_Datatype recvtype, int root, MPI_Comm comm)
MPI_Gatherv(sendbuf, sendcount, sendtype, recvbuf, recvcoun, displs,
recvtype, root, comm, ierror) BIND(C)
TYPE(*), DIMENSION(..), INTENT(IN) :: sendbuf
TYPE(*), DIMENSION(..) :: recvbuf
INTEGER, INTENT(IN) :: sendcount, recvcoun(*), displs(*), root
TYPE(MPI_Datatype), INTENT(IN) :: sendtype, recvtype
TYPE(MPI_Comm), INTENT(IN) :: comm
INTEGER, OPTIONAL, INTENT(OUT) :: ierror
MPI_GATHERV(SENDBUF, SENDCOUNT, SENDTYPE, RECVBUF, RECVCOUNTS, DISPLS,
RECVTYPE, ROOT, COMM, IERROR)
<type> SENDBUF(*), RECVBUF(*)
INTEGER SENDCOUNT, SENDTYPE, RECVCOUNTS(*), DISPLS(*), RECVTYPE, ROOT,
COMM, IERROR
MPI_GATHERV extends the functionality of MPI_GATHER by allowing a varying count
of data from each process, since recvcoun is now an array. It also allows more flexibility
as to where the data is placed on the root, by providing the new argument, displs.
If comm is an intracommunicator, the outcome is as if each process, including the root
process, sends a message to the root,
MPI_Send(sendbuf, sendcount, sendtype, root, ...), and the root executes n receives,

```

1 MPI_Recv(recvbuf+displs[j], extent(recvtype), recvcnts[j], recvtype, i, ...).

2 The data received from process *j* is placed into *recvbuf* of the root process beginning at
3 offset *displs[j]* elements (in terms of the *recvtype*).

4 The receive buffer is ignored for all non-root processes.

5 The type signature implied by *sendcount*, *sendtype* on process *i* must be equal to the
6 type signature implied by *recvcnts[i]*, *recvtype* at the root. This implies that the amount
7 of data sent must be equal to the amount of data received, pairwise between each process
8 and the root. Distinct type maps between sender and receiver are still allowed, as illustrated
9 in Example 5.6.

10 All arguments to the function are significant on process *root*, while on other processes,
11 only arguments *sendbuf*, *sendcount*, *sendtype*, *root*, and *comm* are significant. The arguments
12 *root* and *comm* must have identical values on all processes.

13 The specification of counts, types, and displacements should not cause any location on
14 the root to be written more than once. Such a call is erroneous.

15 The “in place” option for intracommunicators is specified by passing *MPI_IN_PLACE* as
16 the value of *sendbuf* at the root. In such a case, *sendcount* and *sendtype* are ignored, and
17 the contribution of the root to the gathered vector is assumed to be already in the correct
18 place in the receive buffer.

19 If *comm* is an intercommunicator, then the call involves all processes in the intercom-
20 municator, but with one group (group A) defining the root process. All processes in the
21 other group (group B) pass the same value in argument *root*, which is the rank of the root
22 in group A. The root passes the value *MPI_ROOT* in *root*. All other processes in group A
23 pass the value *MPI_PROC_NULL* in *root*. Data is gathered from all processes in group B to
24 the root. The send buffer arguments of the processes in group B must be consistent with
25 the receive buffer argument of the root.

27 5.5.1 Examples using MPI_GATHER, MPI_GATHERV

28 The examples in this section use intracommunicators.

30 Example 5.2

31 Gather 100 ints from every process in group to root. See Figure 5.4.

```
32 MPI_Comm comm;
33 int gsize, sendarray[100];
34 int root, *rbuf;
35 ...
36 MPI_Comm_size(comm, &gsize);
37 rbuf = (int *)malloc(gsize*100*sizeof(int));
38 MPI_Gather(sendarray, 100, MPI_INT, rbuf, 100, MPI_INT, root, comm);
```

42 Example 5.3

43 Previous example modified — only the root allocates memory for the receive buffer.

44
45
46
47
48

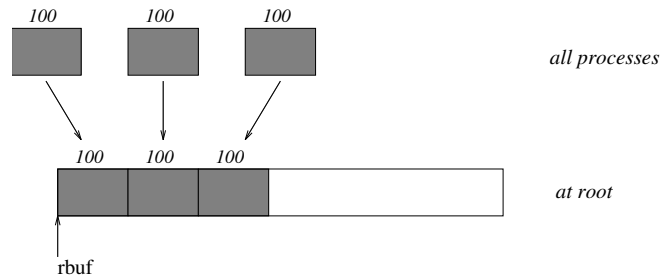


Figure 5.4: The root process gathers 100 ints from each process in the group.

```

MPI_Comm comm;
int gsize, sendarray[100];
int root, myrank, *rbuf;
...
MPI_Comm_rank(comm, &myrank);
if (myrank == root) {
    MPI_Comm_size(comm, &gsize);
    rbuf = (int *)malloc(gsize*100*sizeof(int));
}
MPI_Gather(sendarray, 100, MPI_INT, rbuf, 100, MPI_INT, root, comm);

```

Example 5.4

Do the same as the previous example, but use a derived datatype. Note that the type cannot be the entire set of `gsize*100` ints since type matching is defined pairwise between the root and each process in the gather.

```

MPI_Comm comm;
int gsize, sendarray[100];
int root, *rbuf;
MPI_Datatype rtype;
...
MPI_Comm_size(comm, &gsize);
MPI_Type_contiguous(100, MPI_INT, &rtype);
MPI_Type_commit(&rtype);
rbuf = (int *)malloc(gsize*100*sizeof(int));
MPI_Gather(sendarray, 100, MPI_INT, rbuf, 1, rtype, root, comm);

```

Example 5.5

Now have each process send 100 ints to root, but place each set (of 100) `stride` ints apart at receiving end. Use `MPI_GATHERV` and the `displs` argument to achieve this effect. Assume `stride` ≥ 100 . See Figure 5.5.

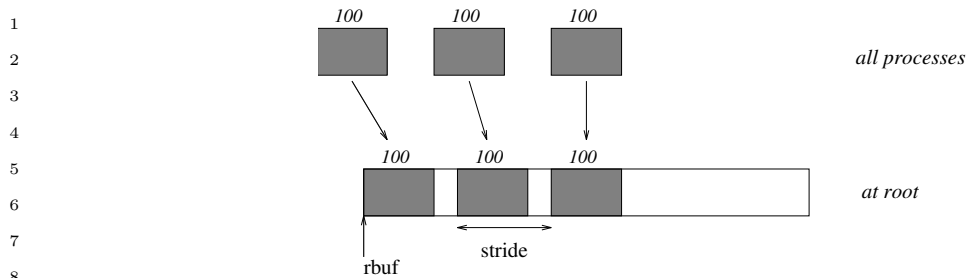


Figure 5.5: The root process gathers 100 ints from each process in the group, each set is placed *stride* ints apart.

```

13 MPI_Comm comm;
14 int gsize, sendarray[100];
15 int root, *rbuf, stride;
16 int *displs, i, *rcounts;
17
18 ...
19
20 MPI_Comm_size(comm, &gsize);
21 rbuf = (int *)malloc(gsize*stride*sizeof(int));
22 displs = (int *)malloc(gsize*sizeof(int));
23 rcounts = (int *)malloc(gsize*sizeof(int));
24 for (i=0; i<gsize; ++i) {
25     displs[i] = i*stride;
26     rcounts[i] = 100;
27 }
28 MPI_Gatherv(sendarray, 100, MPI_INT, rbuf, rcounts, displs, MPI_INT,
29             root, comm);

```

Note that the program is erroneous if *stride* < 100.

Example 5.6

Same as Example 5.5 on the receiving side, but send the 100 ints from the 0th column of a 100×150 int array, in C. See Figure 5.6.

```

36 MPI_Comm comm;
37 int gsize, sendarray[100][150];
38 int root, *rbuf, stride;
39 MPI_Datatype stype;
40 int *displs, i, *rcounts;
41
42 ...
43
44 MPI_Comm_size(comm, &gsize);
45 rbuf = (int *)malloc(gsize*stride*sizeof(int));
46 displs = (int *)malloc(gsize*sizeof(int));
47 rcounts = (int *)malloc(gsize*sizeof(int));
48 for (i=0; i<gsize; ++i) {

```

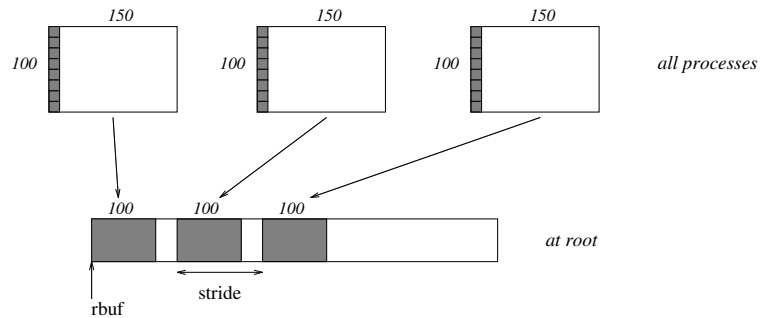



Figure 5.6: The root process gathers column 0 of a 100×150 C array, and each set is placed `stride` ints apart.

```

    displs[i] = i*stride;
    rcounts[i] = 100;
}
/* Create datatype for 1 column of array
*/
MPI_Type_vector(100, 1, 150, MPI_INT, &stype);
MPI_Type_commit(&stype);
MPI_Gatherv(sendarray, 1, stype, rbuf, rcounts, displs, MPI_INT,
            root, comm);

```

Example 5.7

Process i sends $(100-i)$ ints from the i -th column of a 100×150 int array, in C. It is received into a buffer with stride, as in the previous two examples. See Figure 5.7.

```

MPI_Comm comm;
int gsize, sendarray[100][150], *sptr;
int root, *rbuf, stride, myrank;
MPI_Datatype stype;
int *displs, i, *rcounts;
...

MPI_Comm_size(comm, &gsize);
MPI_Comm_rank(comm, &myrank);
rbuf = (int *)malloc(gsize*stride*sizeof(int));
displs = (int *)malloc(gsize*sizeof(int));
rcounts = (int *)malloc(gsize*sizeof(int));
for (i=0; i<gsize; ++i) {
    displs[i] = i*stride;
    rcounts[i] = 100-i;    /* note change from previous example */
}
/* Create datatype for the column we are sending
*/
MPI_Type_vector(100-myrank, 1, 150, MPI_INT, &stype);
MPI_Type_commit(&stype);

```

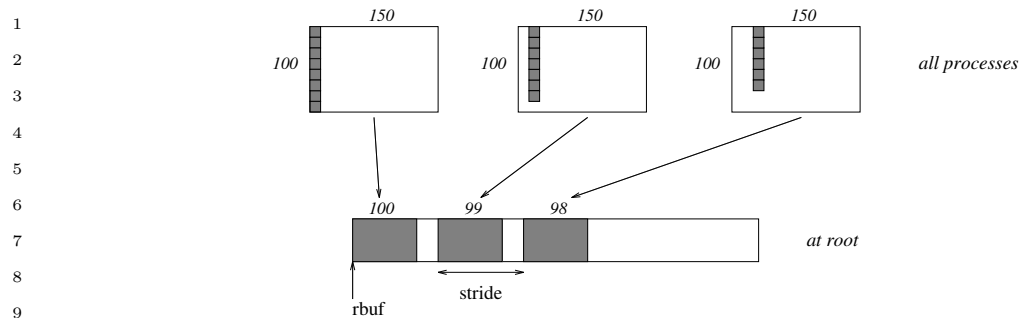


Figure 5.7: The root process gathers $100-i$ ints from column i of a 100×150 C array, and each set is placed `stride` ints apart.

```

14      /* sptr is the address of start of "myrank" column
15      */
16      sptr = &sendarray[0][myrank];
17      MPI_Gatherv(sptr, 1, stype, rbuf, rcounts, displs, MPI_INT,
18                  root, comm);

```

Note that a different amount of data is received from each process.

Example 5.8

Same as Example 5.7, but done in a different way at the sending end. We create a datatype that causes the correct striding at the sending end so that we read a column of a C array. A similar thing was done in Example 4.16, Section 4.1.14.

```

26      MPI_Comm comm;
27      int gsize, sendarray[100][150], *sptr;
28      int root, *rbuf, stride, myrank;
29      MPI_Datatype stype;
30      int *displs, i, *rcounts;
31
32      ...
33
34      MPI_Comm_size(comm, &gsize);
35      MPI_Comm_rank(comm, &myrank);
36      rbuf = (int *)malloc(gsize*stride*sizeof(int));
37      displs = (int *)malloc(gsize*sizeof(int));
38      rcounts = (int *)malloc(gsize*sizeof(int));
39      for (i=0; i<gsize; ++i) {
40          displs[i] = i*stride;
41          rcounts[i] = 100-i;
42      }
43      /* Create datatype for one int, with extent of entire row
44      */
45      MPI_Type_create_resized( MPI_INT, 0, 150*sizeof(int), &stype);
46      MPI_Type_commit(&stype);
47      sptr = &sendarray[0][myrank];
48      MPI_Gatherv(sptr, 100-myrank, stype, rbuf, rcounts, displs, MPI_INT,

```

```
root, comm);
```

Example 5.9

Same as Example 5.7 at sending side, but at receiving side we make the stride between received blocks vary from block to block. See Figure 5.8.

```

MPI_Comm comm;
int gsize, sendarray[100][150], *sptr;
int root, *rbuf, *stride, myrank, bufsize;
MPI_Datatype stype;
int *displs, i, *rcounts, offset;

...

MPI_Comm_size(comm, &gsize);
MPI_Comm_rank(comm, &myrank);

stride = (int *)malloc(gsize*sizeof(int));
...
/* stride[i] for i = 0 to gsize-1 is set somehow
*/

/* set up displs and rcounts vectors first
*/
displs = (int *)malloc(gsize*sizeof(int));
rcounts = (int *)malloc(gsize*sizeof(int));
offset = 0;
for (i=0; i<gsize; ++i) {
    displs[i] = offset;
    offset += stride[i];
    rcounts[i] = 100-i;
}
/* the required buffer size for rbuf is now easily obtained
*/
bufsize = displs[gsize-1]+rcounts[gsize-1];
rbuf = (int *)malloc(bufsize*sizeof(int));
/* Create datatype for the column we are sending
*/
MPI_Type_vector(100-myrank, 1, 150, MPI_INT, &stype);
MPI_Type_commit(&stype);
sptr = &sendarray[0][myrank];
MPI_Gatherv(sptr, 1, stype, rbuf, rcounts, displs, MPI_INT,
            root, comm);

```

Example 5.10

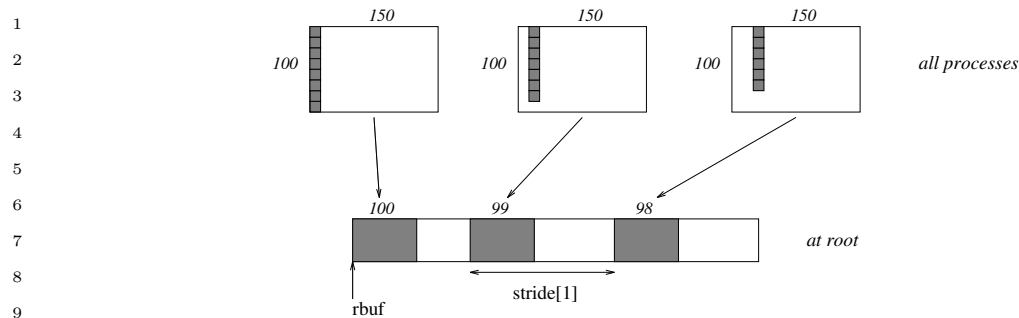


Figure 5.8: The root process gathers $100-i$ ints from column i of a 100×150 C array, and each set is placed $\text{stride}[i]$ ints apart (a varying stride).

Process i sends num ints from the i -th column of a 100×150 int array, in C. The complicating factor is that the various values of num are not known to *root*, so a separate gather must first be run to find these out. The data is placed contiguously at the receiving end.

```

19     MPI_Comm comm;
20     int gsize, sendarray[100][150], *sptr;
21     int root, *rbuf, myrank;
22     MPI_Datatype stype;
23     int *displs, i, *rcounts, num;
24
25     ...
26
27     MPI_Comm_size(comm, &gsize);
28     MPI_Comm_rank(comm, &myrank);
29
30     /* First, gather nums to root
31      */
32     rcounts = (int *)malloc(gsize*sizeof(int));
33     MPI_Gather(&num, 1, MPI_INT, rcounts, 1, MPI_INT, root, comm);
34     /* root now has correct rcounts, using these we set displs[] so
35      * that data is placed contiguously (or concatenated) at receive end
36      */
37     displs = (int *)malloc(gsize*sizeof(int));
38     displs[0] = 0;
39     for (i=1; i<gsize; ++i) {
40         displs[i] = displs[i-1]+rcounts[i-1];
41     }
42     /* And, create receive buffer
43      */
44     rbuf = (int *)malloc(gsize*(displs[gsize-1]+rcounts[gsize-1])
45                               *sizeof(int));
46     /* Create datatype for one int, with extent of entire row
47      */
48     MPI_Type_create_resized( MPI_INT, 0, 150*sizeof(int), &stype);

```

```

MPI_Type_commit(&stype);
sptr = &sendarray[0][myrank];
MPI_Gatherv(sptr, num, stype, rbuf, rcounts, displs, MPI_INT,
                                                    root, comm);

```

5.6 Scatter

MPI_SCATTER(sendbuf, sendcount, sendtype, recvbuf, recvcount, recvtype, root, comm)

IN	sendbuf	address of send buffer (choice, significant only at root)
IN	sendcount	number of elements sent to each process (non-negative integer, significant only at root)
IN	sendtype	data type of send buffer elements (significant only at root) (handle)
OUT	recvbuf	address of receive buffer (choice)
IN	recvcount	number of elements in receive buffer (non-negative integer)
IN	recvtype	data type of receive buffer elements (handle)
IN	root	rank of sending process (integer)
IN	comm	communicator (handle)

```

int MPI_Scatter(const void* sendbuf, int sendcount, MPI_Datatype sendtype,
               void* recvbuf, int recvcount, MPI_Datatype recvtype, int root,
               MPI_Comm comm)

```

```

MPI_Scatter(sendbuf, sendcount, sendtype, recvbuf, recvcount, recvtype,
            root, comm, ierror) BIND(C)
TYPE(*), DIMENSION(..), INTENT(IN) :: sendbuf
TYPE(*), DIMENSION(..) :: recvbuf
INTEGER, INTENT(IN) :: sendcount, recvcount, root
TYPE(MPI_Datatype), INTENT(IN) :: sendtype, recvtype
TYPE(MPI_Comm), INTENT(IN) :: comm
INTEGER, OPTIONAL, INTENT(OUT) :: ierror

```

```

MPI_SCATTER(SENDBUF, SENDCOUNT, SENDTYPE, RECVBUF, REVCOUNT, RECVTYPE,
            ROOT, COMM, IERROR)
<type> SENDBUF(*), RECVBUF(*)
INTEGER SENDCOUNT, SENDTYPE, REVCOUNT, RECVTYPE, ROOT, COMM, IERROR

```

MPI_SCATTER is the inverse operation to **MPI_GATHER**.

If *comm* is an intracommunicator, the outcome is *as if* the root executed *n* send operations,

`MPI_Send(sendbuf+i·sendcount·extent(sendtype), sendcount, sendtype, i,...)`, and each process executed a receive,

1 MPI_Recv(recvbuf, recvcount, recvtype, i,...).

2 An alternative description is that the root sends a message with MPI_Send(sendbuf,
3 sendcount·n, sendtype, ...). This message is split into n equal segments, the *i*-th segment is
4 sent to the *i*-th process in the group, and each process receives this message as above.

5 The send buffer is ignored for all non-root processes.

6 The type signature associated with sendcount, sendtype at the root must be equal to
7 the type signature associated with recvcount, recvtype at all processes (however, the type
8 maps may be different). This implies that the amount of data sent must be equal to the
9 amount of data received, pairwise between each process and the root. Distinct type maps
10 between sender and receiver are still allowed.

11 All arguments to the function are significant on process root, while on other processes,
12 only arguments recvbuf, recvcount, recvtype, root, and comm are significant. The arguments
13 root and comm must have identical values on all processes.

14 The specification of counts and types should not cause any location on the root to be
15 read more than once.

16
17 *Rationale.* Though not needed, the last restriction is imposed so as to achieve
18 symmetry with MPI_GATHER, where the corresponding restriction (a multiple-write
19 restriction) is necessary. (*End of rationale.*)

20
21 The “in place” option for intracommunicators is specified by passing MPI_IN_PLACE as
22 the value of recvbuf at the root. In such a case, recvcount and recvtype are ignored, and
23 root “sends” no data to itself. The scattered vector is still assumed to contain *n* segments,
24 where *n* is the group size; the *root*-th segment, which root should “send to itself,” is not
25 moved.

26 If comm is an intercommunicator, then the call involves all processes in the intercom-
27 municator, but with one group (group A) defining the root process. All processes in the
28 other group (group B) pass the same value in argument root, which is the rank of the root
29 in group A. The root passes the value MPI_ROOT in root. All other processes in group A
30 pass the value MPI_PROC_NULL in root. Data is scattered from the root to all processes in
31 group B. The receive buffer arguments of the processes in group B must be consistent with
32 the send buffer argument of the root.

33
34
35
36
37
38
39
40
41
42
43
44
45
46
47
48

```

MPI_SCATTERV(sendbuf, sendcounts, displs, sendtype, recvbuf, recvcount, recvtype, root,
             comm)
1
2
3
IN    sendbuf          address of send buffer (choice, significant only at root)
4
IN    sendcounts       non-negative integer array (of length group size) spec-
5
6
7
IN    displs           integer array (of length group size). Entry i specifies
8
9
10
IN    sendtype         data type of send buffer elements (handle)
11
OUT   recvbuf          address of receive buffer (choice)
12
IN    recvcount        number of elements in receive buffer (non-negative in-
13
14
15
IN    recvtype         data type of receive buffer elements (handle)
16
IN    root             rank of sending process (integer)
17
IN    comm             communicator (handle)
18
19
20
int MPI_Scatterv(const void* sendbuf, const int sendcounts[], const
                int displs[], MPI_Datatype sendtype, void* recvbuf,
                int recvcount, MPI_Datatype recvtype, int root, MPI_Comm comm)
21
22
23
MPI_Scatterv(sendbuf, sendcounts, displs, sendtype, recvbuf, recvcount,
             recvtype, root, comm, ierror) BIND(C)
24
25
TYPE(*), DIMENSION(..), INTENT(IN) :: sendbuf
26
TYPE(*), DIMENSION(..) :: recvbuf
27
INTEGER, INTENT(IN) :: sendcounts(*), displs(*), recvcount, root
28
TYPE(MPI_Datatype), INTENT(IN) :: sendtype, recvtype
29
TYPE(MPI_Comm), INTENT(IN) :: comm
30
INTEGER, OPTIONAL, INTENT(OUT) :: ierror
31
32
MPI_SCATTERV(SENDBUF, SENDCOUNTS, DISPLS, SENDTYPE, RECVBUF, REVCOUNT,
             RECVTYPE, ROOT, COMM, IERROR)
33
34
<type> SENDBUF(*), RECVBUF(*)
35
INTEGER SENDCOUNTS(*), DISPLS(*), SENDTYPE, REVCOUNT, RECVTYPE, ROOT,
36
COMM, IERROR
37
38
MPI_SCATTERV is the inverse operation to MPI_GATHERV.
39
MPI_SCATTERV extends the functionality of MPI_SCATTER by allowing a varying
40
41
42
count of data to be sent to each process, since sendcounts is now an array. It also allows
43
44
45
more flexibility as to where the data is taken from on the root, by providing an additional
46
47
48
argument, displs.

```

If comm is an intracommunicator, the outcome is as if the root executed n send operations,

MPI_Send(sendbuf+displs[i]·extent(sendtype), sendcounts[i], sendtype, i,...), and each process executed a receive,

1 MPI_Recv(recvbuf, recvcount, recvtype, i,...).

2 The send buffer is ignored for all non-root processes.

3 The type signature implied by `sendcount[i]`, `sendtype` at the root must be equal to the
4 type signature implied by `recvcount`, `recvtype` at process `i` (however, the type maps may be
5 different). This implies that the amount of data sent must be equal to the amount of data
6 received, pairwise between each process and the root. Distinct type maps between sender
7 and receiver are still allowed.

8 All arguments to the function are significant on process `root`, while on other processes,
9 only arguments `recvbuf`, `recvcount`, `recvtype`, `root`, and `comm` are significant. The arguments
10 `root` and `comm` must have identical values on all processes.

11 The specification of counts, types, and displacements should not cause any location on
12 the root to be read more than once.

13 The “in place” option for intracommunicators is specified by passing `MPI_IN_PLACE` as
14 the value of `recvbuf` at the root. In such a case, `recvcount` and `recvtype` are ignored, and
15 root “sends” no data to itself. The scattered vector is still assumed to contain n segments,
16 where n is the group size; the $root$ -th segment, which root should “send to itself,” is not
17 moved.

18 If `comm` is an intercommunicator, then the call involves all processes in the intercom-
19 municator, but with one group (group A) defining the root process. All processes in the
20 other group (group B) pass the same value in argument `root`, which is the rank of the root
21 in group A. The root passes the value `MPI_ROOT` in `root`. All other processes in group A
22 pass the value `MPI_PROC_NULL` in `root`. Data is scattered from the root to all processes in
23 group B. The receive buffer arguments of the processes in group B must be consistent with
24 the send buffer argument of the root.

26 5.6.1 Examples using MPI_SCATTER, MPI_SCATTERV

27 The examples in this section use intracommunicators.

29 **Example 5.11**

30 The reverse of Example 5.2. Scatter sets of 100 `ints` from the root to each process in
31 the group. See Figure 5.9.

```
32
33 MPI_Comm comm;
34 int gsize,*sendbuf;
35 int root, rbuf[100];
36 ...
37 MPI_Comm_size(comm, &gsize);
38 sendbuf = (int *)malloc(gsize*100*sizeof(int));
39 ...
40 MPI_Scatter(sendbuf, 100, MPI_INT, rbuf, 100, MPI_INT, root, comm);
41
42
43
```

43 **Example 5.12**

44 The reverse of Example 5.5. The root process scatters sets of 100 `ints` to the other
45 processes, but the sets of 100 are *stride ints* apart in the sending buffer. Requires use of
46 `MPI_SCATTERV`. Assume $stride \geq 100$. See Figure 5.10.

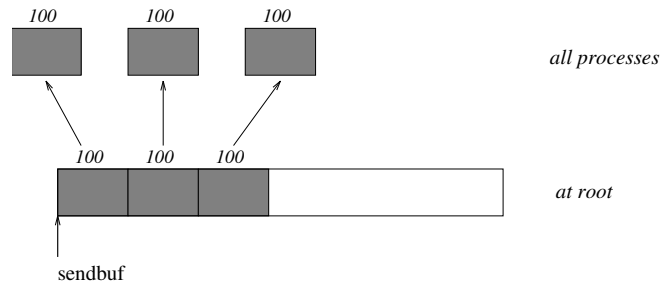


Figure 5.9: The root process scatters sets of 100 ints to each process in the group.

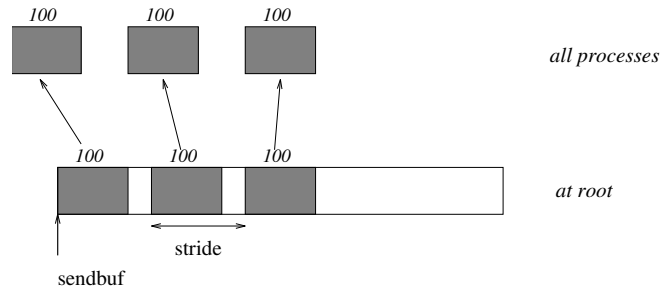


Figure 5.10: The root process scatters sets of 100 ints, moving by `stride` ints from `send` to `send` in the scatter.

```

MPI_Comm comm;
int gsize,*sendbuf;
int root, rbuf[100], i, *displs, *counts;

...

MPI_Comm_size(comm, &gsize);
sendbuf = (int *)malloc(gsize*stride*sizeof(int));
...
displs = (int *)malloc(gsize*sizeof(int));
counts = (int *)malloc(gsize*sizeof(int));
for (i=0; i<gsize; ++i) {
    displs[i] = i*stride;
    counts[i] = 100;
}
MPI_Scatterv(sendbuf, counts, displs, MPI_INT, rbuf, 100, MPI_INT,
            root, comm);

```

Example 5.13

The reverse of Example 5.9. We have a varying stride between blocks at sending (root) side, at the receiving side we receive into the i -th column of a 100×150 C array. See Figure 5.11.

```

MPI_Comm comm;
int gsize,recvarray[100][150],*rpPtr;

```

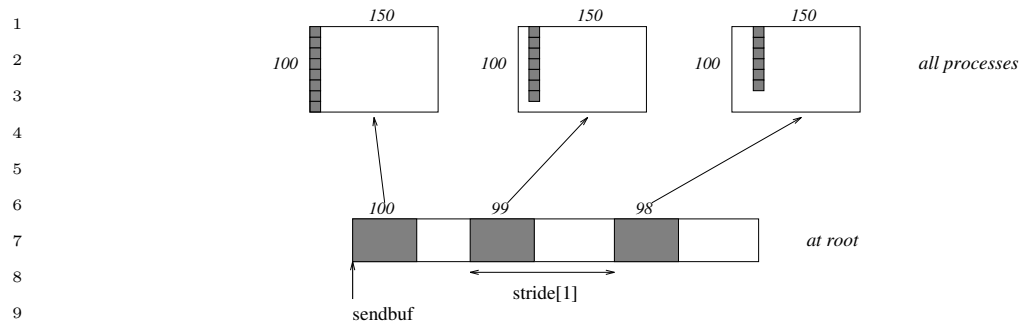


Figure 5.11: The root scatters blocks of $100-i$ ints into column i of a 100×150 C array. At the sending side, the blocks are $\text{stride}[i]$ ints apart.

```

14     int root, *sendbuf, myrank, *stride;
15     MPI_Datatype rtype;
16     int i, *displs, *scounts, offset;
17     ...
18     MPI_Comm_size(comm, &gsize);
19     MPI_Comm_rank(comm, &myrank);
20
21     stride = (int *)malloc(gsize*sizeof(int));
22     ...
23     /* stride[i] for i = 0 to gsize-1 is set somehow
24      * sendbuf comes from elsewhere
25      */
26     ...
27     displs = (int *)malloc(gsize*sizeof(int));
28     scounts = (int *)malloc(gsize*sizeof(int));
29     offset = 0;
30     for (i=0; i<gsize; ++i) {
31         displs[i] = offset;
32         offset += stride[i];
33         scounts[i] = 100 - i;
34     }
35     /* Create datatype for the column we are receiving
36      */
37     MPI_Type_vector(100-myrank, 1, 150, MPI_INT, &rtype);
38     MPI_Type_commit(&rtype);
39     rptr = &recvarray[0][myrank];
40     MPI_Scatterv(sendbuf, scounts, displs, MPI_INT, rptr, 1, rtype,
41                root, comm);
42
43
44
45
46
47
48

```

5.7 Gather-to-all

MPI_ALLGATHER(sendbuf, sendcount, sendtype, recvbuf, recvcnt, recvtype, comm)			1
			2
			3
			4
			5
IN	sendbuf	starting address of send buffer (choice)	6
IN	sendcount	number of elements in send buffer (non-negative integer)	7
			8
			9
IN	sendtype	data type of send buffer elements (handle)	10
OUT	recvbuf	address of receive buffer (choice)	11
IN	recvcnt	number of elements received from any process (non-negative integer)	12
			13
			14
IN	recvtype	data type of receive buffer elements (handle)	15
IN	comm	communicator (handle)	16

```

int MPI_Allgather(const void* sendbuf, int sendcount,
                 MPI_Datatype sendtype, void* recvbuf, int recvcnt,
                 MPI_Datatype recvtype, MPI_Comm comm)

```

```

MPI_Allgather(sendbuf, sendcount, sendtype, recvbuf, recvcnt, recvtype,
              comm, ierror) BIND(C)
    TYPE(*), DIMENSION(..), INTENT(IN) :: sendbuf
    TYPE(*), DIMENSION(..) :: recvbuf
    INTEGER, INTENT(IN) :: sendcount, recvcnt
    TYPE(MPI_Datatype), INTENT(IN) :: sendtype, recvtype
    TYPE(MPI_Comm), INTENT(IN) :: comm
    INTEGER, OPTIONAL, INTENT(OUT) :: ierror

```

```

MPI_ALLGATHER(SENDBUF, SENDCOUNT, SENDTYPE, RECVBUF, RECVCOUNT, RECVTYPE,
              COMM, IERROR)
    <type> SENDBUF(*), RECVBUF(*)
    INTEGER SENDCOUNT, SENDTYPE, RECVCOUNT, RECVTYPE, COMM, IERROR

```

MPI_ALLGATHER can be thought of as MPI_GATHER, but where all processes receive the result, instead of just the root. The block of data sent from the j -th process is received by every process and placed in the j -th block of the buffer `recvbuf`.

The type signature associated with `sendcount`, `sendtype`, at a process must be equal to the type signature associated with `recvcnt`, `recvtype` at any other process.

If `comm` is an intracommunicator, the outcome of a call to `MPI_ALLGATHER(...)` is as if all processes executed n calls to

```

MPI_Gather(sendbuf, sendcount, sendtype, recvbuf, recvcnt,
           recvtype, root, comm)

```

for `root = 0, ..., n-1`. The rules for correct usage of `MPI_ALLGATHER` are easily found from the corresponding rules for `MPI_GATHER`.

The “in place” option for intracommunicators is specified by passing the value `MPI_IN_PLACE` to the argument `sendbuf` at all processes. `sendcount` and `sendtype` are ignored.

1 Then the input data of each process is assumed to be in the area where that process would
 2 receive its own contribution to the receive buffer.

3 If `comm` is an intercommunicator, then each process of one group (group A) contributes
 4 `sendcount` data items; these data are concatenated and the result is stored at each process
 5 in the other group (group B). Conversely the concatenation of the contributions of the
 6 processes in group B is stored at each process in group A. The send buffer arguments in
 7 group A must be consistent with the receive buffer arguments in group B, and vice versa.
 8

9 *Advice to users.* The communication pattern of `MPI_ALLGATHER` executed on an
 10 intercommunication domain need not be symmetric. The number of items sent by
 11 processes in group A (as specified by the arguments `sendcount`, `sendtype` in group A
 12 and the arguments `recvcount`, `recvtype` in group B), need not equal the number of
 13 items sent by processes in group B (as specified by the arguments `sendcount`, `sendtype`
 14 in group B and the arguments `recvcount`, `recvtype` in group A). In particular, one can
 15 move data in only one direction by specifying `sendcount = 0` for the communication
 16 in the reverse direction. (*End of advice to users.*)
 17
 18

19 `MPI_ALLGATHERV(sendbuf, sendcount, sendtype, recvbuf, recvcnts, displs, recvtype, comm)`
 20

21			
22	IN	<code>sendbuf</code>	starting address of send buffer (choice)
23	IN	<code>sendcount</code>	number of elements in send buffer (non-negative integer)
24			
25	IN	<code>sendtype</code>	data type of send buffer elements (handle)
26	OUT	<code>recvbuf</code>	address of receive buffer (choice)
27	IN	<code>recvcnts</code>	non-negative integer array (of length group size) containing the number of elements that are received from each process
28			
29	IN	<code>displs</code>	integer array (of length group size). Entry <code>i</code> specifies the displacement (relative to <code>recvbuf</code>) at which to place the incoming data from process <code>i</code>
30			
31	IN	<code>recvtype</code>	data type of receive buffer elements (handle)
32	IN	<code>comm</code>	communicator (handle)
33			
34			
35			
36			
37			

```

38 int MPI_Allgatherv(const void* sendbuf, int sendcount,
39                 MPI_Datatype sendtype, void* recvbuf, const int recvcnts[],
40                 const int displs[], MPI_Datatype recvtype, MPI_Comm comm)
41
42 MPI_Allgatherv(sendbuf, sendcount, sendtype, recvbuf, recvcnts, displs,
43               recvtype, comm, ierror) BIND(C)
44   TYPE(*), DIMENSION(..), INTENT(IN) :: sendbuf
45   TYPE(*), DIMENSION(..) :: recvbuf
46   INTEGER, INTENT(IN) :: sendcount, recvcnts(*), displs(*)
47   TYPE(MPI_Datatype), INTENT(IN) :: sendtype, recvtype
48   TYPE(MPI_Comm), INTENT(IN) :: comm

```

```

    INTEGER, OPTIONAL, INTENT(OUT) :: ierror
MPI_ALLGATHERV(SENDBUF, SENDCOUNT, SENDTYPE, RECVBUF, RECVCOUNTS, DISPLS,
               RECVTYPE, COMM, IERROR)
<type> SENDBUF(*), RECVBUF(*)
INTEGER SENDCOUNT, SENDTYPE, RECVCOUNTS(*), DISPLS(*), RECVTYPE, COMM,
IERROR

```

MPI_ALLGATHERV can be thought of as MPI_GATHERV, but where all processes receive the result, instead of just the root. The block of data sent from the j -th process is received by every process and placed in the j -th block of the buffer `recvbuf`. These blocks need not all be the same size.

The type signature associated with `sendcount`, `sendtype`, at process j must be equal to the type signature associated with `recvcounts[j]`, `recvtype` at any other process.

If `comm` is an intracommunicator, the outcome is as if all processes executed calls to

```

MPI_Gatherv(sendbuf, sendcount, sendtype, recvbuf, recvcounts, displs,
            recvtype, root, comm),

```

for `root = 0, ..., n-1`. The rules for correct usage of MPI_ALLGATHERV are easily found from the corresponding rules for MPI_GATHERV.

The “in place” option for intracommunicators is specified by passing the value MPI_IN_PLACE to the argument `sendbuf` at all processes. In such a case, `sendcount` and `sendtype` are ignored, and the input data of each process is assumed to be in the area where that process would receive its own contribution to the receive buffer.

If `comm` is an intercommunicator, then each process of one group (group A) contributes `sendcount` data items; these data are concatenated and the result is stored at each process in the other group (group B). Conversely the concatenation of the contributions of the processes in group B is stored at each process in group A. The send buffer arguments in group A must be consistent with the receive buffer arguments in group B, and vice versa.

5.7.1 Example using MPI_ALLGATHER

The example in this section uses intracommunicators.

Example 5.14

The all-gather version of Example 5.2. Using MPI_ALLGATHER, we will gather 100 ints from every process in the group to every process.

```

MPI_Comm comm;
int gsize, sendarray[100];
int *rbuf;
...
MPI_Comm_size(comm, &gsize);
rbuf = (int *)malloc(gsize*100*sizeof(int));
MPI_Allgather(sendarray, 100, MPI_INT, rbuf, 100, MPI_INT, comm);

```

After the call, every process has the group-wide concatenation of the sets of data.

5.8 All-to-All Scatter/Gather

```

1 MPI_ALLTOALL(sendbuf, sendcount, sendtype, recvbuf, recvcnt, recvtype, comm)
2
3
4
5 MPI_ALLTOALL(sendbuf, sendcount, sendtype, recvbuf, recvcnt, recvtype, comm)
6     IN      sendbuf      starting address of send buffer (choice)
7     IN      sendcount    number of elements sent to each process (non-negative
8                          integer)
9     IN      sendtype     data type of send buffer elements (handle)
10    OUT     recvbuf      address of receive buffer (choice)
11    IN      recvcnt      number of elements received from any process (non-
12                          negative integer)
13    IN      recvtype     data type of receive buffer elements (handle)
14    IN      comm         communicator (handle)
15
16
17

```

```

18 int MPI_Alltoall(const void* sendbuf, int sendcount, MPI_Datatype sendtype,
19                void* recvbuf, int recvcnt, MPI_Datatype recvtype,
20                MPI_Comm comm)
21
22

```

```

23 MPI_Alltoall(sendbuf, sendcount, sendtype, recvbuf, recvcnt, recvtype,
24              comm, ierror) BIND(C)
25     TYPE(*), DIMENSION(..), INTENT(IN) :: sendbuf
26     TYPE(*), DIMENSION(..) :: recvbuf
27     INTEGER, INTENT(IN) :: sendcount, recvcnt
28     TYPE(MPI_Datatype), INTENT(IN) :: sendtype, recvtype
29     TYPE(MPI_Comm), INTENT(IN) :: comm
30     INTEGER, OPTIONAL, INTENT(OUT) :: ierror
31
32

```

```

33 MPI_ALLTOALL(SENDBUF, SENDCOUNT, SENDTYPE, RECVBUF, RECVCOUNT, RECVTYPE,
34              COMM, IERROR)
35     <type> SENDBUF(*), RECVBUF(*)
36     INTEGER SENDCOUNT, SENDTYPE, RECVCOUNT, RECVTYPE, COMM, IERROR
37
38

```

MPI_ALLTOALL is an extension of MPI_ALLGATHER to the case where each process sends distinct data to each of the receivers. The j -th block sent from process i is received by process j and is placed in the i -th block of `recvbuf`.

The type signature associated with `sendcount`, `sendtype`, at a process must be equal to the type signature associated with `recvcnt`, `recvtype` at any other process. This implies that the amount of data sent must be equal to the amount of data received, pairwise between every pair of processes. As usual, however, the type maps may be different.

If `comm` is an intracommunicator, the outcome is as if each process executed a send to each process (itself included) with a call to,

```

44 MPI_Send(sendbuf+i·sendcount·extent(sendtype),sendcount,sendtype,i, ...), and a receive
45 from every other process with a call to,
46

```

```

47 MPI_Recv(recvbuf+i·recvcnt·extent(recvtype),recvcnt,recvtype,i,...).
48

```

All arguments on all processes are significant. The argument `comm` must have identical values on all processes.

The “in place” option for intracommunicators is specified by passing `MPI_IN_PLACE` to the argument `sendbuf` at *all* processes. In such a case, `sendcount` and `sendtype` are ignored. The data to be sent is taken from the `recvbuf` and replaced by the received data. Data sent and received must have the same type map as specified by `recvcount` and `recvtype`.

Rationale. For large `MPI_ALLTOALL` instances, allocating both send and receive buffers may consume too much memory. The “in place” option effectively halves the application memory consumption and is useful in situations where the data to be sent will not be used by the sending process after the `MPI_ALLTOALL` exchange (e.g., in parallel Fast Fourier Transforms). (*End of rationale.*)

Advice to implementors. Users may opt to use the “in place” option in order to conserve memory. Quality MPI implementations should thus strive to minimize system buffering. (*End of advice to implementors.*)

If `comm` is an intercommunicator, then the outcome is as if each process in group A sends a message to each process in group B, and vice versa. The *j*-th send buffer of process *i* in group A should be consistent with the *i*-th receive buffer of process *j* in group B, and vice versa.

Advice to users. When a complete exchange is executed on an intercommunication domain, then the number of data items sent from processes in group A to processes in group B need not equal the number of items sent in the reverse direction. In particular, one can have unidirectional communication by specifying `sendcount = 0` in the reverse direction. (*End of advice to users.*)

```

1 MPI_ALLTOALLV(sendbuf, sendcounts, sdispls, sendtype, recvbuf, recvcoun
2         recvtype, comm)
3
4     IN      sendbuf      starting address of send buffer (choice)
5
6     IN      sendcounts   non-negative integer array (of length group size) spec-
7         ifying the number of elements to send to each rank
8
9     IN      sdispls      integer array (of length group size). Entry j specifies
10         the displacement (relative to sendbuf) from which to
11         take the outgoing data destined for process j
12
13     IN      sendtype     data type of send buffer elements (handle)
14
15     OUT     recvbuf      address of receive buffer (choice)
16
17     IN      recvcoun
18         counts          non-negative integer array (of length group size) spec-
19         ifying the number of elements that can be received
20         from each rank
21
22     IN      rdispls      integer array (of length group size). Entry i specifies
23         the displacement (relative to recvbuf) at which to place
24         the incoming data from process i
25
26     IN      recvtype     data type of receive buffer elements (handle)
27
28     IN      comm         communicator (handle)

```

```

29 int MPI_Alltoallv(const void* sendbuf, const int sendcounts[], const
30         int sdispls[], MPI_Datatype sendtype, void* recvbuf, const
31         int recvcoun
32         ts[], const int rdispls[], MPI_Datatype recvtype,
33         MPI_Comm comm)

```

```

34 MPI_Alltoallv(sendbuf, sendcounts, sdispls, sendtype, recvbuf, recvcoun
35         ts, rdispls, recvtype, comm, ierror) BIND(C)
36
37     TYPE(*), DIMENSION(..), INTENT(IN) :: sendbuf
38     TYPE(*), DIMENSION(..) :: recvbuf
39     INTEGER, INTENT(IN) :: sendcounts(*), sdispls(*), recvcoun
40         ts(*),
41         rdispls(*)
42     TYPE(MPI_Datatype), INTENT(IN) :: sendtype, recvtype
43     TYPE(MPI_Comm), INTENT(IN) :: comm
44     INTEGER, OPTIONAL, INTENT(OUT) :: ierror

```

```

45 MPI_ALLTOALLV(SENDBUF, SENDCOUNTS, SDISPLS, SENDTYPE, RECVBUF, RECVCOUNTS,
46         RDISPLS, RECVTYPE, COMM, IERROR)
47
48     <type> SENDBUF(*), RECVBUF(*)
49     INTEGER SENDCOUNTS(*), SDISPLS(*), SENDTYPE, RECVCOUNTS(*), RDISPLS(*),
50     RECVTYPE, COMM, IERROR

```

51 MPI_ALLTOALLV adds flexibility to MPI_ALLTOALL in that the location of data for
52 the send is specified by `sdispls` and the location of the placement of the data on the receive
53 side is specified by `rdispls`.

54 If `comm` is an intracommunicator, then the j -th block sent from process i is received by
55 process j and is placed in the i -th block of `recvbuf`. These blocks need not all have the same
56 size.

The type signature associated with `sendcounts[j]`, `sendtype` at process `i` must be equal to the type signature associated with `recvcounts[i]`, `recvtype` at process `j`. This implies that the amount of data sent must be equal to the amount of data received, pairwise between every pair of processes. Distinct type maps between sender and receiver are still allowed.

The outcome is as if each process sent a message to every other process with,

`MPI_Send(sendbuf+sdispls[i]·extent(sendtype),sendcounts[i],sendtype,i,...)`, and received a message from every other process with a call to

`MPI_Recv(recvbuf+rdispls[i]·extent(recvtype),recvcounts[i],recvtype,i,...)`.

All arguments on all processes are significant. The argument `comm` must have identical values on all processes.

The “in place” option for intracommunicators is specified by passing `MPI_IN_PLACE` to the argument `sendbuf` at *all* processes. In such a case, `sendcounts`, `sdispls` and `sendtype` are ignored. The data to be sent is taken from the `recvbuf` and replaced by the received data. Data sent and received must have the same type map as specified by the `recvcounts` array and the `recvtype`, and is taken from the locations of the receive buffer specified by `rdispls`.

Advice to users. Specifying the “in place” option (which must be given on all processes) implies that the same amount and type of data is sent and received between any two processes in the group of the communicator. Different pairs of processes can exchange different amounts of data. Users must ensure that `recvcounts[j]` and `recvtype` on process `i` match `recvcounts[i]` and `recvtype` on process `j`. This symmetric exchange can be useful in applications where the data to be sent will not be used by the sending process after the `MPI_ALLTOALLV` exchange. (*End of advice to users.*)

If `comm` is an intercommunicator, then the outcome is as if each process in group A sends a message to each process in group B, and vice versa. The `j`-th send buffer of process `i` in group A should be consistent with the `i`-th receive buffer of process `j` in group B, and vice versa.

Rationale. The definitions of `MPI_ALLTOALL` and `MPI_ALLTOALLV` give as much flexibility as one would achieve by specifying `n` independent, point-to-point communications, with two exceptions: all messages use the same datatype, and messages are scattered from (or gathered to) sequential storage. (*End of rationale.*)

Advice to implementors. Although the discussion of collective communication in terms of point-to-point operation implies that each message is transferred directly from sender to receiver, implementations may use a tree communication pattern. Messages can be forwarded by intermediate nodes where they are split (for scatter) or concatenated (for gather), if this is more efficient. (*End of advice to implementors.*)

```

1 MPI_ALLTOALLW(sendbuf, sendcounts, sdispls, sendtypes, recvbuf, recvcounts, rdispls,
2             recvtypes, comm)
3
4     IN         sendbuf           starting address of send buffer (choice)
5
6     IN         sendcounts        non-negative integer array (of length group size) spec-
7                                     ifying the number of elements to send to each rank
8
9     IN         sdispls           integer array (of length group size). Entry j specifies
10                                    the displacement in bytes (relative to sendbuf) from
11                                    which to take the outgoing data destined for process j
12                                    (array of integers)
13
14     IN         sendtypes        array of datatypes (of length group size). Entry j spec-
15                                    ifies the type of data to send to process j (array of
16                                    handles)
17
18     OUT        recvbuf          address of receive buffer (choice)
19
20     IN         recvcounts        non-negative integer array (of length group size) spec-
21                                    ifying the number of elements that can be received
22                                    from each rank
23
24     IN         rdispls          integer array (of length group size). Entry i specifies
25                                    the displacement in bytes (relative to recvbuf) at which
26                                    to place the incoming data from process i (array of
27                                    integers)
28
29     IN         recvtypes        array of datatypes (of length group size). Entry i spec-
30                                    ifies the type of data received from process i (array of
31                                    handles)
32
33     IN         comm             communicator (handle)
34
35 int MPI_Alltoallw(const void* sendbuf, const int sendcounts[], const
36                 int sdispls[], const MPI_Datatype sendtypes[], void* recvbuf,
37                 const int recvcounts[], const int rdispls[], const
38                 MPI_Datatype recvtypes[], MPI_Comm comm)
39
40 MPI_Alltoallw(sendbuf, sendcounts, sdispls, sendtypes, recvbuf, recvcounts,
41             rdispls, recvtypes, comm, ierror) BIND(C)
42     TYPE(*), DIMENSION(..), INTENT(IN) :: sendbuf
43     TYPE(*), DIMENSION(..) :: recvbuf
44     INTEGER, INTENT(IN) :: sendcounts(*), sdispls(*), recvcounts(*),
45     rdispls(*)
46     TYPE(MPI_Datatype), INTENT(IN) :: sendtypes(*)
47     TYPE(MPI_Datatype), INTENT(IN) :: recvtypes(*)
48     TYPE(MPI_Comm), INTENT(IN) :: comm
49     INTEGER, OPTIONAL, INTENT(OUT) :: ierror
50
51 MPI_ALLTOALLW(SENDBUF, SENDCOUNTS, SDISPLS, SENDTYPES, RECVBUF, RECVCOUNTS,
52             RDISPLS, RECVTYPES, COMM, IERROR)
53     <type> SENDBUF(*), RECVBUF(*)
54     INTEGER SENDCOUNTS(*), SDISPLS(*), SENDTYPES(*), RECVCOUNTS(*),
55     RDISPLS(*), RECVTYPES(*), COMM, IERROR

```

MPI_ALLTOALLW is the most general form of complete exchange. Like MPI_TYPE_CREATE_STRUCT, the most general type constructor, MPI_ALLTOALLW allows separate specification of count, displacement and datatype. In addition, to allow maximum flexibility, the displacement of blocks within the send and receive buffers is specified in bytes.

If `comm` is an intracommunicator, then the j -th block sent from process i is received by process j and is placed in the i -th block of `recvbuf`. These blocks need not all have the same size.

The type signature associated with `sendcounts[j]`, `sendtypes[j]` at process i must be equal to the type signature associated with `recvcounts[i]`, `recvtypes[i]` at process j . This implies that the amount of data sent must be equal to the amount of data received, pairwise between every pair of processes. Distinct type maps between sender and receiver are still allowed.

The outcome is as if each process sent a message to every other process with

`MPI_Send(sendbuf+sdispls[i],sendcounts[i],sendtypes[i],i,...)`, and received a message from every other process with a call to

`MPI_Recv(recvbuf+rdispls[i],recvcounts[i],recvtypes[i],i,...)`.

All arguments on all processes are significant. The argument `comm` must describe the same communicator on all processes.

Like for MPI_ALLTOALLV, the “in place” option for intracommunicators is specified by passing MPI_IN_PLACE to the argument `sendbuf` at *all* processes. In such a case, `sendcounts`, `sdispls` and `sendtypes` are ignored. The data to be sent is taken from the `recvbuf` and replaced by the received data. Data sent and received must have the same type map as specified by the `recvcounts` and `recvtypes` arrays, and is taken from the locations of the receive buffer specified by `rdispls`.

If `comm` is an intercommunicator, then the outcome is as if each process in group A sends a message to each process in group B, and vice versa. The j -th send buffer of process i in group A should be consistent with the i -th receive buffer of process j in group B, and vice versa.

Rationale. The MPI_ALLTOALLW function generalizes several MPI functions by carefully selecting the input arguments. For example, by making all but one process have `sendcounts[i] = 0`, this achieves an MPI_SCATTERW function. (*End of rationale.*)

5.9 Global Reduction Operations

The functions in this section perform a global reduce operation (for example sum, maximum, and logical and) across all members of a group. The reduction operation can be either one of a predefined list of operations, or a user-defined operation. The global reduction functions come in several flavors: a reduce that returns the result of the reduction to one member of a group, an all-reduce that returns this result to all members of a group, and two scan (parallel prefix) operations. In addition, a reduce-scatter operation combines the functionality of a reduce and of a scatter operation.

5.9.1 Reduce

```

4 MPI_REDUCE(sendbuf, recvbuf, count, datatype, op, root, comm)

```

6	IN	sendbuf	address of send buffer (choice)
7	OUT	recvbuf	address of receive buffer (choice, significant only at root)
9	IN	count	number of elements in send buffer (non-negative integer)
11	IN	datatype	data type of elements of send buffer (handle)
13	IN	op	reduce operation (handle)
14	IN	root	rank of root process (integer)
15	IN	comm	communicator (handle)

```

17 int MPI_Reduce(const void* sendbuf, void* recvbuf, int count,
18               MPI_Datatype datatype, MPI_Op op, int root, MPI_Comm comm)
19

```

```

20 MPI_Reduce(sendbuf, recvbuf, count, datatype, op, root, comm, ierror)

```

```

21     BIND(C)
22     TYPE(*), DIMENSION(..), INTENT(IN) :: sendbuf
23     TYPE(*), DIMENSION(..) :: recvbuf
24     INTEGER, INTENT(IN) :: count, root
25     TYPE(MPI_Datatype), INTENT(IN) :: datatype
26     TYPE(MPI_Op), INTENT(IN) :: op
27     TYPE(MPI_Comm), INTENT(IN) :: comm
28     INTEGER, OPTIONAL, INTENT(OUT) :: ierror

```

```

29 MPI_REDUCE(SENDBUF, RECVBUF, COUNT, DATATYPE, OP, ROOT, COMM, IERROR)

```

```

30     <type> SENDBUF(*), RECVBUF(*)
31     INTEGER COUNT, DATATYPE, OP, ROOT, COMM, IERROR
32

```

33 If `comm` is an intracommunicator, `MPI_REDUCE` combines the elements provided in the
34 input buffer of each process in the group, using the operation `op`, and returns the combined
35 value in the output buffer of the process with rank `root`. The input buffer is defined by
36 the arguments `sendbuf`, `count` and `datatype`; the output buffer is defined by the arguments
37 `recvbuf`, `count` and `datatype`; both have the same number of elements, with the same type.
38 The routine is called by all group members using the same arguments for `count`, `datatype`, `op`,
39 `root` and `comm`. Thus, all processes provide input buffers of the same length, with elements
40 of the same type as the output buffer at the root. Each process can provide one element, or a
41 sequence of elements, in which case the combine operation is executed element-wise on each
42 entry of the sequence. For example, if the operation is `MPI_MAX` and the send buffer contains
43 two elements that are floating point numbers (`count = 2` and `datatype = MPI_FLOAT`), then
44 `recvbuf(1) = global max(sendbuf(1))` and `recvbuf(2) = global max(sendbuf(2))`.

45 Section 5.9.2, lists the set of predefined operations provided by MPI. That section also
46 enumerates the datatypes to which each operation can be applied.

47 In addition, users may define their own operations that can be overloaded to operate
48 on several datatypes, either basic or derived. This is further explained in Section 5.9.5.

The operation `op` is always assumed to be associative. All predefined operations are also assumed to be commutative. Users may define operations that are assumed to be associative, but not commutative. The “canonical” evaluation order of a reduction is determined by the ranks of the processes in the group. However, the implementation can take advantage of associativity, or associativity and commutativity in order to change the order of evaluation. This may change the result of the reduction for operations that are not strictly associative and commutative, such as floating point addition.

Advice to implementors. It is strongly recommended that `MPI_REDUCE` be implemented so that the same result be obtained whenever the function is applied on the same arguments, appearing in the same order. Note that this may prevent optimizations that take advantage of the physical location of ranks. (*End of advice to implementors.*)

Advice to users. Some applications may not be able to ignore the non-associative nature of floating-point operations or may use user-defined operations (see Section 5.9.5) that require a special reduction order and cannot be treated as associative. Such applications should enforce the order of evaluation explicitly. For example, in the case of operations that require a strict left-to-right (or right-to-left) evaluation order, this could be done by gathering all operands at a single process (e.g., with `MPI_GATHER`), applying the reduction operation in the desired order (e.g., with `MPI_REDUCE_LOCAL`), and if needed, broadcast or scatter the result to the other processes (e.g., with `MPI_BCAST`). (*End of advice to users.*)

The `datatype` argument of `MPI_REDUCE` must be compatible with `op`. Predefined operators work only with the MPI types listed in Section 5.9.2 and Section 5.9.4. Furthermore, the `datatype` and `op` given for predefined operators must be the same on all processes.

Note that it is possible for users to supply different user-defined operations to `MPI_REDUCE` in each process. MPI does not define which operations are used on which operands in this case. User-defined operators may operate on general, derived datatypes. In this case, each argument that the reduce operation is applied to is one element described by such a datatype, which may contain several basic values. This is further explained in Section 5.9.5.

Advice to users. Users should make no assumptions about how `MPI_REDUCE` is implemented. It is safest to ensure that the same function is passed to `MPI_REDUCE` by each process. (*End of advice to users.*)

Overlapping datatypes are permitted in “send” buffers. Overlapping datatypes in “receive” buffers are erroneous and may give unpredictable results.

The “in place” option for intracommunicators is specified by passing the value `MPI_IN_PLACE` to the argument `sendbuf` at the root. In such a case, the input data is taken at the root from the receive buffer, where it will be replaced by the output data.

If `comm` is an intercommunicator, then the call involves all processes in the intercommunicator, but with one group (group A) defining the root process. All processes in the other group (group B) pass the same value in argument `root`, which is the rank of the root in group A. The root passes the value `MPI_ROOT` in `root`. All other processes in group A pass the value `MPI_PROC_NULL` in `root`. Only send buffer arguments are significant in group B and only receive buffer arguments are significant at the root.

5.9.2 Predefined Reduction Operations

The following predefined operations are supplied for `MPI_REDUCE` and related functions `MPI_ALLREDUCE`, `MPI_REDUCE_SCATTER_BLOCK`, `MPI_REDUCE_SCATTER`, `MPI_SCAN`, `MPI_EXSCAN`, all nonblocking variants of those (see Section 5.12), and `MPI_REDUCE_LOCAL`. These operations are invoked by placing the following in `op`.

Name	Meaning
<code>MPI_MAX</code>	maximum
<code>MPI_MIN</code>	minimum
<code>MPI_SUM</code>	sum
<code>MPI_PROD</code>	product
<code>MPI_LAND</code>	logical and
<code>MPI_BAND</code>	bit-wise and
<code>MPI_LOR</code>	logical or
<code>MPI BOR</code>	bit-wise or
<code>MPI_LXOR</code>	logical exclusive or (xor)
<code>MPI_BXOR</code>	bit-wise exclusive or (xor)
<code>MPI_MAXLOC</code>	max value and location
<code>MPI_MINLOC</code>	min value and location

The two operations `MPI_MINLOC` and `MPI_MAXLOC` are discussed separately in Section 5.9.4. For the other predefined operations, we enumerate below the allowed combinations of `op` and `datatype` arguments. First, define groups of MPI basic datatypes in the following way.

C integer:	<code>MPI_INT</code> , <code>MPI_LONG</code> , <code>MPI_SHORT</code> , <code>MPI_UNSIGNED_SHORT</code> , <code>MPI_UNSIGNED</code> , <code>MPI_UNSIGNED_LONG</code> , <code>MPI_LONG_LONG_INT</code> , <code>MPI_LONG_LONG</code> (as synonym), <code>MPI_UNSIGNED_LONG_LONG</code> , <code>MPI_SIGNED_CHAR</code> , <code>MPI_UNSIGNED_CHAR</code> , <code>MPI_INT8_T</code> , <code>MPI_INT16_T</code> , <code>MPI_INT32_T</code> , <code>MPI_INT64_T</code> , <code>MPI_UINT8_T</code> , <code>MPI_UINT16_T</code> , <code>MPI_UINT32_T</code> , <code>MPI_UINT64_T</code>
Fortran integer:	<code>MPI_INTEGER</code> , and handles returned from <code>MPI_TYPE_CREATE_F90_INTEGER</code> , and if available: <code>MPI_INTEGER1</code> , <code>MPI_INTEGER2</code> , <code>MPI_INTEGER4</code> , <code>MPI_INTEGER8</code> , <code>MPI_INTEGER16</code>
Floating point:	<code>MPI_FLOAT</code> , <code>MPI_DOUBLE</code> , <code>MPI_REAL</code> , <code>MPI_DOUBLE_PRECISION</code> <code>MPI_LONG_DOUBLE</code> and handles returned from

	MPI_TYPE_CREATE_F90_REAL,	1
	and if available: MPI_REAL2,	2
	MPI_REAL4, MPI_REAL8, MPI_REAL16	3
Logical:	MPI_LOGICAL, MPI_C_BOOL,	4
	MPI_CXX_BOOL	5
Complex:	MPI_COMPLEX, MPI_C_COMPLEX,	6
	MPI_C_FLOAT_COMPLEX (as synonym),	7
	MPI_C_DOUBLE_COMPLEX,	8
	MPI_C_LONG_DOUBLE_COMPLEX,	9
	MPI_CXX_FLOAT_COMPLEX,	10
	MPI_CXX_DOUBLE_COMPLEX,	11
	MPI_CXX_LONG_DOUBLE_COMPLEX,	12
	and handles returned from	13
	MPI_TYPE_CREATE_F90_COMPLEX,	14
	and if available: MPI_DOUBLE_COMPLEX,	15
	MPI_COMPLEX4, MPI_COMPLEX8,	16
	MPI_COMPLEX16, MPI_COMPLEX32	17
Byte:	MPI_BYTE	18
Multi-language types:	MPI_AINT, MPI_OFFSET, MPI_COUNT	19

Now, the valid datatypes for each operation are specified below.

Op	Allowed Types	22
MPI_MAX, MPI_MIN	C integer, Fortran integer, Floating point, Multi-language types	23
MPI_SUM, MPI_PROD	C integer, Fortran integer, Floating point, Complex, Multi-language types	24
MPI_LAND, MPI_LOR, MPI_LXOR	C integer, Logical	25
MPI_BAND, MPI_BOR, MPI_BXOR	C integer, Fortran integer, Byte, Multi-language types	26

These operations together with all listed datatypes are valid in all supported programming languages, see also Reduce Operations on page 652 in Section 17.2.6.

The following examples use intracommunicators.

Example 5.15

A routine that computes the dot product of two vectors that are distributed across a group of processes and returns the answer at node zero.

```

1  SUBROUTINE PAR_BLAS1(m, a, b, c, comm)
2  REAL a(m), b(m)          ! local slice of array
3  REAL c                   ! result (at node zero)
4  REAL sum
5  INTEGER m, comm, i, ierr
6
7  ! local sum
8  sum = 0.0
9  DO i = 1, m
10     sum = sum + a(i)*b(i)
11 END DO
12
13 ! global sum
14 CALL MPI_REDUCE(sum, c, 1, MPI_REAL, MPI_SUM, 0, comm, ierr)
15 RETURN
16 END

```

Example 5.16

A routine that computes the product of a vector and an array that are distributed across a group of processes and returns the answer at node zero.

```

22 SUBROUTINE PAR_BLAS2(m, n, a, b, c, comm)
23 REAL a(m), b(m,n)      ! local slice of array
24 REAL c(n)              ! result
25 REAL sum(n)
26 INTEGER n, comm, i, j, ierr
27
28 ! local sum
29 DO j= 1, n
30     sum(j) = 0.0
31     DO i = 1, m
32         sum(j) = sum(j) + a(i)*b(i,j)
33     END DO
34 END DO
35
36 ! global sum
37 CALL MPI_REDUCE(sum, c, n, MPI_REAL, MPI_SUM, 0, comm, ierr)
38
39 ! return result at node zero (and garbage at the other nodes)
40 RETURN
41 END

```

5.9.3 Signed Characters and Reductions

The types `MPI_SIGNED_CHAR` and `MPI_UNSIGNED_CHAR` can be used in reduction operations. `MPI_CHAR`, `MPI_WCHAR`, and `MPI_CHARACTER` (which represent printable characters) cannot be used in reduction operations. In a heterogeneous environment, `MPI_CHAR`, `MPI_WCHAR`, and `MPI_CHARACTER` will be translated so as to preserve the printable

character, whereas `MPI_SIGNED_CHAR` and `MPI_UNSIGNED_CHAR` will be translated so as to preserve the integer value.

Advice to users. The types `MPI_CHAR`, `MPI_WCHAR`, and `MPI_CHARACTER` are intended for characters, and so will be translated to preserve the printable representation, rather than the integer value, if sent between machines with different character codes. The types `MPI_SIGNED_CHAR` and `MPI_UNSIGNED_CHAR` should be used in C if the integer value should be preserved. (*End of advice to users.*)

5.9.4 MINLOC and MAXLOC

The operator `MPI_MINLOC` is used to compute a global minimum and also an index attached to the minimum value. `MPI_MAXLOC` similarly computes a global maximum and index. One application of these is to compute a global minimum (maximum) and the rank of the process containing this value.

The operation that defines `MPI_MAXLOC` is:

$$\begin{pmatrix} u \\ i \end{pmatrix} \circ \begin{pmatrix} v \\ j \end{pmatrix} = \begin{pmatrix} w \\ k \end{pmatrix}$$

where

$$w = \max(u, v)$$

and

$$k = \begin{cases} i & \text{if } u > v \\ \min(i, j) & \text{if } u = v \\ j & \text{if } u < v \end{cases}$$

`MPI_MINLOC` is defined similarly:

$$\begin{pmatrix} u \\ i \end{pmatrix} \circ \begin{pmatrix} v \\ j \end{pmatrix} = \begin{pmatrix} w \\ k \end{pmatrix}$$

where

$$w = \min(u, v)$$

and

$$k = \begin{cases} i & \text{if } u < v \\ \min(i, j) & \text{if } u = v \\ j & \text{if } u > v \end{cases}$$

Both operations are associative and commutative. Note that if `MPI_MAXLOC` is applied to reduce a sequence of pairs $(u_0, 0), (u_1, 1), \dots, (u_{n-1}, n-1)$, then the value returned is (u, r) , where $u = \max_i u_i$ and r is the index of the first global maximum in the sequence. Thus, if each process supplies a value and its rank within the group, then a reduce operation with `op = MPI_MAXLOC` will return the maximum value and the rank of the first process with that value. Similarly, `MPI_MINLOC` can be used to return a minimum and its index. More generally, `MPI_MINLOC` computes a *lexicographic minimum*, where elements are ordered

1 according to the first component of each pair, and ties are resolved according to the second
 2 component.

3 The reduce operation is defined to operate on arguments that consist of a pair: value
 4 and index. For both Fortran and C, types are provided to describe the pair. The potentially
 5 mixed-type nature of such arguments is a problem in Fortran. The problem is circumvented,
 6 for Fortran, by having the MPI-provided type consist of a pair of the same type as value,
 7 and coercing the index to this type also. In C, the MPI-provided pair type has distinct
 8 types and the index is an `int`.

9 In order to use `MPI_MINLOC` and `MPI_MAXLOC` in a reduce operation, one must provide
 10 a `datatype` argument that represents a pair (value and index). MPI provides nine such
 11 predefined datatypes. The operations `MPI_MAXLOC` and `MPI_MINLOC` can be used with
 12 each of the following datatypes.

13
 14 Fortran:

15 Name	Description
16 <code>MPI_2REAL</code>	pair of <code>REAL</code> s
17 <code>MPI_2DOUBLE_PRECISION</code>	pair of <code>DOUBLE PRECISION</code> variables
18 <code>MPI_2INTEGER</code>	pair of <code>INTEGER</code> s

19
 20
 21 C:

22 Name	Description
23 <code>MPI_FLOAT_INT</code>	<code>float</code> and <code>int</code>
24 <code>MPI_DOUBLE_INT</code>	<code>double</code> and <code>int</code>
25 <code>MPI_LONG_INT</code>	<code>long</code> and <code>int</code>
26 <code>MPI_2INT</code>	pair of <code>int</code>
27 <code>MPI_SHORT_INT</code>	<code>short</code> and <code>int</code>
28 <code>MPI_LONG_DOUBLE_INT</code>	<code>long double</code> and <code>int</code>

29 The datatype `MPI_2REAL` is *as if* defined by the following (see Section 4.1).
 30

```
31 MPI_TYPE_CONTIGUOUS(2, MPI_REAL, MPI_2REAL)
```

32
 33 Similar statements apply for `MPI_2INTEGER`, `MPI_2DOUBLE_PRECISION`, and `MPI_2INT`.

34 The datatype `MPI_FLOAT_INT` is *as if* defined by the following sequence of instructions.

```
35  

  36 type[0] = MPI_FLOAT  

  37 type[1] = MPI_INT  

  38 disp[0] = 0  

  39 disp[1] = sizeof(float)  

  40 block[0] = 1  

  41 block[1] = 1  

  42 MPI_TYPE_CREATE_STRUCT(2, block, disp, type, MPI_FLOAT_INT)
```

43 Similar statements apply for `MPI_LONG_INT` and `MPI_DOUBLE_INT`.

44 The following examples use intracommunicators.

45 46 **Example 5.17**

47 Each process has an array of 30 `doubles`, in C. For each of the 30 locations, compute
 48 the value and rank of the process containing the largest value.

```

...
/* each process has an array of 30 double: ain[30]
*/
double ain[30], aout[30];
int ind[30];
struct {
    double val;
    int rank;
} in[30], out[30];
int i, myrank, root;

MPI_Comm_rank(comm, &myrank);
for (i=0; i<30; ++i) {
    in[i].val = ain[i];
    in[i].rank = myrank;
}
MPI_Reduce(in, out, 30, MPI_DOUBLE_INT, MPI_MAXLOC, root, comm);
/* At this point, the answer resides on process root
*/
if (myrank == root) {
    /* read ranks out
    */
    for (i=0; i<30; ++i) {
        aout[i] = out[i].val;
        ind[i] = out[i].rank;
    }
}

```

Example 5.18

Same example, in Fortran.

```

...
! each process has an array of 30 double: ain(30)

DOUBLE PRECISION ain(30), aout(30)
INTEGER ind(30)
DOUBLE PRECISION in(2,30), out(2,30)
INTEGER i, myrank, root, ierr

CALL MPI_COMM_RANK(comm, myrank, ierr)
DO I=1, 30
    in(1,i) = ain(i)
    in(2,i) = myrank ! myrank is coerced to a double
END DO

CALL MPI_REDUCE(in, out, 30, MPI_2DOUBLE_PRECISION, MPI_MAXLOC, root,
               comm, ierr)

```

```

1      ! At this point, the answer resides on process root
2
3      IF (myrank .EQ. root) THEN
4          ! read ranks out
5          DO I= 1, 30
6              aout(i) = out(1,i)
7              ind(i) = out(2,i) ! rank is coerced back to an integer
8          END DO
9      END IF

```

Example 5.19

Each process has a non-empty array of values. Find the minimum global value, the rank of the process that holds it and its index on this process.

```

15 #define LEN 1000
16
17 float val[LEN];          /* local array of values */
18 int count;              /* local number of values */
19 int myrank, minrank, minindex;
20 float minval;
21
22 struct {
23     float value;
24     int index;
25 } in, out;
26
27     /* local minloc */
28 in.value = val[0];
29 in.index = 0;
30 for (i=1; i < count; i++)
31     if (in.value > val[i]) {
32         in.value = val[i];
33         in.index = i;
34     }
35
36     /* global minloc */
37 MPI_Comm_rank(comm, &myrank);
38 in.index = myrank*LEN + in.index;
39 MPI_Reduce( &in, &out, 1, MPI_FLOAT_INT, MPI_MINLOC, root, comm );
40     /* At this point, the answer resides on process root
41     */
42 if (myrank == root) {
43     /* read answer out
44     */
45     minval = out.value;
46     minrank = out.index / LEN;
47     minindex = out.index % LEN;
48 }

```

Rationale. The definition of MPI_MINLOC and MPI_MAXLOC given here has the advantage that it does not require any special-case handling of these two operations: they are handled like any other reduce operation. A programmer can provide his or her own definition of MPI_MAXLOC and MPI_MINLOC, if so desired. The disadvantage is that values and indices have to be first interleaved, and that indices and values have to be coerced to the same type, in Fortran. (*End of rationale.*)

5.9.5 User-Defined Reduction Operations

MPI_OP_CREATE(user_fn, commute, op)

IN	user_fn	user defined function (function)
IN	commute	true if commutative; false otherwise.
OUT	op	operation (handle)

```
int MPI_Op_create(MPI_User_function* user_fn, int commute, MPI_Op* op)
```

```
MPI_Op_create(user_fn, commute, op, ierror) BIND(C)
```

```
  PROCEDURE(MPI_User_function) :: user_fn
  LOGICAL, INTENT(IN) :: commute
  TYPE(MPI_Op), INTENT(OUT) :: op
  INTEGER, OPTIONAL, INTENT(OUT) :: ierror
```

```
MPI_OP_CREATE( USER_FN, COMMUTE, OP, IERROR)
```

```
  EXTERNAL USER_FN
  LOGICAL COMMUTE
  INTEGER OP, IERROR
```

MPI_OP_CREATE binds a user-defined reduction operation to an op handle that can subsequently be used in MPI_REDUCE, MPI_ALLREDUCE, MPI_REDUCE_SCATTER_BLOCK, MPI_REDUCE_SCATTER, MPI_SCAN, MPI_EXSCAN, all nonblocking variants of those (see Section 5.12), and MPI_REDUCE_LOCAL. The user-defined operation is assumed to be associative. If commute = true, then the operation should be both commutative and associative. If commute = false, then the order of operands is fixed and is defined to be in ascending, process rank order, beginning with process zero. The order of evaluation can be changed, taking advantage of the associativity of the operation. If commute = true then the order of evaluation can be changed, taking advantage of commutativity and associativity.

The argument user_fn is the user-defined function, which must have the following four arguments: invec, inoutvec, len, and datatype.

The ISO C prototype for the function is the following.

```
typedef void MPI_User_function(void* invec, void* inoutvec, int *len,
                               MPI_Datatype *datatype);
```

The Fortran declarations of the user-defined function user_fn appear below.

```
ABSTRACT INTERFACE
```

```
  SUBROUTINE MPI_User_function(invec, inoutvec, len, datatype) BIND(C)
    USE, INTRINSIC :: ISO_C_BINDING, ONLY : C_PTR
```

```

1     TYPE(C_PTR), VALUE :: invec, inoutvec
2     INTEGER :: len
3     TYPE(MPI_Datatype) :: datatype
4
5 SUBROUTINE USER_FUNCTION(INVEC, INOUTVEC, LEN, DATATYPE)
6     <type> INVEC(LEN), INOUTVEC(LEN)
7     INTEGER LEN, DATATYPE

```

The `datatype` argument is a handle to the data type that was passed into the call to `MPI_REDUCE`. The user reduce function should be written such that the following holds: Let $u[0], \dots, u[\text{len}-1]$ be the `len` elements in the communication buffer described by the arguments `invec`, `len` and `datatype` when the function is invoked; let $v[0], \dots, v[\text{len}-1]$ be `len` elements in the communication buffer described by the arguments `inoutvec`, `len` and `datatype` when the function is invoked; let $w[0], \dots, w[\text{len}-1]$ be `len` elements in the communication buffer described by the arguments `inoutvec`, `len` and `datatype` when the function returns; then $w[i] = u[i] \circ v[i]$, for $i=0, \dots, \text{len}-1$, where \circ is the reduce operation that the function computes.

Informally, we can think of `invec` and `inoutvec` as arrays of `len` elements that `user_fn` is combining. The result of the reduction over-writes values in `inoutvec`, hence the name. Each invocation of the function results in the pointwise evaluation of the reduce operator on `len` elements: i.e., the function returns in `inoutvec[i]` the value $\text{invec}[i] \circ \text{inoutvec}[i]$, for $i=0, \dots, \text{count}-1$, where \circ is the combining operation computed by the function.

Rationale. The `len` argument allows `MPI_REDUCE` to avoid calling the function for each element in the input buffer. Rather, the system can choose to apply the function to chunks of input. In C, it is passed in as a reference for reasons of compatibility with Fortran.

By internally comparing the value of the `datatype` argument to known, global handles, it is possible to overload the use of a single user-defined function for several, different data types. (*End of rationale.*)

General datatypes may be passed to the user function. However, use of datatypes that are not contiguous is likely to lead to inefficiencies.

No MPI communication function may be called inside the user function. `MPI_ABORT` may be called inside the function in case of an error.

Advice to users. Suppose one defines a library of user-defined reduce functions that are overloaded: the `datatype` argument is used to select the right execution path at each invocation, according to the types of the operands. The user-defined reduce function cannot “decode” the `datatype` argument that it is passed, and cannot identify, by itself, the correspondence between the `datatype` handles and the `datatype` they represent. This correspondence was established when the datatypes were created. Before the library is used, a library initialization preamble must be executed. This preamble code will define the datatypes that are used by the library, and store handles to these datatypes in global, static variables that are shared by the user code and the library code.

The Fortran version of `MPI_REDUCE` will invoke a user-defined reduce function using the Fortran calling conventions and will pass a Fortran-type `datatype` argument; the C version will use C calling convention and the C representation of a `datatype` handle.

Users who plan to mix languages should define their reduction functions accordingly.
(End of advice to users.)

Advice to implementors. We outline below a naive and inefficient implementation of MPI_REDUCE not supporting the “in place” option.

```

MPI_Comm_size(comm, &groupsize);
MPI_Comm_rank(comm, &rank);
if (rank > 0) {
    MPI_Recv(tempbuf, count, datatype, rank-1,...);
    User_reduce(tempbuf, sendbuf, count, datatype);
}
if (rank < groupsize-1) {
    MPI_Send(sendbuf, count, datatype, rank+1, ...);
}
/* answer now resides in process groupsize-1 ... now send to root
*/
if (rank == root) {
    MPI_Irecv(recvbuf, count, datatype, groupsize-1,..., &req);
}
if (rank == groupsize-1) {
    MPI_Send(sendbuf, count, datatype, root, ...);
}
if (rank == root) {
    MPI_Wait(&req, &status);
}

```

The reduction computation proceeds, sequentially, from process 0 to process `groupsize-1`. This order is chosen so as to respect the order of a possibly non-commutative operator defined by the function `User_reduce()`. A more efficient implementation is achieved by taking advantage of associativity and using a logarithmic tree reduction. Commutativity can be used to advantage, for those cases in which the `commute` argument to `MPI_OP_CREATE` is true. Also, the amount of temporary buffer required can be reduced, and communication can be pipelined with computation, by transferring and reducing the elements in chunks of size `len < count`.

The predefined reduce operations can be implemented as a library of user-defined operations. However, better performance might be achieved if MPI_REDUCE handles these functions as a special case. *(End of advice to implementors.)*

MPI_OP_FREE(op)

INOUT op operation (handle)

int MPI_Op_free(MPI_Op *op)

MPI_Op_free(op, ierror) BIND(C)

TYPE(MPI_Op), INTENT(INOUT) :: op

```

1     INTEGER, OPTIONAL, INTENT(OUT) :: ierror
2
3 MPI_OP_FREE(OP, IERROR)
4     INTEGER OP, IERROR

```

Marks a user-defined reduction operation for deallocation and sets `op` to `MPI_OP_NULL`.

Example of User-defined Reduce

It is time for an example of user-defined reduction. The example in this section uses an intracommunicator.

Example 5.20 Compute the product of an array of complex numbers, in C.

```

13 typedef struct {
14     double real,imag;
15 } Complex;
16
17 /* the user-defined function
18 */
19 void myProd(void *inP, void *inoutP, int *len, MPI_Datatype *dptr)
20 {
21     int i;
22     Complex c;
23     Complex *in = (Complex *)inP, *inout = (Complex *)inoutP;
24
25     for (i=0; i< *len; ++i) {
26         c.real = inout->real*in->real -
27             inout->imag*in->imag;
28         c.imag = inout->real*in->imag +
29             inout->imag*in->real;
30         *inout = c;
31         in++; inout++;
32     }
33 }
34
35 /* and, to call it...
36 */
37 ...
38
39 /* each process has an array of 100 Complexes
40 */
41 Complex a[100], answer[100];
42 MPI_Op myOp;
43 MPI_Datatype ctype;
44
45 /* explain to MPI how type Complex is defined
46 */
47 MPI_Type_contiguous(2, MPI_DOUBLE, &ctype);
48 MPI_Type_commit(&ctype);

```



```

/* create the complex-product user-op      1
*/                                          2
MPI_Op_create( myProd, 1, &myOp );        3
                                          4
MPI_Reduce(a, answer, 100, ctype, myOp, root, comm); 5
                                          6
/* At this point, the answer, which consists of 100 Complexes, 7
 * resides on process root                 8
*/                                          9
                                          10

```

Example 5.21 How to use the `mpi_f08` interface of the Fortran `MPI_User_function`.

```

subroutine my_user_function( invec, inoutvec, len, type )  bind(c) 13
  use, intrinsic :: iso_c_binding, only : c_ptr, c_f_pointer 14
  use mpi_f08 15
  type(c_ptr), value :: invec, inoutvec 16
  integer :: len 17
  type(MPI_Datatype) :: type 18
  real, pointer :: invec_r(:), inoutvec_r(:) 19
  if (type%MPI_VAL == MPI_REAL%MPI_VAL) then 20
    call c_f_pointer(invec, invec_r, (/ len /) ) 21
    call c_f_pointer(inoutvec, inoutvec_r, (/ len /) ) 22
    inoutvec_r = invec_r + inoutvec_r 23
  end if 24
end subroutine 25

```

5.9.6 All-Reduce

MPI includes a variant of the reduce operations where the result is returned to all processes in a group. MPI requires that all processes from the same group participating in these operations receive identical results.

`MPI_ALLREDUCE`(sendbuf, recvbuf, count, datatype, op, comm)

IN	sendbuf	starting address of send buffer (choice)	35
OUT	recvbuf	starting address of receive buffer (choice)	36
IN	count	number of elements in send buffer (non-negative integer)	37
IN	datatype	data type of elements of send buffer (handle)	38
IN	op	operation (handle)	39
IN	comm	communicator (handle)	40

```

int MPI_Allreduce(const void* sendbuf, void* recvbuf, int count, 44
                 MPI_Datatype datatype, MPI_Op op, MPI_Comm comm) 45
MPI_Allreduce(sendbuf, recvbuf, count, datatype, op, comm, ierror) BIND(C) 46
TYPE(*), DIMENSION(..), INTENT(IN) :: sendbuf 47

```

```

1     TYPE(*), DIMENSION(..) :: recvbuf
2     INTEGER, INTENT(IN) :: count
3     TYPE(MPI_Datatype), INTENT(IN) :: datatype
4     TYPE(MPI_Op), INTENT(IN) :: op
5     TYPE(MPI_Comm), INTENT(IN) :: comm
6     INTEGER, OPTIONAL, INTENT(OUT) :: ierror
7
8     MPI_ALLREDUCE(SENDBUF, RECVBUF, COUNT, DATATYPE, OP, COMM, IERROR)
9     <type> SENDBUF(*), RECVBUF(*)
10    INTEGER COUNT, DATATYPE, OP, COMM, IERROR

```

11 If `comm` is an intracommunicator, `MPI_ALLREDUCE` behaves the same as
12 `MPI_REDUCE` except that the result appears in the receive buffer of all the group members.

13
14 *Advice to implementors.* The all-reduce operations can be implemented as a re-
15 duce, followed by a broadcast. However, a direct implementation can lead to better
16 performance. (*End of advice to implementors.*)

17 The “in place” option for intracommunicators is specified by passing the value
18 `MPI_IN_PLACE` to the argument `sendbuf` at all processes. In this case, the input data is
19 taken at each process from the receive buffer, where it will be replaced by the output data.

20 If `comm` is an intercommunicator, then the result of the reduction of the data provided
21 by processes in group A is stored at each process in group B, and vice versa. Both groups
22 should provide `count` and `datatype` arguments that specify the same type signature.

23 The following example uses an intracommunicator.
24

25 Example 5.22

26 A routine that computes the product of a vector and an array that are distributed
27 across a group of processes and returns the answer at all nodes (see also Example 5.16).
28

```

29 SUBROUTINE PAR_BLAS2(m, n, a, b, c, comm)
30 REAL a(m), b(m,n)    ! local slice of array
31 REAL c(n)            ! result
32 REAL sum(n)
33 INTEGER n, comm, i, j, ierr
34
35 ! local sum
36 DO j= 1, n
37     sum(j) = 0.0
38     DO i = 1, m
39         sum(j) = sum(j) + a(i)*b(i,j)
40     END DO
41 END DO
42
43 ! global sum
44 CALL MPI_ALLREDUCE(sum, c, n, MPI_REAL, MPI_SUM, comm, ierr)
45
46 ! return result at all nodes
47 RETURN
48 END

```

5.9.7 Process-Local Reduction

The functions in this section are of importance to library implementors who may want to implement special reduction patterns that are otherwise not easily covered by the standard MPI operations.

The following function applies a reduction operator to local arguments.

```
MPI_REDUCE_LOCAL( inbuf, inoutbuf, count, datatype, op)
```

IN	inbuf	input buffer (choice)
INOUT	inoutbuf	combined input and output buffer (choice)
IN	count	number of elements in inbuf and inoutbuf buffers (non-negative integer)
IN	datatype	data type of elements of inbuf and inoutbuf buffers (handle)
IN	op	operation (handle)

```
int MPI_Reduce_local(const void* inbuf, void* inoutbuf, int count,
                    MPI_Datatype datatype, MPI_Op op)
```

```
MPI_Reduce_local(inbuf, inoutbuf, count, datatype, op, ierror) BIND(C)
    TYPE(*), DIMENSION(..), INTENT(IN) :: inbuf
    TYPE(*), DIMENSION(..) :: inoutbuf
    INTEGER, INTENT(IN) :: count
    TYPE(MPI_Datatype), INTENT(IN) :: datatype
    TYPE(MPI_Op), INTENT(IN) :: op
    INTEGER, OPTIONAL, INTENT(OUT) :: ierror
```

```
MPI_REDUCE_LOCAL(INBUF, INOUTBUF, COUNT, DATATYPE, OP, IERROR)
    <type> INBUF(*), INOUTBUF(*)
    INTEGER COUNT, DATATYPE, OP, IERROR
```

The function applies the operation given by `op` element-wise to the elements of `inbuf` and `inoutbuf` with the result stored element-wise in `inoutbuf`, as explained for user-defined operations in Section 5.9.5. Both `inbuf` and `inoutbuf` (input as well as result) have the same number of elements given by `count` and the same `datatype` given by `datatype`. The `MPI_IN_PLACE` option is not allowed.

Reduction operations can be queried for their commutativity.

```
MPI_OP_COMMUTATIVE( op, commute)
```

IN	op	operation (handle)
OUT	commute	true if op is commutative, false otherwise (logical)

```
int MPI_Op_commutative(MPI_Op op, int *commute)
```

```
MPI_Op_commutative(op, commute, ierror) BIND(C)
    TYPE(MPI_Op), INTENT(IN) :: op
```

```

1     LOGICAL, INTENT(OUT) :: commute
2     INTEGER, OPTIONAL, INTENT(OUT) :: ierror
3
4 MPI_OP_COMMUTATIVE(OP, COMMUTE, IERROR)
5     LOGICAL COMMUTE
6     INTEGER OP, IERROR

```

5.10 Reduce-Scatter

MPI includes variants of the reduce operations where the result is scattered to all processes in a group on return. One variant scatters equal-sized blocks to all processes, while another variant scatters blocks that may vary in size for each process.

5.10.1 MPI_REDUCE_SCATTER_BLOCK

```

18 MPI_REDUCE_SCATTER_BLOCK( sendbuf, recvbuf, recvcount, datatype, op, comm)
19     IN         sendbuf           starting address of send buffer (choice)
20     OUT        recvbuf           starting address of receive buffer (choice)
21
22     IN         recvcount         element count per block (non-negative integer)
23     IN         datatype          data type of elements of send and receive buffers (handle)
24
25     IN         op                operation (handle)
26     IN         comm              communicator (handle)

```

```

29 int MPI_Reduce_scatter_block(const void* sendbuf, void* recvbuf,
30                             int recvcount, MPI_Datatype datatype, MPI_Op op,
31                             MPI_Comm comm)
32
33 MPI_Reduce_scatter_block(sendbuf, recvbuf, recvcount, datatype, op, comm,
34                           ierror) BIND(C)
35     TYPE(*), DIMENSION(..), INTENT(IN) :: sendbuf
36     TYPE(*), DIMENSION(..) :: recvbuf
37     INTEGER, INTENT(IN) :: recvcount
38     TYPE(MPI_Datatype), INTENT(IN) :: datatype
39     TYPE(MPI_Op), INTENT(IN) :: op
40     TYPE(MPI_Comm), INTENT(IN) :: comm
41     INTEGER, OPTIONAL, INTENT(OUT) :: ierror
42
43 MPI_REDUCE_SCATTER_BLOCK(SENDBUF, RECVBUF, RECVCOUNT, DATATYPE, OP, COMM,
44                           IERROR)
45     <type> SENDBUF(*), RECVBUF(*)
46     INTEGER RECVCOUNT, DATATYPE, OP, COMM, IERROR

```

If `comm` is an intracommunicator, `MPI_REDUCE_SCATTER_BLOCK` first performs a global, element-wise reduction on vectors of `count = n*recvcount` elements in the send buffers

defined by `sendbuf`, `count` and `datatype`, using the operation `op`, where `n` is the number of processes in the group of `comm`. The routine is called by all group members using the same arguments for `recvcount`, `datatype`, `op` and `comm`. The resulting vector is treated as `n` consecutive blocks of `recvcount` elements that are scattered to the processes of the group. The `i`-th block is sent to process `i` and stored in the receive buffer defined by `recvbuf`, `recvcount`, and `datatype`.

Advice to implementors. The `MPI_REDUCE_SCATTER_BLOCK` routine is functionally equivalent to: an `MPI_REDUCE` collective operation with `count` equal to `recvcount*n`, followed by an `MPI_SCATTER` with `sendcount` equal to `recvcount`. However, a direct implementation may run faster. (*End of advice to implementors.*)

The “in place” option for intracommunicators is specified by passing `MPI_IN_PLACE` in the `sendbuf` argument on *all* processes. In this case, the input data is taken from the receive buffer.

If `comm` is an intercommunicator, then the result of the reduction of the data provided by processes in one group (group A) is scattered among processes in the other group (group B) and vice versa. Within each group, all processes provide the same value for the `recvcount` argument, and provide input vectors of `count = n*recvcount` elements stored in the send buffers, where `n` is the size of the group. The number of elements `count` must be the same for the two groups. The resulting vector from the other group is scattered in blocks of `recvcount` elements among the processes in the group.

Rationale. The last restriction is needed so that the length of the send buffer of one group can be determined by the local `recvcount` argument of the other group. Otherwise, a communication is needed to figure out how many elements are reduced. (*End of rationale.*)

5.10.2 MPI_REDUCE_SCATTER

`MPI_REDUCE_SCATTER` extends the functionality of `MPI_REDUCE_SCATTER_BLOCK` such that the scattered blocks can vary in size. Block sizes are determined by the `recvcounts` array, such that the `i`-th block contains `recvcounts[i]` elements.

`MPI_REDUCE_SCATTER(sendbuf, recvbuf, recvcounts, datatype, op, comm)`

IN	<code>sendbuf</code>	starting address of send buffer (choice)
OUT	<code>recvbuf</code>	starting address of receive buffer (choice)
IN	<code>recvcounts</code>	non-negative integer array (of length group size) specifying the number of elements of the result distributed to each process.
IN	<code>datatype</code>	data type of elements of send and receive buffers (handle)
IN	<code>op</code>	operation (handle)
IN	<code>comm</code>	communicator (handle)

```

1 int MPI_Reduce_scatter(const void* sendbuf, void* recvbuf, const
2     int recvcnts[], MPI_Datatype datatype, MPI_Op op,
3     MPI_Comm comm)
4
5 MPI_Reduce_scatter(sendbuf, recvbuf, recvcnts, datatype, op, comm,
6     ierror) BIND(C)
7     TYPE(*), DIMENSION(..), INTENT(IN) :: sendbuf
8     TYPE(*), DIMENSION(..) :: recvbuf
9     INTEGER, INTENT(IN) :: recvcnts(*)
10    TYPE(MPI_Datatype), INTENT(IN) :: datatype
11    TYPE(MPI_Op), INTENT(IN) :: op
12    TYPE(MPI_Comm), INTENT(IN) :: comm
13    INTEGER, OPTIONAL, INTENT(OUT) :: ierror
14
15 MPI_REDUCE_SCATTER(SENDBUF, RECVBUFF, RECVCOUNTS, DATATYPE, OP, COMM,
16     IERROR)
17     <type> SENDBUF(*), RECVBUFF(*)
18     INTEGER RECVCOUNTS(*), DATATYPE, OP, COMM, IERROR

```

If `comm` is an intracommunicator, `MPI_REDUCE_SCATTER` first performs a global, element-wise reduction on vectors of count = $\sum_{i=0}^{n-1} \text{recvcnts}[i]$ elements in the send buffers defined by `sendbuf`, `count` and `datatype`, using the operation `op`, where `n` is the number of processes in the group of `comm`. The routine is called by all group members using the same arguments for `recvcnts`, `datatype`, `op` and `comm`. The resulting vector is treated as `n` consecutive blocks where the number of elements of the `i`-th block is `recvcnts[i]`. The blocks are scattered to the processes of the group. The `i`-th block is sent to process `i` and stored in the receive buffer defined by `recvbuf`, `recvcnts[i]` and `datatype`.

Advice to implementors. The `MPI_REDUCE_SCATTER` routine is functionally equivalent to: an `MPI_REDUCE` collective operation with `count` equal to the sum of `recvcnts[i]` followed by `MPI_SCATTERV` with `sendcounts` equal to `recvcnts`. However, a direct implementation may run faster. (*End of advice to implementors.*)

The “in place” option for intracommunicators is specified by passing `MPI_IN_PLACE` in the `sendbuf` argument. In this case, the input data is taken from the receive buffer. It is not required to specify the “in place” option on all processes, since the processes for which `recvcnts[i] == 0` may not have allocated a receive buffer.

If `comm` is an intercommunicator, then the result of the reduction of the data provided by processes in one group (group A) is scattered among processes in the other group (group B), and vice versa. Within each group, all processes provide the same `recvcnts` argument, and provide input vectors of count = $\sum_{i=0}^{n-1} \text{recvcnts}[i]$ elements stored in the send buffers, where `n` is the size of the group. The resulting vector from the other group is scattered in blocks of `recvcnts[i]` elements among the processes in the group. The number of elements count must be the same for the two groups.

Rationale. The last restriction is needed so that the length of the send buffer can be determined by the sum of the local `recvcnts` entries. Otherwise, a communication is needed to figure out how many elements are reduced. (*End of rationale.*)

5.11 Scan

5.11.1 Inclusive Scan

`MPI_SCAN(sendbuf, recvbuf, count, datatype, op, comm)`

IN	<code>sendbuf</code>	starting address of send buffer (choice)
OUT	<code>recvbuf</code>	starting address of receive buffer (choice)
IN	<code>count</code>	number of elements in input buffer (non-negative integer)
IN	<code>datatype</code>	data type of elements of input buffer (handle)
IN	<code>op</code>	operation (handle)
IN	<code>comm</code>	communicator (handle)

```
int MPI_Scan(const void* sendbuf, void* recvbuf, int count,
            MPI_Datatype datatype, MPI_Op op, MPI_Comm comm)
```

```
MPI_Scan(sendbuf, recvbuf, count, datatype, op, comm, ierror) BIND(C)
```

```
  TYPE(*), DIMENSION(..), INTENT(IN) :: sendbuf
```

```
  TYPE(*), DIMENSION(..) :: recvbuf
```

```
  INTEGER, INTENT(IN) :: count
```

```
  TYPE(MPI_Datatype), INTENT(IN) :: datatype
```

```
  TYPE(MPI_Op), INTENT(IN) :: op
```

```
  TYPE(MPI_Comm), INTENT(IN) :: comm
```

```
  INTEGER, OPTIONAL, INTENT(OUT) :: ierror
```

```
MPI_SCAN(SENDBUF, RECVBUF, COUNT, DATATYPE, OP, COMM, IERROR)
```

```
  <type> SENDBUF(*), RECVBUF(*)
```

```
  INTEGER COUNT, DATATYPE, OP, COMM, IERROR
```

If `comm` is an intracommunicator, `MPI_SCAN` is used to perform a prefix reduction on data distributed across the group. The operation returns, in the receive buffer of the process with rank `i`, the reduction of the values in the send buffers of processes with ranks `0, ..., i` (inclusive). The routine is called by all group members using the same arguments for `count`, `datatype`, `op` and `comm`, except that for user-defined operations, the same rules apply as for `MPI_REDUCE`. The type of operations supported, their semantics, and the constraints on send and receive buffers are as for `MPI_REDUCE`.

The “in place” option for intracommunicators is specified by passing `MPI_IN_PLACE` in the `sendbuf` argument. In this case, the input data is taken from the receive buffer, and replaced by the output data.

This operation is invalid for intercommunicators.

5.11.2 Exclusive Scan

```

1 MPI_EXSCAN(sendbuf, recvbuf, count, datatype, op, comm)
2
3
4 MPI_EXSCAN(sendbuf, recvbuf, count, datatype, op, comm)
5
6     IN        sendbuf          starting address of send buffer (choice)
7     OUT       recvbuf         starting address of receive buffer (choice)
8     IN        count           number of elements in input buffer (non-negative in-
9                               teger)
10
11    IN        datatype        data type of elements of input buffer (handle)
12    IN        op              operation (handle)
13    IN        comm            intracommunicator (handle)
14

```

```

15 int MPI_Exscan(const void* sendbuf, void* recvbuf, int count,
16               MPI_Datatype datatype, MPI_Op op, MPI_Comm comm)
17
18 MPI_Exscan(sendbuf, recvbuf, count, datatype, op, comm, ierror) BIND(C)
19     TYPE(*), DIMENSION(..), INTENT(IN) :: sendbuf
20     TYPE(*), DIMENSION(..) :: recvbuf
21     INTEGER, INTENT(IN) :: count
22     TYPE(MPI_Datatype), INTENT(IN) :: datatype
23     TYPE(MPI_Op), INTENT(IN) :: op
24     TYPE(MPI_Comm), INTENT(IN) :: comm
25     INTEGER, OPTIONAL, INTENT(OUT) :: ierror
26
27 MPI_EXSCAN(SENDBUF, RECVBUF, COUNT, DATATYPE, OP, COMM, IERROR)
28     <type> SENDBUF(*), RECVBUF(*)
29     INTEGER COUNT, DATATYPE, OP, COMM, IERROR

```

If `comm` is an intracommunicator, `MPI_EXSCAN` is used to perform a prefix reduction on data distributed across the group. The value in `recvbuf` on the process with rank 0 is undefined, and `recvbuf` is not significant on process 0. The value in `recvbuf` on the process with rank 1 is defined as the value in `sendbuf` on the process with rank 0. For processes with rank $i > 1$, the operation returns, in the receive buffer of the process with rank i , the reduction of the values in the send buffers of processes with ranks $0, \dots, i-1$ (inclusive). The routine is called by all group members using the same arguments for `count`, `datatype`, `op` and `comm`, except that for user-defined operations, the same rules apply as for `MPI_REDUCE`. The type of operations supported, their semantics, and the constraints on send and receive buffers, are as for `MPI_REDUCE`.

The “in place” option for intracommunicators is specified by passing `MPI_IN_PLACE` in the `sendbuf` argument. In this case, the input data is taken from the receive buffer, and replaced by the output data. The receive buffer on rank 0 is not changed by this operation.

This operation is invalid for intercommunicators.

Rationale. The exclusive scan is more general than the inclusive scan. Any inclusive scan operation can be achieved by using the exclusive scan and then locally combining the local contribution. Note that for non-invertible operations such as `MPI_MAX`, the exclusive scan cannot be computed with the inclusive scan. (*End of rationale.*)

5.11.3 Example using MPI_SCAN

The example in this section uses an intracommunicator.

Example 5.23

This example uses a user-defined operation to produce a *segmented scan*. A segmented scan takes, as input, a set of values and a set of logicals, and the logicals delineate the various segments of the scan. For example:

<i>values</i>	v_1	v_2	v_3	v_4	v_5	v_6	v_7	v_8
<i>logicals</i>	0	0	1	1	1	0	0	1
<i>result</i>	v_1	$v_1 + v_2$	v_3	$v_3 + v_4$	$v_3 + v_4 + v_5$	v_6	$v_6 + v_7$	v_8

The operator that produces this effect is

$$\begin{pmatrix} u \\ i \end{pmatrix} \circ \begin{pmatrix} v \\ j \end{pmatrix} = \begin{pmatrix} w \\ j \end{pmatrix},$$

where

$$w = \begin{cases} u + v & \text{if } i = j \\ v & \text{if } i \neq j \end{cases}.$$

Note that this is a non-commutative operator. C code that implements it is given below.

```
typedef struct {
    double val;
    int log;
} SegScanPair;

/* the user-defined function
*/
void segScan(SegScanPair *in, SegScanPair *inout, int *len,
             MPI_Datatype *dptr)
{
    int i;
    SegScanPair c;

    for (i=0; i< *len; ++i) {
        if (in->log == inout->log)
            c.val = in->val + inout->val;
        else
            c.val = inout->val;
        c.log = inout->log;
        *inout = c;
        in++; inout++;
    }
}
```

1 Note that the inout argument to the user-defined function corresponds to the right-
 2 hand operand of the operator. When using this operator, we must be careful to specify that
 3 it is non-commutative, as in the following.

```

4
5     int i,base;
6     SegScanPair  a, answer;
7     MPI_Op      myOp;
8     MPI_Datatype type[2] = {MPI_DOUBLE, MPI_INT};
9     MPI_Aint     disp[2];
10    int          blocklen[2] = { 1, 1};
11    MPI_Datatype sspair;
12
13    /* explain to MPI how type SegScanPair is defined
14     */
15    MPI_Get_address( &a, disp);
16    MPI_Get_address( &a.log, disp+1);
17    base = disp[0];
18    for (i=0; i<2; ++i) disp[i] -= base;
19    MPI_Type_create_struct( 2, blocklen, disp, type, &sspair );
20    MPI_Type_commit( &sspair );
21    /* create the segmented-scan user-op
22     */
23    MPI_Op_create(segScan, 0, &myOp);
24    ...
25    MPI_Scan( &a, &answer, 1, sspair, myOp, comm );
26

```

27 5.12 Nonblocking Collective Operations

28
 29 As described in Section 3.7, performance of many applications can be improved by over-
 30 lapping communication and computation, and many systems enable this. Nonblocking
 31 collective operations combine the potential benefits of nonblocking point-to-point opera-
 32 tions, to exploit overlap and to avoid synchronization, with the optimized implementation
 33 and message scheduling provided by collective operations [30, 34]. One way of doing this
 34 would be to perform a blocking collective operation in a separate thread. An alternative
 35 mechanism that often leads to better performance (e.g., avoids context switching, scheduler
 36 overheads, and thread management) is to use nonblocking collective communication [32].

37 The nonblocking collective communication model is similar to the model used for non-
 38 blocking point-to-point communication. A nonblocking call initiates a collective operation,
 39 which must be completed in a separate completion call. Once initiated, the operation
 40 may progress independently of any computation or other communication at participating
 41 processes. In this manner, nonblocking collective operations can mitigate possible synchron-
 42 izing effects of collective operations by running them in the “background.” In addition to
 43 enabling communication-computation overlap, nonblocking collective operations can per-
 44 form collective operations on overlapping communicators, which would lead to deadlocks
 45 with blocking operations. Their semantic advantages can also be useful in combination with
 46 point-to-point communication.

47 As in the nonblocking point-to-point case, all calls are local and return immediately,
 48 irrespective of the status of other processes. The call initiates the operation, which indicates

that the system may start to copy data out of the send buffer and into the receive buffer. Once initiated, all associated send buffers and buffers associated with input arguments (such as arrays of counts, displacements, or datatypes in the vector versions of the collectives) should not be modified, and all associated receive buffers should not be accessed, until the collective operation completes. The call returns a request handle, which must be passed to a completion call.

All completion calls (e.g., `MPI_WAIT`) described in Section 3.7.3 are supported for nonblocking collective operations. Similarly to the blocking case, nonblocking collective operations are considered to be complete when the local part of the operation is finished, i.e., for the caller, the semantics of the operation are guaranteed and all buffers can be safely accessed and modified. Completion does not indicate that other processes have completed or even started the operation (unless otherwise implied by the description of the operation). Completion of a particular nonblocking collective operation also does not indicate completion of any other posted nonblocking collective (or send-receive) operations, whether they are posted before or after the completed operation.

Advice to users. Users should be aware that implementations are allowed, but not required (with exception of `MPI_IBARRIER`), to synchronize processes during the completion of a nonblocking collective operation. (*End of advice to users.*)

Upon returning from a completion call in which a nonblocking collective operation completes, the `MPI_ERROR` field in the associated status object is set appropriately, see Section 3.2.5 on page 30. The values of the `MPI_SOURCE` and `MPI_TAG` fields are undefined. It is valid to mix different request types (i.e., any combination of collective requests, I/O requests, generalized requests, or point-to-point requests) in functions that enable multiple completions (e.g., `MPI_WAITALL`). It is erroneous to call `MPI_REQUEST_FREE` or `MPI_CANCEL` for a request associated with a nonblocking collective operation. Nonblocking collective requests are not persistent.

Rationale. Freeing an active nonblocking collective request could cause similar problems as discussed for point-to-point requests (see Section 3.7.3). Cancelling a request is not supported because the semantics of this operation are not well-defined. (*End of rationale.*)

Multiple nonblocking collective operations can be outstanding on a single communicator. If the nonblocking call causes some system resource to be exhausted, then it will fail and generate an MPI exception. Quality implementations of MPI should ensure that this happens only in pathological cases. That is, an MPI implementation should be able to support a large number of pending nonblocking operations.

Unlike point-to-point operations, nonblocking collective operations do not match with blocking collective operations, and collective operations do not have a tag argument. All processes must call collective operations (blocking and nonblocking) in the same order per communicator. In particular, once a process calls a collective operation, all other processes in the communicator must eventually call the same collective operation, and no other collective operation with the same communicator in between. This is consistent with the ordering rules for blocking collective operations in threaded environments.

Rationale. Matching blocking and nonblocking collective operations is not allowed because the implementation might use different communication algorithms for the two

cases. Blocking collective operations may be optimized for minimal time to completion, while nonblocking collective operations may balance time to completion with CPU overhead and asynchronous progression.

The use of tags for collective operations can prevent certain hardware optimizations. (*End of rationale.*)

Advice to users. If program semantics require matching blocking and nonblocking collective operations, then a nonblocking collective operation can be initiated and immediately completed with a blocking wait to emulate blocking behavior. (*End of advice to users.*)

In terms of data movements, each nonblocking collective operation has the same effect as its blocking counterpart for intracommunicators and intercommunicators after completion. Likewise, upon completion, nonblocking collective reduction operations have the same effect as their blocking counterparts, and the same restrictions and recommendations on reduction orders apply.

The use of the “in place” option is allowed exactly as described for the corresponding blocking collective operations. When using the “in place” option, message buffers function as both send and receive buffers. Such buffers should not be modified or accessed until the operation completes.

Progression rules for nonblocking collective operations are similar to progression of nonblocking point-to-point operations, refer to Section 3.7.4.

Advice to implementors. Nonblocking collective operations can be implemented with local execution schedules [33] using nonblocking point-to-point communication and a reserved tag-space. (*End of advice to implementors.*)

5.12.1 Nonblocking Barrier Synchronization

```
MPI_IBARRIER(comm , request)
```

```
IN      comm      communicator (handle)
OUT     request   communication request (handle)
```

```
int MPI_Ibarrier(MPI_Comm comm, MPI_Request *request)
```

```
MPI_Ibarrier(comm, request, ierror) BIND(C)
  TYPE(MPI_Comm), INTENT(IN) :: comm
  TYPE(MPI_Request), INTENT(OUT) :: request
  INTEGER, OPTIONAL, INTENT(OUT) :: ierror
```

```
MPI_IBARRIER(COMM, REQUEST, IERROR)
  INTEGER COMM, REQUEST, IERROR
```

MPI_IBARRIER is a nonblocking version of MPI_BARRIER. By calling MPI_IBARRIER, a process notifies that it has reached the barrier. The call returns immediately, independent of whether other processes have called MPI_IBARRIER. The usual barrier semantics

are enforced at the corresponding completion operation (test or wait), which in the intra-communicator case will complete only after all other processes in the communicator have called `MPI_IBARRIER`. In the intercommunicator case, it will complete when all processes in the remote group have called `MPI_IBARRIER`.

Advice to users. A nonblocking barrier can be used to hide latency. Moving independent computations between the `MPI_IBARRIER` and the subsequent completion call can overlap the barrier latency and therefore shorten possible waiting times. The semantic properties are also useful when mixing collective operations and point-to-point messages. (*End of advice to users.*)

5.12.2 Nonblocking Broadcast

`MPI_IBCAST(buffer, count, datatype, root, comm, request)`

INOUT	buffer	starting address of buffer (choice)
IN	count	number of entries in buffer (non-negative integer)
IN	datatype	data type of buffer (handle)
IN	root	rank of broadcast root (integer)
IN	comm	communicator (handle)
OUT	request	communication request (handle)

```
int MPI_Ibcast(void* buffer, int count, MPI_Datatype datatype, int root,
              MPI_Comm comm, MPI_Request *request)
```

```
MPI_Ibcast(buffer, count, datatype, root, comm, request, ierror) BIND(C)
  TYPE(*), DIMENSION(..), ASYNCHRONOUS :: buffer
  INTEGER, INTENT(IN) :: count, root
  TYPE(MPI_Datatype), INTENT(IN) :: datatype
  TYPE(MPI_Comm), INTENT(IN) :: comm
  TYPE(MPI_Request), INTENT(OUT) :: request
  INTEGER, OPTIONAL, INTENT(OUT) :: ierror
```

```
MPI_IBCAST(BUFFER, COUNT, DATATYPE, ROOT, COMM, REQUEST, IERROR)
  <type> BUFFER(*)
  INTEGER COUNT, DATATYPE, ROOT, COMM, REQUEST, IERROR
```

This call starts a nonblocking variant of `MPI_BCAST` (see Section 5.4).

Example using `MPI_IBCAST`

The example in this section uses an intracommunicator.

Example 5.24

Start a broadcast of 100 ints from process 0 to every process in the group, perform some computation on independent data, and then complete the outstanding broadcast operation.

```

1   MPI_Comm comm;
2   int array1[100], array2[100];
3   int root=0;
4   MPI_Request req;
5   ...
6   MPI_Ibcast(array1, 100, MPI_INT, root, comm, &req);
7   compute(array2, 100);
8   MPI_Wait(&req, MPI_STATUS_IGNORE);
9

```

5.12.3 Nonblocking Gather

```

13 MPI_IGATHER(sendbuf, sendcount, sendtype, recvbuf, recvcount, recvtype, root, comm,
14             request)
15
16 IN         sendbuf         starting address of send buffer (choice)
17 IN         sendcount       number of elements in send buffer (non-negative inte-
18                                     ger)
19 IN         sendtype        data type of send buffer elements (handle)
20 OUT        recvbuf         address of receive buffer (choice, significant only at
21                                     root)
22
23 IN         recvcount       number of elements for any single receive (non-negative
24                                     integer, significant only at root)
25 IN         recvtype        data type of recv buffer elements (significant only at
26                                     root) (handle)
27
28 IN         root            rank of receiving process (integer)
29 IN         comm            communicator (handle)
30 OUT        request         communication request (handle)
31

```

```

32 int MPI_Igather(const void* sendbuf, int sendcount, MPI_Datatype sendtype,
33               void* recvbuf, int recvcount, MPI_Datatype recvtype, int root,
34               MPI_Comm comm, MPI_Request *request)
35

```

```

36 MPI_Igather(sendbuf, sendcount, sendtype, recvbuf, recvcount, recvtype,
37             root, comm, request, ierror) BIND(C)
38     TYPE(*), DIMENSION(..), INTENT(IN), ASYNCHRONOUS :: sendbuf
39     TYPE(*), DIMENSION(..), ASYNCHRONOUS :: recvbuf
40     INTEGER, INTENT(IN) :: sendcount, recvcount, root
41     TYPE(MPI_Datatype), INTENT(IN) :: sendtype, recvtype
42     TYPE(MPI_Comm), INTENT(IN) :: comm
43     TYPE(MPI_Request), INTENT(OUT) :: request
44     INTEGER, OPTIONAL, INTENT(OUT) :: ierror
45

```

```

46 MPI_IGATHER(SENDBUF, SENDCOUNT, SENDTYPE, RECVBUF, RECVCOUNT, RECVTYPE,
47             ROOT, COMM, REQUEST, IERROR)
48 <type> SENDBUF(*), RECVBUF(*)

```

```

INTEGER SENDCOUNT, SENDTYPE, RECVCOUNT, RECVMODE, ROOT, COMM, REQUEST,
IERROR

```

This call starts a nonblocking variant of MPI_GATHER (see Section 5.5).

```

MPI_IGATHERV(sendbuf, sendcount, sendtype, recvbuf, recvcnts, displs, recvmode, root,
comm, request)

```

IN	sendbuf	starting address of send buffer (choice)	
IN	sendcount	number of elements in send buffer (non-negative integer)	
IN	sendtype	data type of send buffer elements (handle)	
OUT	recvbuf	address of receive buffer (choice, significant only at root)	
IN	recvcnts	non-negative integer array (of length group size) containing the number of elements that are received from each process (significant only at root)	
IN	displs	integer array (of length group size). Entry <i>i</i> specifies the displacement relative to <i>recvbuf</i> at which to place the incoming data from process <i>i</i> (significant only at root)	
IN	recvmode	data type of recv buffer elements (significant only at root) (handle)	
IN	root	rank of receiving process (integer)	
IN	comm	communicator (handle)	
OUT	request	communication request (handle)	

```

int MPI_Igatherv(const void* sendbuf, int sendcount, MPI_Datatype sendtype,
void* recvbuf, const int recvcnts[], const int displs[],
MPI_Datatype recvmode, int root, MPI_Comm comm,
MPI_Request *request)

```

```

MPI_Igatherv(sendbuf, sendcount, sendtype, recvbuf, recvcnts, displs,
recvmode, root, comm, request, ierror) BIND(C)
TYPE(*), DIMENSION(..), INTENT(IN), ASYNCHRONOUS :: sendbuf
TYPE(*), DIMENSION(..), ASYNCHRONOUS :: recvbuf
INTEGER, INTENT(IN) :: sendcount, root
INTEGER, INTENT(IN), ASYNCHRONOUS :: recvcnts(*), displs(*)
TYPE(MPI_Datatype), INTENT(IN) :: sendtype, recvmode
TYPE(MPI_Comm), INTENT(IN) :: comm
TYPE(MPI_Request), INTENT(OUT) :: request
INTEGER, OPTIONAL, INTENT(OUT) :: ierror

```

```

MPI_IGATHERV(SENDBUF, SENDCOUNT, SENDTYPE, RECVBUF, RECVCOUNTS, DISPLS,
RECVTYPE, ROOT, COMM, REQUEST, IERROR)
<type> SENDBUF(*), RECVBUF(*)

```

```

1     INTEGER SENDCOUNT, SENDTYPE, RECVCOUNTS(*), DISPLS(*), RECVTYPE, ROOT,
2     COMM, REQUEST, IERROR

```

```

3
4     This call starts a nonblocking variant of MPI_GATHERV (see Section 5.5).

```

```

5

```

6 5.12.4 Nonblocking Scatter

```

7

```

```

8

```

```

9     MPI_ISCATTER(sendbuf, sendcount, sendtype, recvbuf, recvcoun, recvtype, root, comm,
10                request)

```

```

11     IN        sendbuf        address of send buffer (choice, significant only at root)
12
13     IN        sendcount      number of elements sent to each process (non-negative
14                                integer, significant only at root)
15
16     IN        sendtype       data type of send buffer elements (significant only at
17                                root) (handle)
18
19     OUT       recvbuf        address of receive buffer (choice)
20
21     IN        recvcoun       number of elements in receive buffer (non-negative in-
22                                teger)
23
24     IN        recvtype       data type of receive buffer elements (handle)
25
26     IN        root           rank of sending process (integer)
27
28     IN        comm           communicator (handle)
29
30     OUT       request        communication request (handle)

```

```

31

```

```

32     int MPI_Iscatter(const void* sendbuf, int sendcount, MPI_Datatype sendtype,
33                    void* recvbuf, int recvcoun, MPI_Datatype recvtype, int root,
34                    MPI_Comm comm, MPI_Request *request)

```

```

35

```

```

36     MPI_Iscatter(sendbuf, sendcount, sendtype, recvbuf, recvcoun, recvtype,
37                root, comm, request, ierror) BIND(C)
38     TYPE(*), DIMENSION(..), INTENT(IN), ASYNCHRONOUS :: sendbuf
39     TYPE(*), DIMENSION(..), ASYNCHRONOUS :: recvbuf
40     INTEGER, INTENT(IN) :: sendcount, recvcoun, root
41     TYPE(MPI_Datatype), INTENT(IN) :: sendtype, recvtype
42     TYPE(MPI_Comm), INTENT(IN) :: comm
43     TYPE(MPI_Request), INTENT(OUT) :: request
44     INTEGER, OPTIONAL, INTENT(OUT) :: ierror

```

```

45

```

```

46     MPI_ISCATTER(SENDBUF, SENDCOUNT, SENDTYPE, RECVBUF, RECVCOUNT, RECVTYPE,
47                ROOT, COMM, REQUEST, IERROR)
48     <type> SENDBUF(*), RECVBUF(*)
49     INTEGER SENDCOUNT, SENDTYPE, RECVCOUNT, RECVTYPE, ROOT, COMM, REQUEST,
50     IERROR

```

```

51

```

```

52     This call starts a nonblocking variant of MPI_SCATTER (see Section 5.6).

```

```

53

```

```

54

```

```

55

```


MPI_ISCATTERV(sendbuf, sendcounts, displs, sendtype, recvbuf, recvcount, recvtype, root,			1
comm, request)			2
IN	sendbuf	address of send buffer (choice, significant only at root)	3
			4
IN	sendcounts	non-negative integer array (of length group size) specifying the number of elements to send to each rank	5
			6
IN	displs	integer array (of length group size). Entry i specifies the displacement (relative to sendbuf) from which to take the outgoing data to process i	7
			8
			9
IN	sendtype	data type of send buffer elements (handle)	10
OUT	recvbuf	address of receive buffer (choice)	11
			12
IN	recvcount	number of elements in receive buffer (non-negative integer)	13
			14
IN	recvtype	data type of receive buffer elements (handle)	15
			16
IN	root	rank of sending process (integer)	17
IN	comm	communicator (handle)	18
			19
OUT	request	communication request (handle)	20

```

int MPI_Iscatterv(const void* sendbuf, const int sendcounts[], const
                 int displs[], MPI_Datatype sendtype, void* recvbuf,
                 int recvcount, MPI_Datatype recvtype, int root, MPI_Comm comm,
                 MPI_Request *request)

```

```

MPI_Iscatterv(sendbuf, sendcounts, displs, sendtype, recvbuf, recvcount,
              recvtype, root, comm, request, ierror) BIND(C)
TYPE(*), DIMENSION(..), INTENT(IN), ASYNCHRONOUS :: sendbuf
TYPE(*), DIMENSION(..), ASYNCHRONOUS :: recvbuf
INTEGER, INTENT(IN), ASYNCHRONOUS :: sendcounts(*), displs(*)
INTEGER, INTENT(IN) :: recvcount, root
TYPE(MPI_Datatype), INTENT(IN) :: sendtype, recvtype
TYPE(MPI_Comm), INTENT(IN) :: comm
TYPE(MPI_Request), INTENT(OUT) :: request
INTEGER, OPTIONAL, INTENT(OUT) :: ierror

```

```

MPI_ISCATTERV(SENDBUF, SENDCOUNTS, DISPLS, SENDTYPE, RECVBUF, RECVCOUNT,
              RECVTYPE, ROOT, COMM, REQUEST, IERROR)
<type> SENDBUF(*), RECVBUF(*)
INTEGER SENDCOUNTS(*), DISPLS(*), SENDTYPE, RECVCOUNT, RECVTYPE, ROOT,
COMM, REQUEST, IERROR

```

This call starts a nonblocking variant of MPI_SCATTERV (see Section 5.6).

5.12.5 Nonblocking Gather-to-all

```

1 MPI_IALLGATHER(sendbuf, sendcount, sendtype, recvbuf, recvcount, recvtype, comm,
2
3
4 MPI_IALLGATHER(sendbuf, sendcount, sendtype, recvbuf, recvcount, recvtype, comm,
5 request)
6
7 IN sendbuf starting address of send buffer (choice)
8 IN sendcount number of elements in send buffer (non-negative integer)
9
10 IN sendtype data type of send buffer elements (handle)
11
12 OUT recvbuf address of receive buffer (choice)
13
14 IN recvcount number of elements received from any process (non-negative integer)
15
16 IN recvtype data type of receive buffer elements (handle)
17
18 IN comm communicator (handle)
19
20 OUT request communication request (handle)

```

```

20 int MPI_Iallgather(const void* sendbuf, int sendcount,
21 MPI_Datatype sendtype, void* recvbuf, int recvcount,
22 MPI_Datatype recvtype, MPI_Comm comm, MPI_Request *request)
23
24 MPI_Iallgather(sendbuf, sendcount, sendtype, recvbuf, recvcount, recvtype,
25 comm, request, ierror) BIND(C)
26 TYPE(*), DIMENSION(..), INTENT(IN), ASYNCHRONOUS :: sendbuf
27 TYPE(*), DIMENSION(..), ASYNCHRONOUS :: recvbuf
28 INTEGER, INTENT(IN) :: sendcount, recvcount
29 TYPE(MPI_Datatype), INTENT(IN) :: sendtype, recvtype
30 TYPE(MPI_Comm), INTENT(IN) :: comm
31 TYPE(MPI_Request), INTENT(OUT) :: request
32 INTEGER, OPTIONAL, INTENT(OUT) :: ierror
33
34 MPI_IALLGATHER(SENDBUF, SENDCOUNT, SENDTYPE, RECVBUF, RECVCOUNT, RECVTYPE,
35 COMM, REQUEST, IERROR)
36 <type> SENDBUF(*), RECVBUF(*)
37 INTEGER SENDCOUNT, SENDTYPE, RECVCOUNT, RECVTYPE, COMM, REQUEST, IERROR
38

```

This call starts a nonblocking variant of MPI_ALLGATHER (see Section 5.7).

39
40
41
42
43
44
45
46
47
48

MPI_IALLGATHERV(sendbuf, sendcount, sendtype, recvbuf, recvcnts, displs, recvtype, comm,			1
request)			2
IN	sendbuf	starting address of send buffer (choice)	3
IN	sendcount	number of elements in send buffer (non-negative integer)	4
IN	sendtype	data type of send buffer elements (handle)	5
OUT	recvbuf	address of receive buffer (choice)	6
IN	recvcnts	non-negative integer array (of length group size) containing the number of elements that are received from each process	7
IN	displs	integer array (of length group size). Entry i specifies the displacement (relative to <code>recvbuf</code>) at which to place the incoming data from process i	8
IN	recvtype	data type of receive buffer elements (handle)	9
IN	comm	communicator (handle)	10
OUT	request	communication request (handle)	11

```

int MPI_Iallgatherv(const void* sendbuf, int sendcount,
                   MPI_Datatype sendtype, void* recvbuf, const int recvcnts[],
                   const int displs[], MPI_Datatype recvtype, MPI_Comm comm,
                   MPI_Request* request)

```

```

MPI_Iallgatherv(sendbuf, sendcount, sendtype, recvbuf, recvcnts, displs,
                recvtype, comm, request, ierror) BIND(C)
TYPE(*), DIMENSION(..), INTENT(IN), ASYNCHRONOUS :: sendbuf
TYPE(*), DIMENSION(..), ASYNCHRONOUS :: recvbuf
INTEGER, INTENT(IN) :: sendcount
INTEGER, INTENT(IN), ASYNCHRONOUS :: recvcnts(*), displs(*)
TYPE(MPI_Datatype), INTENT(IN) :: sendtype, recvtype
TYPE(MPI_Comm), INTENT(IN) :: comm
TYPE(MPI_Request), INTENT(OUT) :: request
INTEGER, OPTIONAL, INTENT(OUT) :: ierror

```

```

MPI_IALLGATHERV(SENDBUF, SENDCOUNT, SENDTYPE, RECVBUF, RECVCOUNTS, DISPLS,
                RECVTYPE, COMM, REQUEST, IERROR)
<type> SENDBUF(*), RECVBUF(*)
INTEGER SENDCOUNT, SENDTYPE, RECVCOUNTS(*), DISPLS(*), RECVTYPE, COMM,
REQUEST, IERROR

```

This call starts a nonblocking variant of `MPI_ALLGATHERV` (see Section 5.7).

5.12.6 Nonblocking All-to-All Scatter/Gather

```

1
2
3
4 MPI_IALLTOALL(sendbuf, sendcount, sendtype, recvbuf, recvcount, recvtype, comm, request)
5
6

```

```

7     IN     sendbuf      starting address of send buffer (choice)
8     IN     sendcount   number of elements sent to each process (non-negative
9                          integer)
10    IN     sendtype    data type of send buffer elements (handle)
11    OUT    recvbuf     address of receive buffer (choice)
12    IN     recvcount   number of elements received from any process (non-
13                          negative integer)
14
15    IN     recvtype    data type of receive buffer elements (handle)
16    IN     comm        communicator (handle)
17    OUT    request     communication request (handle)
18
19

```

```

20 int MPI_Ialltoall(const void* sendbuf, int sendcount,
21                 MPI_Datatype sendtype, void* recvbuf, int recvcount,
22                 MPI_Datatype recvtype, MPI_Comm comm, MPI_Request *request)
23
24 MPI_Ialltoall(sendbuf, sendcount, sendtype, recvbuf, recvcount, recvtype,
25               comm, request, ierror) BIND(C)
26     TYPE(*), DIMENSION(..), INTENT(IN), ASYNCHRONOUS :: sendbuf
27     TYPE(*), DIMENSION(..), ASYNCHRONOUS :: recvbuf
28     INTEGER, INTENT(IN) :: sendcount, recvcount
29     TYPE(MPI_Datatype), INTENT(IN) :: sendtype, recvtype
30     TYPE(MPI_Comm), INTENT(IN) :: comm
31     TYPE(MPI_Request), INTENT(OUT) :: request
32     INTEGER, OPTIONAL, INTENT(OUT) :: ierror
33
34 MPI_IALLTOALL(SENDBUF, SENDCOUNT, SENDTYPE, RECVBUF, REVCOUNT, RECVTYPE,
35               COMM, REQUEST, IERROR)
36     <type> SENDBUF(*), RECVBUF(*)
37     INTEGER SENDCOUNT, SENDTYPE, REVCOUNT, RECVTYPE, COMM, REQUEST, IERROR
38

```

This call starts a nonblocking variant of MPI_ALLTOALL (see Section 5.8).

```

39
40
41
42
43
44
45
46
47
48

```

MPI_IALLTOALLV(sendbuf, sendcounts, sdispls, sendtype, recvbuf, recvcounts, rdispls,			1
recvtype, comm, request)			2
IN	sendbuf	starting address of send buffer (choice)	3
			4
IN	sendcounts	non-negative integer array (of length group size) specifying the number of elements to send to each rank	5
			6
IN	sdispls	integer array (of length group size). Entry j specifies the displacement (relative to sendbuf) from which to take the outgoing data destined for process j	7
			8
			9
IN	sendtype	data type of send buffer elements (handle)	10
OUT	recvbuf	address of receive buffer (choice)	11
			12
IN	recvcounts	non-negative integer array (of length group size) specifying the number of elements that can be received from each rank	13
			14
			15
IN	rdispls	integer array (of length group size). Entry i specifies the displacement (relative to recvbuf) at which to place the incoming data from process i	16
			17
			18
			19
IN	recvtype	data type of receive buffer elements (handle)	20
IN	comm	communicator (handle)	21
OUT	request	communication request (handle)	22
			23
			24
int MPI_Ialltoallv(const void* sendbuf, const int sendcounts[], const			25
int sdispls[], MPI_Datatype sendtype, void* recvbuf, const			26
int recvcounts[], const int rdispls[], MPI_Datatype recvtype,			27
MPI_Comm comm, MPI_Request *request)			28
			29
MPI_Ialltoallv(sendbuf, sendcounts, sdispls, sendtype, recvbuf, recvcounts,			30
rdispls, recvtype, comm, request, ierror) BIND(C)			31
TYPE(*), DIMENSION(..), INTENT(IN), ASYNCHRONOUS :: sendbuf			32
TYPE(*), DIMENSION(..), ASYNCHRONOUS :: recvbuf			33
INTEGER, INTENT(IN), ASYNCHRONOUS :: sendcounts(*), sdispls(*),			34
recvcounts(*), rdispls(*)			35
TYPE(MPI_Datatype), INTENT(IN) :: sendtype, recvtype			36
TYPE(MPI_Comm), INTENT(IN) :: comm			37
TYPE(MPI_Request), INTENT(OUT) :: request			38
INTEGER, OPTIONAL, INTENT(OUT) :: ierror			39
MPI_IALLTOALLV(SENDBUF, SENDCOUNTS, SDISPLS, SENDTYPE, RECVBUF, RECVCOUNTS,			40
RDISPLS, RECVTYPE, COMM, REQUEST, IERROR)			41
<type> SENDBUF(*), RECVBUF(*)			42
INTEGER SENDCOUNTS(*), SDISPLS(*), SENDTYPE, RECVCOUNTS(*), RDISPLS(*),			43
RECVTYPE, COMM, REQUEST, IERROR			44

This call starts a nonblocking variant of MPI_ALLTOALLV (see Section 5.8).

45

46

47

48

```

1 MPI_IALLTOALLW(sendbuf, sendcounts, sdispls, sendtypes, recvbuf, recvcounts, rdispls,
2               recvtypes, comm, request)
3
4   IN      sendbuf      starting address of send buffer (choice)
5
6   IN      sendcounts   integer array (of length group size) specifying the num-
7                       ber of elements to send to each rank (array of non-
8                       negative integers)
9
10  IN      sdispls      integer array (of length group size). Entry j specifies
11                       the displacement in bytes (relative to sendbuf) from
12                       which to take the outgoing data destined for process j
13                       (array of integers)
14
15  IN      sendtypes     array of datatypes (of length group size). Entry j spec-
16                       ifies the type of data to send to process j (array of
17                       handles)
18
19  OUT     recvbuf       address of receive buffer (choice)
20
21  IN      recvcounts    integer array (of length group size) specifying the num-
22                       ber of elements that can be received from each rank
23                       (array of non-negative integers)
24
25  IN      rdispls       integer array (of length group size). Entry i specifies
26                       the displacement in bytes (relative to recvbuf) at which
27                       to place the incoming data from process i (array of
28                       integers)
29
30  IN      recvtypes     array of datatypes (of length group size). Entry i spec-
31                       ifies the type of data received from process i (array of
32                       handles)
33
34  IN      comm          communicator (handle)
35
36  OUT     request       communication request (handle)
37
38 int MPI_Ialltoallw(const void* sendbuf, const int sendcounts[], const
39                   int sdispls[], const MPI_Datatype sendtypes[], void* recvbuf,
40                   const int recvcounts[], const int rdispls[], const
41                   MPI_Datatype recvtypes[], MPI_Comm comm, MPI_Request *request)
42
43 MPI_Ialltoallw(sendbuf, sendcounts, sdispls, sendtypes, recvbuf,
44               recvcounts, rdispls, recvtypes, comm, request, ierror) BIND(C)
45   TYPE(*), DIMENSION(..), INTENT(IN), ASYNCHRONOUS :: sendbuf
46   TYPE(*), DIMENSION(..), ASYNCHRONOUS :: recvbuf
47   INTEGER, INTENT(IN), ASYNCHRONOUS :: sendcounts(*), sdispls(*),
48   recvcounts(*), rdispls(*)
49   TYPE(MPI_Datatype), INTENT(IN), ASYNCHRONOUS :: sendtypes(*),
50   recvtypes(*)
51   TYPE(MPI_Comm), INTENT(IN) :: comm
52   TYPE(MPI_Request), INTENT(OUT) :: request
53   INTEGER, OPTIONAL, INTENT(OUT) :: ierror
54
55 MPI_IALLTOALLW(SENDBUF, SENDCOUNTS, SDISPLS, SENDTYPES, RECVBUF,
56               RECVCOUNTS, RDISPLS, RECVTYPES, COMM, REQUEST, IERROR)

```

```

<type> SENDBUF(*), RECVBUF(*)
INTEGER SENDCOUNTS(*), SDISPLS(*), SENDTYPES(*), RECVCOUNTS(*),
RDISPLS(*), RECVTYPES(*), COMM, REQUEST, IERROR

```

This call starts a nonblocking variant of MPI_ALLTOALLW (see Section 5.8).

5.12.7 Nonblocking Reduce

```
MPI_IREDUCE(sendbuf, recvbuf, count, datatype, op, root, comm, request)
```

IN	sendbuf	address of send buffer (choice)
OUT	recvbuf	address of receive buffer (choice, significant only at root)
IN	count	number of elements in send buffer (non-negative integer)
IN	datatype	data type of elements of send buffer (handle)
IN	op	reduce operation (handle)
IN	root	rank of root process (integer)
IN	comm	communicator (handle)
OUT	request	communication request (handle)

```

int MPI_Ireduce(const void* sendbuf, void* recvbuf, int count,
                MPI_Datatype datatype, MPI_Op op, int root, MPI_Comm comm,
                MPI_Request *request)

```

```

MPI_Ireduce(sendbuf, recvbuf, count, datatype, op, root, comm, request,
            ierror) BIND(C)
    TYPE(*), DIMENSION(..), INTENT(IN), ASYNCHRONOUS :: sendbuf
    TYPE(*), DIMENSION(..), ASYNCHRONOUS :: recvbuf
    INTEGER, INTENT(IN) :: count, root
    TYPE(MPI_Datatype), INTENT(IN) :: datatype
    TYPE(MPI_Op), INTENT(IN) :: op
    TYPE(MPI_Comm), INTENT(IN) :: comm
    TYPE(MPI_Request), INTENT(OUT) :: request
    INTEGER, OPTIONAL, INTENT(OUT) :: ierror

```

```

MPI_IREDUCE(SENDBUF, RECVBUF, COUNT, DATATYPE, OP, ROOT, COMM, REQUEST,
            IERROR)

```

```

<type> SENDBUF(*), RECVBUF(*)
INTEGER COUNT, DATATYPE, OP, ROOT, COMM, REQUEST, IERROR

```

This call starts a nonblocking variant of MPI_REDUCE (see Section 5.9.1).

Advice to implementors. The implementation is explicitly allowed to use different algorithms for blocking and nonblocking reduction operations that might change the order of evaluation of the operations. However, as for MPI_REDUCE, it is strongly recommended that MPI_IREDUCE be implemented so that the same result be obtained

1 whenever the function is applied on the same arguments, appearing in the same order.
 2 Note that this may prevent optimizations that take advantage of the physical location
 3 of processes. (*End of advice to implementors.*)
 4

5 *Advice to users.* For operations which are not truly associative, the result delivered
 6 upon completion of the nonblocking reduction may not exactly equal the result deliv-
 7 ered by the blocking reduction, even when specifying the same arguments in the same
 8 order. (*End of advice to users.*)
 9

10 5.12.8 Nonblocking All-Reduce

11
 12
 13 MPI_IALLREDUCE(sendbuf, recvbuf, count, datatype, op, comm, request)

14	IN	sendbuf	starting address of send buffer (choice)
15			
16	OUT	recvbuf	starting address of receive buffer (choice)
17			
18	IN	count	number of elements in send buffer (non-negative inte- 19 ger)
20			
21	IN	datatype	data type of elements of send buffer (handle)
22			
23	IN	op	operation (handle)
24			
25	IN	comm	communicator (handle)
26			
27	OUT	request	communication request (handle)

28
 29
 30
 31
 32
 33
 34
 35
 36
 37
 38
 39
 40
 41
 42
 43
 44
 45
 46
 47
 48

```

int MPI_Iallreduce(const void* sendbuf, void* recvbuf, int count,
                  MPI_Datatype datatype, MPI_Op op, MPI_Comm comm,
                  MPI_Request *request)
  
```

```

MPI_Iallreduce(sendbuf, recvbuf, count, datatype, op, comm, request,
              ierror) BIND(C)
  
```

```

    TYPE(*), DIMENSION(..), INTENT(IN), ASYNCHRONOUS :: sendbuf
    TYPE(*), DIMENSION(..), ASYNCHRONOUS :: recvbuf
    INTEGER, INTENT(IN) :: count
    TYPE(MPI_Datatype), INTENT(IN) :: datatype
    TYPE(MPI_Op), INTENT(IN) :: op
    TYPE(MPI_Comm), INTENT(IN) :: comm
    TYPE(MPI_Request), INTENT(OUT) :: request
    INTEGER, OPTIONAL, INTENT(OUT) :: ierror
  
```

```

MPI_IALLREDUCE(SENDBUF, RECVBUF, COUNT, DATATYPE, OP, COMM, REQUEST,
              IERROR)
  
```

```

<type> SENDBUF(*), RECVBUF(*)
    INTEGER COUNT, DATATYPE, OP, COMM, REQUEST, IERROR
  
```

This call starts a nonblocking variant of MPI_ALLREDUCE (see Section 5.9.6).

5.12.9 Nonblocking Reduce-Scatter with Equal Blocks

`MPI_IREDUCE_SCATTER_BLOCK(sendbuf, recvbuf, recvcnt, datatype, op, comm, request)`

IN	<code>sendbuf</code>	starting address of send buffer (choice)
OUT	<code>recvbuf</code>	starting address of receive buffer (choice)
IN	<code>recvcnt</code>	element count per block (non-negative integer)
IN	<code>datatype</code>	data type of elements of send and receive buffers (handle)
IN	<code>op</code>	operation (handle)
IN	<code>comm</code>	communicator (handle)
OUT	<code>request</code>	communication request (handle)

```
int MPI_Ireduce_scatter_block(const void* sendbuf, void* recvbuf,
                             int recvcnt, MPI_Datatype datatype, MPI_Op op,
                             MPI_Comm comm, MPI_Request *request)
```

```
MPI_Ireduce_scatter_block(sendbuf, recvbuf, recvcnt, datatype, op, comm,
                           request, ierror) BIND(C)
  TYPE(*), DIMENSION(..), INTENT(IN), ASYNCHRONOUS :: sendbuf
  TYPE(*), DIMENSION(..), ASYNCHRONOUS :: recvbuf
  INTEGER, INTENT(IN) :: recvcnt
  TYPE(MPI_Datatype), INTENT(IN) :: datatype
  TYPE(MPI_Op), INTENT(IN) :: op
  TYPE(MPI_Comm), INTENT(IN) :: comm
  TYPE(MPI_Request), INTENT(OUT) :: request
  INTEGER, OPTIONAL, INTENT(OUT) :: ierror
```

```
MPI_IREDUCE_SCATTER_BLOCK(SENDBUF, RECVBUFF, RECVCOUNT, DATATYPE, OP, COMM,
                           REQUEST, IERROR)
  <type> SENDBUF(*), RECVBUFF(*)
  INTEGER RECVCOUNT, DATATYPE, OP, COMM, REQUEST, IERROR
```

This call starts a nonblocking variant of `MPI_REDUCE_SCATTER_BLOCK` (see Section 5.10.1).

5.12.10 Nonblocking Reduce-Scatter

4	MPI_IREDUCE_SCATTER(sendbuf, recvbuf, recvcnts, datatype, op, comm, request)		
5			
6	IN	sendbuf	starting address of send buffer (choice)
7	OUT	recvbuf	starting address of receive buffer (choice)
8	IN	recvcnts	non-negative integer array specifying the number of
9			elements in result distributed to each process. Array
10			must be identical on all calling processes.
11			
12	IN	datatype	data type of elements of input buffer (handle)
13	IN	op	operation (handle)
14	IN	comm	communicator (handle)
15			
16	OUT	request	communication request (handle)

```
17
18 int MPI_Ireduce_scatter(const void* sendbuf, void* recvbuf, const
19     int recvcnts[], MPI_Datatype datatype, MPI_Op op,
20     MPI_Comm comm, MPI_Request *request)
```

```
21 MPI_Ireduce_scatter(sendbuf, recvbuf, recvcnts, datatype, op, comm,
22     request, ierror) BIND(C)
23     TYPE(*), DIMENSION(..), INTENT(IN), ASYNCHRONOUS :: sendbuf
24     TYPE(*), DIMENSION(..), ASYNCHRONOUS :: recvbuf
25     INTEGER, INTENT(IN), ASYNCHRONOUS :: recvcnts(*)
26     TYPE(MPI_Datatype), INTENT(IN) :: datatype
27     TYPE(MPI_Op), INTENT(IN) :: op
28     TYPE(MPI_Comm), INTENT(IN) :: comm
29     TYPE(MPI_Request), INTENT(OUT) :: request
30     INTEGER, OPTIONAL, INTENT(OUT) :: ierror
```

```
31
32 MPI_IREDUCE_SCATTER(SENDBUF, RECVBUF, RECVCOUNTS, DATATYPE, OP, COMM,
33     REQUEST, IERROR)
34     <type> SENDBUF(*), RECVBUF(*)
35     INTEGER RECVCOUNTS(*), DATATYPE, OP, COMM, REQUEST, IERROR
```

36 This call starts a nonblocking variant of MPI_REDUCE_SCATTER (see Section [5.10.2](#)).

5.12.11 Nonblocking Inclusive Scan

MPI_ISCAN(sendbuf, recvbuf, count, datatype, op, comm, request)

IN	sendbuf	starting address of send buffer (choice)
OUT	recvbuf	starting address of receive buffer (choice)
IN	count	number of elements in input buffer (non-negative integer)
IN	datatype	data type of elements of input buffer (handle)
IN	op	operation (handle)
IN	comm	communicator (handle)
OUT	request	communication request (handle)

```
int MPI_Iscan(const void* sendbuf, void* recvbuf, int count,
             MPI_Datatype datatype, MPI_Op op, MPI_Comm comm,
             MPI_Request *request)
```

```
MPI_Iscan(sendbuf, recvbuf, count, datatype, op, comm, request, ierror)
```

```
    BIND(C)
    TYPE(*), DIMENSION(..), INTENT(IN), ASYNCHRONOUS :: sendbuf
    TYPE(*), DIMENSION(..), ASYNCHRONOUS :: recvbuf
    INTEGER, INTENT(IN) :: count
    TYPE(MPI_Datatype), INTENT(IN) :: datatype
    TYPE(MPI_Op), INTENT(IN) :: op
    TYPE(MPI_Comm), INTENT(IN) :: comm
    TYPE(MPI_Request), INTENT(OUT) :: request
    INTEGER, OPTIONAL, INTENT(OUT) :: ierror
```

```
MPI_ISCAN(SENDBUF, RECVBUF, COUNT, DATATYPE, OP, COMM, REQUEST, IERROR)
```

```
<type> SENDBUF(*), RECVBUF(*)
INTEGER COUNT, DATATYPE, OP, COMM, REQUEST, IERROR
```

This call starts a nonblocking variant of MPI_SCAN (see Section 5.11).

5.12.12 Nonblocking Exclusive Scan

MPI_IEXSCAN(sendbuf, recvbuf, count, datatype, op, comm, request)

IN	sendbuf	starting address of send buffer (choice)
OUT	recvbuf	starting address of receive buffer (choice)
IN	count	number of elements in input buffer (non-negative integer)
IN	datatype	data type of elements of input buffer (handle)
IN	op	operation (handle)
IN	comm	intracommunicator (handle)
OUT	request	communication request (handle)

```
int MPI_Iexscan(const void* sendbuf, void* recvbuf, int count,
               MPI_Datatype datatype, MPI_Op op, MPI_Comm comm,
               MPI_Request *request)
```

```
MPI_Iexscan(sendbuf, recvbuf, count, datatype, op, comm, request, ierror)
```

```
    BIND(C)
```

```
    TYPE(*), DIMENSION(..), INTENT(IN), ASYNCHRONOUS :: sendbuf
```

```
    TYPE(*), DIMENSION(..), ASYNCHRONOUS :: recvbuf
```

```
    INTEGER, INTENT(IN) :: count
```

```
    TYPE(MPI_Datatype), INTENT(IN) :: datatype
```

```
    TYPE(MPI_Op), INTENT(IN) :: op
```

```
    TYPE(MPI_Comm), INTENT(IN) :: comm
```

```
    TYPE(MPI_Request), INTENT(OUT) :: request
```

```
    INTEGER, OPTIONAL, INTENT(OUT) :: ierror
```

```
MPI_IEXSCAN(SENDBUF, RECVBUF, COUNT, DATATYPE, OP, COMM, REQUEST, IERROR)
```

```
    <type> SENDBUF(*), RECVBUF(*)
```

```
    INTEGER COUNT, DATATYPE, OP, COMM, REQUEST, IERROR
```

This call starts a nonblocking variant of MPI_EXSCAN (see Section 5.11.2).

5.13 Correctness

A correct, portable program must invoke collective communications so that deadlock will not occur, whether collective communications are synchronizing or not. The following examples illustrate dangerous use of collective routines on intracommunicators.

Example 5.25

The following is erroneous.

```

switch(rank) {
  case 0:
    MPI_Bcast(buf1, count, type, 0, comm);
    MPI_Bcast(buf2, count, type, 1, comm);
    break;
  case 1:
    MPI_Bcast(buf2, count, type, 1, comm);
    MPI_Bcast(buf1, count, type, 0, comm);
    break;
}

```

We assume that the group of `comm` is $\{0,1\}$. Two processes execute two broadcast operations in reverse order. If the operation is synchronizing then a deadlock will occur.

Collective operations must be executed in the same order at all members of the communication group.

Example 5.26

The following is erroneous.

```

switch(rank) {
  case 0:
    MPI_Bcast(buf1, count, type, 0, comm0);
    MPI_Bcast(buf2, count, type, 2, comm2);
    break;
  case 1:
    MPI_Bcast(buf1, count, type, 1, comm1);
    MPI_Bcast(buf2, count, type, 0, comm0);
    break;
  case 2:
    MPI_Bcast(buf1, count, type, 2, comm2);
    MPI_Bcast(buf2, count, type, 1, comm1);
    break;
}

```

Assume that the group of `comm0` is $\{0,1\}$, of `comm1` is $\{1, 2\}$ and of `comm2` is $\{2,0\}$. If the broadcast is a synchronizing operation, then there is a cyclic dependency: the broadcast in `comm2` completes only after the broadcast in `comm0`; the broadcast in `comm0` completes only after the broadcast in `comm1`; and the broadcast in `comm1` completes only after the broadcast in `comm2`. Thus, the code will deadlock.

Collective operations must be executed in an order so that no cyclic dependencies occur. Nonblocking collective operations can alleviate this issue.

Example 5.27

The following is erroneous.

```

1  switch(rank) {
2      case 0:
3          MPI_Bcast(buf1, count, type, 0, comm);
4          MPI_Send(buf2, count, type, 1, tag, comm);
5          break;
6      case 1:
7          MPI_Recv(buf2, count, type, 0, tag, comm, status);
8          MPI_Bcast(buf1, count, type, 0, comm);
9          break;
10 }

```

12 Process zero executes a broadcast, followed by a blocking send operation. Process one
13 first executes a blocking receive that matches the send, followed by broadcast call that
14 matches the broadcast of process zero. This program may deadlock. The broadcast call on
15 process zero *may* block until process one executes the matching broadcast call, so that the
16 send is not executed. Process one will definitely block on the receive and so, in this case,
17 never executes the broadcast.

18 The relative order of execution of collective operations and point-to-point operations
19 should be such, so that even if the collective operations and the point-to-point operations
20 are synchronizing, no deadlock will occur.

21 **Example 5.28**

22 An unsafe, non-deterministic program.

```

23
24 switch(rank) {
25     case 0:
26         MPI_Bcast(buf1, count, type, 0, comm);
27         MPI_Send(buf2, count, type, 1, tag, comm);
28         break;
29     case 1:
30         MPI_Recv(buf2, count, type, MPI_ANY_SOURCE, tag, comm, status);
31         MPI_Bcast(buf1, count, type, 0, comm);
32         MPI_Recv(buf2, count, type, MPI_ANY_SOURCE, tag, comm, status);
33         break;
34     case 2:
35         MPI_Send(buf2, count, type, 1, tag, comm);
36         MPI_Bcast(buf1, count, type, 0, comm);
37         break;
38 }
39

```

40 All three processes participate in a broadcast. Process 0 sends a message to process
41 1 after the broadcast, and process 2 sends a message to process 1 before the broadcast.
42 Process 1 receives before and after the broadcast, with a wildcard source argument.

43 Two possible executions of this program, with different matchings of sends and receives,
44 are illustrated in Figure 5.12. Note that the second execution has the peculiar effect that
45 a send executed after the broadcast is received at another node before the broadcast. This
46 example illustrates the fact that one should not rely on collective communication functions
47 to have particular synchronization effects. A program that works correctly only when the
48 first execution occurs (only when broadcast is synchronizing) is erroneous.

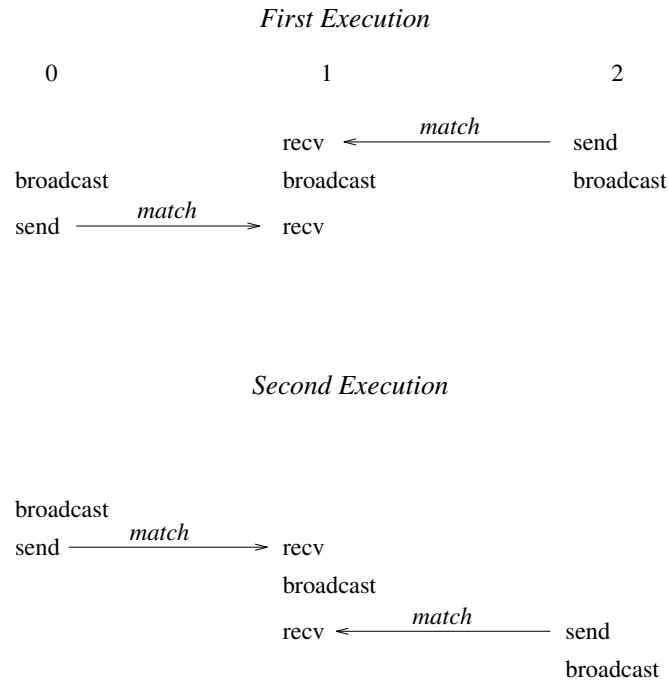


Figure 5.12: A race condition causes non-deterministic matching of sends and receives. One cannot rely on synchronization from a broadcast to make the program deterministic.

Finally, in multithreaded implementations, one can have more than one, concurrently executing, collective communication call at a process. In these situations, it is the user’s responsibility to ensure that the same communicator is not used concurrently by two different collective communication calls at the same process.

Advice to implementors. Assume that broadcast is implemented using point-to-point MPI communication. Suppose the following two rules are followed.

1. All receives specify their source explicitly (no wildcards).
2. Each process sends all messages that pertain to one collective call before sending any message that pertain to a subsequent collective call.

Then, messages belonging to successive broadcasts cannot be confused, as the order of point-to-point messages is preserved.

It is the implementor’s responsibility to ensure that point-to-point messages are not confused with collective messages. One way to accomplish this is, whenever a communicator is created, to also create a “hidden communicator” for collective communication. One could achieve a similar effect more cheaply, for example, by using a hidden tag or context bit to indicate whether the communicator is used for point-to-point or collective communication. (*End of advice to implementors.*)

Example 5.29

Blocking and nonblocking collective operations can be interleaved, i.e., a blocking collective operation can be posted even if there is a nonblocking collective operation outstanding.

```

1 MPI_Request req;
2
3 MPI_Ibarrier(comm, &req);
4 MPI_Bcast(buf1, count, type, 0, comm);
5 MPI_Wait(&req, MPI_STATUS_IGNORE);
6

```

Each process starts a nonblocking barrier operation, participates in a blocking broadcast and then waits until every other process started the barrier operation. This effectively turns the broadcast into a synchronizing broadcast with possible communication/communication overlap (MPI_Bcast is allowed, but not required to synchronize).

Example 5.30

The starting order of collective operations on a particular communicator defines their matching. The following example shows an erroneous matching of different collective operations on the same communicator.

```

16 MPI_Request req;
17 switch(rank) {
18     case 0:
19         /* erroneous matching */
20         MPI_Ibarrier(comm, &req);
21         MPI_Bcast(buf1, count, type, 0, comm);
22         MPI_Wait(&req, MPI_STATUS_IGNORE);
23         break;
24     case 1:
25         /* erroneous matching */
26         MPI_Bcast(buf1, count, type, 0, comm);
27         MPI_Ibarrier(comm, &req);
28         MPI_Wait(&req, MPI_STATUS_IGNORE);
29         break;
30 }
31

```

This ordering would match MPI_Ibarrier on rank 0 with MPI_Bcast on rank 1 which is erroneous and the program behavior is undefined. However, if such an order is required, the user must create different duplicate communicators and perform the operations on them. If started with two processes, the following program would be correct:

```

37 MPI_Request req;
38 MPI_Comm dupcomm;
39 MPI_Comm_dup(comm, &dupcomm);
40 switch(rank) {
41     case 0:
42         MPI_Ibarrier(comm, &req);
43         MPI_Bcast(buf1, count, type, 0, dupcomm);
44         MPI_Wait(&req, MPI_STATUS_IGNORE);
45         break;
46     case 1:
47         MPI_Bcast(buf1, count, type, 0, dupcomm);
48         MPI_Ibarrier(comm, &req);

```



```

    MPI_Wait(&req, MPI_STATUS_IGNORE);      1
    break;                                  2
}                                           3

```

Advice to users. The use of different communicators offers some flexibility regarding the matching of nonblocking collective operations. In this sense, communicators could be used as an equivalent to tags. However, communicator construction might induce overheads so that this should be used carefully. (*End of advice to users.*)

Example 5.31

Nonblocking collective operations can rely on the same progression rules as nonblocking point-to-point messages. Thus, if started with two processes, the following program is a valid MPI program and is guaranteed to terminate:

```

MPI_Request req;                            14
                                           15
switch(rank) {                              16
    case 0:                                  17
        MPI_Ibarrier(comm, &req);          18
        MPI_Wait(&req, MPI_STATUS_IGNORE);  19
        MPI_Send(buf, count, dtype, 1, tag, comm); 20
        break;                              21
    case 1:                                  22
        MPI_Ibarrier(comm, &req);          23
        MPI_Recv(buf, count, dtype, 0, tag, comm, MPI_STATUS_IGNORE); 24
        MPI_Wait(&req, MPI_STATUS_IGNORE);  25
        break;                              26
}                                           27

```

The MPI library must progress the barrier in the MPI_Recv call. Thus, the MPI_Wait call in rank 0 will eventually complete, which enables the matching MPI_Send so all calls eventually return.

Example 5.32

Blocking and nonblocking collective operations do not match. The following example is erroneous.

```

MPI_Request req;                            36
                                           37
switch(rank) {                              38
    case 0:                                  39
        /* erroneous false matching of Alltoall and Ialltoall */ 40
        MPI_Ialltoall(sbuf, scnt, stype, rbuf, rcnt, rtype, comm, &req); 41
        MPI_Wait(&req, MPI_STATUS_IGNORE);  42
        break;                              43
    case 1:                                  44
        /* erroneous false matching of Alltoall and Ialltoall */ 45
        MPI_Alltoall(sbuf, scnt, stype, rbuf, rcnt, rtype, comm); 46
        break;                              47
}                                           48

```

Example 5.33

Collective and point-to-point requests can be mixed in functions that enable multiple completions. If started with two processes, the following program is valid.

```

1 MPI_Request reqs[2];
2
3
4
5
6
7 switch(rank) {
8     case 0:
9         MPI_Ibarrier(comm, &reqs[0]);
10        MPI_Send(buf, count, dtype, 1, tag, comm);
11        MPI_Wait(&reqs[0], MPI_STATUS_IGNORE);
12        break;
13    case 1:
14        MPI_Irecv(buf, count, dtype, 0, tag, comm, &reqs[0]);
15        MPI_Ibarrier(comm, &reqs[1]);
16        MPI_Waitall(2, reqs, MPI_STATUSES_IGNORE);
17        break;
18 }

```

The MPI_Waitall call returns only after the barrier and the receive completed.

Example 5.34

Multiple nonblocking collective operations can be outstanding on a single communicator and match in order.

```

25 MPI_Request reqs[3];
26
27
28 compute(buf1);
29 MPI_Ibcast(buf1, count, type, 0, comm, &reqs[0]);
30 compute(buf2);
31 MPI_Ibcast(buf2, count, type, 0, comm, &reqs[1]);
32 compute(buf3);
33 MPI_Ibcast(buf3, count, type, 0, comm, &reqs[2]);
34 MPI_Waitall(3, reqs, MPI_STATUSES_IGNORE);

```

Advice to users. Pipelining and double-buffering techniques can efficiently be used to overlap computation and communication. However, having too many outstanding requests might have a negative impact on performance. (*End of advice to users.*)

Advice to implementors. The use of pipelining may generate many outstanding requests. A high-quality hardware-supported implementation with limited resources should be able to fall back to a software implementation if its resources are exhausted. In this way, the implementation could limit the number of outstanding requests only by the available memory. (*End of advice to implementors.*)

Example 5.35

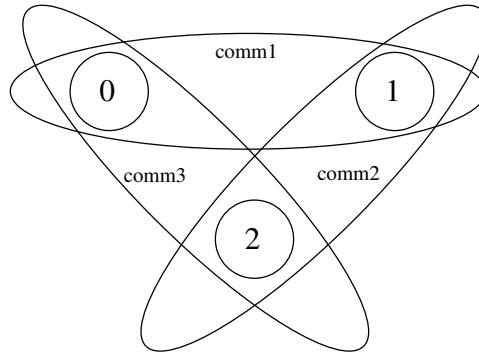


Figure 5.13: Example with overlapping communicators.

Nonblocking collective operations can also be used to enable simultaneous collective operations on multiple overlapping communicators (see Figure 5.13). The following example is started with three processes and three communicators. The first communicator `comm1` includes ranks 0 and 1, `comm2` includes ranks 1 and 2, and `comm3` spans ranks 0 and 2. It is not possible to perform a blocking collective operation on all communicators because there exists no deadlock-free order to invoke them. However, nonblocking collective operations can easily be used to achieve this task.

```

MPI_Request reqs[2];

switch(rank) {
  case 0:
    MPI_Iallreduce(sbuf1, rbuf1, count, dtype, MPI_SUM, comm1, &reqs[0]);
    MPI_Iallreduce(sbuf3, rbuf3, count, dtype, MPI_SUM, comm3, &reqs[1]);
    break;
  case 1:
    MPI_Iallreduce(sbuf1, rbuf1, count, dtype, MPI_SUM, comm1, &reqs[0]);
    MPI_Iallreduce(sbuf2, rbuf2, count, dtype, MPI_SUM, comm2, &reqs[1]);
    break;
  case 2:
    MPI_Iallreduce(sbuf2, rbuf2, count, dtype, MPI_SUM, comm2, &reqs[0]);
    MPI_Iallreduce(sbuf3, rbuf3, count, dtype, MPI_SUM, comm3, &reqs[1]);
    break;
}
MPI_Waitall(2, reqs, MPI_STATUSES_IGNORE);

```

Advice to users. This method can be useful if overlapping neighboring regions (halo or ghost zones) are used in collective operations. The sequence of the two calls in each process is irrelevant because the two nonblocking operations are performed on different communicators. (*End of advice to users.*)

Example 5.36

The progress of multiple outstanding nonblocking collective operations is completely independent.

```
1 MPI_Request reqs[2];
2
3 compute(buf1);
4 MPI_Ibcast(buf1, count, type, 0, comm, &reqs[0]);
5 compute(buf2);
6 MPI_Ibcast(buf2, count, type, 0, comm, &reqs[1]);
7 MPI_Wait(&reqs[1], MPI_STATUS_IGNORE);
8 /* nothing is known about the status of the first bcast here */
9 MPI_Wait(&reqs[0], MPI_STATUS_IGNORE);
10
```

11 Finishing the second MPI_IBCAST is completely independent of the first one. This
12 means that it is not guaranteed that the first broadcast operation is finished or even started
13 after the second one is completed via reqs[1].

14

15

16

17

18

19

20

21

22

23

24

25

26

27

28

29

30

31

32

33

34

35

36

37

38

39

40

41

42

43

44

45

46

47

48

1
2
3
4
5
6
7
8
9
10
11
12
13
14
15
16
17
18
19
20
21
22
23
24
25
26
27
28
29
30
31
32
33
34
35
36
37
38
39
40
41
42
43
44
45
46
47
48

Chapter 6

Groups, Contexts, Communicators, and Caching

6.1 Introduction

This chapter introduces MPI features that support the development of parallel libraries. Parallel libraries are needed to encapsulate the distracting complications inherent in parallel implementations of key algorithms. They help to ensure consistent correctness of such procedures, and provide a “higher level” of portability than MPI itself can provide. As such, libraries prevent each programmer from repeating the work of defining consistent data structures, data layouts, and methods that implement key algorithms (such as matrix operations). Since the best libraries come with several variations on parallel systems (different data layouts, different strategies depending on the size of the system or problem, or type of floating point), this too needs to be hidden from the user.

We refer the reader to [55] and [3] for further information on writing libraries in MPI, using the features described in this chapter.

6.1.1 Features Needed to Support Libraries

The key features needed to support the creation of robust parallel libraries are as follows:

- Safe communication space, that guarantees that libraries can communicate as they need to, without conflicting with communication extraneous to the library,
- Group scope for collective operations, that allow libraries to avoid unnecessarily synchronizing uninvolved processes (potentially running unrelated code),
- Abstract process naming to allow libraries to describe their communication in terms suitable to their own data structures and algorithms,
- The ability to “adorn” a set of communicating processes with additional user-defined attributes, such as extra collective operations. This mechanism should provide a means for the user or library writer effectively to extend a message-passing notation.

In addition, a unified mechanism or object is needed for conveniently denoting communication context, the group of communicating processes, to house abstract process naming, and to store adornments.

6.1.2 MPI's Support for Libraries

The corresponding concepts that MPI provides, specifically to support robust libraries, are as follows:

- *Contexts* of communication,
- *Groups* of processes,
- *Virtual topologies*,
- *Attribute caching*,
- *Communicators*.

Communicators (see [21, 53, 57]) encapsulate all of these ideas in order to provide the appropriate scope for all communication operations in MPI. Communicators are divided into two kinds: intra-communicators for operations within a single group of processes and inter-communicators for operations between two groups of processes.

Caching. Communicators (see below) provide a “caching” mechanism that allows one to associate new attributes with communicators, on par with MPI built-in features. This can be used by advanced users to adorn communicators further, and by MPI to implement some communicator functions. For example, the virtual-topology functions described in Chapter 7 are likely to be supported this way.

Groups. Groups define an ordered collection of processes, each with a rank, and it is this group that defines the low-level names for inter-process communication (ranks are used for sending and receiving). Thus, groups define a scope for process names in point-to-point communication. In addition, groups define the scope of collective operations. Groups may be manipulated separately from communicators in MPI, but only communicators can be used in communication operations.

Intra-communicators. The most commonly used means for message passing in MPI is via intra-communicators. Intra-communicators contain an instance of a group, contexts of communication for both point-to-point and collective communication, and the ability to include virtual topology and other attributes. These features work as follows:

- *Contexts* provide the ability to have separate safe “universes” of message-passing in MPI. A context is akin to an additional tag that differentiates messages. The system manages this differentiation process. The use of separate communication contexts by distinct libraries (or distinct library invocations) insulates communication internal to the library execution from external communication. This allows the invocation of the library even if there are pending communications on “other” communicators, and avoids the need to synchronize entry or exit into library code. Pending point-to-point communications are also guaranteed not to interfere with collective communications within a single communicator.
- *Groups* define the participants in the communication (see above) of a communicator.

- A *virtual topology* defines a special mapping of the ranks in a group to and from a topology. Special constructors for communicators are defined in Chapter 7 to provide this feature. Intra-communicators as described in this chapter do not have topologies.
- *Attributes* define the local information that the user or library has added to a communicator for later reference.

Advice to users. The practice in many communication libraries is that there is a unique, predefined communication universe that includes all processes available when the parallel program is initiated; the processes are assigned consecutive ranks. Participants in a point-to-point communication are identified by their rank; a collective communication (such as broadcast) always involves all processes. This practice can be followed in MPI by using the predefined communicator `MPI_COMM_WORLD`. *Users who are satisfied with this practice can plug in `MPI_COMM_WORLD` wherever a communicator argument is required, and can consequently disregard the rest of this chapter. (End of advice to users.)*

Inter-communicators. The discussion has dealt so far with *intra-communication*: communication within a group. MPI also supports *inter-communication*: communication between two non-overlapping groups. When an application is built by composing several parallel modules, it is convenient to allow one module to communicate with another using local ranks for addressing within the second module. This is especially convenient in a client-server computing paradigm, where either client or server are parallel. The support of inter-communication also provides a mechanism for the extension of MPI to a dynamic model where not all processes are preallocated at initialization time. In such a situation, it becomes necessary to support communication across “universes.” Inter-communication is supported by objects called *inter-communicators*. These objects bind two groups together with communication contexts shared by both groups. For inter-communicators, these features work as follows:

- Contexts provide the ability to have a separate safe “universe” of message-passing between the two groups. A send in the local group is always a receive in the remote group, and vice versa. The system manages this differentiation process. The use of separate communication contexts by distinct libraries (or distinct library invocations) insulates communication internal to the library execution from external communication. This allows the invocation of the library even if there are pending communications on “other” communicators, and avoids the need to synchronize entry or exit into library code.
- A local and remote group specify the recipients and destinations for an inter-communicator.
- Virtual topology is undefined for an inter-communicator.
- As before, attributes cache defines the local information that the user or library has added to a communicator for later reference.

MPI provides mechanisms for creating and manipulating inter-communicators. They are used for point-to-point and collective communication in an related manner to intra-communicators. Users who do not need inter-communication in their applications can safely

1 ignore this extension. Users who require inter-communication between overlapping groups
 2 must layer this capability on top of MPI.
 3

4 6.2 Basic Concepts 5

6 In this section, we turn to a more formal definition of the concepts introduced above.
 7

8 6.2.1 Groups 9

10 A *group* is an ordered set of process identifiers (henceforth processes); processes are implementation-
 11 dependent objects. Each process in a group is associated with an integer *rank*. Ranks are
 12 contiguous and start from zero. Groups are represented by opaque *group objects*, and hence
 13 cannot be directly transferred from one process to another. A group is used within a com-
 14 municator to describe the participants in a communication “universe” and to rank such
 15 participants (thus giving them unique names within that “universe” of communication).
 16

17 There is a special pre-defined group: `MPI_GROUP_EMPTY`, which is a group with no
 18 members. The predefined constant `MPI_GROUP_NULL` is the value used for invalid group
 19 handles.

20 *Advice to users.* `MPI_GROUP_EMPTY`, which is a valid handle to an empty group,
 21 should not be confused with `MPI_GROUP_NULL`, which in turn is an invalid handle.
 22 The former may be used as an argument to group operations; the latter, which is
 23 returned when a group is freed, is not a valid argument. (*End of advice to users.*)
 24

25 *Advice to implementors.* A group may be represented by a virtual-to-real process-
 26 address-translation table. Each communicator object (see below) would have a pointer
 27 to such a table.

28 Simple implementations of MPI will enumerate groups, such as in a table. However,
 29 more advanced data structures make sense in order to improve scalability and memory
 30 usage with large numbers of processes. Such implementations are possible with MPI.
 31 (*End of advice to implementors.*)
 32

33 6.2.2 Contexts 34

35 A *context* is a property of communicators (defined next) that allows partitioning of the
 36 communication space. A message sent in one context cannot be received in another context.
 37 Furthermore, where permitted, collective operations are independent of pending point-to-
 38 point operations. Contexts are not explicit MPI objects; they appear only as part of the
 39 realization of communicators (below).
 40

41 *Advice to implementors.* Distinct communicators in the same process have distinct
 42 contexts. A context is essentially a system-managed tag (or tags) needed to make
 43 a communicator safe for point-to-point and MPI-defined collective communication.
 44 Safety means that collective and point-to-point communication within one commu-
 45 nicator do not interfere, and that communication over distinct communicators don't
 46 interfere.

47 A possible implementation for a context is as a supplemental tag attached to messages
 48 on send and matched on receive. Each intra-communicator stores the value of its two

tags (one for point-to-point and one for collective communication). Communicator-generating functions use a collective communication to agree on a new group-wide unique context.

Analogously, in inter-communication, two context tags are stored per communicator, one used by group A to send and group B to receive, and a second used by group B to send and for group A to receive.

Since contexts are not explicit objects, other implementations are also possible. (*End of advice to implementors.*)

6.2.3 Intra-Communicators

Intra-communicators bring together the concepts of group and context. To support implementation-specific optimizations, and application topologies (defined in the next chapter, Chapter 7), communicators may also “cache” additional information (see Section 6.7). MPI communication operations reference communicators to determine the scope and the “communication universe” in which a point-to-point or collective operation is to operate.

Each communicator contains a group of valid participants; this group always includes the local process. The source and destination of a message is identified by process rank within that group.

For collective communication, the intra-communicator specifies the set of processes that participate in the collective operation (and their order, when significant). Thus, the communicator restricts the “spatial” scope of communication, and provides machine-independent process addressing through ranks.

Intra-communicators are represented by opaque *intra-communicator objects*, and hence cannot be directly transferred from one process to another.

6.2.4 Predefined Intra-Communicators

An initial intra-communicator `MPI_COMM_WORLD` of all processes the local process can communicate with after initialization (itself included) is defined once `MPI_INIT` or `MPI_INIT_THREAD` has been called. In addition, the communicator `MPI_COMM_SELF` is provided, which includes only the process itself.

The predefined constant `MPI_COMM_NULL` is the value used for invalid communicator handles.

In a static-process-model implementation of MPI, all processes that participate in the computation are available after MPI is initialized. For this case, `MPI_COMM_WORLD` is a communicator of all processes available for the computation; this communicator has the same value in all processes. In an implementation of MPI where processes can dynamically join an MPI execution, it may be the case that a process starts an MPI computation without having access to all other processes. In such situations, `MPI_COMM_WORLD` is a communicator incorporating all processes with which the joining process can immediately communicate. Therefore, `MPI_COMM_WORLD` may simultaneously represent disjoint groups in different processes.

All MPI implementations are required to provide the `MPI_COMM_WORLD` communicator. It cannot be deallocated during the life of a process. The group corresponding to this communicator does not appear as a pre-defined constant, but it may be accessed using `MPI_COMM_GROUP` (see below). MPI does not specify the correspondence between the process rank in `MPI_COMM_WORLD` and its (machine-dependent) absolute address. Neither

1 does MPI specify the function of the host process, if any. Other implementation-dependent,
 2 predefined communicators may also be provided.

3 4 6.3 Group Management

6 This section describes the manipulation of process groups in MPI. These operations are
 7 local and their execution does not require interprocess communication.

9 6.3.1 Group Accessors

12 MPI_GROUP_SIZE(group, size)

14 IN group group (handle)
 15 OUT size number of processes in the group (integer)

17 int MPI_Group_size(MPI_Group group, int *size)

19 MPI_Group_size(group, size, ierror) BIND(C)
 20 TYPE(MPI_Group), INTENT(IN) :: group
 21 INTEGER, INTENT(OUT) :: size
 22 INTEGER, OPTIONAL, INTENT(OUT) :: ierror

23 MPI_GROUP_SIZE(GROUP, SIZE, IERROR)
 24 INTEGER GROUP, SIZE, IERROR

26
27
28 MPI_GROUP_RANK(group, rank)

29 IN group group (handle)
 30 OUT rank rank of the calling process in group, or
 31 MPI_UNDEFINED if the process is not a member (in-
 32 teger)

33
34
35 int MPI_Group_rank(MPI_Group group, int *rank)

36 MPI_Group_rank(group, rank, ierror) BIND(C)
 37 TYPE(MPI_Group), INTENT(IN) :: group
 38 INTEGER, INTENT(OUT) :: rank
 39 INTEGER, OPTIONAL, INTENT(OUT) :: ierror

40 MPI_GROUP_RANK(GROUP, RANK, IERROR)
 41 INTEGER GROUP, RANK, IERROR

```

MPI_GROUP_TRANSLATE_RANKS(group1, n, ranks1, group2, ranks2)
IN      group1          group1 (handle)
IN      n               number of ranks in ranks1 and ranks2 arrays (integer)
IN      ranks1          array of zero or more valid ranks in group1
IN      group2          group2 (handle)
OUT     ranks2          array of corresponding ranks in group2,
                        MPI_UNDEFINED when no correspondence exists.

```

```

int MPI_Group_translate_ranks(MPI_Group group1, int n, const int ranks1[],
                             MPI_Group group2, int ranks2[])

```

```

MPI_Group_translate_ranks(group1, n, ranks1, group2, ranks2, ierror)
    BIND(C)
    TYPE(MPI_Group), INTENT(IN) :: group1, group2
    INTEGER, INTENT(IN) :: n, ranks1(n)
    INTEGER, INTENT(OUT) :: ranks2(n)
    INTEGER, OPTIONAL, INTENT(OUT) :: ierror

```

```

MPI_GROUP_TRANSLATE_RANKS(GROUP1, N, RANKS1, GROUP2, RANKS2, IERROR)
    INTEGER GROUP1, N, RANKS1(*), GROUP2, RANKS2(*), IERROR

```

This function is important for determining the relative numbering of the same processes in two different groups. For instance, if one knows the ranks of certain processes in the group of `MPI_COMM_WORLD`, one might want to know their ranks in a subset of that group.

`MPI_PROC_NULL` is a valid rank for input to `MPI_GROUP_TRANSLATE_RANKS`, which returns `MPI_PROC_NULL` as the translated rank.

```

MPI_GROUP_COMPARE(group1, group2, result)

```

```

IN      group1          first group (handle)
IN      group2          second group (handle)
OUT     result          result (integer)

```

```

int MPI_Group_compare(MPI_Group group1, MPI_Group group2, int *result)

```

```

MPI_Group_compare(group1, group2, result, ierror) BIND(C)
    TYPE(MPI_Group), INTENT(IN) :: group1, group2
    INTEGER, INTENT(OUT) :: result
    INTEGER, OPTIONAL, INTENT(OUT) :: ierror

```

```

MPI_GROUP_COMPARE(GROUP1, GROUP2, RESULT, IERROR)
    INTEGER GROUP1, GROUP2, RESULT, IERROR

```



`MPI_IDENT` results if the group members and group order is exactly the same in both groups. This happens for instance if `group1` and `group2` are the same handle. `MPI_SIMILAR` results if the group members are the same but the order is different. `MPI_UNEQUAL` results otherwise.

6.3.2 Group Constructors

Group constructors are used to subset and superset existing groups. These constructors construct new groups from existing groups. These are local operations, and distinct groups may be defined on different processes; a process may also define a group that does not include itself. Consistent definitions are required when groups are used as arguments in communicator-building functions. MPI does not provide a mechanism to build a group from scratch, but only from other, previously defined groups. The base group, upon which all other groups are defined, is the group associated with the initial communicator `MPI_COMM_WORLD` (accessible through the function `MPI_COMM_GROUP`).

Rationale. In what follows, there is no group duplication function analogous to `MPI_COMM_DUP`, defined later in this chapter. There is no need for a group duplicator. A group, once created, can have several references to it by making copies of the handle. The following constructors address the need for subsets and supersets of existing groups. (*End of rationale.*)

Advice to implementors. Each group constructor behaves as if it returned a new group object. When this new group is a copy of an existing group, then one can avoid creating such new objects, using a reference-count mechanism. (*End of advice to implementors.*)

```
MPI_COMM_GROUP(comm, group)
```

IN	comm	communicator (handle)
OUT	group	group corresponding to comm (handle)

```
int MPI_Comm_group(MPI_Comm comm, MPI_Group *group)
```

```
MPI_Comm_group(comm, group, ierror) BIND(C)
  TYPE(MPI_Comm), INTENT(IN) :: comm
  TYPE(MPI_Group), INTENT(OUT) :: group
  INTEGER, OPTIONAL, INTENT(OUT) :: ierror
```

```
MPI_COMM_GROUP(COMM, GROUP, IERROR)
  INTEGER COMM, GROUP, IERROR
```

`MPI_COMM_GROUP` returns in `group` a handle to the group of `comm`.

```
MPI_GROUP_UNION(group1, group2, newgroup)
```

IN	group1	first group (handle)
IN	group2	second group (handle)
OUT	newgroup	union group (handle)

```
int MPI_Group_union(MPI_Group group1, MPI_Group group2,
  MPI_Group *newgroup)
```

```

MPI_Group_union(group1, group2, newgroup, ierror) BIND(C) 1
    TYPE(MPI_Group), INTENT(IN) :: group1, group2 2
    TYPE(MPI_Group), INTENT(OUT) :: newgroup 3
    INTEGER, OPTIONAL, INTENT(OUT) :: ierror 4
 5
MPI_GROUP_UNION(GROUP1, GROUP2, NEWGROUP, IERROR) 6
    INTEGER GROUP1, GROUP2, NEWGROUP, IERROR 7
 8
 9
MPI_GROUP_INTERSECTION(group1, group2, newgroup) 10
    IN      group1      first group (handle) 11
    IN      group2      second group (handle) 12
    OUT     newgroup    intersection group (handle) 13
 14
 15
int MPI_Group_intersection(MPI_Group group1, MPI_Group group2,
    MPI_Group *newgroup) 16
 17
MPI_Group_intersection(group1, group2, newgroup, ierror) BIND(C) 18
    TYPE(MPI_Group), INTENT(IN) :: group1, group2 19
    TYPE(MPI_Group), INTENT(OUT) :: newgroup 20
    INTEGER, OPTIONAL, INTENT(OUT) :: ierror 21
 22
MPI_GROUP_INTERSECTION(GROUP1, GROUP2, NEWGROUP, IERROR) 23
    INTEGER GROUP1, GROUP2, NEWGROUP, IERROR 24
 25
 26
MPI_GROUP_DIFFERENCE(group1, group2, newgroup) 27
    IN      group1      first group (handle) 28
    IN      group2      second group (handle) 29
    OUT     newgroup    difference group (handle) 30
 31
 32
int MPI_Group_difference(MPI_Group group1, MPI_Group group2,
    MPI_Group *newgroup) 33
 34
 35
MPI_Group_difference(group1, group2, newgroup, ierror) BIND(C) 36
    TYPE(MPI_Group), INTENT(IN) :: group1, group2 37
    TYPE(MPI_Group), INTENT(OUT) :: newgroup 38
    INTEGER, OPTIONAL, INTENT(OUT) :: ierror 39
 40
MPI_GROUP_DIFFERENCE(GROUP1, GROUP2, NEWGROUP, IERROR) 41
    INTEGER GROUP1, GROUP2, NEWGROUP, IERROR 42
 43
The set-like operations are defined as follows: 44
union All elements of the first group (group1), followed by all elements of second group 45
        (group2) not in the first group. 46
intersect all elements of the first group that are also in the second group, ordered as in 47
        the first group. 48

```

difference all elements of the first group that are not in the second group, ordered as in the first group.

Note that for these operations the order of processes in the output group is determined primarily by order in the first group (if possible) and then, if necessary, by order in the second group. Neither union nor intersection are commutative, but both are associative.

The new group can be empty, that is, equal to `MPI_GROUP_EMPTY`.

`MPI_GROUP_INCL(group, n, ranks, newgroup)`

IN	group	group (handle)
IN	n	number of elements in array ranks (and size of newgroup) (integer)
IN	ranks	ranks of processes in group to appear in newgroup (array of integers)
OUT	newgroup	new group derived from above, in the order defined by ranks (handle)

```
int MPI_Group_incl(MPI_Group group, int n, const int ranks[],
                  MPI_Group *newgroup)
```

```
MPI_Group_incl(group, n, ranks, newgroup, ierror) BIND(C)
```

```
TYPE(MPI_Group), INTENT(IN) :: group
INTEGER, INTENT(IN) :: n, ranks(n)
TYPE(MPI_Group), INTENT(OUT) :: newgroup
INTEGER, OPTIONAL, INTENT(OUT) :: ierror
```

```
MPI_GROUP_INCL(GROUP, N, RANKS, NEWGROUP, IERROR)
```

```
INTEGER GROUP, N, RANKS(*), NEWGROUP, IERROR
```

The function `MPI_GROUP_INCL` creates a group `newgroup` that consists of the `n` processes in `group` with ranks `ranks[0], . . . , ranks[n-1]`; the process with rank `i` in `newgroup` is the process with rank `ranks[i]` in `group`. Each of the `n` elements of `ranks` must be a valid rank in `group` and all elements must be distinct, or else the program is erroneous. If `n = 0`, then `newgroup` is `MPI_GROUP_EMPTY`. This function can, for instance, be used to reorder the elements of a group. See also `MPI_GROUP_COMPARE`.

`MPI_GROUP_EXCL(group, n, ranks, newgroup)`

IN	group	group (handle)
IN	n	number of elements in array ranks (integer)
IN	ranks	array of integer ranks in group not to appear in newgroup
OUT	newgroup	new group derived from above, preserving the order defined by group (handle)

```

int MPI_Group_excl(MPI_Group group, int n, const int ranks[],
                  MPI_Group *newgroup)
MPI_Group_excl(group, n, ranks, newgroup, ierror) BIND(C)
  TYPE(MPI_Group), INTENT(IN) :: group
  INTEGER, INTENT(IN) :: n, ranks(n)
  TYPE(MPI_Group), INTENT(OUT) :: newgroup
  INTEGER, OPTIONAL, INTENT(OUT) :: ierror
MPI_GROUP_EXCL(GROUP, N, RANKS, NEWGROUP, IERROR)
  INTEGER GROUP, N, RANKS(*), NEWGROUP, IERROR

```

The function `MPI_GROUP_EXCL` creates a group of processes `newgroup` that is obtained by deleting from `group` those processes with ranks `ranks[0]` ,... `ranks[n-1]`. The ordering of processes in `newgroup` is identical to the ordering in `group`. Each of the `n` elements of `ranks` must be a valid rank in `group` and all elements must be distinct; otherwise, the program is erroneous. If `n = 0`, then `newgroup` is identical to `group`.

```

MPI_GROUP_RANGE_INCL(group, n, ranges, newgroup)
  IN      group          group (handle)
  IN      n              number of triplets in array ranges (integer)
  IN      ranges         a one-dimensional array of integer triplets, of the form
                        (first rank, last rank, stride) indicating ranks in group
                        of processes to be included in newgroup
  OUT     newgroup      new group derived from above, in the order defined by
                        ranges (handle)

```

```

int MPI_Group_range_incl(MPI_Group group, int n, int ranges[][3],
                        MPI_Group *newgroup)
MPI_Group_range_incl(group, n, ranges, newgroup, ierror) BIND(C)
  TYPE(MPI_Group), INTENT(IN) :: group
  INTEGER, INTENT(IN) :: n, ranges(3,n)
  TYPE(MPI_Group), INTENT(OUT) :: newgroup
  INTEGER, OPTIONAL, INTENT(OUT) :: ierror
MPI_GROUP_RANGE_INCL(GROUP, N, RANGES, NEWGROUP, IERROR)
  INTEGER GROUP, N, RANGES(3,*), NEWGROUP, IERROR

```

If `ranges` consists of the triplets

$$(first_1, last_1, stride_1), \dots, (first_n, last_n, stride_n)$$

then `newgroup` consists of the sequence of processes in `group` with ranks

$$first_1, first_1 + stride_1, \dots, first_1 + \left\lfloor \frac{last_1 - first_1}{stride_1} \right\rfloor stride_1, \dots,$$

$$first_n, first_n + stride_n, \dots, first_n + \left\lfloor \frac{last_n - first_n}{stride_n} \right\rfloor stride_n.$$

Each computed rank must be a valid rank in `group` and all computed ranks must be distinct, or else the program is erroneous. Note that we may have $first_i > last_i$, and $stride_i$ may be negative, but cannot be zero.

The functionality of this routine is specified to be equivalent to expanding the array of ranges to an array of the included ranks and passing the resulting array of ranks and other arguments to `MPI_GROUP_INCL`. A call to `MPI_GROUP_INCL` is equivalent to a call to `MPI_GROUP_RANGE_INCL` with each rank `i` in `ranks` replaced by the triplet `(i,i,1)` in the argument `ranges`.

```
MPI_GROUP_RANGE_EXCL(group, n, ranges, newgroup)
```

IN	group	group (handle)
IN	n	number of elements in array ranges (integer)
IN	ranges	a one-dimensional array of integer triplets of the form (first rank, last rank, stride), indicating the ranks in group of processes to be excluded from the output group newgroup.
OUT	newgroup	new group derived from above, preserving the order in group (handle)

```
int MPI_Group_range_excl(MPI_Group group, int n, int ranges[][3],
                        MPI_Group *newgroup)
```

```
MPI_Group_range_excl(group, n, ranges, newgroup, ierror) BIND(C)
    TYPE(MPI_Group), INTENT(IN) :: group
    INTEGER, INTENT(IN) :: n, ranges(3,n)
    TYPE(MPI_Group), INTENT(OUT) :: newgroup
    INTEGER, OPTIONAL, INTENT(OUT) :: ierror
```

```
MPI_GROUP_RANGE_EXCL(GROUP, N, RANGES, NEWGROUP, IERROR)
    INTEGER GROUP, N, RANGES(3,*), NEWGROUP, IERROR
```

Each computed rank must be a valid rank in `group` and all computed ranks must be distinct, or else the program is erroneous.

The functionality of this routine is specified to be equivalent to expanding the array of ranges to an array of the excluded ranks and passing the resulting array of ranks and other arguments to `MPI_GROUP_EXCL`. A call to `MPI_GROUP_EXCL` is equivalent to a call to `MPI_GROUP_RANGE_EXCL` with each rank `i` in `ranks` replaced by the triplet `(i,i,1)` in the argument `ranges`.

Advice to users. The range operations do not explicitly enumerate ranks, and therefore are more scalable if implemented efficiently. Hence, we recommend MPI programmers to use them whenever possible, as high-quality implementations will take advantage of this fact. (*End of advice to users.*)

Advice to implementors. The range operations should be implemented, if possible, without enumerating the group members, in order to obtain better scalability (time and space). (*End of advice to implementors.*)

6.3.3 Group Destructors

MPI_GROUP_FREE(group)

INOUT	group	group (handle)
-------	-------	----------------

int MPI_Group_free(MPI_Group *group)

MPI_Group_free(group, ierror) BIND(C)

TYPE(MPI_Group),	INTENT(INOUT) ::	group
------------------	------------------	-------

INTEGER, OPTIONAL,	INTENT(OUT) ::	ierror
--------------------	----------------	--------

MPI_GROUP_FREE(GROUP, IERROR)

INTEGER	GROUP, IERROR
---------	---------------

This operation marks a group object for deallocation. The handle `group` is set to `MPI_GROUP_NULL` by the call. Any on-going operation using this group will complete normally.

Advice to implementors. One can keep a reference count that is incremented for each call to `MPI_COMM_GROUP`, `MPI_COMM_CREATE`, `MPI_COMM_DUP`, and `MPI_COMM_IDUP`, and decremented for each call to `MPI_GROUP_FREE` or `MPI_COMM_FREE`; the group object is ultimately deallocated when the reference count drops to zero. (*End of advice to implementors.*)

6.4 Communicator Management

This section describes the manipulation of communicators in MPI. Operations that access communicators are local and their execution does not require interprocess communication. Operations that create communicators are collective and may require interprocess communication.

Advice to implementors. High-quality implementations should amortize the overheads associated with the creation of communicators (for the same group, or subsets thereof) over several calls, by allocating multiple contexts with one collective communication. (*End of advice to implementors.*)

6.4.1 Communicator Accessors

The following are all local operations.

MPI_COMM_SIZE(comm, size)

IN	comm	communicator (handle)
----	------	-----------------------

OUT	size	number of processes in the group of <code>comm</code> (integer)
-----	------	---

int MPI_Comm_size(MPI_Comm comm, int *size)

MPI_Comm_size(comm, size, ierror) BIND(C)

```

1     TYPE(MPI_Comm), INTENT(IN) :: comm
2     INTEGER, INTENT(OUT) :: size
3     INTEGER, OPTIONAL, INTENT(OUT) :: ierror
4
5 MPI_COMM_SIZE(COMM, SIZE, IERROR)
6     INTEGER COMM, SIZE, IERROR

```

Rationale. This function is equivalent to accessing the communicator's group with `MPI_COMM_GROUP` (see above), computing the size using `MPI_GROUP_SIZE`, and then freeing the temporary group via `MPI_GROUP_FREE`. However, this function is so commonly used that this shortcut was introduced. (*End of rationale.*)

Advice to users. This function indicates the number of processes involved in a communicator. For `MPI_COMM_WORLD`, it indicates the total number of processes available unless the number of processes has been changed by using the functions described in Chapter 10; note that the number of processes in `MPI_COMM_WORLD` does not change during the life of an MPI program.

This call is often used with the next call to determine the amount of concurrency available for a specific library or program. The following call, `MPI_COMM_RANK` indicates the rank of the process that calls it in the range from $0 \dots \text{size}-1$, where `size` is the return value of `MPI_COMM_SIZE`. (*End of advice to users.*)

```

23
24 MPI_COMM_RANK(comm, rank)
25
26     IN         comm          communicator (handle)
27     OUT        rank          rank of the calling process in group of comm (integer)
28
29
30 int MPI_Comm_rank(MPI_Comm comm, int *rank)
31
32 MPI_Comm_rank(comm, rank, ierror) BIND(C)
33     TYPE(MPI_Comm), INTENT(IN) :: comm
34     INTEGER, INTENT(OUT) :: rank
35     INTEGER, OPTIONAL, INTENT(OUT) :: ierror
36
37 MPI_COMM_RANK(COMM, RANK, IERROR)
38     INTEGER COMM, RANK, IERROR

```

Rationale. This function is equivalent to accessing the communicator's group with `MPI_COMM_GROUP` (see above), computing the rank using `MPI_GROUP_RANK`, and then freeing the temporary group via `MPI_GROUP_FREE`. However, this function is so commonly used that this shortcut was introduced. (*End of rationale.*)

Advice to users. This function gives the rank of the process in the particular communicator's group. It is useful, as noted above, in conjunction with `MPI_COMM_SIZE`.

Many programs will be written with the master-slave model, where one process (such as the rank-zero process) will play a supervisory role, and the other processes will serve as compute nodes. In this framework, the two preceding calls are useful for

determining the roles of the various processes of a communicator. (*End of advice to users.*)

MPI_COMM_COMPARE(comm1, comm2, result)

IN	comm1	first communicator (handle)
IN	comm2	second communicator (handle)
OUT	result	result (integer)

```
int MPI_Comm_compare(MPI_Comm comm1, MPI_Comm comm2, int *result)
```

```
MPI_Comm_compare(comm1, comm2, result, ierror) BIND(C)
```

```
  TYPE(MPI_Comm), INTENT(IN) :: comm1, comm2
  INTEGER, INTENT(OUT) :: result
  INTEGER, OPTIONAL, INTENT(OUT) :: ierror
```

```
MPI_COMM_COMPARE(COMM1, COMM2, RESULT, IERROR)
```

```
  INTEGER COMM1, COMM2, RESULT, IERROR
```

MPI_IDENT results if and only if comm1 and comm2 are handles for [the same object]the same rank in the same communicator (same rank, identical groups, and same contexts). MPI_ALIASED results if comm1 and comm2 are handles for different ranks in the same communicator (different ranks, identical groups, and same contexts). MPI_CONGRUENT results if the underlying groups are identical in constituents and rank order; these communicators differ [only] by context. MPI_SIMILAR results if the group members of both communicators are the same but the rank order differs. MPI_UNEQUAL results otherwise.

6.4.2 Communicator Constructors

The following are collective functions that are invoked by all processes in the group or groups associated with comm, with the exception of MPI_COMM_CREATE_GROUP, which is invoked only by the processes in the group of the new communicator being constructed.

Rationale. Note that there is a chicken-and-egg aspect to MPI in that a communicator is needed to create a new communicator. The base communicator for all MPI communicators is predefined outside of MPI, and is MPI_COMM_WORLD. This model was arrived at after considerable debate, and was chosen to increase “safety” of programs written in MPI. (*End of rationale.*)

This chapter presents the following communicator construction routines:

MPI_COMM_CREATE, MPI_COMM_DUP, MPI_COMM_IDUP, MPI_COMM_DUP_WITH_INFO, and MPI_COMM_SPLIT can be used to create both intracommunicators and intercommunicators; MPI_COMM_CREATE_GROUP and MPI_INTERCOMM_MERGE (see Section 6.6.2) can be used to create intracommunicators; and MPI_INTERCOMM_CREATE (see Section 6.6.2) can be used to create intercommunicators.

An intracommunicator involves a single group while an intercommunicator involves two groups. Where the following discussions address intercommunicator semantics, the

two groups in an intercommunicator are called the *left* and *right* groups. A process in an intercommunicator is a member of either the left or the right group. From the point of view of that process, the group that the process is a member of is called the *local* group; the other group (relative to that process) is the *remote* group. The left and right group labels give us a way to describe the two groups in an intercommunicator that is not relative to any particular process (as the local and remote groups are).

```
MPI_COMM_DUP(comm, newcomm)
```

```
IN      comm      communicator (handle)
OUT     newcomm   copy of comm (handle)
```

```
int MPI_Comm_dup(MPI_Comm comm, MPI_Comm *newcomm)
```

```
MPI_Comm_dup(comm, newcomm, ierror) BIND(C)
  TYPE(MPI_Comm), INTENT(IN) :: comm
  TYPE(MPI_Comm), INTENT(OUT) :: newcomm
  INTEGER, OPTIONAL, INTENT(OUT) :: ierror
```

```
MPI_COMM_DUP(COMM, NEWCOMM, IERROR)
  INTEGER COMM, NEWCOMM, IERROR
```

`MPI_COMM_DUP` duplicates the existing communicator `comm` with associated key values, topology information, and info hints. For each key value, the respective copy callback function determines the attribute value associated with this key in the new communicator; one particular action that a copy callback may take is to delete the attribute from the new communicator. Returns in `newcomm` a new communicator with the same group or groups, same topology, same info hints, any copied cached information, but a new context (see Section 6.7.1).

Advice to users. This operation is used to provide a parallel library with a duplicate communication space that has the same properties as the original communicator. This includes any attributes (see below), topologies (see Chapter 7), and associated info hints (see Section 6.4.4). This call is valid even if there are pending point-to-point communications involving the communicator `comm`. A typical call might involve a `MPI_COMM_DUP` at the beginning of the parallel call, and an `MPI_COMM_FREE` of that duplicated communicator at the end of the call. Other models of communicator management are also possible.

This call applies to both intra- and inter-communicators. (*End of advice to users.*)

Advice to implementors. One need not actually copy the group information, but only add a new reference and increment the reference count. Copy on write can be used for the cached information. (*End of advice to implementors.*)

```

MPI_COMM_DUP_WITH_INFO(comm, info, newcomm)
IN      comm          communicator (handle)
IN      info          info object (handle)
OUT     newcomm       copy of comm (handle)

```

```
int MPI_Comm_dup_with_info(MPI_Comm comm, MPI_Info info, MPI_Comm *newcomm)
```

```

MPI_Comm_dup_with_info(comm, info, newcomm, ierror) BIND(C)
TYPE(MPI_Comm), INTENT(IN) :: comm
TYPE(MPI_Info), INTENT(IN) :: info
TYPE(MPI_Comm), INTENT(OUT) :: newcomm
INTEGER, OPTIONAL, INTENT(OUT) :: ierror

```

```
MPI_COMM_DUP_WITH_INFO(COMM, INFO, NEWCOMM, IERROR)
```

```
INTEGER COMM, INFO, NEWCOMM, IERROR
```

MPI_COMM_DUP_WITH_INFO behaves exactly as MPI_COMM_DUP except that the info hints associated with the communicator `comm` are not duplicated in `newcomm`. The hints provided by the argument `info` are associated with the output communicator `newcomm` instead.

Rationale. It is expected that some hints will only be valid at communicator creation time. However, for legacy reasons, most communicator creation calls do not provide an `info` argument. One may associate info hints with a duplicate of any communicator at creation time through a call to MPI_COMM_DUP_WITH_INFO. (*End of rationale.*)

```
MPI_COMM_IDUP(comm, newcomm, request)
```

```

IN      comm          communicator (handle)
OUT     newcomm       copy of comm (handle)
OUT     request       communication request (handle)

```

```
int MPI_Comm_idup(MPI_Comm comm, MPI_Comm *newcomm, MPI_Request *request)
```

```
MPI_Comm_idup(comm, newcomm, request, ierror) BIND(C)
```

```

TYPE(MPI_Comm), INTENT(IN) :: comm
TYPE(MPI_Comm), INTENT(OUT) :: newcomm
TYPE(MPI_Request), INTENT(OUT) :: request
INTEGER, OPTIONAL, INTENT(OUT) :: ierror

```

```
MPI_COMM_IDUP(COMM, NEWCOMM, REQUEST, IERROR)
```

```
INTEGER COMM, NEWCOMM, REQUEST, IERROR
```

MPI_COMM_IDUP is a nonblocking variant of MPI_COMM_DUP. The semantics of MPI_COMM_IDUP are as if MPI_COMM_DUP was executed at the time that MPI_COMM_IDUP is called. For example, attributes changed after MPI_COMM_IDUP will not be copied to the new communicator. All restrictions and assumptions for nonblocking collective operations (see Section 5.12) apply to MPI_COMM_IDUP and the returned request.

1 It is erroneous to use the communicator `newcomm` as an input argument to other MPI
2 functions before the `MPI_COMM_IDUP` operation completes.

3
4 *Rationale.* This functionality is crucial for the development of purely nonblocking
5 libraries (see [36]). (*End of rationale.*)

6
7
8 `MPI_COMM_CREATE(comm, group, newcomm)`

9
10 IN comm communicator (handle)
11 IN group group, which is a subset of the group of `comm` (handle)
12 OUT newcomm new communicator (handle)
13

14
15 `int MPI_Comm_create(MPI_Comm comm, MPI_Group group, MPI_Comm *newcomm)`

16 `MPI_Comm_create(comm, group, newcomm, ierror) BIND(C)`

17 TYPE(MPI_Comm), INTENT(IN) :: comm
18 TYPE(MPI_Group), INTENT(IN) :: group
19 TYPE(MPI_Comm), INTENT(OUT) :: newcomm
20 INTEGER, OPTIONAL, INTENT(OUT) :: ierror
21

22 `MPI_COMM_CREATE(COMM, GROUP, NEWCOMM, IERROR)`

23 INTEGER COMM, GROUP, NEWCOMM, IERROR

24 If `comm` is an intracommunicator, this function returns a new communicator
25 `newcomm` with communication group defined by the `group` argument. No cached information
26 propagates from `comm` to `newcomm`. Each process must call `MPI_COMM_CREATE` with
27 a `group` argument that is a subgroup of the `group` associated with `comm`; this could be
28 `MPI_GROUP_EMPTY`. The processes may specify different values for the `group` argument.
29 If a process calls with a non-empty `group` then all processes in that `group` must call the
30 function with the same `group` as argument, that is the same processes in the same order.
31 Otherwise, the call is erroneous. This implies that the set of groups specified across the
32 processes must be disjoint. If the calling process is a member of the group given as `group`
33 argument, then `newcomm` is a communicator with `group` as its associated group. In the case
34 that a process calls with a `group` to which it does not belong, e.g., `MPI_GROUP_EMPTY`,
35 then `MPI_COMM_NULL` is returned as `newcomm`. The function is collective and must be
36 called by all processes in the group of `comm`.
37

38 *Rationale.* The interface supports the original mechanism from MPI-1.1, which re-
39 quired the same `group` in all processes of `comm`. It was extended in MPI-2.2 to allow
40 the use of disjoint subgroups in order to allow implementations to eliminate unnec-
41 essary communication that `MPI_COMM_SPLIT` would incur when the user already
42 knows the membership of the disjoint subgroups. (*End of rationale.*)

43
44 *Rationale.* The requirement that the entire group of `comm` participate in the call
45 stems from the following considerations:

- 46 • It allows the implementation to layer `MPI_COMM_CREATE` on top of regular
47 collective communications.
48

- It provides additional safety, in particular in the case where partially overlapping groups are used to create new communicators.
- It permits implementations to sometimes avoid communication related to context creation.

(End of rationale.)

Advice to users. MPI_COMM_CREATE provides a means to subset a group of processes for the purpose of separate MIMD computation, with separate communication space. newcomm, which emerges from MPI_COMM_CREATE, can be used in subsequent calls to MPI_COMM_CREATE (or other communicator constructors) to further subdivide a computation into parallel sub-computations. A more general service is provided by MPI_COMM_SPLIT, below. *(End of advice to users.)*

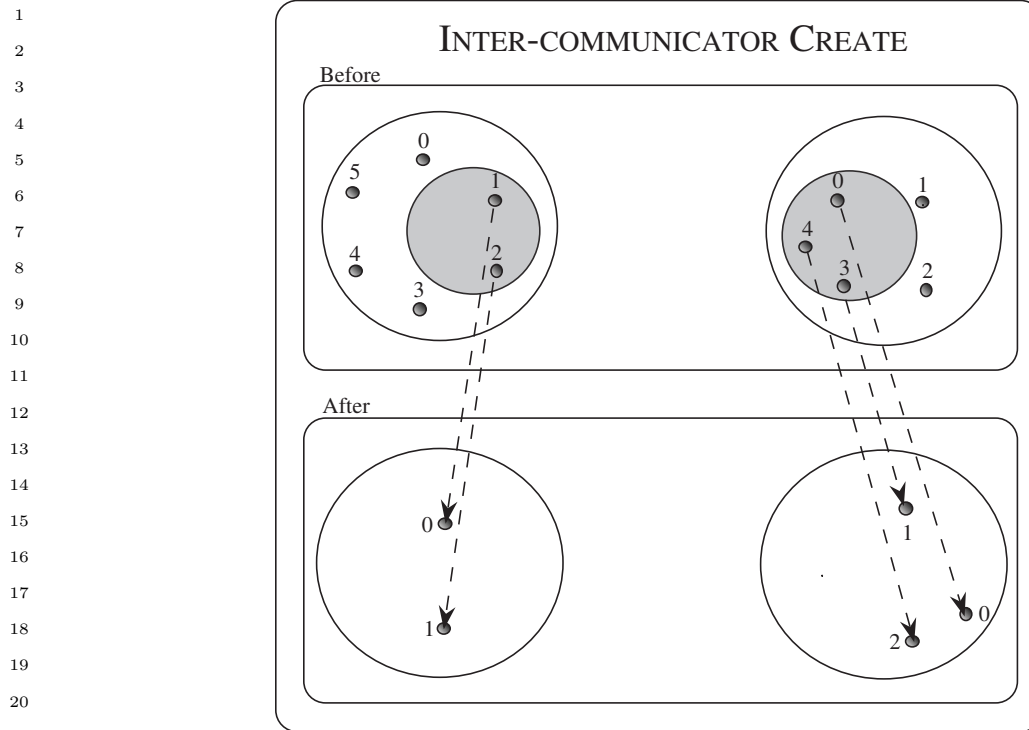
Advice to implementors. When calling MPI_COMM_DUP, all processes call with the same group (the group associated with the communicator). When calling MPI_COMM_CREATE, the processes provide the same group or disjoint subgroups. For both calls, it is theoretically possible to agree on a group-wide unique context with no communication. However, local execution of these functions requires use of a larger context name space and reduces error checking. Implementations may strike various compromises between these conflicting goals, such as bulk allocation of multiple contexts in one collective operation.

Important: If new communicators are created without synchronizing the processes involved then the communication system must be able to cope with messages arriving in a context that has not yet been allocated at the receiving process. *(End of advice to implementors.)*

If comm is an intercommunicator, then the output communicator is also an intercommunicator where the local group consists only of those processes contained in group (see Figure 6.1). The group argument should only contain those processes in the local group of the input intercommunicator that are to be a part of newcomm. All processes in the same local group of comm must specify the same value for group, i.e., the same members in the same order. If either group does not specify at least one process in the local group of the intercommunicator, or if the calling process is not included in the group, MPI_COMM_NULL is returned.

Rationale. In the case where either the left or right group is empty, a null communicator is returned instead of an intercommunicator with MPI_GROUP_EMPTY because the side with the empty group must return MPI_COMM_NULL. *(End of rationale.)*

Example 6.1 The following example illustrates how the first node in the left side of an intercommunicator could be joined with all members on the right side of an intercommunicator to form a new intercommunicator.



22 Figure 6.1: Intercommunicator creation using `MPI_COMM_CREATE` extended to intercom-
23 municators. The input groups are those in the grey circle.
24

25

```

26 MPI_Comm inter_comm, new_inter_comm;
27 MPI_Group local_group, group;
28 int rank = 0; /* rank on left side to include in
29                new inter-comm */
30
31 /* Construct the original intercommunicator: "inter_comm" */
32 ...
33
34 /* Construct the group of processes to be in new
35    intercommunicator */
36 if (/* I'm on the left side of the intercommunicator */) {
37     MPI_Comm_group ( inter_comm, &local_group );
38     MPI_Group_incl ( local_group, 1, &rank, &group );
39     MPI_Group_free ( &local_group );
40 }
41 else
42     MPI_Comm_group ( inter_comm, &group );
43
44 MPI_Comm_create ( inter_comm, group, &new_inter_comm );
45 MPI_Group_free( &group );
46
47
48
```



```

MPI_COMM_CREATE_GROUP(comm, group, tag, newcomm)
    IN      comm      intracommunicator (handle)
    IN      group     group, which is a subset of the group of comm (handle)
    IN      tag       tag (integer)
    OUT     newcomm   new communicator (handle)

int MPI_Comm_create_group(MPI_Comm comm, MPI_Group group, int tag,
                          MPI_Comm *newcomm)

MPI_Comm_create_group(comm, group, tag, newcomm, ierror)
    TYPE(MPI_Comm), INTENT(IN) :: comm
    TYPE(MPI_Group), INTENT(IN) :: group
    INTEGER, INTENT(IN) :: tag
    TYPE(MPI_Comm), INTENT(OUT) :: newcomm
    INTEGER, OPTIONAL, INTENT(OUT) :: ierror

MPI_COMM_CREATE_GROUP(COMM, GROUP, TAG, NEWCOMM, IERROR)
    INTEGER COMM, GROUP, TAG, NEWCOMM, IERROR

```

MPI_COMM_CREATE_GROUP is similar to MPI_COMM_CREATE; however, MPI_COMM_CREATE must be called by all processes in the group of `comm`, whereas MPI_COMM_CREATE_GROUP must be called by all processes in `group`, which is a subgroup of the group of `comm`. In addition, MPI_COMM_CREATE_GROUP requires that `comm` is an intracommunicator. MPI_COMM_CREATE_GROUP returns a new intracommunicator, `newcomm`, for which the `group` argument defines the communication group. No cached information propagates from `comm` to `newcomm`. Each process must provide a `group` argument that is a subgroup of the group associated with `comm`; this could be MPI_GROUP_EMPTY. If a non-empty group is specified, then all processes in that group must call the function, and each of these processes must provide the same arguments, including a `group` that contains the same members with the same ordering. Otherwise the call is erroneous. If the calling process is a member of the group given as the `group` argument, then `newcomm` is a communicator with `group` as its associated group. If the calling process is not a member of `group`, e.g., `group` is MPI_GROUP_EMPTY, then the call is a local operation and MPI_COMM_NULL is returned as `newcomm`.

Rationale. Functionality similar to MPI_COMM_CREATE_GROUP can be implemented through repeated MPI_INTERCOMM_CREATE and MPI_INTERCOMM_MERGE calls that start with the MPI_COMM_SELF communicators at each process in `group` and build up an intracommunicator with `group` [16]. Such an algorithm requires the creation of many intermediate communicators; MPI_COMM_CREATE_GROUP can provide a more efficient implementation that avoids this overhead. (*End of rationale.*)

Advice to users. An intercommunicator can be created collectively over processes in the union of the local and remote groups by creating the local communicator using MPI_COMM_CREATE_GROUP and using that communicator as the local communicator argument to MPI_INTERCOMM_CREATE. (*End of advice to users.*)

The `tag` argument does not conflict with tags used in point-to-point communication and is not permitted to be a wildcard. If multiple threads at a given process perform concurrent `MPI_COMM_CREATE_GROUP` operations, the user must distinguish these operations by providing different `tag` or `comm` arguments.

Advice to users. `MPI_COMM_CREATE` may provide lower overhead than `MPI_COMM_CREATE_GROUP` because it can take advantage of collective communication on `comm` when constructing `newcomm`. (*End of advice to users.*)

`MPI_COMM_CREATE_ENDPOINTS(parent_comm, my_num_ep, info, new_comm_handles)`

IN	<code>parent_comm</code>	communicator (handle)
IN	<code>my_num_ep</code>	number of endpoints to be created at this process (integer)
IN	<code>info</code>	info object (handle)
OUT	<code>new_comm_handles</code>	array of handles to new communicator (array of handles)

```
int MPI_Comm_create_endpoints(MPI_Comm parent_comm, int my_num_ep,
                             MPI_Info info, MPI_Comm new_comm_handles[])
MPI_Comm_create_endpoints(parent_comm, my_num_ep, info, new_comm_handles,
                           ierror)
    TYPE(MPI_Comm), INTENT(IN) :: parent_comm
    INTEGER, INTENT(IN) :: my_num_ep
    TYPE(MPI_Info), INTENT(IN) :: info
    TYPE(MPI_Comm), INTENT(OUT) :: new_comm_handles(my_num_ep)
    INTEGER, OPTIONAL, INTENT(OUT) :: ierror
MPI_COMM_CREATE_ENDPOINTS(PARENT_COMM, MY_NUM_EP, INFO, NEW_COMM_HANDLES,
                           IERROR)
    INTEGER PARENT_COMM, MY_NUM_EP, INFO, NEW_COMM_HANDLES(*), IERROR
```

`MPI_COMM_CREATE_ENDPOINTS` creates a new communicator from an existing communicator, `parent_comm`, where `my_num_ep` ranks in the output communicator are associated with a single calling process in `parent_comm`. This function is collective on `parent_comm`. Distinct handles for each associated rank in the output communicator are returned in the `new_comm_handles` array at the corresponding process in `parent_comm`. Ranks associated with a process in `parent_comm` are numbered contiguously in the output communicator, and the starting rank is defined by the order of the associated rank of the process in the parent communicator. The communicator handle returned at index 0 in `new_comm_handles` corresponds to the calling process in `parent_comm`. All other communicator handles returned in `new_comm_handles` represent new ranks that are not members of the group of `parent_comm`.

If `parent_comm` is an intracommunicator, this function returns a new intracommunicator with a communication group of size equal to the sum of the values of `my_num_ep`

ticket380.



on all calling processes. If `parent_comm` is an intercommunicator, then the output communicator is also an intercommunicator where the local group consists of ranks associated with processes in the local group of `parent_comm` and the remote group consists of ranks associated with processes in the remote group of `parent_comm`. If either the local or remote group is empty, `MPI_COMM_NULL` is returned in all entries of `new_comm_handles`.

No cached information propagates from `parent_comm` to the new communicator. Each process in `parent_comm` must call `MPI_COMM_CREATE_ENDPOINTS` with a `my_num_ep` argument that is greater or equal to 0. Each process may specify a different value for the `my_num_ep` argument. When a process provides a `my_num_ep` argument of 0, no output communicator is returned at that process and its `new_comm_handles` argument is ignored. If a process provides a valid `my_num_ep` argument, but the MPI implementation is not able to create a new communicator because of the `my_num_ep` argument at this process, this function will raise an exception of type `MPI_ERR_ENDPOINTS`.

Ranks in the new communicator behave as separate MPI processes, including semantics specified in Section 3.5, which the application must guarantee for each rank. For example, a collective operation on the new communicator must have the participation of every rank in this communicator.

Advice to users. Although threads can acquire individual ranks through the `MPI_COMM_CREATE_ENDPOINTS` function, they still share an instance of the MPI library. Users must ensure that the threading level with which MPI was initialized is maintained. Some operations, such as blocking collective operations, cannot be used by multiple threads sharing an instance of the MPI library, when MPI was not initialized with `MPI_THREAD_MULTIPLE`. (*End of advice to users.*)

The following info key is predefined:

`same_num_ep` — If set to true, then the implementation may assume that the argument `my_num_ep` is identical on all processes.

`MPI_COMM_SPLIT(comm, color, key, newcomm)`

IN	<code>comm</code>	communicator (handle)
IN	<code>color</code>	control of subset assignment (integer)
IN	<code>key</code>	control of rank assignment (integer)
OUT	<code>newcomm</code>	new communicator (handle)

```
int MPI_Comm_split(MPI_Comm comm, int color, int key, MPI_Comm *newcomm)
```

```
MPI_Comm_split(comm, color, key, newcomm, ierror) BIND(C)
```

```
TYPE(MPI_Comm), INTENT(IN) :: comm
INTEGER, INTENT(IN) :: color, key
TYPE(MPI_Comm), INTENT(OUT) :: newcomm
INTEGER, OPTIONAL, INTENT(OUT) :: ierror
```

```
MPI_COMM_SPLIT(COMM, COLOR, KEY, NEWCOMM, IERROR)
```

```
INTEGER COMM, COLOR, KEY, NEWCOMM, IERROR
```

This function partitions the group associated with `comm` into disjoint subgroups, one for each value of `color`. Each subgroup contains all processes of the same color. Within each subgroup, the processes are ranked in the order defined by the value of the argument `key`, with ties broken according to their rank in the old group. A new communicator is created for each subgroup and returned in `newcomm`. A process may supply the color value `MPI_UNDEFINED`, in which case `newcomm` returns `MPI_COMM_NULL`. This is a collective call, but each process is permitted to provide different values for `color` and `key`.

With an intracommunicator `comm`, a call to `MPI_COMM_CREATE(comm, group, newcomm)` is equivalent to a call to `MPI_COMM_SPLIT(comm, color, key, newcomm)`, where processes that are members of their `group` argument provide `color = number of the group` (based on a unique numbering of all disjoint groups) and `key = rank in group`, and all processes that are not members of their `group` argument provide `color = MPI_UNDEFINED`.

The value of `color` must be non-negative or `MPI_UNDEFINED`.

Advice to users. This is an extremely powerful mechanism for dividing a single communicating group of processes into k subgroups, with k chosen implicitly by the user (by the number of colors asserted over all the processes). Each resulting communicator will be non-overlapping. Such a division could be useful for defining a hierarchy of computations, such as for multigrid, or linear algebra. For intracommunicators, `MPI_COMM_SPLIT` provides similar capability as `MPI_COMM_CREATE` to split a communicating group into disjoint subgroups. `MPI_COMM_SPLIT` is useful when some processes do not have complete information of the other members in their group, but all processes know (the color of) the group to which they belong. In this case, the MPI implementation discovers the other group members via communication. `MPI_COMM_CREATE` is useful when all processes have complete information of the members of their group. In this case, MPI can avoid the extra communication required to discover group membership. `MPI_COMM_CREATE_GROUP` is useful when all processes in a given group have complete information of the members of their group and synchronization with processes outside the group can be avoided.

Multiple calls to `MPI_COMM_SPLIT` can be used to overcome the requirement that any call have no overlap of the resulting communicators (each process is of only one color per call). In this way, multiple overlapping communication structures can be created. Creative use of the `color` and `key` in such splitting operations is encouraged.

Note that, for a fixed color, the keys need not be unique. It is `MPI_COMM_SPLIT`'s responsibility to sort processes in ascending order according to this key, and to break ties in a consistent way. If all the keys are specified in the same way, then all the processes in a given color will have the relative rank order as they did in their parent group.

Essentially, making the key value zero for all processes of a given color means that one does not really care about the rank-order of the processes in the new communicator. (*End of advice to users.*)

Rationale. `color` is restricted to be non-negative, so as not to conflict with the value assigned to `MPI_UNDEFINED`. (*End of rationale.*)

The result of `MPI_COMM_SPLIT` on an intercommunicator is that those processes on the left with the same color as those processes on the right combine to create a new intercommunicator. The `key` argument describes the relative rank of processes on each side of the

intercommunicator (see Figure 6.2). For those colors that are specified only on one side of the intercommunicator, MPI_COMM_NULL is returned. MPI_COMM_NULL is also returned to those processes that specify MPI_UNDEFINED as the color.

Advice to users. For intercommunicators, MPI_COMM_SPLIT is more general than MPI_COMM_CREATE. A single call to MPI_COMM_SPLIT can create a set of disjoint intercommunicators, while a call to MPI_COMM_CREATE creates only one. (*End of advice to users.*)

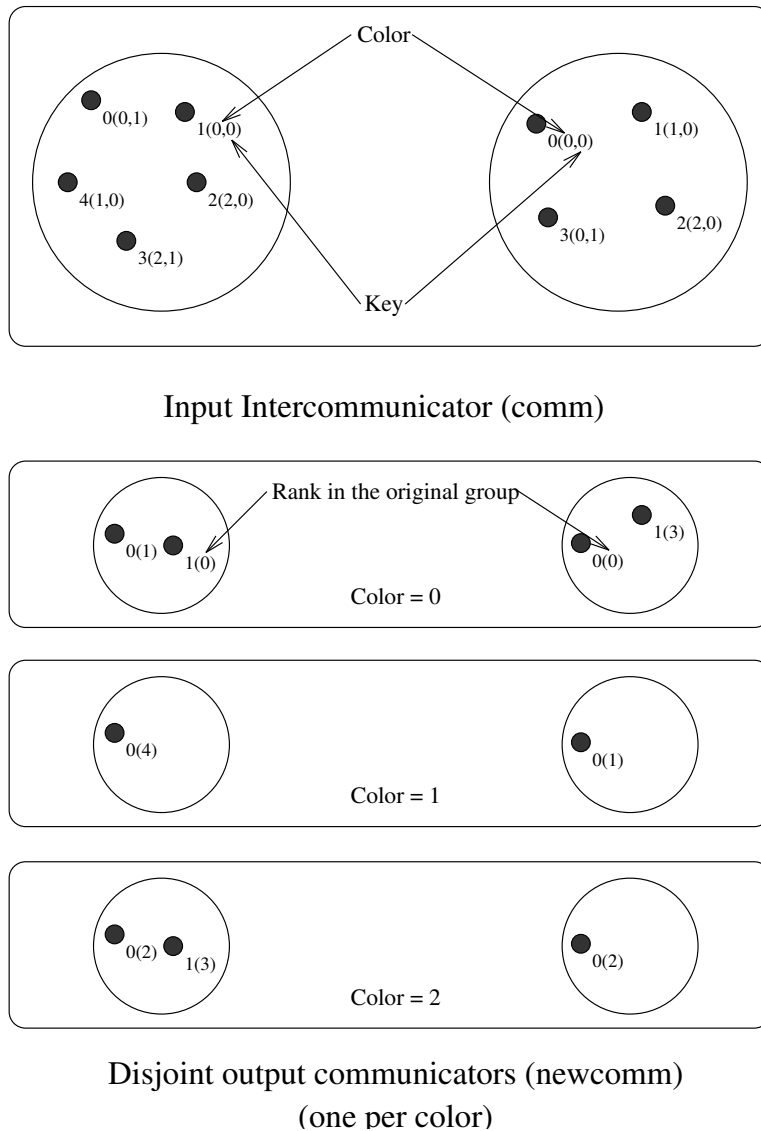


Figure 6.2: Intercommunicator construction achieved by splitting an existing intercommunicator with MPI_COMM_SPLIT extended to intercommunicators.

Example 6.2 (Parallel client-server model). The following client code illustrates how clients on the left side of an intercommunicator could be assigned to a single server from a pool of servers on the right side of an intercommunicator.


```

MPI_Comm_split_type(comm, split_type, key, info, newcomm, ierror) BIND(C) 1
    TYPE(MPI_Comm), INTENT(IN) :: comm 2
    INTEGER, INTENT(IN) :: split_type, key 3
    TYPE(MPI_Info), INTENT(IN) :: info 4
    TYPE(MPI_Comm), INTENT(OUT) :: newcomm 5
    INTEGER, OPTIONAL, INTENT(OUT) :: ierror 6
MPI_COMM_SPLIT_TYPE(COMM, SPLIT_TYPE, KEY, INFO, NEWCOMM, IERROR) 7
    INTEGER COMM, SPLIT_TYPE, KEY, INFO, NEWCOMM, IERROR 8

```

This function partitions the group associated with `comm` into disjoint subgroups, based on the type specified by `split_type`. Each subgroup contains all processes of the same type. Within each subgroup, the processes are ranked in the order defined by the value of the argument `key`, with ties broken according to their rank in the old group. A new communicator is created for each subgroup and returned in `newcomm`. This is a collective call; all processes must provide the same `split_type`, but each process is permitted to provide different values for `key`. An exception to this rule is that a process may supply the type value `MPI_UNDEFINED`, in which case `newcomm` returns `MPI_COMM_NULL`.

The following type is predefined by MPI:

`MPI_COMM_TYPE_SHARED` — this type splits the communicator into subcommunicators, each of which can create a shared memory region.

Advice to implementors. Implementations can define their own types, or use the `info` argument, to assist in creating communicators that help expose platform-specific information to the application. (*End of advice to implementors.*)

6.4.3 Communicator Destructors

```

MPI_COMM_FREE(comm) 27
    INOUT comm 28
    communicator to be destroyed (handle) 29
int MPI_Comm_free(MPI_Comm *comm) 30
MPI_Comm_free(comm, ierror) BIND(C) 31
    TYPE(MPI_Comm), INTENT(INOUT) :: comm 32
    INTEGER, OPTIONAL, INTENT(OUT) :: ierror 33
MPI_COMM_FREE(COMM, IERROR) 34
    INTEGER COMM, IERROR 35

```

This collective operation marks the communication object for deallocation. The handle is set to `MPI_COMM_NULL`. Any pending operations that use this communicator will complete normally; the object is actually deallocated only if there are no other active references to it. This call applies to intra- and inter-communicators. The delete callback functions for all cached attributes (see Section 6.7) are called in arbitrary order.

Advice to implementors. A reference-count mechanism may be used: the reference count is incremented by each call to `MPI_COMM_DUP` or `MPI_COMM_IDUP`, and

1 decremented by each call to `MPI_COMM_FREE`. The object is ultimately deallocated
 2 when the count reaches zero.

3 Though collective, it is anticipated that this operation will normally be implemented
 4 to be local, though a debugging version of an MPI library might choose to synchronize.
 5 (*End of advice to implementors.*)
 6

7 6.4.4 Communicator Info 8

9 Hints specified via info (see Chapter 9) allow a user to provide information to direct opti-
 10 mization. Providing hints may enable an implementation to deliver increased performance
 11 or minimize use of system resources. However, hints do not change the semantics of any MPI
 12 interfaces. In other words, an implementation is free to ignore all hints. Hints are specified
 13 on a per communicator basis, in `MPI_COMM_DUP_WITH_INFO`, `MPI_COMM_SET_INFO`,
 14 `MPI_COMM_SPLIT_TYPE`, `MPI_DIST_GRAPH_CREATE_ADJACENT`, and
 15 `MPI_DIST_GRAPH_CREATE`, via the opaque info object. When an info object that speci-
 16 fies a subset of valid hints is passed to `MPI_COMM_SET_INFO`, there will be no effect on
 17 previously set or defaulted hints that the info does not specify.
 18

19 *Advice to implementors.* It may happen that a program is coded with hints for one
 20 system, and later executes on another system that does not support these hints. In
 21 general, unsupported hints should simply be ignored. Needless to say, no hint can be
 22 mandatory. However, for each hint used by a specific implementation, a default value
 23 must be provided when the user does not specify a value for this hint. (*End of advice*
 24 *to implementors.*)
 25

26 Info hints are not propagated by MPI from one communicator to another except when
 27 the communicator is duplicated using `MPI_COMM_DUP` or `MPI_COMM_IDUP`. In this
 28 case, all hints associated with the original communicator are also applied to the duplicated
 29 communicator.
 30

31 `MPI_COMM_SET_INFO(comm, info)`
 32

33 INOUT comm communicator (handle)

34 IN info info object (handle)
 35

36 `int MPI_Comm_set_info(MPI_Comm comm, MPI_Info info)`
 37

38 `MPI_Comm_set_info(MPI_Comm comm, MPI_Info info) BIND(C)`

39 `TYPE(MPI_Comm), INTENT(INOUT) :: comm`

40 `TYPE(MPI_Info), INTENT(IN) :: info`

41 `INTEGER, OPTIONAL, INTENT(OUT) :: ierror`
 42

43 `MPI_COMM_SET_INFO(COMM, INFO, IERROR)`

44 `INTEGER COMM, INFO, IERROR`
 45

46 `MPI_COMM_SET_INFO` sets new values for the hints of the communicator associated
 47 with `comm`. `MPI_COMM_SET_INFO` is a collective routine. The info object may be different
 48 on each process, but any info entries that an implementation requires to be the same on all
 processes must appear with the same value in each process's info object.

Advice to users. Some info items that an implementation can use when it creates a communicator cannot easily be changed once the communicator has been created. Thus, an implementation may ignore hints issued in this call that it would have accepted in a creation call. (*End of advice to users.*)

MPI_COMM_GET_INFO(comm, info_used)

IN	comm	communicator object (handle)
OUT	info_used	new info object (handle)

```
int MPI_Comm_get_info(MPI_Comm comm, MPI_Info *info_used)
```

```
MPI_Comm_get_info(comm, info_used, ierror) BIND(C)
```

```
  TYPE(MPI_Comm), INTENT(IN) :: comm
  TYPE(MPI_Info), INTENT(OUT) :: info_used
  INTEGER, OPTIONAL, INTENT(OUT) :: ierror
```

```
MPI_COMM_GET_INFO(COMM, INFO_USED, IERROR)
```

```
  INTEGER COMM, INFO_USED, IERROR
```

MPI_COMM_GET_INFO returns a new info object containing the hints of the communicator associated with comm. The current setting of all hints actually used by the system related to this communicator is returned in info_used. If no such hints exist, a handle to a newly created info object is returned that contains no key/value pair. The user is responsible for freeing info_used via MPI_INFO_FREE.

Advice to users. The info object returned in info_used will contain all hints currently active for this communicator. This set of hints may be greater or smaller than the set of hints specified when the communicator was created, as the system may not recognize some hints set by the user, and may recognize other hints that the user has not set. (*End of advice to users.*)

6.5 Motivating Examples

6.5.1 Current Practice #1

Example #1a:

```
int main(int argc, char *argv[])
{
  int me, size;
  ...
  MPI_Init (&argc, &argv);
  MPI_Comm_rank (MPI_COMM_WORLD, &me);
  MPI_Comm_size (MPI_COMM_WORLD, &size);

  (void)printf ("Process %d size %d\n", me, size);
  ...
}
```

```

1     MPI_Finalize();
2     return 0;
3 }

```

Example #1a is a do-nothing program that initializes itself, and refers to the “all” communicator, and prints a message. It terminates itself too. This example does not imply that MPI supports `printf`-like communication itself.

Example #1b (supposing that `size` is even):

```

9     int main(int argc, char *argv[])
10    {
11        int me, size;
12        int SOME_TAG = 0;
13        ...
14        MPI_Init(&argc, &argv);
15
16        MPI_Comm_rank(MPI_COMM_WORLD, &me); /* local */
17        MPI_Comm_size(MPI_COMM_WORLD, &size); /* local */
18
19        if((me % 2) == 0)
20        {
21            /* send unless highest-numbered process */
22            if((me + 1) < size)
23                MPI_Send(..., me + 1, SOME_TAG, MPI_COMM_WORLD);
24        }
25        else
26            MPI_Recv(..., me - 1, SOME_TAG, MPI_COMM_WORLD, &status);
27
28        ...
29        MPI_Finalize();
30        return 0;
31    }
32 }

```

Example #1b schematically illustrates message exchanges between “even” and “odd” processes in the “all” communicator.

6.5.2 Current Practice #2

```

38    int main(int argc, char *argv[])
39    {
40        int me, count;
41        void *data;
42        ...
43
44        MPI_Init(&argc, &argv);
45        MPI_Comm_rank(MPI_COMM_WORLD, &me);
46
47        if(me == 0)
48        {

```

```

        /* get input, create buffer 'data' */
        ...
    }

    MPI_Bcast(data, count, MPI_BYTE, 0, MPI_COMM_WORLD);

    ...
    MPI_Finalize();
    return 0;
}

```

This example illustrates the use of a collective communication.

6.5.3 (Approximate) Current Practice #3

```

int main(int argc, char *argv[])
{
    int me, count, count2;
    void *send_buf, *recv_buf, *send_buf2, *recv_buf2;
    MPI_Group MPI_GROUP_WORLD, grpem;
    MPI_Comm commslave;
    static int ranks[] = {0};
    ...
    MPI_Init(&argc, &argv);
    MPI_Comm_group(MPI_COMM_WORLD, &MPI_GROUP_WORLD);
    MPI_Comm_rank(MPI_COMM_WORLD, &me); /* local */

    MPI_Group_excl(MPI_GROUP_WORLD, 1, ranks, &grpem); /* local */
    MPI_Comm_create(MPI_COMM_WORLD, grpem, &commslave);

    if(me != 0)
    {
        /* compute on slave */
        ...
        MPI_Reduce(send_buf,recv_buf,count, MPI_INT, MPI_SUM, 1, commslave);
        ...
        MPI_Comm_free(&commslave);
    }
    /* zero falls through immediately to this reduce, others do later... */
    MPI_Reduce(send_buf2, recv_buf2, count2,
               MPI_INT, MPI_SUM, 0, MPI_COMM_WORLD);

    MPI_Group_free(&MPI_GROUP_WORLD);
    MPI_Group_free(&grpem);
    MPI_Finalize();
    return 0;
}

```

1 This example illustrates how a group consisting of all but the zeroth process of the “all”
 2 group is created, and then how a communicator is formed (`commslave`) for that new group.
 3 The new communicator is used in a collective call, and all processes execute a collective call
 4 in the `MPI_COMM_WORLD` context. This example illustrates how the two communicators
 5 (that inherently possess distinct contexts) protect communication. That is, communication
 6 in `MPI_COMM_WORLD` is insulated from communication in `commslave`, and vice versa.

7 In summary, “group safety” is achieved via communicators because distinct contexts
 8 within communicators are enforced to be unique on any process.
 9

10 6.5.4 Example #4

11 The following example is meant to illustrate “safety” between point-to-point and collective
 12 communication. MPI guarantees that a single communicator can do safe point-to-point and
 13 collective communication.
 14

```

15     #define TAG_ARBITRARY 12345
16     #define SOME_COUNT    50
17
18     int main(int argc, char *argv[])
19     {
20         int me;
21         MPI_Request request[2];
22         MPI_Status status[2];
23         MPI_Group MPI_GROUP_WORLD, subgroup;
24         int ranks[] = {2, 4, 6, 8};
25         MPI_Comm the_comm;
26         ...
27         MPI_Init(&argc, &argv);
28         MPI_Comm_group(MPI_COMM_WORLD, &MPI_GROUP_WORLD);
29
30         MPI_Group_incl(MPI_GROUP_WORLD, 4, ranks, &subgroup); /* local */
31         MPI_Group_rank(subgroup, &me); /* local */
32
33         MPI_Comm_create(MPI_COMM_WORLD, subgroup, &the_comm);
34
35         if(me != MPI_UNDEFINED)
36         {
37             MPI_Irecv(buff1, count, MPI_DOUBLE, MPI_ANY_SOURCE, TAG_ARBITRARY,
38                    the_comm, request);
39             MPI_Isend(buff2, count, MPI_DOUBLE, (me+1)%4, TAG_ARBITRARY,
40                    the_comm, request+1);
41             for(i = 0; i < SOME_COUNT; i++)
42                 MPI_Reduce(..., the_comm);
43             MPI_Waitall(2, request, status);
44
45             MPI_Comm_free(&the_comm);
46         }
47     }
48
```

```
MPI_Group_free(&MPI_GROUP_WORLD); 1
MPI_Group_free(&subgroup); 2
MPI_Finalize(); 3
return 0; 4
} 5
```

6.5.5 Library Example #1

The main program:

```
int main(int argc, char *argv[]) 10
{ 11
    int done = 0; 12
    user_lib_t *libh_a, *libh_b; 13
    void *dataset1, *dataset2; 14
    ... 15
    MPI_Init(&argc, &argv); 16
    ... 17
    init_user_lib(MPI_COMM_WORLD, &libh_a); 18
    init_user_lib(MPI_COMM_WORLD, &libh_b); 19
    ... 20
    user_start_op(libh_a, dataset1); 21
    user_start_op(libh_b, dataset2); 22
    ... 23
    while(!done) 24
    { 25
        /* work */ 26
        ... 27
        MPI_Reduce(..., MPI_COMM_WORLD); 28
        ... 29
        /* see if done */ 30
        ... 31
    } 32
    user_end_op(libh_a); 33
    user_end_op(libh_b); 34
    ... 35
    ... 36
    uninit_user_lib(libh_a); 37
    uninit_user_lib(libh_b); 38
    MPI_Finalize(); 39
    return 0; 40
} 41
```

The user library initialization code:

```
void init_user_lib(MPI_Comm comm, user_lib_t **handle) 42
{ 43
    user_lib_t *save; 44
    ... 45
    user_lib_initsave(&save); /* local */ 46
    ... 47
} 48
```

```

1     MPI_Comm_dup(comm, &(save -> comm));
2
3     /* other inits */
4     ...
5
6     *handle = save;
7 }

```

User start-up code:

```

10    void user_start_op(user_lib_t *handle, void *data)
11    {
12        MPI_Irecv( ..., handle->comm, &(handle -> irecv_handle) );
13        MPI_Isend( ..., handle->comm, &(handle -> isend_handle) );
14    }

```

User communication clean-up code:

```

17    void user_end_op(user_lib_t *handle)
18    {
19        MPI_Status status;
20        MPI_Wait(& handle -> isend_handle, &status);
21        MPI_Wait(& handle -> irecv_handle, &status);
22    }

```

User object clean-up code:

```

26    void uninit_user_lib(user_lib_t *handle)
27    {
28        MPI_Comm_free(&(handle -> comm));
29        free(handle);
30    }

```

6.5.6 Library Example #2

The main program:

```

35    int main(int argc, char *argv[])
36    {
37        int ma, mb;
38        MPI_Group MPI_GROUP_WORLD, group_a, group_b;
39        MPI_Comm comm_a, comm_b;
40
41        static int list_a[] = {0, 1};
42        #if defined(EXAMPLE_2B) || defined(EXAMPLE_2C)
43            static int list_b[] = {0, 2 ,3};
44        #else/* EXAMPLE_2A */
45            static int list_b[] = {0, 2};
46        #endif
47        int size_list_a = sizeof(list_a)/sizeof(int);
48        int size_list_b = sizeof(list_b)/sizeof(int);

```

```

...
MPI_Init(&argc, &argv);
MPI_Comm_group(MPI_COMM_WORLD, &MPI_GROUP_WORLD);

MPI_Group_incl(MPI_GROUP_WORLD, size_list_a, list_a, &group_a);
MPI_Group_incl(MPI_GROUP_WORLD, size_list_b, list_b, &group_b);

MPI_Comm_create(MPI_COMM_WORLD, group_a, &comm_a);
MPI_Comm_create(MPI_COMM_WORLD, group_b, &comm_b);

if(comm_a != MPI_COMM_NULL)
    MPI_Comm_rank(comm_a, &ma);
if(comm_b != MPI_COMM_NULL)
    MPI_Comm_rank(comm_b, &mb);

if(comm_a != MPI_COMM_NULL)
    lib_call(comm_a);

if(comm_b != MPI_COMM_NULL)
{
    lib_call(comm_b);
    lib_call(comm_b);
}

if(comm_a != MPI_COMM_NULL)
    MPI_Comm_free(&comm_a);
if(comm_b != MPI_COMM_NULL)
    MPI_Comm_free(&comm_b);
MPI_Group_free(&group_a);
MPI_Group_free(&group_b);
MPI_Group_free(&MPI_GROUP_WORLD);
MPI_Finalize();
return 0;
}

```

The library:

```

void lib_call(MPI_Comm comm)
{
    int me, done = 0;
    MPI_Status status;
    MPI_Comm_rank(comm, &me);
    if(me == 0)
        while(!done)
        {
            MPI_Recv(..., MPI_ANY_SOURCE, MPI_ANY_TAG, comm, &status);
            ...
        }
}

```

```

1     else
2     {
3         /* work */
4         MPI_Send(..., 0, ARBITRARY_TAG, comm);
5         ....
6     }
7 #ifdef EXAMPLE_2C
8     /* include (resp, exclude) for safety (resp, no safety): */
9     MPI_Barrier(comm);
10 #endif
11 }

```

12
13 The above example is really three examples, depending on whether or not one includes rank
14 3 in `list_b`, and whether or not a synchronize is included in `lib_call`. This example illustrates
15 that, despite contexts, subsequent calls to `lib_call` with the same context need not be safe
16 from one another (colloquially, “back-masking”). Safety is realized if the `MPI_Barrier` is
17 added. What this demonstrates is that libraries have to be written carefully, even with
18 contexts. When rank 3 is excluded, then the synchronize is not needed to get safety from
19 back-masking.

20 Algorithms like “reduce” and “allreduce” have strong enough source selectivity prop-
21 erties so that they are inherently okay (no back-masking), provided that MPI provides basic
22 guarantees. So are multiple calls to a typical tree-broadcast algorithm with the same root
23 or different roots (see [57]). Here we rely on two guarantees of MPI: pairwise ordering of
24 messages between processes in the same context, and source selectivity — deleting either
25 feature removes the guarantee that back-masking cannot be required.

26 Algorithms that try to do non-deterministic broadcasts or other calls that include wild-
27 card operations will not generally have the good properties of the deterministic implemen-
28 tations of “reduce,” “allreduce,” and “broadcast.” Such algorithms would have to utilize
29 the monotonically increasing tags (within a communicator scope) to keep things straight.

30 All of the foregoing is a supposition of “collective calls” implemented with point-to-
31 point operations. MPI implementations may or may not implement collective calls using
32 point-to-point operations. These algorithms are used to illustrate the issues of correctness
33 and safety, independent of how MPI implements its collective calls. See also Section 6.9.

34

35 6.6 Inter-Communication

36

37 This section introduces the concept of inter-communication and describes the portions of
38 MPI that support it. It describes support for writing programs that contain user-level
39 servers.

40 All communication described thus far has involved communication between processes
41 that are members of the same group. This type of communication is called “intra-commun-
42 ication” and the communicator used is called an “intra-communicator,” as we have noted
43 earlier in the chapter.

44 In modular and multi-disciplinary applications, different process groups execute distinct
45 modules and processes within different modules communicate with one another in a pipeline
46 or a more general module graph. In these applications, the most natural way for a process
47 to specify a target process is by the rank of the target process within the target group. In
48 applications that contain internal user-level servers, each server may be a process group that

provides services to one or more clients, and each client may be a process group that uses the services of one or more servers. It is again most natural to specify the target process by rank within the target group in these applications. This type of communication is called “inter-communication” and the communicator used is called an “inter-communicator,” as introduced earlier.

An inter-communication is a point-to-point communication between processes in different groups. The group containing a process that initiates an inter-communication operation is called the “local group,” that is, the sender in a send and the receiver in a receive. The group containing the target process is called the “remote group,” that is, the receiver in a send and the sender in a receive. As in intra-communication, the target process is specified using a (communicator, rank) pair. Unlike intra-communication, the rank is relative to a second, remote group.

All inter-communicator constructors are blocking except for `MPI_COMM_IDUP` and require that the local and remote groups be disjoint.

Advice to users. The groups must be disjoint for several reasons. Primarily, this is the intent of the intercommunicators — to provide a communicator for communication between disjoint groups. This is reflected in the definition of `MPI_INTERCOMM_MERGE`, which allows the user to control the ranking of the processes in the created intracommunicator; this ranking makes little sense if the groups are not disjoint. In addition, the natural extension of collective operations to inter-communicators makes the most sense when the groups are disjoint. (*End of advice to users.*)

Here is a summary of the properties of inter-communication and inter-communicators:

- The syntax of point-to-point and collective communication is the same for both inter- and intra-communication. The same communicator can be used both for send and for receive operations.
- A target process is addressed by its rank in the remote group, both for sends and for receives.
- Communications using an inter-communicator are guaranteed not to conflict with any communications that use a different communicator.
- A communicator will provide either intra- or inter-communication, never both.

The routine `MPI_COMM_TEST_INTER` may be used to determine if a communicator is an inter- or intra-communicator. Inter-communicators can be used as arguments to some of the other communicator access routines. Inter-communicators cannot be used as input to some of the constructor routines for intra-communicators (for instance, `MPI_CART_CREATE`).

Advice to implementors. For the purpose of point-to-point communication, communicators can be represented in each process by a tuple consisting of:

group

send_context

receive_context

source

For inter-communicators, *group* describes the remote group, and *source* is the rank of the process in the local group. For intra-communicators, *group* is the communicator group (remote=local), *source* is the rank of the process in this group, and *send context* and *receive context* are identical. A group can be represented by a rank-to-absolute-address translation table.

The inter-communicator cannot be discussed sensibly without considering processes in both the local and remote groups. Imagine a process **P** in group \mathcal{P} , which has an inter-communicator $C_{\mathcal{P}}$, and a process **Q** in group \mathcal{Q} , which has an inter-communicator $C_{\mathcal{Q}}$. Then

- $C_{\mathcal{P}}.\mathbf{group}$ describes the group \mathcal{Q} and $C_{\mathcal{Q}}.\mathbf{group}$ describes the group \mathcal{P} .
- $C_{\mathcal{P}}.\mathbf{send_context} = C_{\mathcal{Q}}.\mathbf{receive_context}$ and the context is unique in \mathcal{Q} ;
 $C_{\mathcal{P}}.\mathbf{receive_context} = C_{\mathcal{Q}}.\mathbf{send_context}$ and this context is unique in \mathcal{P} .
- $C_{\mathcal{P}}.\mathbf{source}$ is rank of **P** in \mathcal{P} and $C_{\mathcal{Q}}.\mathbf{source}$ is rank of **Q** in \mathcal{Q} .

Assume that **P** sends a message to **Q** using the inter-communicator. Then **P** uses the **group** table to find the absolute address of **Q**; **source** and **send_context** are appended to the message.

Assume that **Q** posts a receive with an explicit source argument using the inter-communicator. Then **Q** matches *receive_context* to the message context and source argument to the message source.

The same algorithm is appropriate for intra-communicators as well.

In order to support inter-communicator accessors and constructors, it is necessary to supplement this model with additional structures, that store information about the local communication group, and additional safe contexts. (*End of advice to implementors.*)

6.6.1 Inter-communicator Accessors

```
MPI_COMM_TEST_INTER(comm, flag)
```

```
IN      comm      communicator (handle)
OUT     flag      (logical)
```

```
int MPI_Comm_test_inter(MPI_Comm comm, int *flag)
```

```
MPI_Comm_test_inter(comm, flag, ierror) BIND(C)
  TYPE(MPI_Comm), INTENT(IN) :: comm
  LOGICAL, INTENT(OUT) :: flag
  INTEGER, OPTIONAL, INTENT(OUT) :: ierror
```

```
MPI_COMM_TEST_INTER(COMM, FLAG, IERROR)
  INTEGER COMM, IERROR
  LOGICAL FLAG
```

This local routine allows the calling process to determine if a communicator is an inter-communicator or an intra-communicator. It returns true if it is an inter-communicator, otherwise false.

When an inter-communicator is used as an input argument to the communicator accessors described above under intra-communication, the following table describes behavior.

MPI_COMM_SIZE	returns the size of the local group.
MPI_COMM_GROUP	returns the local group.
MPI_COMM_RANK	returns the rank in the local group

Table 6.1: MPI_COMM_* Function Behavior (in Inter-Communication Mode)

Furthermore, the operation MPI_COMM_COMPARE is valid for inter-communicators. Both communicators must be either intra- or inter-communicators, or else MPI_UNEQUAL results. Both corresponding local and remote groups must compare correctly to get the results MPI_CONGRUENT or MPI_SIMILAR. In particular, it is possible for MPI_SIMILAR to result because either the local or remote groups were similar but not identical.

The following accessors provide consistent access to the remote group of an inter-communicator. The following are all local operations.

MPI_COMM_REMOTE_SIZE(comm, size)

IN	comm	inter-communicator (handle)
OUT	size	number of processes in the remote group of comm (integer)

```
int MPI_Comm_remote_size(MPI_Comm comm, int *size)
```

```
MPI_Comm_remote_size(comm, size, ierror) BIND(C)
```

```
TYPE(MPI_Comm), INTENT(IN) :: comm
```

```
INTEGER, INTENT(OUT) :: size
```

```
INTEGER, OPTIONAL, INTENT(OUT) :: ierror
```

```
MPI_COMM_REMOTE_SIZE(COMM, SIZE, IERROR)
```

```
INTEGER COMM, SIZE, IERROR
```

MPI_COMM_REMOTE_GROUP(comm, group)

IN	comm	inter-communicator (handle)
OUT	group	remote group corresponding to comm (handle)

```
int MPI_Comm_remote_group(MPI_Comm comm, MPI_Group *group)
```

```
MPI_Comm_remote_group(comm, group, ierror) BIND(C)
```

```
TYPE(MPI_Comm), INTENT(IN) :: comm
```

```
TYPE(MPI_Group), INTENT(OUT) :: group
```

```
INTEGER, OPTIONAL, INTENT(OUT) :: ierror
```

```

1 MPI_COMM_REMOTE_GROUP(COMM, GROUP, IERROR)
2     INTEGER COMM, GROUP, IERROR
3

```

4 *Rationale.* Symmetric access to both the local and remote groups of an inter-
5 communicator is important, so this function, as well as MPI_COMM_REMOTE_SIZE
6 have been provided. (*End of rationale.*)
7

8 6.6.2 Inter-communicator Operations

10 This section introduces four blocking inter-communicator operations.

11 MPI_INTERCOMM_CREATE is used to bind two intra-communicators into an inter-
12 communicator; the function MPI_INTERCOMM_MERGE creates an intra-communicator by merg-
13 ing the local and remote groups of an inter-communicator. The functions MPI_COMM_DUP
14 and MPI_COMM_FREE, introduced previously, duplicate and free an inter-communicator,
15 respectively.

16 Overlap of local and remote groups that are bound into an inter-communicator is
17 prohibited. If there is overlap, then the program is erroneous and is likely to deadlock. (If
18 a process is multithreaded, and MPI calls block only a thread, rather than a process, then
19 “dual membership” can be supported. It is then the user’s responsibility to make sure that
20 calls on behalf of the two “roles” of a process are executed by two independent threads.)

21 The function MPI_INTERCOMM_CREATE can be used to create an inter-communicator
22 from two existing intra-communicators, in the following situation: At least one selected
23 member from each group (the “group leader”) has the ability to communicate with the
24 selected member from the other group; that is, a “peer” communicator exists to which both
25 leaders belong, and each leader knows the rank of the other leader in this peer communicator.
26 Furthermore, members of each group know the rank of their leader.

27 Construction of an inter-communicator from two intra-communicators requires separate
28 collective operations in the local group and in the remote group, as well as a point-to-point
29 communication between a process in the local group and a process in the remote group.

30 In standard MPI implementations (with static process allocation at initialization), the
31 MPI_COMM_WORLD communicator (or preferably a dedicated duplicate thereof) can be this
32 peer communicator. For applications that have used spawn or join, it may be necessary to
33 first create an intracommunicator to be used as peer.

34 The application topology functions described in Chapter 7 do not apply to inter-
35 communicators. Users that require this capability should utilize
36 MPI_INTERCOMM_MERGE to build an intra-communicator, then apply the graph or cartesi-
37 an topology capabilities to that intra-communicator, creating an appropriate topology-
38 oriented intra-communicator. Alternatively, it may be reasonable to devise one’s own ap-
39 plication topology mechanisms for this case, without loss of generality.
40
41
42
43
44
45
46
47
48

```

MPI_INTERCOMM_CREATE(local_comm, local_leader, peer_comm, remote_leader, tag,
                    newintercomm)
1
2
3
IN    local_comm      local intra-communicator (handle)
4
IN    local_leader    rank of local group leader in local_comm (integer)
5
IN    peer_comm       "peer" communicator; significant only at the
6
                    local_leader (handle)
7
IN    remote_leader   rank of remote group leader in peer_comm; significant
8
                    only at the local_leader (integer)
9
IN    tag             tag (integer)
10
OUT   newintercomm    new inter-communicator (handle)
11
12
13
int MPI_Intercomm_create(MPI_Comm local_comm, int local_leader,
14
                    MPI_Comm peer_comm, int remote_leader, int tag,
15
                    MPI_Comm *newintercomm)
16
17
MPI_Intercomm_create(local_comm, local_leader, peer_comm, remote_leader,
18
                    tag, newintercomm, ierror) BIND(C)
19
TYPE(MPI_Comm), INTENT(IN) :: local_comm, peer_comm
20
INTEGER, INTENT(IN) :: local_leader, remote_leader, tag
21
TYPE(MPI_Comm), INTENT(OUT) :: newintercomm
22
INTEGER, OPTIONAL, INTENT(OUT) :: ierror
23
24
MPI_INTERCOMM_CREATE(LOCAL_COMM, LOCAL_LEADER, PEER_COMM, REMOTE_LEADER,
25
                    TAG, NEWINTERCOMM, IERROR)
26
INTEGER LOCAL_COMM, LOCAL_LEADER, PEER_COMM, REMOTE_LEADER, TAG,
27
NEWINTERCOMM, IERROR
28
29
This call creates an inter-communicator. It is collective over the union of the local and
30
remote groups. Processes should provide identical local_comm and local_leader arguments
31
within each group. Wildcards are not permitted for remote_leader, local_leader, and tag.
32
33
MPI_INTERCOMM_MERGE(intercomm, high, newintracomm)
34
IN    intercomm      Inter-Communicator (handle)
35
IN    high           (logical)
36
OUT   newintracomm   new intra-communicator (handle)
37
38
39
int MPI_Intercomm_merge(MPI_Comm intercomm, int high,
40
                    MPI_Comm *newintracomm)
41
42
MPI_Intercomm_merge(intercomm, high, newintracomm, ierror) BIND(C)
43
TYPE(MPI_Comm), INTENT(IN) :: intercomm
44
LOGICAL, INTENT(IN) :: high
45
TYPE(MPI_Comm), INTENT(OUT) :: newintracomm
46
INTEGER, OPTIONAL, INTENT(OUT) :: ierror
47
48
MPI_INTERCOMM_MERGE(INTERCOMM, HIGH, NEWINTRACOMM, IERROR)

```

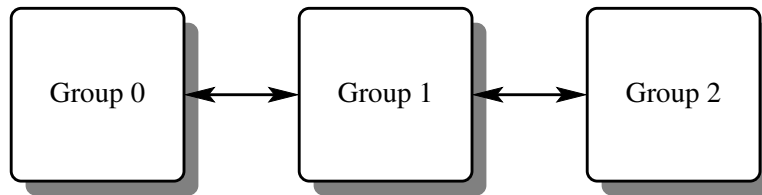


Figure 6.3: Three-group pipeline

```

10  INTEGER INTERCOMM, NEWINTRACOMM, IERROR
11  LOGICAL HIGH
  
```

This function creates an intra-communicator from the union of the two groups that are associated with `intercomm`. All processes should provide the same `high` value within each of the two groups. If processes in one group provided the value `high = false` and processes in the other group provided the value `high = true` then the union orders the “low” group before the “high” group. If all processes provided the same `high` argument then the order of the union is arbitrary. This call is blocking and collective within the union of the two groups.

The error handler on the new intercommunicator in each process is inherited from the communicator that contributes the local group. Note that this can result in different processes in the same communicator having different error handlers.

Advice to implementors. The implementation of `MPI_INTERCOMM_MERGE`, `MPI_COMM_FREE`, and `MPI_COMM_DUP` are similar to the implementation of `MPI_INTERCOMM_CREATE`, except that contexts private to the input inter-communicator are used for communication between group leaders rather than contexts inside a bridge communicator. (*End of advice to implementors.*)

6.6.3 Inter-Communication Examples

Example 1: Three-Group “Pipeline”

Groups 0 and 1 communicate. Groups 1 and 2 communicate. Therefore, group 0 requires one inter-communicator, group 1 requires two inter-communicators, and group 2 requires 1 inter-communicator.

```

36  int main(int argc, char *argv[])
37  {
38      MPI_Comm  myComm;          /* intra-communicator of local sub-group */
39      MPI_Comm  myFirstComm;    /* inter-communicator */
40      MPI_Comm  mySecondComm; /* second inter-communicator (group 1 only) */
41      int membershipKey;
42      int rank;
43
44      MPI_Init(&argc, &argv);
45      MPI_Comm_rank(MPI_COMM_WORLD, &rank);
46
47      /* User code must generate membershipKey in the range [0, 1, 2] */
48      membershipKey = rank % 3;
  
```

```

1
2  /* Build intra-communicator for local sub-group */
3  MPI_Comm_split(MPI_COMM_WORLD, membershipKey, rank, &myComm);
4
5  /* Build inter-communicators.  Tags are hard-coded. */
6  if (membershipKey == 0)
7  {
8      /* Group 0 communicates with group 1. */
9      MPI_Intercomm_create( myComm, 0, MPI_COMM_WORLD, 1,
10                          1, &myFirstComm);
11  }
12  else if (membershipKey == 1)
13  {
14      /* Group 1 communicates with groups 0 and 2. */
15      MPI_Intercomm_create( myComm, 0, MPI_COMM_WORLD, 0,
16                          1, &myFirstComm);
17      MPI_Intercomm_create( myComm, 0, MPI_COMM_WORLD, 2,
18                          12, &mySecondComm);
19  }
20  else if (membershipKey == 2)
21  {
22      /* Group 2 communicates with group 1. */
23      MPI_Intercomm_create( myComm, 0, MPI_COMM_WORLD, 1,
24                          12, &myFirstComm);
25  }
26
27  /* Do work ... */
28
29  switch(membershipKey) /* free communicators appropriately */
30  {
31  case 1:
32      MPI_Comm_free(&mySecondComm);
33  case 0:
34  case 2:
35      MPI_Comm_free(&myFirstComm);
36      break;
37  }
38
39  MPI_Finalize();
40  return 0;
41  }

```

Example 2: Three-Group "Ring"

Groups 0 and 1 communicate. Groups 1 and 2 communicate. Groups 0 and 2 communicate. Therefore, each requires two inter-communicators.

```

42
43
44  int main(int argc, char *argv[])
45  {
46      MPI_Comm  myComm;      /* intra-communicator of local sub-group */
47      MPI_Comm  myFirstComm; /* inter-communicators */
48

```

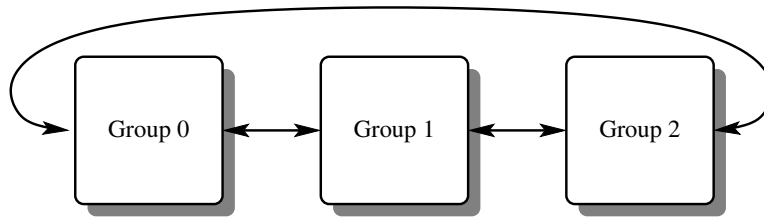


Figure 6.4: Three-group ring

```

1
2
3
4
5
6
7
8
9
10 MPI_Comm mySecondComm;
11 int membershipKey;
12 int rank;
13
14 MPI_Init(&argc, &argv);
15 MPI_Comm_rank(MPI_COMM_WORLD, &rank);
16 ...
17
18 /* User code must generate membershipKey in the range [0, 1, 2] */
19 membershipKey = rank % 3;
20
21 /* Build intra-communicator for local sub-group */
22 MPI_Comm_split(MPI_COMM_WORLD, membershipKey, rank, &myComm);
23
24 /* Build inter-communicators. Tags are hard-coded. */
25 if (membershipKey == 0)
26 {
27     /* Group 0 communicates with groups 1 and 2. */
28     MPI_Intercomm_create( myComm, 0, MPI_COMM_WORLD, 1,
29                          1, &myFirstComm);
30     MPI_Intercomm_create( myComm, 0, MPI_COMM_WORLD, 2,
31                          2, &mySecondComm);
32 }
33 else if (membershipKey == 1)
34 {
35     /* Group 1 communicates with groups 0 and 2. */
36     MPI_Intercomm_create( myComm, 0, MPI_COMM_WORLD, 0,
37                          1, &myFirstComm);
38     MPI_Intercomm_create( myComm, 0, MPI_COMM_WORLD, 2,
39                          12, &mySecondComm);
40 }
41 else if (membershipKey == 2)
42 {
43     /* Group 2 communicates with groups 0 and 1. */
44     MPI_Intercomm_create( myComm, 0, MPI_COMM_WORLD, 0,
45                          2, &myFirstComm);
46     MPI_Intercomm_create( myComm, 0, MPI_COMM_WORLD, 1,
47                          12, &mySecondComm);
48 }
49
50 /* Do some work ... */

```



```

/* Then free communicators before terminating... */
MPI_Comm_free(&myFirstComm);
MPI_Comm_free(&mySecondComm);
MPI_Comm_free(&myComm);
MPI_Finalize();
return 0;
}

```

6.7 Caching

MPI provides a “caching” facility that allows an application to attach arbitrary pieces of information, called *attributes*, to three kinds of MPI objects, communicators, windows, and datatypes. More precisely, the caching facility allows a portable library to do the following:

- pass information between calls by associating it with an MPI intra- or inter-communicator, window, or datatype,
- quickly retrieve that information, and
- be guaranteed that out-of-date information is never retrieved, even if the object is freed and its handle subsequently reused by MPI.

The caching capabilities, in some form, are required by built-in MPI routines such as collective communication and application topology. Defining an interface to these capabilities as part of the MPI standard is valuable because it permits routines like collective communication and application topologies to be implemented as portable code, and also because it makes MPI more extensible by allowing user-written routines to use standard MPI calling sequences.

Advice to users. The communicator `MPI_COMM_SELF` is a suitable choice for posting process-local attributes, via this attribute-caching mechanism. (*End of advice to users.*)

Rationale. In one extreme one can allow caching on all opaque handles. The other extreme is to only allow it on communicators. Caching has a cost associated with it and should only be allowed when it is clearly needed and the increased cost is modest. This is the reason that windows and datatypes were added but not other handles. (*End of rationale.*)

One difficulty is the potential for size differences between Fortran integers and C pointers. For this reason, the Fortran versions of these routines use integers of kind `MPI_ADDRESS_KIND`.

Advice to implementors. High-quality implementations should raise an error when a keyval that was created by a call to `MPI_XXX_CREATE_KEYVAL` is used with an object of the wrong type with a call to `MPI_YYY_GET_ATTR`, `MPI_YYY_SET_ATTR`, `MPI_YYY_DELETE_ATTR`, or `MPI_YYY_FREE_KEYVAL`. To do so, it is necessary to maintain, with each keyval, information on the type of the associated user function. (*End of advice to implementors.*)

6.7.1 Functionality

Attributes can be attached to communicators, windows, and datatypes. Attributes are local to the process and specific to the communicator to which they are attached. Attributes are not propagated by MPI from one communicator to another except when the communicator is duplicated using `MPI_COMM_DUP` or `MPI_COMM_IDUP` (and even then the application must give specific permission through callback functions for the attribute to be copied).

Advice to users. Attributes in C are of type `void *`. Typically, such an attribute will be a pointer to a structure that contains further information, or a handle to an MPI object. In Fortran, attributes are of type `INTEGER`. Such attribute can be a handle to an MPI object, or just an integer-valued attribute. (*End of advice to users.*)

Advice to implementors. Attributes are scalar values, equal in size to, or larger than a C-language pointer. Attributes can always hold an MPI handle. (*End of advice to implementors.*)

The caching interface defined here requires that attributes be stored by MPI opaquely within a communicator, window, and datatype. Accessor functions include the following:

- obtain a key value (used to identify an attribute); the user specifies “callback” functions by which MPI informs the application when the communicator is destroyed or copied.
- store and retrieve the value of an attribute;

Advice to implementors. Caching and callback functions are only called synchronously, in response to explicit application requests. This avoids problems that result from repeated crossings between user and system space. (This synchronous calling rule is a general property of MPI.)

The choice of key values is under control of MPI. This allows MPI to optimize its implementation of attribute sets. It also avoids conflict between independent modules caching information on the same communicators.

A much smaller interface, consisting of just a callback facility, would allow the entire caching facility to be implemented by portable code. However, with the minimal callback interface, some form of table searching is implied by the need to handle arbitrary communicators. In contrast, the more complete interface defined here permits rapid access to attributes through the use of pointers in communicators (to find the attribute table) and cleverly chosen key values (to retrieve individual attributes). In light of the efficiency “hit” inherent in the minimal interface, the more complete interface defined here is seen to be superior. (*End of advice to implementors.*)

MPI provides the following services related to caching. They are all process local.

6.7.2 Communicators

Functions for caching on communicators are:

```

MPI_COMM_CREATE_KEYVAL(comm_copy_attr_fn, comm_delete_attr_fn, comm_keyval,
                        extra_state)
1
2
3
IN      comm_copy_attr_fn      copy callback function for comm_keyval (function)
4
IN      comm_delete_attr_fn    delete callback function for comm_keyval (function)
5
OUT     comm_keyval            key value for future access (integer)
6
IN      extra_state            extra state for callback functions
7
8
9

```

```

int MPI_Comm_create_keyval(MPI_Comm_copy_attr_function *comm_copy_attr_fn,
                           MPI_Comm_delete_attr_function *comm_delete_attr_fn,
                           int *comm_keyval, void *extra_state)
10
11
12

```

```

MPI_Comm_create_keyval(comm_copy_attr_fn, comm_delete_attr_fn, comm_keyval,
                       extra_state, ierror) BIND(C)
13
14
PROCEDURE(MPI_Comm_copy_attr_function) :: comm_copy_attr_fn
15
PROCEDURE(MPI_Comm_delete_attr_function) :: comm_delete_attr_fn
16
INTEGER, INTENT(OUT) :: comm_keyval
17
INTEGER(KIND=MPI_ADDRESS_KIND), INTENT(IN) :: extra_state
18
INTEGER, OPTIONAL, INTENT(OUT) :: ierror
19
20

```

```

MPI_COMM_CREATE_KEYVAL(COMM_COPY_ATTR_FN, COMM_DELETE_ATTR_FN, COMM_KEYVAL,
                       EXTRA_STATE, IERROR)
21
22
EXTERNAL COMM_COPY_ATTR_FN, COMM_DELETE_ATTR_FN
23
INTEGER COMM_KEYVAL, IERROR
24
INTEGER(KIND=MPI_ADDRESS_KIND) EXTRA_STATE
25

```

Generates a new attribute key. Keys are locally unique in a process, and opaque to user, though they are explicitly stored in integers. Once allocated, the key value can be used to associate attributes and access them on any locally defined communicator.

The C callback functions are:

```

typedef int MPI_Comm_copy_attr_function(MPI_Comm oldcomm, int comm_keyval,
                                       void *extra_state, void *attribute_val_in,
                                       void *attribute_val_out, int *flag);
26
27
28
29
30
31
32
33

```

and

```

typedef int MPI_Comm_delete_attr_function(MPI_Comm comm, int comm_keyval,
                                       void *attribute_val, void *extra_state);
34
35
36

```

which are the same as the MPI-1.1 calls but with a new name. The old names are deprecated.

With the `mpi_f08` module, the Fortran callback functions are:

```

ABSTRACT INTERFACE
37
38
39
SUBROUTINE MPI_Comm_copy_attr_function(oldcomm, comm_keyval, extra_state,
attribute_val_in, attribute_val_out, flag, ierror) BIND(C)
40
41
TYPE(MPI_Comm) :: oldcomm
42
INTEGER :: comm_keyval, ierror
43
INTEGER(KIND=MPI_ADDRESS_KIND) :: extra_state, attribute_val_in,
44
attribute_val_out
45
LOGICAL :: flag
46
47

```

and

48

```

1 ABSTRACT INTERFACE
2   SUBROUTINE MPI_Comm_delete_attr_function(comm, comm_keyval,
3     attribute_val, extra_state, ierror) BIND(C)
4     TYPE(MPI_Comm) :: comm
5     INTEGER :: comm_keyval, ierror
6     INTEGER(KIND=MPI_ADDRESS_KIND) :: attribute_val, extra_state

```

With the `mpi` module and `mpif.h`, the Fortran callback functions are:

```

8 SUBROUTINE COMM_COPY_ATTR_FUNCTION(OLDCOMM, COMM_KEYVAL, EXTRA_STATE,
9     ATTRIBUTE_VAL_IN, ATTRIBUTE_VAL_OUT, FLAG, IERROR)
10    INTEGER OLDCOMM, COMM_KEYVAL, IERROR
11    INTEGER(KIND=MPI_ADDRESS_KIND) EXTRA_STATE, ATTRIBUTE_VAL_IN,
12    ATTRIBUTE_VAL_OUT
13    LOGICAL FLAG

```

and

```

15 SUBROUTINE COMM_DELETE_ATTR_FUNCTION(COMM, COMM_KEYVAL, ATTRIBUTE_VAL,
16     EXTRA_STATE, IERROR)
17    INTEGER COMM, COMM_KEYVAL, IERROR
18    INTEGER(KIND=MPI_ADDRESS_KIND) ATTRIBUTE_VAL, EXTRA_STATE

```

The `comm_copy_attr_fn` function is invoked when a communicator is duplicated by `MPI_COMM_DUP` or `MPI_COMM_IDUP`. `comm_copy_attr_fn` should be of type `MPI_Comm_copy_attr_function`. The copy callback function is invoked for each key value in `oldcomm` in arbitrary order. Each call to the copy callback is made with a key value and its corresponding attribute. If it returns `flag = 0` or `.FALSE.`, then the attribute is deleted in the duplicated communicator. Otherwise (`flag = 1` or `.TRUE.`), the new attribute value is set to the value returned in `attribute_val_out`. The function returns `MPI_SUCCESS` on success and an error code on failure (in which case `MPI_COMM_DUP` or `MPI_COMM_IDUP` will fail).

The argument `comm_copy_attr_fn` may be specified as `MPI_COMM_NULL_COPY_FN` or `MPI_COMM_DUP_FN` from either C or Fortran. `MPI_COMM_NULL_COPY_FN` is a function that does nothing other than returning `flag = 0` or `.FALSE.` (depending on whether the keyval was created with a C or Fortran binding to `MPI_COMM_CREATE_KEYVAL`) and `MPI_SUCCESS`. `MPI_COMM_DUP_FN` is a simple-minded copy function that sets `flag = 1` or `.TRUE.`, returns the value of `attribute_val_in` in `attribute_val_out`, and returns `MPI_SUCCESS`. These replace the MPI-1 predefined callbacks `MPI_NULL_COPY_FN` and `MPI_DUP_FN`, whose use is deprecated.

Advice to users. Even though both formal arguments `attribute_val_in` and `attribute_val_out` are of type `void *`, their usage differs. The C copy function is passed by MPI in `attribute_val_in` the *value* of the attribute, and in `attribute_val_out` the *address* of the attribute, so as to allow the function to return the (new) attribute value. The use of type `void *` for both is to avoid messy type casts.

A valid copy function is one that completely duplicates the information by making a full duplicate copy of the data structures implied by an attribute; another might just make another reference to that data structure, while using a reference-count mechanism. Other types of attributes might not copy at all (they might be specific to `oldcomm` only). (*End of advice to users.*)

Advice to implementors. A C interface should be assumed for copy and delete functions associated with key values created in C; a Fortran calling interface should be assumed for key values created in Fortran. (*End of advice to implementors.*)

Analogous to `comm_copy_attr_fn` is a callback deletion function, defined as follows. The `comm_delete_attr_fn` function is invoked when a communicator is deleted by `MPI_COMM_FREE` or when a call is made explicitly to `MPI_COMM_DELETE_ATTR`. `comm_delete_attr_fn` should be of type `MPI_Comm_delete_attr_function`.

This function is called by `MPI_COMM_FREE`, `MPI_COMM_DELETE_ATTR`, and `MPI_COMM_SET_ATTR` to do whatever is needed to remove an attribute. The function returns `MPI_SUCCESS` on success and an error code on failure (in which case `MPI_COMM_FREE` will fail).

The argument `comm_delete_attr_fn` may be specified as `MPI_COMM_NULL_DELETE_FN` from either C or Fortran. `MPI_COMM_NULL_DELETE_FN` is a function that does nothing, other than returning `MPI_SUCCESS`. `MPI_COMM_NULL_DELETE_FN` replaces `MPI_NULL_DELETE_FN`, whose use is deprecated.

If an attribute copy function or attribute delete function returns other than `MPI_SUCCESS`, then the call that caused it to be invoked (for example, `MPI_COMM_FREE`), is erroneous.

The special key value `MPI_KEYVAL_INVALID` is never returned by `MPI_COMM_CREATE_KEYVAL`. Therefore, it can be used for static initialization of key values.

Advice to implementors. The predefined Fortran functions `MPI_COMM_NULL_COPY_FN`, `MPI_COMM_DUP_FN`, and `MPI_COMM_NULL_DELETE_FN` are defined in the `mpi` module (and `mpif.h`) and the `mpi_f08` module with the same name, but with different interfaces. Each function can coexist twice with the same name in the same MPI library, one routine as an implicit interface outside of the `mpi` module, i.e., declared as `EXTERNAL`, and the other routine within `mpi_f08` declared with `CONTAINS`. These routines have different link names, which are also different to the link names used for the routines used in C. (*End of advice to implementors.*)

Advice to users. Callbacks, including the predefined Fortran functions `MPI_COMM_NULL_COPY_FN`, `MPI_COMM_DUP_FN`, and `MPI_COMM_NULL_DELETE_FN` should not be passed from one application routine that uses the `mpi_f08` module to another application routine that uses the `mpi` module or `mpif.h`, and vice versa; see also the advice to users on page 654. (*End of advice to users.*)

`MPI_COMM_FREE_KEYVAL(comm_keyval)`

INOUT `comm_keyval` key value (integer)

`int MPI_Comm_free_keyval(int *comm_keyval)`

`MPI_Comm_free_keyval(comm_keyval, ierror) BIND(C)`

```

1        INTEGER, INTENT(INOUT) :: comm_keyval
2        INTEGER, OPTIONAL, INTENT(OUT) :: ierror
3
4 MPI_COMM_FREE_KEYVAL(COMM_KEYVAL, IERROR)
5        INTEGER COMM_KEYVAL, IERROR

```

6 Frees an extant attribute key. This function sets the value of `keyval` to
7 `MPI_KEYVAL_INVALID`. Note that it is not erroneous to free an attribute key that is in use,
8 because the actual free does not transpire until after all references (in other communicators
9 on the process) to the key have been freed. These references need to be explicitly freed by the
10 program, either via calls to `MPI_COMM_DELETE_ATTR` that free one attribute instance,
11 or by calls to `MPI_COMM_FREE` that free all attribute instances associated with the freed
12 communicator.

```

14 MPI_COMM_SET_ATTR(comm, comm_keyval, attribute_val)

```

16	INOUT	comm	communicator from which attribute will be attached (handle)
18	IN	comm_keyval	key value (integer)
20	IN	attribute_val	attribute value

```

21
22 int MPI_Comm_set_attr(MPI_Comm comm, int comm_keyval, void *attribute_val)

```

```

23 MPI_Comm_set_attr(comm, comm_keyval, attribute_val, ierror) BIND(C)

```

```

24        TYPE(MPI_Comm), INTENT(IN) :: comm
25        INTEGER, INTENT(IN) :: comm_keyval
26        INTEGER(KIND=MPI_ADDRESS_KIND), INTENT(IN) :: attribute_val
27        INTEGER, OPTIONAL, INTENT(OUT) :: ierror
28

```

```

29 MPI_COMM_SET_ATTR(COMM, COMM_KEYVAL, ATTRIBUTE_VAL, IERROR)

```

```

30        INTEGER COMM, COMM_KEYVAL, IERROR
31        INTEGER(KIND=MPI_ADDRESS_KIND) ATTRIBUTE_VAL

```

32 This function stores the stipulated attribute value `attribute_val` for subsequent retrieval
33 by `MPI_COMM_GET_ATTR`. If the value is already present, then the outcome is as if
34 `MPI_COMM_DELETE_ATTR` was first called to delete the previous value (and the callback
35 function `comm_delete_attr_fn` was executed), and a new value was next stored. The call
36 is erroneous if there is no key with value `keyval`; in particular `MPI_KEYVAL_INVALID` is an
37 erroneous key value. The call will fail if the `comm_delete_attr_fn` function returned an error
38 code other than `MPI_SUCCESS`.

```

39
40
41
42
43
44
45
46
47
48

```

```

MPI_COMM_GET_ATTR(comm, comm_keyval, attribute_val, flag) 1
    IN      comm      communicator to which the attribute is attached (han- 2
                                dle) 3
    IN      comm_keyval  key value (integer) 4
    OUT     attribute_val  attribute value, unless flag = false 5
    OUT     flag        false if no attribute is associated with the key (logical) 6
                                                    7
                                                    8
int MPI_Comm_get_attr(MPI_Comm comm, int comm_keyval, void *attribute_val, 9
                    int *flag) 10
MPI_Comm_get_attr(comm, comm_keyval, attribute_val, flag, ierror) BIND(C) 11
    TYPE(MPI_Comm), INTENT(IN) :: comm 12
    INTEGER, INTENT(IN) :: comm_keyval 13
    INTEGER(KIND=MPI_ADDRESS_KIND), INTENT(OUT) :: attribute_val 14
    LOGICAL, INTENT(OUT) :: flag 15
    INTEGER, OPTIONAL, INTENT(OUT) :: ierror 16
MPI_COMM_GET_ATTR(COMM, COMM_KEYVAL, ATTRIBUTE_VAL, FLAG, IERROR) 17
    INTEGER COMM, COMM_KEYVAL, IERROR 18
    INTEGER(KIND=MPI_ADDRESS_KIND) ATTRIBUTE_VAL 19
    LOGICAL FLAG 20
Retrieves attribute value by key. The call is erroneous if there is no key with value 21
keyval. On the other hand, the call is correct if the key value exists, but no attribute is 22
attached on comm for that key; in such case, the call returns flag = false. In particular 23
MPI_KEYVAL_INVALID is an erroneous key value. 24
Advice to users. The call to MPI_Comm_set_attr passes in attribute_val the value of 25
the attribute; the call to MPI_Comm_get_attr passes in attribute_val the address of the 26
location where the attribute value is to be returned. Thus, if the attribute value itself is 27
a pointer of type void*, then the actual attribute_val parameter to MPI_Comm_set_attr 28
will be of type void* and the actual attribute_val parameter to MPI_Comm_get_attr 29
will be of type void**. (End of advice to users.) 30
Rationale. The use of a formal parameter attribute_val of type void* (rather than 31
void**) avoids the messy type casting that would be needed if the attribute value is 32
declared with a type other than void*. (End of rationale.) 33
MPI_COMM_DELETE_ATTR(comm, comm_keyval) 34
    INOUT   comm      communicator from which the attribute is deleted (han- 35
                                dle) 36
    IN      comm_keyval  key value (integer) 37
int MPI_Comm_delete_attr(MPI_Comm comm, int comm_keyval) 38
MPI_Comm_delete_attr(comm, comm_keyval, ierror) BIND(C) 39

```

```

1       TYPE(MPI_Comm), INTENT(IN) :: comm
2       INTEGER, INTENT(IN) :: comm_keyval
3       INTEGER, OPTIONAL, INTENT(OUT) :: ierror
4
5 MPI_COMM_DELETE_ATTR(COMM, COMM_KEYVAL, IERROR)
6       INTEGER COMM, COMM_KEYVAL, IERROR

```

Delete attribute from cache by key. This function invokes the attribute delete function `comm_delete_attr_fn` specified when the keyval was created. The call will fail if the `comm_delete_attr_fn` function returns an error code other than `MPI_SUCCESS`.

Whenever a communicator is replicated using the function `MPI_COMM_DUP` or `MPI_COMM_IDUP`, all call-back copy functions for attributes that are currently set are invoked (in arbitrary order). Whenever a communicator is deleted using the function `MPI_COMM_FREE` all callback delete functions for attributes that are currently set are invoked.

6.7.3 Windows

The functions for caching on windows are:

```

20 MPI_WIN_CREATE_KEYVAL(win_copy_attr_fn, win_delete_attr_fn, win_keyval, extra_state)

```

23	IN	<code>win_copy_attr_fn</code>	copy callback function for <code>win_keyval</code> (function)
24	IN	<code>win_delete_attr_fn</code>	delete callback function for <code>win_keyval</code> (function)
25	OUT	<code>win_keyval</code>	key value for future access (integer)
26			
27	IN	<code>extra_state</code>	extra state for callback functions

```

29 int MPI_Win_create_keyval(MPI_Win_copy_attr_function *win_copy_attr_fn,
30                           MPI_Win_delete_attr_function *win_delete_attr_fn,
31                           int *win_keyval, void *extra_state)

```

```

32 MPI_Win_create_keyval(win_copy_attr_fn, win_delete_attr_fn, win_keyval,
33                       extra_state, ierror) BIND(C)

```

```

34       PROCEDURE(MPI_Win_copy_attr_function) :: win_copy_attr_fn
35       PROCEDURE(MPI_Win_delete_attr_function) :: win_delete_attr_fn
36       INTEGER, INTENT(OUT) :: win_keyval
37       INTEGER(KIND=MPI_ADDRESS_KIND), INTENT(IN) :: extra_state
38       INTEGER, OPTIONAL, INTENT(OUT) :: ierror

```

```

39 MPI_WIN_CREATE_KEYVAL(WIN_COPY_ATTR_FN, WIN_DELETE_ATTR_FN, WIN_KEYVAL,
40                       EXTRA_STATE, IERROR)

```

```

41       EXTERNAL WIN_COPY_ATTR_FN, WIN_DELETE_ATTR_FN
42       INTEGER WIN_KEYVAL, IERROR
43       INTEGER(KIND=MPI_ADDRESS_KIND) EXTRA_STATE

```

The argument `win_copy_attr_fn` may be specified as `MPI_WIN_NULL_COPY_FN` or `MPI_WIN_DUP_FN` from either C or Fortran. `MPI_WIN_NULL_COPY_FN` is a function that does nothing other than returning `flag = 0` and `MPI_SUCCESS`. `MPI_WIN_DUP_FN` is

a simple-minded copy function that sets `flag = 1`, returns the value of `attribute_val_in` in `attribute_val_out`, and returns `MPI_SUCCESS`.

The argument `win_delete_attr_fn` may be specified as `MPI_WIN_NULL_DELETE_FN` from either C or Fortran. `MPI_WIN_NULL_DELETE_FN` is a function that does nothing, other than returning `MPI_SUCCESS`.

The C callback functions are:

```
typedef int MPI_Win_copy_attr_function(MPI_Win oldwin, int win_keyval,
                                       void *extra_state, void *attribute_val_in,
                                       void *attribute_val_out, int *flag);
```

and

```
typedef int MPI_Win_delete_attr_function(MPI_Win win, int win_keyval,
                                       void *attribute_val, void *extra_state);
```

With the `mpi_f08` module, the Fortran callback functions are:

ABSTRACT INTERFACE

```
SUBROUTINE MPI_Win_copy_attr_function(oldwin, win_keyval, extra_state,
  attribute_val_in, attribute_val_out, flag, ierror) BIND(C)
  TYPE(MPI_Win) :: oldwin
  INTEGER :: win_keyval, ierror
  INTEGER(KIND=MPI_ADDRESS_KIND) :: extra_state, attribute_val_in,
  attribute_val_out
  LOGICAL :: flag
```

and

ABSTRACT INTERFACE

```
SUBROUTINE MPI_Win_delete_attr_function(win, win_keyval, attribute_val,
  extra_state, ierror) BIND(C)
  TYPE(MPI_Win) :: win
  INTEGER :: win_keyval, ierror
  INTEGER(KIND=MPI_ADDRESS_KIND) :: attribute_val, extra_state
```

With the `mpi` module and `mpif.h`, the Fortran callback functions are:

```
SUBROUTINE WIN_COPY_ATTR_FUNCTION(OLDWIN, WIN_KEYVAL, EXTRA_STATE,
  ATTRIBUTE_VAL_IN, ATTRIBUTE_VAL_OUT, FLAG, IERROR)
  INTEGER OLDWIN, WIN_KEYVAL, IERROR
  INTEGER(KIND=MPI_ADDRESS_KIND) EXTRA_STATE, ATTRIBUTE_VAL_IN,
  ATTRIBUTE_VAL_OUT
  LOGICAL FLAG
```

and

```
SUBROUTINE WIN_DELETE_ATTR_FUNCTION(WIN, WIN_KEYVAL, ATTRIBUTE_VAL,
  EXTRA_STATE, IERROR)
  INTEGER WIN, WIN_KEYVAL, IERROR
  INTEGER(KIND=MPI_ADDRESS_KIND) ATTRIBUTE_VAL, EXTRA_STATE
```

If an attribute copy function or attribute delete function returns other than `MPI_SUCCESS`, then the call that caused it to be invoked (for example, `MPI_WIN_FREE`), is erroneous.

```

1  MPI_WIN_FREE_KEYVAL(win_keyval)
2      INOUT    win_keyval                key value (integer)
3
4
5  int MPI_Win_free_keyval(int *win_keyval)
6
7  MPI_Win_free_keyval(win_keyval, ierror) BIND(C)
8      INTEGER, INTENT(INOUT) :: win_keyval
9      INTEGER, OPTIONAL, INTENT(OUT) :: ierror
10
11 MPI_WIN_FREE_KEYVAL(WIN_KEYVAL, IERROR)
12     INTEGER WIN_KEYVAL, IERROR
13
14 MPI_WIN_SET_ATTR(win, win_keyval, attribute_val)
15     INOUT    win                        window to which attribute will be attached (handle)
16     IN      win_keyval                  key value (integer)
17     IN      attribute_val                attribute value
18
19
20 int MPI_Win_set_attr(MPI_Win win, int win_keyval, void *attribute_val)
21
22 MPI_Win_set_attr(win, win_keyval, attribute_val, ierror) BIND(C)
23     TYPE(MPI_Win), INTENT(IN) :: win
24     INTEGER, INTENT(IN) :: win_keyval
25     INTEGER(KIND=MPI_ADDRESS_KIND), INTENT(IN) :: attribute_val
26     INTEGER, OPTIONAL, INTENT(OUT) :: ierror
27
28 MPI_WIN_SET_ATTR(WIN, WIN_KEYVAL, ATTRIBUTE_VAL, IERROR)
29     INTEGER WIN, WIN_KEYVAL, IERROR
30     INTEGER(KIND=MPI_ADDRESS_KIND) ATTRIBUTE_VAL
31
32 MPI_WIN_GET_ATTR(win, win_keyval, attribute_val, flag)
33
34     IN      win                        window to which the attribute is attached (handle)
35     IN      win_keyval                  key value (integer)
36     OUT     attribute_val                attribute value, unless flag = false
37     OUT     flag                        false if no attribute is associated with the key (logical)
38
39
40 int MPI_Win_get_attr(MPI_Win win, int win_keyval, void *attribute_val,
41                     int *flag)
42
43 MPI_Win_get_attr(win, win_keyval, attribute_val, flag, ierror) BIND(C)
44     TYPE(MPI_Win), INTENT(IN) :: win
45     INTEGER, INTENT(IN) :: win_keyval
46     INTEGER(KIND=MPI_ADDRESS_KIND), INTENT(OUT) :: attribute_val
47     LOGICAL, INTENT(OUT) :: flag
48     INTEGER, OPTIONAL, INTENT(OUT) :: ierror

```

```

MPI_WIN_GET_ATTR(WIN, WIN_KEYVAL, ATTRIBUTE_VAL, FLAG, IERROR) 1
    INTEGER WIN, WIN_KEYVAL, IERROR 2
    INTEGER(KIND=MPI_ADDRESS_KIND) ATTRIBUTE_VAL 3
    LOGICAL FLAG 4
    5
    6
MPI_WIN_DELETE_ATTR(win, win_keyval) 7
    INOUT win window from which the attribute is deleted (handle) 8
    IN win_keyval key value (integer) 9
    10
    11
int MPI_Win_delete_attr(MPI_Win win, int win_keyval) 12
MPI_Win_delete_attr(win, win_keyval, ierror) BIND(C) 13
    TYPE(MPI_Win), INTENT(IN) :: win 14
    INTEGER, INTENT(IN) :: win_keyval 15
    INTEGER, OPTIONAL, INTENT(OUT) :: ierror 16
MPI_WIN_DELETE_ATTR(WIN, WIN_KEYVAL, IERROR) 17
    INTEGER WIN, WIN_KEYVAL, IERROR 18
    19
    20
    21

```

6.7.4 Datatypes

The new functions for caching on datatypes are:

```

MPI_TYPE_CREATE_KEYVAL(type_copy_attr_fn, type_delete_attr_fn, type_keyval, 22
    extra_state) 23
    24
    25
    IN type_copy_attr_fn copy callback function for type_keyval (function) 26
    IN type_delete_attr_fn delete callback function for type_keyval (function) 27
    OUT type_keyval key value for future access (integer) 28
    IN extra_state extra state for callback functions 29
    30
    31
    32
    33
    34
int MPI_Type_create_keyval(MPI_Type_copy_attr_function *type_copy_attr_fn, 35
    MPI_Type_delete_attr_function *type_delete_attr_fn, 36
    int *type_keyval, void *extra_state) 37
MPI_Type_create_keyval(type_copy_attr_fn, type_delete_attr_fn, type_keyval, 38
    extra_state, ierror) BIND(C) 39
    PROCEDURE(MPI_Type_copy_attr_function) :: type_copy_attr_fn 40
    PROCEDURE(MPI_Type_delete_attr_function) :: type_delete_attr_fn 41
    INTEGER, INTENT(OUT) :: type_keyval 42
    INTEGER(KIND=MPI_ADDRESS_KIND), INTENT(IN) :: extra_state 43
    INTEGER, OPTIONAL, INTENT(OUT) :: ierror 44
    45
MPI_TYPE_CREATE_KEYVAL(TYPE_COPY_ATTR_FN, TYPE_DELETE_ATTR_FN, TYPE_KEYVAL, 46
    EXTRA_STATE, IERROR) 47
    EXTERNAL TYPE_COPY_ATTR_FN, TYPE_DELETE_ATTR_FN 48
    49

```

```

1        INTEGER TYPE_KEYVAL, IERROR
2        INTEGER(KIND=MPI_ADDRESS_KIND) EXTRA_STATE

```

3
4 The argument `type_copy_attr_fn` may be specified as `MPI_TYPE_NULL_COPY_FN` or `MPI_TYPE_DUP_FN` from either C or Fortran. `MPI_TYPE_NULL_COPY_FN` is a function that does nothing other than returning `flag = 0` and `MPI_SUCCESS`. `MPI_TYPE_DUP_FN` is a simple-minded copy function that sets `flag = 1`, returns the value of `attribute_val_in` in `attribute_val_out`, and returns `MPI_SUCCESS`.

5
6
7
8
9 The argument `type_delete_attr_fn` may be specified as `MPI_TYPE_NULL_DELETE_FN` from either C or Fortran. `MPI_TYPE_NULL_DELETE_FN` is a function that does nothing, other than returning `MPI_SUCCESS`.

10
11 The C callback functions are:

```

12        typedef int MPI_Type_copy_attr_function(MPI_Datatype oldtype,
13                                                int type_keyval, void *extra_state, void *attribute_val_in,
14                                                void *attribute_val_out, int *flag);

```

15
16 and

```

17        typedef int MPI_Type_delete_attr_function(MPI_Datatype datatype,
18                                                int type_keyval, void *attribute_val, void *extra_state);

```

19
20 With the `mpi_f08` module, the Fortran callback functions are:

```

21        ABSTRACT INTERFACE
22            SUBROUTINE MPI_Type_copy_attr_function(oldtype, type_keyval, extra_state,
23                                                    attribute_val_in, attribute_val_out, flag, ierror) BIND(C)
24                TYPE(MPI_Datatype) :: oldtype
25                INTEGER :: type_keyval, ierror
26                INTEGER(KIND=MPI_ADDRESS_KIND) :: extra_state, attribute_val_in,
27                                                    attribute_val_out
28                LOGICAL :: flag

```

29 and

```

30        ABSTRACT INTERFACE
31            SUBROUTINE MPI_Type_delete_attr_function(datatype, type_keyval,
32                                                    attribute_val, extra_state, ierror) BIND(C)
33                TYPE(MPI_Datatype) :: datatype
34                INTEGER :: type_keyval, ierror
35                INTEGER(KIND=MPI_ADDRESS_KIND) :: attribute_val, extra_state

```

36
37 With the `mpi` module and `mpif.h`, the Fortran callback functions are:

```

38        SUBROUTINE TYPE_COPY_ATTR_FUNCTION(OLDTYPE, TYPE_KEYVAL, EXTRA_STATE,
39                                            ATTRIBUTE_VAL_IN, ATTRIBUTE_VAL_OUT, FLAG, IERROR)
40            INTEGER OLDTYPE, TYPE_KEYVAL, IERROR
41            INTEGER(KIND=MPI_ADDRESS_KIND) EXTRA_STATE,
42                                            ATTRIBUTE_VAL_IN, ATTRIBUTE_VAL_OUT
43            LOGICAL FLAG

```

44 and

```

45        SUBROUTINE TYPE_DELETE_ATTR_FUNCTION(DATATYPE, TYPE_KEYVAL, ATTRIBUTE_VAL,
46                                            EXTRA_STATE, IERROR)
47            INTEGER DATATYPE, TYPE_KEYVAL, IERROR

```

48

```

    INTEGER(KIND=MPI_ADDRESS_KIND) ATTRIBUTE_VAL, EXTRA_STATE 1
    2
    If an attribute copy function or attribute delete function returns other than 3
    MPI_SUCCESS, then the call that caused it to be invoked (for example, MPI_TYPE_FREE), 4
    is erroneous. 5
    6
    MPI_TYPE_FREE_KEYVAL(type_keyval) 7
    INOUT    type_keyval                key value (integer) 8
    9
    10
    int MPI_Type_free_keyval(int *type_keyval) 11
    12
    MPI_Type_free_keyval(type_keyval, ierror) BIND(C) 13
    INTEGER, INTENT(INOUT) :: type_keyval 14
    INTEGER, OPTIONAL, INTENT(OUT) :: ierror 15
    16
    MPI_TYPE_FREE_KEYVAL(TYPE_KEYVAL, IERROR) 17
    INTEGER TYPE_KEYVAL, IERROR 18
    19
    MPI_TYPE_SET_ATTR(datatype, type_keyval, attribute_val) 20
    INOUT    datatype                    datatype to which attribute will be attached (handle) 21
    22
    IN       type_keyval                  key value (integer) 23
    24
    IN       attribute_val                 attribute value 25
    26
    int MPI_Type_set_attr(MPI_Datatype datatype, int type_keyval, 27
    void *attribute_val) 28
    29
    MPI_Type_set_attr(datatype, type_keyval, attribute_val, ierror) BIND(C) 29
    TYPE(MPI_Datatype), INTENT(IN) :: datatype 30
    INTEGER, INTENT(IN) :: type_keyval 31
    INTEGER(KIND=MPI_ADDRESS_KIND), INTENT(IN) :: attribute_val 32
    INTEGER, OPTIONAL, INTENT(OUT) :: ierror 33
    34
    MPI_TYPE_SET_ATTR(DATATYPE, TYPE_KEYVAL, ATTRIBUTE_VAL, IERROR) 35
    INTEGER DATATYPE, TYPE_KEYVAL, IERROR 36
    INTEGER(KIND=MPI_ADDRESS_KIND) ATTRIBUTE_VAL 37
    38
    MPI_TYPE_GET_ATTR(datatype, type_keyval, attribute_val, flag) 39
    40
    IN       datatype                    datatype to which the attribute is attached (handle) 41
    42
    IN       type_keyval                  key value (integer) 43
    44
    OUT      attribute_val                 attribute value, unless flag = false 44
    45
    OUT      flag                          false if no attribute is associated with the key (logical) 45
    46
    int MPI_Type_get_attr(MPI_Datatype datatype, int type_keyval, void 47
    *attribute_val, int *flag) 48

```

```

1 MPI_Type_get_attr(datatype, type_keyval, attribute_val, flag, ierror)
2     BIND(C)
3     TYPE(MPI_Datatype), INTENT(IN) :: datatype
4     INTEGER, INTENT(IN) :: type_keyval
5     INTEGER(KIND=MPI_ADDRESS_KIND), INTENT(OUT) :: attribute_val
6     LOGICAL, INTENT(OUT) :: flag
7     INTEGER, OPTIONAL, INTENT(OUT) :: ierror
8
9 MPI_TYPE_GET_ATTR(DATATYPE, TYPE_KEYVAL, ATTRIBUTE_VAL, FLAG, IERROR)
10    INTEGER DATATYPE, TYPE_KEYVAL, IERROR
11    INTEGER(KIND=MPI_ADDRESS_KIND) ATTRIBUTE_VAL
12    LOGICAL FLAG
13
14
15 MPI_Type_delete_attr(datatype, type_keyval)
16     INOUT  datatype          datatype from which the attribute is deleted (handle)
17     IN     type_keyval      key value (integer)
18
19
20 int MPI_Type_delete_attr(MPI_Datatype datatype, int type_keyval)
21
22 MPI_Type_delete_attr(datatype, type_keyval, ierror) BIND(C)
23     TYPE(MPI_Datatype), INTENT(IN) :: datatype
24     INTEGER, INTENT(IN) :: type_keyval
25     INTEGER, OPTIONAL, INTENT(OUT) :: ierror
26
27 MPI_TYPE_DELETE_ATTR(DATATYPE, TYPE_KEYVAL, IERROR)
28     INTEGER DATATYPE, TYPE_KEYVAL, IERROR
29

```

6.7.5 Error Class for Invalid Keyval

Key values for attributes are system-allocated, by `MPI_{TYPE,COMM,WIN}_CREATE_KEYVAL`. Only such values can be passed to the functions that use key values as input arguments. In order to signal that an erroneous key value has been passed to one of these functions, there is a new MPI error class: `MPI_ERR_KEYVAL`. It can be returned by `MPI_ATTR_PUT`, `MPI_ATTR_GET`, `MPI_ATTR_DELETE`, `MPI_KEYVAL_FREE`, `MPI_{TYPE,COMM,WIN}_DELETE_ATTR`, `MPI_{TYPE,COMM,WIN}_SET_ATTR`, `MPI_{TYPE,COMM,WIN}_GET_ATTR`, `MPI_{TYPE,COMM,WIN}_FREE_KEYVAL`, `MPI_COMM_DUP`, `MPI_COMM_IDUP`, `MPI_COMM_DISCONNECT`, and `MPI_COMM_FREE`. The last four are included because `keyval` is an argument to the copy and delete functions for attributes.

6.7.6 Attributes Example

Advice to users. This example shows how to write a collective communication operation that uses caching to be more efficient after the first call. (*End of advice to users.*)

47
48

```
/* key for this module's stuff: */ 1
static int gop_key = MPI_KEYVAL_INVALID; 2
 3
typedef struct 4
{ 5
    int ref_count;          /* reference count */ 6
    /* other stuff, whatever else we want */ 7
} gop_stuff_type; 8
 9

void Efficient_Collective_Op (MPI_Comm comm, ...) 10
{ 11
    gop_stuff_type *gop_stuff; 12
    MPI_Group      group; 13
    int            foundflag; 14
 15
    MPI_Comm_group(comm, &group); 16
 17

    if (gop_key == MPI_KEYVAL_INVALID) /* get a key on first call ever */ 18
    { 19
        if ( ! MPI_Comm_create_keyval( gop_stuff_copier, 20
                                       gop_stuff_destructor, 21
                                       &gop_key, (void *)0)); 22
        /* get the key while assigning its copy and delete callback 23
           behavior. */ 24
 25

        MPI_Abort (comm, 99); 26
    } 27
 28

    MPI_Comm_get_attr (comm, gop_key, &gop_stuff, &foundflag); 29
    if (foundflag) 30
    { /* This module has executed in this group before. 31
       We will use the cached information */ 32
    } 33
    else 34
    { /* This is a group that we have not yet cached anything in. 35
       We will now do so. 36
       */ 37
 38

        /* First, allocate storage for the stuff we want, 39
           and initialize the reference count */ 40
 41

        gop_stuff = (gop_stuff_type *) malloc (sizeof(gop_stuff_type)); 42
        if (gop_stuff == NULL) { /* abort on out-of-memory error */ } 43
 44

        gop_stuff -> ref_count = 1; 45
 46

        /* Second, fill in *gop_stuff with whatever we want. 47
           This part isn't shown here */ 48
```

```

1
2     /* Third, store gop_stuff as the attribute value */
3     MPI_Comm_set_attr (comm, gop_key, gop_stuff);
4 }
5     /* Then, in any case, use contents of *gop_stuff
6     to do the global op ... */
7 }
8
9     /* The following routine is called by MPI when a group is freed */
10
11     int gop_stuff_destructor (MPI_Comm comm, int keyval, void *gop_stuffP,
12                             void *extra)
13     {
14         gop_stuff_type *gop_stuff = (gop_stuff_type *)gop_stuffP;
15         if (keyval != gop_key) { /* abort -- programming error */ }
16
17         /* The group's being freed removes one reference to gop_stuff */
18         gop_stuff -> ref_count -= 1;
19
20         /* If no references remain, then free the storage */
21         if (gop_stuff -> ref_count == 0) {
22             free((void *)gop_stuff);
23         }
24         return MPI_SUCCESS;
25     }
26
27     /* The following routine is called by MPI when a group is copied */
28     int gop_stuff_copier (MPI_Comm comm, int keyval, void *extra,
29                          void *gop_stuff_inP, void *gop_stuff_outP, int *flag)
30     {
31         gop_stuff_type *gop_stuff_in = (gop_stuff_type *)gop_stuff_inP;
32         gop_stuff_type **gop_stuff_out = (gop_stuff_type **)gop_stuff_outP;
33         if (keyval != gop_key) { /* abort -- programming error */ }
34
35         /* The new group adds one reference to this gop_stuff */
36         gop_stuff_in -> ref_count += 1;
37         *gop_stuff_out = gop_stuff_in;
38         return MPI_SUCCESS;
39     }
40
41
42
43
44
45
46
47
48

```

6.8 Naming Objects

There are many occasions on which it would be useful to allow a user to associate a printable identifier with an MPI communicator, window, or datatype, for instance error reporting, debugging, and profiling. The names attached to opaque objects do not propagate when the object is duplicated or copied by MPI routines. For communicators this can be achieved using the following two functions.


```

MPI_COMM_SET_NAME (comm, comm_name) 1
    INOUT    comm                      communicator whose identifier is to be set (handle) 2
    IN       comm_name                 the character string which is remembered as the name 3
                                         (string) 4
                                         5
                                         6
int MPI_Comm_set_name(MPI_Comm comm, const char *comm_name) 7
MPI_Comm_set_name(comm, comm_name, ierror) BIND(C) 8
    TYPE(MPI_Comm), INTENT(IN) :: comm 9
    CHARACTER(LEN=*), INTENT(IN) :: comm_name 10
    INTEGER, OPTIONAL, INTENT(OUT) :: ierror 11
MPI_COMM_SET_NAME(COMM, COMM_NAME, IERROR) 12
    INTEGER COMM, IERROR 13
    CHARACTER*(*) COMM_NAME 14

```

MPI_COMM_SET_NAME allows a user to associate a name string with a communicator. The character string which is passed to MPI_COMM_SET_NAME will be saved inside the MPI library (so it can be freed by the caller immediately after the call, or allocated on the stack). Leading spaces in name are significant but trailing ones are not.

MPI_COMM_SET_NAME is a local (non-collective) operation, which only affects the name of the communicator as seen in the process which made the MPI_COMM_SET_NAME call. There is no requirement that the same (or any) name be assigned to a communicator in every process where it exists.

Advice to users. Since MPI_COMM_SET_NAME is provided to help debug code, it is sensible to give the same name to a communicator in all of the processes where it exists, to avoid confusion. (*End of advice to users.*)

The length of the name which can be stored is limited to the value of MPI_MAX_OBJECT_NAME in Fortran and MPI_MAX_OBJECT_NAME-1 in C to allow for the null terminator. Attempts to put names longer than this will result in truncation of the name. MPI_MAX_OBJECT_NAME must have a value of at least 64.

Advice to users. Under circumstances of store exhaustion an attempt to put a name of any length could fail, therefore the value of MPI_MAX_OBJECT_NAME should be viewed only as a strict upper bound on the name length, not a guarantee that setting names of less than this length will always succeed. (*End of advice to users.*)

Advice to implementors. Implementations which pre-allocate a fixed size space for a name should use the length of that allocation as the value of MPI_MAX_OBJECT_NAME. Implementations which allocate space for the name from the heap should still define MPI_MAX_OBJECT_NAME to be a relatively small value, since the user has to allocate space for a string of up to this size when calling MPI_COMM_GET_NAME. (*End of advice to implementors.*)

```

1 MPI_COMM_GET_NAME (comm, comm_name, resultlen)
2   IN      comm      communicator whose name is to be returned (handle)
3
4   OUT     comm_name  the name previously stored on the communicator, or
5                       an empty string if no such name exists (string)
6
7   OUT     resultlen  length of returned name (integer)

```

```

8 int MPI_Comm_get_name(MPI_Comm comm, char *comm_name, int *resultlen)
9

```

```

10 MPI_Comm_get_name(comm, comm_name, resultlen, ierror) BIND(C)
11   TYPE(MPI_Comm), INTENT(IN) :: comm
12   CHARACTER(LEN=MPI_MAX_OBJECT_NAME), INTENT(OUT) :: comm_name
13   INTEGER, INTENT(OUT) :: resultlen
14   INTEGER, OPTIONAL, INTENT(OUT) :: ierror

```

```

15 MPI_COMM_GET_NAME(COMM, COMM_NAME, RESULTLEN, IERROR)
16   INTEGER COMM, RESULTLEN, IERROR
17   CHARACTER*(*) COMM_NAME
18

```

MPI_COMM_GET_NAME returns the last name which has previously been associated with the given communicator. The name may be set and retrieved from any language. The same name will be returned independent of the language used. name should be allocated so that it can hold a resulting string of length MPI_MAX_OBJECT_NAME characters.

MPI_COMM_GET_NAME returns a copy of the set name in name.

In C, a null character is additionally stored at name[resultlen]. The value of resultlen cannot be larger than MPI_MAX_OBJECT_NAME-1. In Fortran, name is padded on the right with blank characters. The value of resultlen cannot be larger than MPI_MAX_OBJECT_NAME.

If the user has not associated a name with a communicator, or an error occurs, MPI_COMM_GET_NAME will return an empty string (all spaces in Fortran, "" in C). The three predefined communicators will have predefined names associated with them. Thus, the names of MPI_COMM_WORLD, MPI_COMM_SELF, and the communicator returned by MPI_COMM_GET_PARENT (if not MPI_COMM_NULL) will have the default of MPI_COMM_WORLD, MPI_COMM_SELF, and MPI_COMM_PARENT. The fact that the system may have chosen to give a default name to a communicator does not prevent the user from setting a name on the same communicator; doing this removes the old name and assigns the new one.

Rationale. We provide separate functions for setting and getting the name of a communicator, rather than simply providing a predefined attribute key for the following reasons:

- It is not, in general, possible to store a string as an attribute from Fortran.
- It is not easy to set up the delete function for a string attribute unless it is known to have been allocated from the heap.
- To make the attribute key useful additional code to call `strdup` is necessary. If this is not standardized then users have to write it. This is extra unneeded work which we can easily eliminate.

- The Fortran binding is not trivial to write (it will depend on details of the Fortran compilation system), and will not be portable. Therefore it should be in the library rather than in user code.

(End of rationale.)

Advice to users. The above definition means that it is safe simply to print the string returned by `MPI_COMM_GET_NAME`, as it is always a valid string even if there was no name.

Note that associating a name with a communicator has no effect on the semantics of an MPI program, and will (necessarily) increase the store requirement of the program, since the names must be saved. Therefore there is no requirement that users use these functions to associate names with communicators. However debugging and profiling MPI applications may be made easier if names are associated with communicators, since the debugger or profiler should then be able to present information in a less cryptic manner. *(End of advice to users.)*

The following functions are used for setting and getting names of datatypes. The constant `MPI_MAX_OBJECT_NAME` also applies to these names.

`MPI_TYPE_SET_NAME (datatype, type_name)`

INOUT	datatype	datatype whose identifier is to be set (handle)
IN	type_name	the character string which is remembered as the name (string)

`int MPI_Type_set_name(MPI_Datatype datatype, const char *type_name)`

`MPI_Type_set_name(datatype, type_name, ierror) BIND(C)`

`TYPE(MPI_Datatype), INTENT(IN) :: datatype`
`CHARACTER(LEN=*), INTENT(IN) :: type_name`
`INTEGER, OPTIONAL, INTENT(OUT) :: ierror`

`MPI_TYPE_SET_NAME(DATATYPE, TYPE_NAME, IERROR)`

`INTEGER DATATYPE, IERROR`
`CHARACTER*(*) TYPE_NAME`

`MPI_TYPE_GET_NAME (datatype, type_name, resultlen)`

IN	datatype	datatype whose name is to be returned (handle)
OUT	type_name	the name previously stored on the datatype, or a empty string if no such name exists (string)
OUT	resultlen	length of returned name (integer)

`int MPI_Type_get_name(MPI_Datatype datatype, char *type_name, int *resultlen)`

`MPI_Type_get_name(datatype, type_name, resultlen, ierror) BIND(C)`

```

1        TYPE(MPI_Datatype), INTENT(IN) :: datatype
2        CHARACTER(LEN=MPI_MAX_OBJECT_NAME), INTENT(OUT) :: type_name
3        INTEGER, INTENT(OUT) :: resultlen
4        INTEGER, OPTIONAL, INTENT(OUT) :: ierror

```

```

5
6        MPI_TYPE_GET_NAME(DATATYPE, TYPE_NAME, RESULTLEN, IERROR)
7        INTEGER DATATYPE, RESULTLEN, IERROR
8        CHARACTER*(*) TYPE_NAME

```

9 Named predefined datatypes have the default names of the datatype name. For example, MPI_WCHAR has the default name of MPI_WCHAR.

11 The following functions are used for setting and getting names of windows. The constant MPI_MAX_OBJECT_NAME also applies to these names.

```

13
14
15        MPI_WIN_SET_NAME (win, win_name)

```

```

16        INOUT    win                                window whose identifier is to be set (handle)
17        IN       win_name                          the character string which is remembered as the name
18                                                        (string)
19
20

```

```

21        int MPI_Win_set_name(MPI_Win win, const char *win_name)

```

```

22        MPI_Win_set_name(win, win_name, ierror) BIND(C)
23        TYPE(MPI_Win), INTENT(IN) :: win
24        CHARACTER(LEN=*), INTENT(IN) :: win_name
25        INTEGER, OPTIONAL, INTENT(OUT) :: ierror
26

```

```

27        MPI_WIN_SET_NAME(WIN, WIN_NAME, IERROR)
28        INTEGER WIN, IERROR
29        CHARACTER*(*) WIN_NAME
30
31

```

```

32        MPI_WIN_GET_NAME (win, win_name, resultlen)

```

```

33        IN        win                                window whose name is to be returned (handle)
34        OUT       win_name                          the name previously stored on the window, or a empty
35                                                        string if no such name exists (string)
36        OUT       resultlen                         length of returned name (integer)
37
38

```

```

39        int MPI_Win_get_name(MPI_Win win, char *win_name, int *resultlen)

```

```

40
41        MPI_Win_get_name(win, win_name, resultlen, ierror) BIND(C)
42        TYPE(MPI_Win), INTENT(IN) :: win
43        CHARACTER(LEN=MPI_MAX_OBJECT_NAME), INTENT(OUT) :: win_name
44        INTEGER, INTENT(OUT) :: resultlen
45        INTEGER, OPTIONAL, INTENT(OUT) :: ierror
46

```

```

46        MPI_WIN_GET_NAME(WIN, WIN_NAME, RESULTLEN, IERROR)
47        INTEGER WIN, RESULTLEN, IERROR
48

```

CHARACTER*(*) WIN_NAME

6.9 Formalizing the Loosely Synchronous Model

In this section, we make further statements about the loosely synchronous model, with particular attention to intra-communication.

6.9.1 Basic Statements

When a caller passes a communicator (that contains a context and group) to a callee, that communicator must be free of side effects throughout execution of the subprogram: there should be no active operations on that communicator that might involve the process. This provides one model in which libraries can be written, and work “safely.” For libraries so designated, the callee has permission to do whatever communication it likes with the communicator, and under the above guarantee knows that no other communications will interfere. Since we permit good implementations to create new communicators without synchronization (such as by preallocated contexts on communicators), this does not impose a significant overhead.

This form of safety is analogous to other common computer-science usages, such as passing a descriptor of an array to a library routine. The library routine has every right to expect such a descriptor to be valid and modifiable.

6.9.2 Models of Execution

In the loosely synchronous model, transfer of control to a *parallel procedure* is effected by having each executing process invoke the procedure. The invocation is a collective operation: it is executed by all processes in the execution group, and invocations are similarly ordered at all processes. However, the invocation need not be synchronized.

We say that a parallel procedure is *active* in a process if the process belongs to a group that may collectively execute the procedure, and some member of that group is currently executing the procedure code. If a parallel procedure is active in a process, then this process may be receiving messages pertaining to this procedure, even if it does not currently execute the code of this procedure.

Static Communicator Allocation

This covers the case where, at any point in time, at most one invocation of a parallel procedure can be active at any process, and the group of executing processes is fixed. For example, all invocations of parallel procedures involve all processes, processes are single-threaded, and there are no recursive invocations.

In such a case, a communicator can be statically allocated to each procedure. The static allocation can be done in a preamble, as part of initialization code. If the parallel procedures can be organized into libraries, so that only one procedure of each library can be concurrently active in each processor, then it is sufficient to allocate one communicator per library.

Dynamic Communicator Allocation

Calls of parallel procedures are well-nested if a new parallel procedure is always invoked in a subset of a group executing the same parallel procedure. Thus, processes that execute the same parallel procedure have the same execution stack.

In such a case, a new communicator needs to be dynamically allocated for each new invocation of a parallel procedure. The allocation is done by the caller. A new communicator can be generated by a call to `MPI_COMM_DUP`, if the callee execution group is identical to the caller execution group, or by a call to `MPI_COMM_SPLIT` if the caller execution group is split into several subgroups executing distinct parallel routines. The new communicator is passed as an argument to the invoked routine.

The need for generating a new communicator at each invocation can be alleviated or avoided altogether in some cases: If the execution group is not split, then one can allocate a stack of communicators in a preamble, and next manage the stack in a way that mimics the stack of recursive calls.

One can also take advantage of the well-ordering property of communication to avoid confusing caller and callee communication, even if both use the same communicator. To do so, one needs to abide by the following two rules:

- messages sent before a procedure call (or before a return from the procedure) are also received before the matching call (or return) at the receiving end;
- messages are always selected by source (no use is made of `MPI_ANY_SOURCE`).

The General Case

In the general case, there may be multiple concurrently active invocations of the same parallel procedure within the same group; invocations may not be well-nested. A new communicator needs to be created for each invocation. It is the user's responsibility to make sure that, should two distinct parallel procedures be invoked concurrently on overlapping sets of processes, communicator creation is properly coordinated.

1
2
3
4
5
6
7
8
9
10
11
12
13
14
15
16
17
18
19
20
21
22
23
24
25
26
27
28
29
30
31
32
33
34
35
36
37
38
39
40
41
42
43
44
45
46
47
48

Chapter 7

Process Topologies

7.1 Introduction

This chapter discusses the MPI topology mechanism. A topology is an extra, optional attribute that one can give to an intra-communicator; topologies cannot be added to inter-communicators. A topology can provide a convenient naming mechanism for the processes of a group (within a communicator), and additionally, may assist the runtime system in mapping the processes onto hardware.

As stated in Chapter 6, a process group in MPI is a collection of n processes. Each process in the group is assigned a rank between 0 and $n-1$. In many parallel applications a linear ranking of processes does not adequately reflect the logical communication pattern of the processes (which is usually determined by the underlying problem geometry and the numerical algorithm used). Often the processes are arranged in topological patterns such as two- or three-dimensional grids. More generally, the logical process arrangement is described by a graph. In this chapter we will refer to this logical process arrangement as the “virtual topology.”

A clear distinction must be made between the virtual process topology and the topology of the underlying, physical hardware. The virtual topology can be exploited by the system in the assignment of processes to physical processors, if this helps to improve the communication performance on a given machine. How this mapping is done, however, is outside the scope of MPI. The description of the virtual topology, on the other hand, depends only on the application, and is machine-independent. The functions that are described in this chapter deal with machine-independent mapping and communication on virtual process topologies.

Rationale. Though physical mapping is not discussed, the existence of the virtual topology information may be used as advice by the runtime system. There are well-known techniques for mapping grid/torus structures to hardware topologies such as hypercubes or grids. For more complicated graph structures good heuristics often yield nearly optimal results [44]. On the other hand, if there is no way for the user to specify the logical process arrangement as a “virtual topology,” a random mapping is most likely to result. On some machines, this will lead to unnecessary contention in the interconnection network. Some details about predicted and measured performance improvements that result from good process-to-processor mapping on modern wormhole-routing architectures can be found in [11, 12].

Besides possible performance benefits, the virtual topology can function as a convenient, process-naming structure, with significant benefits for program readability and notational power in message-passing programming. (*End of rationale.*)

7.2 Virtual Topologies

The communication pattern of a set of processes can be represented by a graph. The nodes represent processes, and the edges connect processes that communicate with each other. MPI provides message-passing between any pair of processes in a group. There is no requirement for opening a channel explicitly. Therefore, a “missing link” in the user-defined process graph does not prevent the corresponding processes from exchanging messages. It means rather that this connection is neglected in the virtual topology. This strategy implies that the topology gives no convenient way of naming this pathway of communication. Another possible consequence is that an automatic mapping tool (if one exists for the runtime environment) will not take account of this edge when mapping.

Specifying the virtual topology in terms of a graph is sufficient for all applications. However, in many applications the graph structure is regular, and the detailed set-up of the graph would be inconvenient for the user and might be less efficient at run time. A large fraction of all parallel applications use process topologies like rings, two- or higher-dimensional grids, or tori. These structures are completely defined by the number of dimensions and the numbers of processes in each coordinate direction. Also, the mapping of grids and tori is generally an easier problem than that of general graphs. Thus, it is desirable to address these cases explicitly.

Process coordinates in a Cartesian structure begin their numbering at 0. Row-major numbering is always used for the processes in a Cartesian structure. This means that, for example, the relation between group rank and coordinates for four processes in a (2×2) grid is as follows.

```
coord (0,0):  rank 0
coord (0,1):  rank 1
coord (1,0):  rank 2
coord (1,1):  rank 3
```

7.3 Embedding in MPI

The support for virtual topologies as defined in this chapter is consistent with other parts of MPI, and, whenever possible, makes use of functions that are defined elsewhere. Topology information is associated with communicators. It is added to communicators using the caching mechanism described in Chapter 6.

7.4 Overview of the Functions

MPI supports three topology types: Cartesian, graph, and distributed graph. The function `MPI_CART_CREATE` is used to create Cartesian topologies, the function `MPI_GRAPH_CREATE` is used to create graph topologies, and the functions `MPI_DIST_GRAPH_CREATE_ADJACENT` and `MPI_DIST_GRAPH_CREATE` are used to create distributed graph topologies. These topology creation functions are collective. As with

other collective calls, the program must be written to work correctly, whether the call synchronizes or not.

The topology creation functions take as input an existing communicator `comm_old`, which defines the set of processes on which the topology is to be mapped. For `MPI_GRAPH_CREATE` and `MPI_CART_CREATE`, all input arguments must have identical values on all processes of the group of `comm_old`. When calling `MPI_GRAPH_CREATE`, each process specifies all nodes and edges in the graph. In contrast, the functions `MPI_DIST_GRAPH_CREATE_ADJACENT` or `MPI_DIST_GRAPH_CREATE` are used to specify the graph in a distributed fashion, whereby each process only specifies a subset of the edges in the graph such that the entire graph structure is defined collectively across the set of processes. Therefore the processes provide different values for the arguments specifying the graph. However, all processes must give the same value for `reorder` and the `info` argument. In all cases, a new communicator `comm_topol` is created that carries the topological structure as cached information (see Chapter 6). In analogy to function `MPI_COMM_CREATE`, no cached information propagates from `comm_old` to `comm_topol`.

`MPI_CART_CREATE` can be used to describe Cartesian structures of arbitrary dimension. For each coordinate direction one specifies whether the process structure is periodic or not. Note that an n -dimensional hypercube is an n -dimensional torus with 2 processes per coordinate direction. Thus, special support for hypercube structures is not necessary. The local auxiliary function `MPI_DIMS_CREATE` can be used to compute a balanced distribution of processes among a given number of dimensions.

Rationale. Similar functions are contained in EXPRESS [13] and PARMACS. (*End of rationale.*)

MPI defines functions to query a communicator for topology information. The function `MPI_TOPO_TEST` is used to query for the type of topology associated with a communicator. Depending on the topology type, different information can be extracted. For a graph topology, the functions `MPI_GRAPHDIMS_GET` and `MPI_GRAPH_GET` return the values that were specified in the call to `MPI_GRAPH_CREATE`. Additionally, the functions `MPI_GRAPH_NEIGHBORS_COUNT` and `MPI_GRAPH_NEIGHBORS` can be used to obtain the neighbors of an arbitrary node in the graph. For a distributed graph topology, the functions `MPI_DIST_GRAPH_NEIGHBORS_COUNT` and `MPI_DIST_GRAPH_NEIGHBORS` can be used to obtain the neighbors of the calling process. For a Cartesian topology, the functions `MPI_CARTDIM_GET` and `MPI_CART_GET` return the values that were specified in the call to `MPI_CART_CREATE`. Additionally, the functions `MPI_CART_RANK` and `MPI_CART_COORDS` translate Cartesian coordinates into a group rank, and vice-versa. The function `MPI_CART_SHIFT` provides the information needed to communicate with neighbors along a Cartesian dimension. All of these query functions are local.

For Cartesian topologies, the function `MPI_CART_SUB` can be used to extract a Cartesian subspace (analogous to `MPI_COMM_SPLIT`). This function is collective over the input communicator's group.

The two additional functions, `MPI_GRAPH_MAP` and `MPI_CART_MAP`, are, in general, not called by the user directly. However, together with the communicator manipulation functions presented in Chapter 6, they are sufficient to implement all other topology functions. Section 7.5.8 outlines such an implementation.

The neighborhood collective communication routines `MPI_NEIGHBOR_ALLGATHER`, `MPI_NEIGHBOR_ALLGATHERV`, `MPI_NEIGHBOR_ALLTOALL`,

1 MPI_NEIGHBOR_ALLTOALLV, and MPI_NEIGHBOR_ALLTOALLW communicate with the
 2 nearest neighbors on the topology associated with the communicator. The nonblocking
 3 variants are MPI_INEIGHBOR_ALLGATHER, MPI_INEIGHBOR_ALLGATHERV,
 4 MPI_INEIGHBOR_ALLTOALL, MPI_INEIGHBOR_ALLTOALLV, and
 5 MPI_INEIGHBOR_ALLTOALLW.

7.5 Topology Constructors

7.5.1 Cartesian Constructor

13 MPI_CART_CREATE(comm_old, ndims, dims, periods, reorder, comm_cart)

14	IN	comm_old	input communicator (handle)
15	IN	ndims	number of dimensions of Cartesian grid (integer)
16	IN	dims	integer array of size ndims specifying the number of
17			processes in each dimension
18			
19	IN	periods	logical array of size ndims specifying whether the grid
20			is periodic (true) or not (false) in each dimension
21	IN	reorder	ranking may be reordered (true) or not (false) (logical)
22			
23	OUT	comm_cart	communicator with new Cartesian topology (handle)

24
 25 int MPI_Cart_create(MPI_Comm comm_old, int ndims, const int dims[], const
 26 int periods[], int reorder, MPI_Comm *comm_cart)

27 MPI_Cart_create(comm_old, ndims, dims, periods, reorder, comm_cart, ierror)
 28 BIND(C)

29 TYPE(MPI_Comm), INTENT(IN) :: comm_old
 30 INTEGER, INTENT(IN) :: ndims, dims(ndims)
 31 LOGICAL, INTENT(IN) :: periods(ndims), reorder
 32 TYPE(MPI_Comm), INTENT(OUT) :: comm_cart
 33 INTEGER, OPTIONAL, INTENT(OUT) :: ierror
 34

35 MPI_CART_CREATE(COMM_OLD, NDIMS, DIMS, PERIODS, REORDER, COMM_CART, IERROR)
 36 INTEGER COMM_OLD, NDIMS, DIMS(*), COMM_CART, IERROR
 37 LOGICAL PERIODS(*), REORDER

38
 39 MPI_CART_CREATE returns a handle to a new communicator to which the Cartesian
 40 topology information is attached. If reorder = false then the rank of each process in the
 41 new group is identical to its rank in the old group. Otherwise, the function may reorder
 42 the processes (possibly so as to choose a good embedding of the virtual topology onto
 43 the physical machine). If the total size of the Cartesian grid is smaller than the size of
 44 the group of comm_old, then some processes are returned MPI_COMM_NULL, in analogy to
 45 MPI_COMM_SPLIT.

46 If ndims is zero then a zero-dimensional Cartesian topology is created. The call is
 47 erroneous if it specifies a grid that is larger than the group size or if ndims is negative.
 48

7.5.2 Cartesian Convenience Function: MPI_DIMS_CREATE

For Cartesian topologies, the function `MPI_DIMS_CREATE` helps the user select a balanced distribution of processes per coordinate direction, depending on the number of processes in the group to be balanced and optional constraints that can be specified by the user. One use is to partition all the processes (the size of `MPI_COMM_WORLD`'s group) into an n -dimensional topology.

`MPI_DIMS_CREATE`(`nnodes`, `ndims`, `dims`)

IN	<code>nnodes</code>	number of nodes in a grid (integer)
IN	<code>ndims</code>	number of Cartesian dimensions (integer)
INOUT	<code>dims</code>	integer array of size <code>ndims</code> specifying the number of nodes in each dimension

`int MPI_Dims_create(int nnodes, int ndims, int dims[])`

`MPI_Dims_create`(`nnodes`, `ndims`, `dims`, `ierror`) BIND(C)

INTEGER, INTENT(IN) :: `nnodes`, `ndims`
 INTEGER, INTENT(INOUT) :: `dims`(`ndims`)
 INTEGER, OPTIONAL, INTENT(OUT) :: `ierror`

`MPI_DIMS_CREATE`(`NNODES`, `NDIMS`, `DIMS`, `IERROR`)

INTEGER `NNODES`, `NDIMS`, `DIMS`(*), `IERROR`

The entries in the array `dims` are set to describe a Cartesian grid with `ndims` dimensions and a total of `nnodes` nodes. The dimensions are set to be as close to each other as possible, using an appropriate divisibility algorithm. The caller may further constrain the operation of this routine by specifying elements of array `dims`. If `dims[i]` is set to a positive number, the routine will not modify the number of nodes in dimension i ; only those entries where `dims[i] = 0` are modified by the call.

Negative input values of `dims[i]` are erroneous. An error will occur if `nnodes` is not a multiple of

$$\prod_{i, \text{dims}[i] \neq 0} \text{dims}[i].$$

For `dims[i]` set by the call, `dims[i]` will be ordered in non-increasing order. Array `dims` is suitable for use as input to routine `MPI_CART_CREATE`. `MPI_DIMS_CREATE` is local.

Example 7.1

dims before call	function call	dims on return
(0,0)	<code>MPI_DIMS_CREATE(6, 2, dims)</code>	(3,2)
(0,0)	<code>MPI_DIMS_CREATE(7, 2, dims)</code>	(7,1)
(0,3,0)	<code>MPI_DIMS_CREATE(6, 3, dims)</code>	(2,3,1)
(0,3,0)	<code>MPI_DIMS_CREATE(7, 3, dims)</code>	erroneous call

7.5.3 Graph Constructor

```

1  MPI_GRAPH_CREATE(comm_old, nnodes, index, edges, reorder, comm_graph)
2
3
4  IN      comm_old      input communicator (handle)
5
6  IN      nnodes       number of nodes in graph (integer)
7
8  IN      index        array of integers describing node degrees (see below)
9
10 IN      edges        array of integers describing graph edges (see below)
11
12 IN      reorder      ranking may be reordered (true) or not (false) (logical)
13
14 OUT     comm_graph   communicator with graph topology added (handle)

```

```

14 int MPI_Graph_create(MPI_Comm comm_old, int nnodes, const int index[],
15                    const int edges[], int reorder, MPI_Comm *comm_graph)
16

```

```

17 MPI_Graph_create(comm_old, nnodes, index, edges, reorder, comm_graph,
18                ierror) BIND(C)

```

```

19     TYPE(MPI_Comm), INTENT(IN) :: comm_old
20     INTEGER, INTENT(IN) :: nnodes, index(nnodes), edges(*)
21     LOGICAL, INTENT(IN) :: reorder
22     TYPE(MPI_Comm), INTENT(OUT) :: comm_graph
23     INTEGER, OPTIONAL, INTENT(OUT) :: ierror

```

```

24 MPI_GRAPH_CREATE(COMM_OLD, NNODES, INDEX, EDGES, REORDER, COMM_GRAPH,
25                IERROR)
26     INTEGER COMM_OLD, NNODES, INDEX(*), EDGES(*), COMM_GRAPH, IERROR
27     LOGICAL REORDER

```

MPI_GRAPH_CREATE returns a handle to a new communicator to which the graph topology information is attached. If `reorder = false` then the rank of each process in the new group is identical to its rank in the old group. Otherwise, the function may reorder the processes. If the size, `nnodes`, of the graph is smaller than the size of the group of `comm_old`, then some processes are returned `MPI_COMM_NULL`, in analogy to `MPI_CART_CREATE` and `MPI_COMM_SPLIT`. If the graph is empty, i.e., `nnodes == 0`, then `MPI_COMM_NULL` is returned in all processes. The call is erroneous if it specifies a graph that is larger than the group size of the input communicator.

The three parameters `nnodes`, `index` and `edges` define the graph structure. `nnodes` is the number of nodes of the graph. The nodes are numbered from 0 to `nnodes-1`. The *i*-th entry of array `index` stores the total number of neighbors of the first *i* graph nodes. The lists of neighbors of nodes 0, 1, ..., `nnodes-1` are stored in consecutive locations in array `edges`. The array `edges` is a flattened representation of the edge lists. The total number of entries in `index` is `nnodes` and the total number of entries in `edges` is equal to the number of graph edges.

The definitions of the arguments `nnodes`, `index`, and `edges` are illustrated with the following simple example.

Example 7.2

Assume there are four processes 0, 1, 2, 3 with the following adjacency matrix:

process	neighbors
0	1, 3
1	0
2	3
3	0, 2

Then, the input arguments are:

```

nnodes = 4
index = 2, 3, 4, 6
edges = 1, 3, 0, 3, 0, 2

```

Thus, in C, `index[0]` is the degree of node zero, and `index[i] - index[i-1]` is the degree of node `i`, `i=1, ..., nnodes-1`; the list of neighbors of node zero is stored in `edges[j]`, for $0 \leq j \leq \text{index}[0] - 1$ and the list of neighbors of node `i`, `i > 0`, is stored in `edges[j]`, $\text{index}[i-1] \leq j \leq \text{index}[i] - 1$.

In Fortran, `index(1)` is the degree of node zero, and `index(i+1) - index(i)` is the degree of node `i`, `i=1, ..., nnodes-1`; the list of neighbors of node zero is stored in `edges(j)`, for $1 \leq j \leq \text{index}(1)$ and the list of neighbors of node `i`, `i > 0`, is stored in `edges(j)`, $\text{index}(i)+1 \leq j \leq \text{index}(i+1)$.

A single process is allowed to be defined multiple times in the list of neighbors of a process (i.e., there may be multiple edges between two processes). A process is also allowed to be a neighbor to itself (i.e., a self loop in the graph). The adjacency matrix is allowed to be non-symmetric.

Advice to users. Performance implications of using multiple edges or a non-symmetric adjacency matrix are not defined. The definition of a node-neighbor edge does not imply a direction of the communication. (*End of advice to users.*)

Advice to implementors. The following topology information is likely to be stored with a communicator:

- Type of topology (Cartesian/graph),
- For a Cartesian topology:
 1. `ndims` (number of dimensions),
 2. `dims` (numbers of processes per coordinate direction),
 3. `periods` (periodicity information),
 4. `own_position` (own position in grid, could also be computed from rank and `dims`)
- For a graph topology:
 1. `index`,
 2. `edges`,

which are the vectors defining the graph structure.

For a graph structure the number of nodes is equal to the number of processes in the group. Therefore, the number of nodes does not have to be stored explicitly. An additional zero entry at the start of array `index` simplifies access to the topology information. (*End of advice to implementors.*)

7.5.4 Distributed Graph Constructor

MPI_GRAPH_CREATE requires that each process passes the full (global) communication graph to the call. This limits the scalability of this constructor. With the distributed graph interface, the communication graph is specified in a fully distributed fashion. Each process specifies only the part of the communication graph of which it is aware. Typically, this could be the set of processes from which the process will eventually receive or get data, or the set of processes to which the process will send or put data, or some combination of such edges. Two different interfaces can be used to create a distributed graph topology. MPI_DIST_GRAPH_CREATE_ADJACENT creates a distributed graph communicator with each process specifying each of its incoming and outgoing (adjacent) edges in the logical communication graph and thus requires minimal communication during creation.

MPI_DIST_GRAPH_CREATE provides full flexibility such that any process can indicate that communication will occur between any pair of processes in the graph.

To provide better possibilities for optimization by the MPI library, the distributed graph constructors permit weighted communication edges and take an info argument that can further influence process reordering or other optimizations performed by the MPI library. For example, hints can be provided on how edge weights are to be interpreted, the quality of the reordering, and/or the time permitted for the MPI library to process the graph.

```
MPI_DIST_GRAPH_CREATE_ADJACENT(comm_old, indegree, sources, sourceweights, out-
    degree, destinations, destweights, info, reorder, comm_dist_graph)
```

IN	comm_old	input communicator (handle)
IN	indegree	size of sources and sourceweights arrays (non-negative integer)
IN	sources	ranks of processes for which the calling process is a destination (array of non-negative integers)
IN	sourceweights	weights of the edges into the calling process (array of non-negative integers)
IN	outdegree	size of destinations and destweights arrays (non-negative integer)
IN	destinations	ranks of processes for which the calling process is a source (array of non-negative integers)
IN	destweights	weights of the edges out of the calling process (array of non-negative integers)
IN	info	hints on optimization and interpretation of weights (handle)
IN	reorder	the ranks may be reordered (true) or not (false) (logical)
OUT	comm_dist_graph	communicator with distributed graph topology (handle)

```
int MPI_Dist_graph_create_adjacent(MPI_Comm comm_old, int indegree, const
    int sources[], const int sourceweights[], int outdegree, const
```

```

        int destinations[], const int destweights[], MPI_Info info,
        int reorder, MPI_Comm *comm_dist_graph)
MPI_Dist_graph_create_adjacent(comm_old, indegree, sources, sourceweights,
        outdegree, destinations, destweights, info, reorder,
        comm_dist_graph, ierror) BIND(C)
TYPE(MPI_Comm), INTENT(IN) :: comm_old
INTEGER, INTENT(IN) :: indegree, sources(indegree), outdegree,
destinations(outdegree)
INTEGER, INTENT(IN) :: sourceweights(*), destweights(*)
TYPE(MPI_Info), INTENT(IN) :: info
LOGICAL, INTENT(IN) :: reorder
TYPE(MPI_Comm), INTENT(OUT) :: comm_dist_graph
INTEGER, OPTIONAL, INTENT(OUT) :: ierror
MPI_DIST_GRAPH_CREATE_ADJACENT(COMM_OLD, INDEGREE, SOURCES, SOURCEWEIGHTS,
        OUTDEGREE, DESTINATIONS, DESTWEIGHTS, INFO, REORDER,
        COMM_DIST_GRAPH, IERROR)
INTEGER COMM_OLD, INDEGREE, SOURCES(*), SOURCEWEIGHTS(*), OUTDEGREE,
        DESTINATIONS(*), DESTWEIGHTS(*), INFO, COMM_DIST_GRAPH, IERROR
LOGICAL REORDER

```

MPI_DIST_GRAPH_CREATE_ADJACENT returns a handle to a new communicator to which the distributed graph topology information is attached. Each process passes all information about its incoming and outgoing edges in the virtual distributed graph topology. The calling processes must ensure that each edge of the graph is described in the source and in the destination process with the same weights. If there are multiple edges for a given (source,dest) pair, then the sequence of the weights of these edges does not matter. The complete communication topology is the combination of all edges shown in the sources arrays of all processes in comm_old, which must be identical to the combination of all edges shown in the destinations arrays. Source and destination ranks must be process ranks of comm_old. This allows a fully distributed specification of the communication graph. Isolated processes (i.e., processes with no outgoing or incoming edges, that is, processes that have specified indegree and outdegree as zero and thus do not occur as source or destination rank in the graph specification) are allowed.

The call creates a new communicator comm_dist_graph of distributed graph topology type to which topology information has been attached. The number of processes in comm_dist_graph is identical to the number of processes in comm_old. The call to MPI_DIST_GRAPH_CREATE_ADJACENT is collective.

Weights are specified as non-negative integers and can be used to influence the process remapping strategy and other internal MPI optimizations. For instance, approximate count arguments of later communication calls along specific edges could be used as their edge weights. Multiplicity of edges can likewise indicate more intense communication between pairs of processes. However, the exact meaning of edge weights is not specified by the MPI standard and is left to the implementation. In C or Fortran, an application can supply the special value MPI_UNWEIGHTED for the weight array to indicate that all edges have the same (effectively no) weight. It is erroneous to supply MPI_UNWEIGHTED for some but not all processes of comm_old. If the graph is weighted but indegree or outdegree is zero, then MPI_WEIGHTS_EMPTY or any arbitrary array may be passed to sourceweights

1 or `destweights` respectively. Note that `MPI_UNWEIGHTED` and `MPI_WEIGHTS_EMPTY` are
 2 not special weight values; rather they are special values for the total array argument. In
 3 Fortran, `MPI_UNWEIGHTED` and `MPI_WEIGHTS_EMPTY` are objects like `MPI_BOTTOM` (not
 4 usable for initialization or assignment). See Section 2.5.4.

5
 6 *Advice to users.* In the case of an empty weights array argument passed while
 7 constructing a weighted graph, one should not pass `NULL` because the value of
 8 `MPI_UNWEIGHTED` may be equal to `NULL`. The value of this argument would then
 9 be indistinguishable from `MPI_UNWEIGHTED` to the implementation. In this case
 10 `MPI_WEIGHTS_EMPTY` should be used instead. (*End of advice to users.*)

11
 12 *Advice to implementors.* It is recommended that `MPI_UNWEIGHTED` not be imple-
 13 mented as `NULL`. (*End of advice to implementors.*)

14
 15 *Rationale.* To ensure backward compatibility, `MPI_UNWEIGHTED` may still be imple-
 16 mented as `NULL`. See Annex B.1 on page 787. (*End of rationale.*)

17 The meaning of the `info` and `reorder` arguments is defined in the description of the
 18 following routine.

19
 20
 21 `MPI_DIST_GRAPH_CREATE(comm_old, n, sources, degrees, destinations, weights, info, re-`
 22 `order, comm_dist_graph)`

23	IN	<code>comm_old</code>	input communicator (handle)
24	IN	<code>n</code>	number of source nodes for which this process specifies edges (non-negative integer)
25	IN	<code>sources</code>	array containing the <code>n</code> source nodes for which this process specifies edges (array of non-negative integers)
26	IN	<code>degrees</code>	array specifying the number of destinations for each source node in the source node array (array of non-negative integers)
27	IN	<code>destinations</code>	destination nodes for the source nodes in the source node array (array of non-negative integers)
28	IN	<code>weights</code>	weights for source to destination edges (array of non-negative integers)
29	IN	<code>info</code>	hints on optimization and interpretation of weights (handle)
30	IN	<code>reorder</code>	the process may be reordered (true) or not (false) (logical)
31	OUT	<code>comm_dist_graph</code>	communicator with distributed graph topology added (handle)

32
 33
 34
 35
 36
 37
 38
 39
 40
 41
 42
 43
 44
 45 `int MPI_Dist_graph_create(MPI_Comm comm_old, int n, const int sources[],`
 46 `const int degrees[], const int destinations[], const`
 47 `int weights[], MPI_Info info, int reorder,`
 48 `MPI_Comm *comm_dist_graph)`


```

MPI_Dist_graph_create(comm_old, n, sources, degrees, destinations, weights,
    info, reorder, comm_dist_graph, ierror) BIND(C)
    TYPE(MPI_Comm), INTENT(IN) :: comm_old
    INTEGER, INTENT(IN) :: n, sources(n), degrees(n), destinations(*)
    INTEGER, INTENT(IN) :: weights(*)
    TYPE(MPI_Info), INTENT(IN) :: info
    LOGICAL, INTENT(IN) :: reorder
    TYPE(MPI_Comm), INTENT(OUT) :: comm_dist_graph
    INTEGER, OPTIONAL, INTENT(OUT) :: ierror

MPI_DIST_GRAPH_CREATE(COMM_OLD, N, SOURCES, DEGREES, DESTINATIONS, WEIGHTS,
    INFO, REORDER, COMM_DIST_GRAPH, IERROR)
    INTEGER COMM_OLD, N, SOURCES(*), DEGREES(*), DESTINATIONS(*),
    WEIGHTS(*), INFO, COMM_DIST_GRAPH, IERROR
    LOGICAL REORDER

```

MPI_DIST_GRAPH_CREATE returns a handle to a new communicator to which the distributed graph topology information is attached. Concretely, each process calls the constructor with a set of directed (source,destination) communication edges as described below. Every process passes an array of n source nodes in the `sources` array. For each source node, a non-negative number of destination nodes is specified in the `degrees` array. The destination nodes are stored in the corresponding consecutive segment of the `destinations` array. More precisely, if the i -th node in `sources` is s , this specifies `degrees[i]` edges (s,d) with d of the j -th such edge stored in `destinations[degrees[0]+...+degrees[i-1]+j]`. The weight of this edge is stored in `weights[degrees[0]+...+degrees[i-1]+j]`. Both the `sources` and the `destinations` arrays may contain the same node more than once, and the order in which nodes are listed as destinations or sources is not significant. Similarly, different processes may specify edges with the same source and destination nodes. Source and destination nodes must be process ranks of `comm_old`. Different processes may specify different numbers of source and destination nodes, as well as different source to destination edges. This allows a fully distributed specification of the communication graph. Isolated processes (i.e., processes with no outgoing or incoming edges, that is, processes that do not occur as source or destination node in the graph specification) are allowed.

The call creates a new communicator `comm_dist_graph` of distributed graph topology type to which topology information has been attached. The number of processes in `comm_dist_graph` is identical to the number of processes in `comm_old`. The call to MPI_DIST_GRAPH_CREATE is collective.

If `reorder = false`, all processes will have the same rank in `comm_dist_graph` as in `comm_old`. If `reorder = true` then the MPI library is free to remap to other processes (of `comm_old`) in order to improve communication on the edges of the communication graph. The weight associated with each edge is a hint to the MPI library about the amount or intensity of communication on that edge, and may be used to compute a “best” reordering.

Weights are specified as non-negative integers and can be used to influence the process remapping strategy and other internal MPI optimizations. For instance, approximate count arguments of later communication calls along specific edges could be used as their edge weights. Multiplicity of edges can likewise indicate more intense communication between pairs of processes. However, the exact meaning of edge weights is not specified by the MPI standard and is left to the implementation. In C or Fortran, an application can supply

the special value `MPI_UNWEIGHTED` for the weight array to indicate that all edges have the same (effectively no) weight. It is erroneous to supply `MPI_UNWEIGHTED` for some but not all processes of `comm_old`. If the graph is weighted but $n = 0$, then `MPI_WEIGHTS_EMPTY` or any arbitrary array may be passed to `weights`. Note that `MPI_UNWEIGHTED` and `MPI_WEIGHTS_EMPTY` are not special weight values; rather they are special values for the total array argument. In Fortran, `MPI_UNWEIGHTED` and `MPI_WEIGHTS_EMPTY` are objects like `MPI_BOTTOM` (not usable for initialization or assignment). See Section 2.5.4.

Advice to users. In the case of an empty `weights` array argument passed while constructing a weighted graph, one should not pass `NULL` because the value of `MPI_UNWEIGHTED` may be equal to `NULL`. The value of this argument would then be indistinguishable from `MPI_UNWEIGHTED` to the implementation. In this case `MPI_WEIGHTS_EMPTY` should be used instead. (*End of advice to users.*)

Advice to implementors. It is recommended that `MPI_UNWEIGHTED` not be implemented as `NULL`. (*End of advice to implementors.*)

Rationale. To ensure backward compatibility, `MPI_UNWEIGHTED` may still be implemented as `NULL`. See Annex B.1 on page 787. (*End of rationale.*)

The meaning of the `weights` argument can be influenced by the `info` argument. `Info` arguments can be used to guide the mapping; possible options include minimizing the maximum number of edges between processes on different SMP nodes, or minimizing the sum of all such edges. An MPI implementation is not obliged to follow specific hints, and it is valid for an MPI implementation not to do any reordering. An MPI implementation may specify more `info` key-value pairs. All processes must specify the same set of key-value `info` pairs.

Advice to implementors. MPI implementations must document any additionally supported key-value `info` pairs. `MPI_INFO_NULL` is always valid, and may indicate the default creation of the distributed graph topology to the MPI library.

An implementation does not explicitly need to construct the topology from its distributed parts. However, all processes can construct the full topology from the distributed specification and use this in a call to `MPI_GRAPH_CREATE` to create the topology. This may serve as a reference implementation of the functionality, and may be acceptable for small communicators. However, a scalable high-quality implementation would save the topology graph in a distributed way. (*End of advice to implementors.*)

Example 7.3 As for Example 7.2, assume there are four processes 0, 1, 2, 3 with the following adjacency matrix and unit edge weights:

process	neighbors
0	1, 3
1	0
2	3
3	0, 2

With `MPI_DIST_GRAPH_CREATE`, this graph could be constructed in many different ways. One way would be that each process specifies its outgoing edges. The arguments per process would be:

process	n	sources	degrees	destinations	weights
0	1	0	2	1,3	1,1
1	1	1	1	0	1
2	1	2	1	3	1
3	1	3	2	0,2	1,1

Another way would be to pass the whole graph on process 0, which could be done with the following arguments per process:

process	n	sources	degrees	destinations	weights
0	4	0,1,2,3	2,1,1,2	1,3,0,3,0,2	1,1,1,1,1,1
1	0	-	-	-	-
2	0	-	-	-	-
3	0	-	-	-	-

In both cases above, the application could supply `MPI_UNWEIGHTED` instead of explicitly providing identical weights.

`MPI_DIST_GRAPH_CREATE_ADJACENT` could be used to specify this graph using the following arguments:

process	indegree	sources	sourceweights	outdegree	destinations	destweights
0	2	1,3	1,1	2	1,3	1,1
1	1	0	1	1	0	1
2	1	3	1	1	3	1
3	2	0,2	1,1	2	0,2	1,1

Example 7.4 A two-dimensional $P \times Q$ torus where all processes communicate along the dimensions and along the diagonal edges. This cannot be modeled with Cartesian topologies, but can easily be captured with `MPI_DIST_GRAPH_CREATE` as shown in the following code. In this example, the communication along the dimensions is twice as heavy as the communication along the diagonals:

```

/*
Input:      dimensions P, Q
Condition:  number of processes equal to P*Q; otherwise only
            ranks smaller than P*Q participate
*/
int rank, x, y;
int sources[1], degrees[1];
int destinations[8], weights[8];
MPI_Comm comm_dist_graph;

MPI_Comm_rank(MPI_COMM_WORLD, &rank);

/* get x and y dimension */
y=rank/P; x=rank%P;

```

```

1  /* get my communication partners along x dimension */
2  destinations[0] = P*y+(x+1)%P; weights[0] = 2;
3  destinations[1] = P*y+(P+x-1)%P; weights[1] = 2;
4
5  /* get my communication partners along y dimension */
6  destinations[2] = P*((y+1)%Q)+x; weights[2] = 2;
7  destinations[3] = P*((Q+y-1)%Q)+x; weights[3] = 2;
8
9  /* get my communication partners along diagonals */
10 destinations[4] = P*((y+1)%Q)+(x+1)%P; weights[4] = 1;
11 destinations[5] = P*((Q+y-1)%Q)+(x+1)%P; weights[5] = 1;
12 destinations[6] = P*((y+1)%Q)+(P+x-1)%P; weights[6] = 1;
13 destinations[7] = P*((Q+y-1)%Q)+(P+x-1)%P; weights[7] = 1;
14
15 sources[0] = rank;
16 degrees[0] = 8;
17 MPI_Dist_graph_create(MPI_COMM_WORLD, 1, sources, degrees, destinations,
18                      weights, MPI_INFO_NULL, 1, &comm_dist_graph);
19

```

7.5.5 Topology Inquiry Functions

If a topology has been defined with one of the above functions, then the topology information can be looked up using inquiry functions. They all are local calls.

`MPI_TOPO_TEST(comm, status)`

IN	comm	communicator (handle)
OUT	status	topology type of communicator comm (state)

`int MPI_Topo_test(MPI_Comm comm, int *status)`

`MPI_Topo_test(comm, status, ierror) BIND(C)`
`TYPE(MPI_Comm), INTENT(IN) :: comm`
`INTEGER, INTENT(OUT) :: status`
`INTEGER, OPTIONAL, INTENT(OUT) :: ierror`

`MPI_TOPO_TEST(COMM, STATUS, IERROR)`
`INTEGER COMM, STATUS, IERROR`

The function `MPI_TOPO_TEST` returns the type of topology that is assigned to a communicator.

The output value `status` is one of the following:

<code>MPI_GRAPH</code>	graph topology
<code>MPI_CART</code>	Cartesian topology
<code>MPI_DIST_GRAPH</code>	distributed graph topology
<code>MPI_UNDEFINED</code>	no topology

```

MPI_GRAPHDIMS_GET(comm, nnodes, nedges) 1
    IN      comm      communicator for group with graph structure (handle) 2
    OUT     nnodes    number of nodes in graph (integer) (same as number 3
                        of processes in the group) 4
    OUT     nedges    number of edges in graph (integer) 5
                                                6
int MPI_Graphdims_get(MPI_Comm comm, int *nnodes, int *nedges) 7
                                                8
MPI_Graphdims_get(comm, nnodes, nedges, ierror) BIND(C) 9
    TYPE(MPI_Comm), INTENT(IN) :: comm 10
    INTEGER, INTENT(OUT) :: nnodes, nedges 11
    INTEGER, OPTIONAL, INTENT(OUT) :: ierror 12
                                                13
MPI_GRAPHDIMS_GET(COMM, NNODES, NEDGES, IERROR) 14
    INTEGER COMM, NNODES, NEDGES, IERROR 15
                                                16
    Functions MPI_GRAPHDIMS_GET and MPI_GRAPH_GET retrieve the graph-topology 17
    information that was associated with a communicator by MPI_GRAPH_CREATE. 18
    The information provided by MPI_GRAPHDIMS_GET can be used to dimension the 19
    vectors index and edges correctly for the following call to MPI_GRAPH_GET. 20
                                                21
MPI_GRAPH_GET(comm, maxindex, maxedges, index, edges) 22
    IN      comm      communicator with graph structure (handle) 23
    IN      maxindex   length of vector index in the calling program 24
                        (integer) 25
    IN      maxedges   length of vector edges in the calling program 26
                        (integer) 27
    OUT     index      array of integers containing the graph structure (for 28
                        details see the definition of MPI_GRAPH_CREATE) 29
    OUT     edges      array of integers containing the graph structure 30
                                                31
int MPI_Graph_get(MPI_Comm comm, int maxindex, int maxedges, int index[], 32
                  int edges[]) 33
                                                34
MPI_Graph_get(comm, maxindex, maxedges, index, edges, ierror) BIND(C) 35
    TYPE(MPI_Comm), INTENT(IN) :: comm 36
    INTEGER, INTENT(IN) :: maxindex, maxedges 37
    INTEGER, INTENT(OUT) :: index(maxindex), edges(maxedges) 38
    INTEGER, OPTIONAL, INTENT(OUT) :: ierror 39
                                                40
MPI_GRAPH_GET(COMM, MAXINDEX, MAXEDGES, INDEX, EDGES, IERROR) 41
    INTEGER COMM, MAXINDEX, MAXEDGES, INDEX(*), EDGES(*), IERROR 42
                                                43
                                                44
                                                45
                                                46
                                                47
                                                48

```

```

1 MPI_CARTDIM_GET(comm, ndims)
2     IN      comm      communicator with Cartesian structure (handle)
3
4     OUT     ndims     number of dimensions of the Cartesian structure (in-
5                          teger)
6

```

```

7 int MPI_Cartdim_get(MPI_Comm comm, int *ndims)
8

```

```

9 MPI_Cartdim_get(comm, ndims, ierror) BIND(C)
10     TYPE(MPI_Comm), INTENT(IN) :: comm
11     INTEGER, INTENT(OUT) :: ndims
12     INTEGER, OPTIONAL, INTENT(OUT) :: ierror
13

```

```

13 MPI_CARTDIM_GET(COMM, NDIMS, IERROR)
14     INTEGER COMM, NDIMS, IERROR
15

```

The functions `MPI_CARTDIM_GET` and `MPI_CART_GET` return the Cartesian topology information that was associated with a communicator by `MPI_CART_CREATE`. If `comm` is associated with a zero-dimensional Cartesian topology, `MPI_CARTDIM_GET` returns `ndims=0` and `MPI_CART_GET` will keep all output arguments unchanged.

```

21 MPI_CART_GET(comm, maxdims, dims, periods, coords)
22

```

```

23     IN      comm      communicator with Cartesian structure (handle)
24
25     IN      maxdims   length of vectors dims, periods, and
26                          coords in the calling program (integer)
27
28     OUT     dims      number of processes for each Cartesian dimension (ar-
29                          ray of integer)
30
31     OUT     periods   periodicity (true/false) for each Cartesian dimension
32                          (array of logical)
33
34     OUT     coords    coordinates of calling process in Cartesian structure
35                          (array of integer)
36

```

```

34 int MPI_Cart_get(MPI_Comm comm, int maxdims, int dims[], int periods[],
35                 int coords[])
36

```

```

37 MPI_Cart_get(comm, maxdims, dims, periods, coords, ierror) BIND(C)
38     TYPE(MPI_Comm), INTENT(IN) :: comm
39     INTEGER, INTENT(IN) :: maxdims
40     INTEGER, INTENT(OUT) :: dims(maxdims), coords(maxdims)
41     LOGICAL, INTENT(OUT) :: periods(maxdims)
42     INTEGER, OPTIONAL, INTENT(OUT) :: ierror
43

```

```

43 MPI_CART_GET(COMM, MAXDIMS, DIMS, PERIODS, COORDS, IERROR)
44     INTEGER COMM, MAXDIMS, DIMS(*), COORDS(*), IERROR
45     LOGICAL PERIODS(*)
46

```

```

46
47
48

```

```

MPI_CART_RANK(comm, coords, rank) 1
    IN      comm      communicator with Cartesian structure (handle) 2
    IN      coords    integer array (of size ndims) specifying the Cartesian 3
                        coordinates of a process 4
    OUT     rank      rank of specified process (integer) 5
                                                6
int MPI_Cart_rank(MPI_Comm comm, const int coords[], int *rank) 7
MPI_Cart_rank(comm, coords, rank, ierror) BIND(C) 8
    TYPE(MPI_Comm), INTENT(IN) :: comm 9
    INTEGER, INTENT(IN) :: coords(*) 10
    INTEGER, INTENT(OUT) :: rank 11
    INTEGER, OPTIONAL, INTENT(OUT) :: ierror 12
MPI_CART_RANK(COMM, COORDS, RANK, IERROR) 13
    INTEGER COMM, COORDS(*), RANK, IERROR 14

```

For a process group with Cartesian structure, the function `MPI_CART_RANK` translates the logical process coordinates to process ranks as they are used by the point-to-point routines.

For dimension i with `periods(i) = true`, if the coordinate, `coords(i)`, is out of range, that is, $coords(i) < 0$ or $coords(i) \geq dims(i)$, it is shifted back to the interval $0 \leq coords(i) < dims(i)$ automatically. Out-of-range coordinates are erroneous for non-periodic dimensions.

If `comm` is associated with a zero-dimensional Cartesian topology, `coords` is not significant and 0 is returned in `rank`.

```

MPI_CART_COORDS(comm, rank, maxdims, coords) 15
    IN      comm      communicator with Cartesian structure (handle) 16
    IN      rank      rank of a process within group of comm (integer) 17
    IN      maxdims   length of vector coords in the calling program (integer) 18
    OUT     coords    integer array (of size ndims) containing the Cartesian 19
                        coordinates of specified process (array of integers) 20
int MPI_Cart_coords(MPI_Comm comm, int rank, int maxdims, int coords[]) 21
MPI_Cart_coords(comm, rank, maxdims, coords, ierror) BIND(C) 22
    TYPE(MPI_Comm), INTENT(IN) :: comm 23
    INTEGER, INTENT(IN) :: rank, maxdims 24
    INTEGER, INTENT(OUT) :: coords(maxdims) 25
    INTEGER, OPTIONAL, INTENT(OUT) :: ierror 26
MPI_CART_COORDS(COMM, RANK, MAXDIMS, COORDS, IERROR) 27
    INTEGER COMM, RANK, MAXDIMS, COORDS(*), IERROR 28

```

The inverse mapping, rank-to-coordinates translation is provided by `MPI_CART_COORDS`.

1 If `comm` is associated with a zero-dimensional Cartesian topology,
2 `coords` will be unchanged.

3
4
5 `MPI_GRAPH_NEIGHBORS_COUNT(comm, rank, nneighbors)`

6 IN `comm` communicator with graph topology (handle)
7 IN `rank` rank of process in group of `comm` (integer)
8
9 OUT `nneighbors` number of neighbors of specified process (integer)

10
11 `int MPI_Graph_neighbors_count(MPI_Comm comm, int rank, int *nneighbors)`

12 `MPI_Graph_neighbors_count(comm, rank, nneighbors, ierror) BIND(C)`

13 TYPE(MPI_Comm), INTENT(IN) :: `comm`
14 INTEGER, INTENT(IN) :: `rank`
15 INTEGER, INTENT(OUT) :: `nneighbors`
16 INTEGER, OPTIONAL, INTENT(OUT) :: `ierror`
17

18 `MPI_GRAPH_NEIGHBORS_COUNT(COMM, RANK, NNEIGHBORS, IERROR)`

19 INTEGER COMM, RANK, NNEIGHBORS, IERROR
20
21

22 `MPI_GRAPH_NEIGHBORS(comm, rank, maxneighbors, neighbors)`

23 IN `comm` communicator with graph topology (handle)
24 IN `rank` rank of process in group of `comm` (integer)
25 IN `maxneighbors` size of array `neighbors` (integer)
26 OUT `neighbors` ranks of processes that are neighbors to specified pro-
27 cess (array of integer)
28
29

30
31 `int MPI_Graph_neighbors(MPI_Comm comm, int rank, int maxneighbors,`
32 `int neighbors[])`

33 `MPI_Graph_neighbors(comm, rank, maxneighbors, neighbors, ierror) BIND(C)`

34 TYPE(MPI_Comm), INTENT(IN) :: `comm`
35 INTEGER, INTENT(IN) :: `rank`, `maxneighbors`
36 INTEGER, INTENT(OUT) :: `neighbors(maxneighbors)`
37 INTEGER, OPTIONAL, INTENT(OUT) :: `ierror`
38

39 `MPI_GRAPH_NEIGHBORS(COMM, RANK, MAXNEIGHBORS, NEIGHBORS, IERROR)`

40 INTEGER COMM, RANK, MAXNEIGHBORS, NEIGHBORS(*), IERROR
41

42 `MPI_GRAPH_NEIGHBORS_COUNT` and `MPI_GRAPH_NEIGHBORS` provide adjacency
43 information for a graph topology. The returned count and array of neighbors for the queried
44 rank will both include *all* neighbors and reflect the same edge ordering as was specified by
45 the original call to `MPI_GRAPH_CREATE`. Specifically, `MPI_GRAPH_NEIGHBORS_COUNT`
46 and `MPI_GRAPH_NEIGHBORS` will return values based on the original index and `edges` array
47 passed to `MPI_GRAPH_CREATE` (assuming that `index[-1]` effectively equals zero):
48

- The number of neighbors (nneighbors) returned from MPI_GRAPH_NEIGHBORS_COUNT will be (index[rank] - index[rank-1]).
- The neighbors array returned from MPI_GRAPH_NEIGHBORS will be edges[index[rank-1]] through edges[index[rank]-1].

Example 7.5

Assume there are four processes 0, 1, 2, 3 with the following adjacency matrix (note that some neighbors are listed multiple times):

process	neighbors
0	1, 1, 3
1	0, 0
2	3
3	0, 2, 2

Thus, the input arguments to MPI_GRAPH_CREATE are:

```
nnodes = 4
index = 3, 5, 6, 9
edges = 1, 1, 3, 0, 0, 3, 0, 2, 2
```

Therefore, calling MPI_GRAPH_NEIGHBORS_COUNT and MPI_GRAPH_NEIGHBORS for each of the 4 processes will return:

Input rank	Count	Neighbors
0	3	1, 1, 3
1	2	0, 0
2	1	3
3	3	0, 2, 2

Example 7.6

Suppose that comm is a communicator with a shuffle-exchange topology. The group has 2^n members. Each process is labeled by a_1, \dots, a_n with $a_i \in \{0, 1\}$, and has three neighbors: $\text{exchange}(a_1, \dots, a_n) = a_1, \dots, a_{n-1}, \bar{a}_n$ ($\bar{a} = 1 - a$), $\text{shuffle}(a_1, \dots, a_n) = a_2, \dots, a_n, a_1$, and $\text{unshuffle}(a_1, \dots, a_n) = a_n, a_1, \dots, a_{n-1}$. The graph adjacency list is illustrated below for $n = 3$.

node	exchange neighbors(1)	shuffle neighbors(2)	unshuffle neighbors(3)
0 (000)	1	0	0
1 (001)	0	2	4
2 (010)	3	4	1
3 (011)	2	6	5
4 (100)	5	1	2
5 (101)	4	3	6
6 (110)	7	5	3
7 (111)	6	7	7

Suppose that the communicator comm has this topology associated with it. The following code fragment cycles through the three types of neighbors and performs an appropriate permutation for each.

```

1  C  assume: each process has stored a real number A.
2  C  extract neighborhood information
3      CALL MPI_COMM_RANK(comm, myrank, ierr)
4      CALL MPI_GRAPH_NEIGHBORS(comm, myrank, 3, neighbors, ierr)
5  C  perform exchange permutation
6      CALL MPI_SENDRECV_REPLACE(A, 1, MPI_REAL, neighbors(1), 0,
7      +   neighbors(1), 0, comm, status, ierr)
8  C  perform shuffle permutation
9      CALL MPI_SENDRECV_REPLACE(A, 1, MPI_REAL, neighbors(2), 0,
10     +   neighbors(3), 0, comm, status, ierr)
11 C  perform unshuffle permutation
12     CALL MPI_SENDRECV_REPLACE(A, 1, MPI_REAL, neighbors(3), 0,
13     +   neighbors(2), 0, comm, status, ierr)

```

MPI_DIST_GRAPH_NEIGHBORS_COUNT and MPI_DIST_GRAPH_NEIGHBORS provide adjacency information for a distributed graph topology.

```

14
15     MPI_DIST_GRAPH_NEIGHBORS_COUNT(comm, indegree, outdegree, weighted)
16
17
18 MPI_DIST_GRAPH_NEIGHBORS_COUNT(comm, indegree, outdegree, weighted)
19
20     IN      comm      communicator with distributed graph topology (handle)
21
22     OUT     indegree   number of edges into this process (non-negative integer)
23
24     OUT     outdegree  number of edges out of this process (non-negative integer)
25
26     OUT     weighted   false if MPI_UNWEIGHTED was supplied during creation, true otherwise (logical)
27
28
29

```

```

30 int MPI_Dist_graph_neighbors_count(MPI_Comm comm, int *indegree,
31     int *outdegree, int *weighted)
32
33 MPI_Dist_graph_neighbors_count(comm, indegree, outdegree, weighted, ierror)
34     BIND(C)
35     TYPE(MPI_Comm), INTENT(IN) :: comm
36     INTEGER, INTENT(OUT) :: indegree, outdegree
37     LOGICAL, INTENT(OUT) :: weighted
38     INTEGER, OPTIONAL, INTENT(OUT) :: ierror
39
40 MPI_DIST_GRAPH_NEIGHBORS_COUNT(COMM, INDEGREE, OUTDEGREE, WEIGHTED, IERROR)
41     INTEGER COMM, INDEGREE, OUTDEGREE, IERROR
42     LOGICAL WEIGHTED
43
44
45
46
47
48

```

```
MPI_DIST_GRAPH_NEIGHBORS(comm, maxindegree, sources, sourceweights, maxoutdegree,
    destinations, destweights)
```

IN	comm	communicator with distributed graph topology (handle)	1
			2
			3
IN	maxindegree	size of sources and sourceweights arrays (non-negative integer)	4
			5
OUT	sources	processes for which the calling process is a destination (array of non-negative integers)	6
			7
OUT	sourceweights	weights of the edges into the calling process (array of non-negative integers)	8
			9
IN	maxoutdegree	size of destinations and destweights arrays (non-negative integer)	10
			11
OUT	destinations	processes for which the calling process is a source (array of non-negative integers)	12
			13
OUT	destweights	weights of the edges out of the calling process (array of non-negative integers)	14
			15
			16
			17
			18
			19

```
int MPI_Dist_graph_neighbors(MPI_Comm comm, int maxindegree, int sources[],
    int sourceweights[], int maxoutdegree, int destinations[],
    int destweights[])
```

```
MPI_Dist_graph_neighbors(comm, maxindegree, sources, sourceweights,
    maxoutdegree, destinations, destweights, ierror) BIND(C)
    TYPE(MPI_Comm), INTENT(IN) :: comm
    INTEGER, INTENT(IN) :: maxindegree, maxoutdegree
    INTEGER, INTENT(OUT) :: sources(maxindegree),
    destinations(maxoutdegree)
    INTEGER :: sourceweights(*), destweights(*)
    INTEGER, OPTIONAL, INTENT(OUT) :: ierror
```

```
MPI_DIST_GRAPH_NEIGHBORS(COMM, MAXINDEGREE, SOURCES, SOURCEWEIGHTS,
    MAXOUTDEGREE, DESTINATIONS, DESTWEIGHTS, IERROR)
    INTEGER COMM, MAXINDEGREE, SOURCES(*), SOURCEWEIGHTS(*), MAXOUTDEGREE,
    DESTINATIONS(*), DESTWEIGHTS(*), IERROR
```

These calls are local. The number of edges into and out of the process returned by MPI_DIST_GRAPH_NEIGHBORS_COUNT are the total number of such edges given in the call to MPI_DIST_GRAPH_CREATE_ADJACENT or MPI_DIST_GRAPH_CREATE (potentially by processes other than the calling process in the case of MPI_DIST_GRAPH_CREATE). Multiply defined edges are all counted and returned by MPI_DIST_GRAPH_NEIGHBORS in some order. If MPI_UNWEIGHTED is supplied for sourceweights or destweights or both, or if MPI_UNWEIGHTED was supplied during the construction of the graph then no weight information is returned in that array or those arrays. If the communicator was created with MPI_DIST_GRAPH_CREATE_ADJACENT then for each rank in comm, the order of the values in sources and destinations is identical to the input that was used by the process with the same rank in comm_old in the creation call. If the communicator was created with MPI_DIST_GRAPH_CREATE then the only requirement on

the order of values in `sources` and `destinations` is that two calls to the routine with same input argument `comm` will return the same sequence of edges. If `maxindegree` or `maxoutdegree` is smaller than the numbers returned by `MPI_DIST_GRAPH_NEIGHBOR_COUNT`, then only the first part of the full list is returned.

Advice to implementors. Since the query calls are defined to be local, each process needs to store the list of its neighbors with incoming and outgoing edges. Communication is required at the collective `MPI_DIST_GRAPH_CREATE` call in order to compute the neighbor lists for each process from the distributed graph specification. (*End of advice to implementors.*)

7.5.6 Cartesian Shift Coordinates

If the process topology is a Cartesian structure, an `MPI_SENDRECV` operation is likely to be used along a coordinate direction to perform a shift of data. As input, `MPI_SENDRECV` takes the rank of a source process for the receive, and the rank of a destination process for the send. If the function `MPI_CART_SHIFT` is called for a Cartesian process group, it provides the calling process with the above identifiers, which then can be passed to `MPI_SENDRECV`. The user specifies the coordinate direction and the size of the step (positive or negative). The function is local.

`MPI_CART_SHIFT(comm, direction, disp, rank_source, rank_dest)`

IN	<code>comm</code>	communicator with Cartesian structure (handle)
IN	<code>direction</code>	coordinate dimension of shift (integer)
IN	<code>disp</code>	displacement (> 0: upwards shift, < 0: downwards shift) (integer)
OUT	<code>rank_source</code>	rank of source process (integer)
OUT	<code>rank_dest</code>	rank of destination process (integer)

```
int MPI_Cart_shift(MPI_Comm comm, int direction, int disp,
                  int *rank_source, int *rank_dest)
```

```
MPI_Cart_shift(comm, direction, disp, rank_source, rank_dest, ierror)
    BIND(C)
```

```
    TYPE(MPI_Comm), INTENT(IN) :: comm
    INTEGER, INTENT(IN) :: direction, disp
    INTEGER, INTENT(OUT) :: rank_source, rank_dest
    INTEGER, OPTIONAL, INTENT(OUT) :: ierror
```

```
MPI_CART_SHIFT(COMM, DIRECTION, DISP, RANK_SOURCE, RANK_DEST, IERROR)
    INTEGER COMM, DIRECTION, DISP, RANK_SOURCE, RANK_DEST, IERROR
```

The `direction` argument indicates the coordinate dimension to be traversed by the shift. The dimensions are numbered from 0 to `ndims-1`, where `ndims` is the number of dimensions.

Depending on the periodicity of the Cartesian group in the specified coordinate direction, `MPI_CART_SHIFT` provides the identifiers for a circular or an end-off shift. In the case

of an end-off shift, the value `MPI_PROC_NULL` may be returned in `rank_source` or `rank_dest`, indicating that the source or the destination for the shift is out of range.

It is erroneous to call `MPI_CART_SHIFT` with a direction that is either negative or greater than or equal to the number of dimensions in the Cartesian communicator. This implies that it is erroneous to call `MPI_CART_SHIFT` with a `comm` that is associated with a zero-dimensional Cartesian topology.

Example 7.7

The communicator, `comm`, has a two-dimensional, periodic, Cartesian topology associated with it. A two-dimensional array of `REALs` is stored one element per process, in variable `A`. One wishes to skew this array, by shifting column `i` (vertically, i.e., along the column) by `i` steps.

....

```
C find process rank
    CALL MPI_COMM_RANK(comm, rank, ierr)
C find Cartesian coordinates
    CALL MPI_CART_COORDS(comm, rank, maxdims, coords, ierr)
C compute shift source and destination
    CALL MPI_CART_SHIFT(comm, 0, coords(2), source, dest, ierr)
C skew array
    CALL MPI_SENDRECV_REPLACE(A, 1, MPI_REAL, dest, 0, source, 0, comm,
+                               status, ierr)
```

Advice to users. In Fortran, the dimension indicated by `DIRECTION = i` has `DIMS(i+1)` nodes, where `DIMS` is the array that was used to create the grid. In C, the dimension indicated by `direction = i` is the dimension specified by `dims[i]`. (*End of advice to users.*)

7.5.7 Partitioning of Cartesian Structures

`MPI_CART_SUB(comm, remain_dims, newcomm)`

IN	<code>comm</code>	communicator with Cartesian structure (handle)
IN	<code>remain_dims</code>	the <i>i</i> -th entry of <code>remain_dims</code> specifies whether the <i>i</i> -th dimension is kept in the subgrid (<code>true</code>) or is dropped (<code>false</code>) (logical vector)
OUT	<code>newcomm</code>	communicator containing the subgrid that includes the calling process (handle)

```
int MPI_Cart_sub(MPI_Comm comm, const int remain_dims[], MPI_Comm *newcomm)
```

```
MPI_Cart_sub(comm, remain_dims, newcomm, ierror) BIND(C)
```

```
TYPE(MPI_Comm), INTENT(IN) :: comm
LOGICAL, INTENT(IN) :: remain_dims(*)
TYPE(MPI_Comm), INTENT(OUT) :: newcomm
INTEGER, OPTIONAL, INTENT(OUT) :: ierror
```

```
MPI_CART_SUB(COMM, REMAIN_DIMS, NEWCOMM, IERROR)
```

```

1     INTEGER COMM, NEWCOMM, IERROR
2     LOGICAL REMAIN_DIMS(*)

```

3
4 If a Cartesian topology has been created with `MPI_CART_CREATE`, the function
5 `MPI_CART_SUB` can be used to partition the communicator group into subgroups that
6 form lower-dimensional Cartesian subgrids, and to build for each subgroup a communicator
7 with the associated subgrid Cartesian topology. If all entries in `remain_dims` are false or
8 `comm` is already associated with a zero-dimensional Cartesian topology then `newcomm` is
9 associated with a zero-dimensional Cartesian topology. (This function is closely related to
10 `MPI_COMM_SPLIT`.)

11 Example 7.8

12 Assume that `MPI_CART_CREATE(..., comm)` has defined a $(2 \times 3 \times 4)$ grid. Let
13 `remain_dims = (true, false, true)`. Then a call to,

```

15     MPI_CART_SUB(comm, remain_dims, comm_new),

```

16
17 will create three communicators each with eight processes in a 2×4 Cartesian topology.
18 If `remain_dims = (false, false, true)` then the call to `MPI_CART_SUB(comm, remain_dims,`
19 `comm_new)` will create six non-overlapping communicators, each with four processes, in a
20 one-dimensional Cartesian topology.

21 7.5.8 Low-Level Topology Functions

22
23 The two additional functions introduced in this section can be used to implement all other
24 topology functions. In general they will not be called by the user directly, unless he or she
25 is creating additional virtual topology capability other than that provided by MPI. The two
26 calls are both local.

```

29 MPI_CART_MAP(comm, ndims, dims, periods, newrank)

```

30	IN	comm	input communicator (handle)
31			
32	IN	ndims	number of dimensions of Cartesian structure (integer)
33	IN	dims	integer array of size <code>ndims</code> specifying the number of 34 processes in each coordinate direction
35			
36	IN	periods	logical array of size <code>ndims</code> specifying the periodicity 37 specification in each coordinate direction
38	OUT	newrank	reordered rank of the calling process; 39 <code>MPI_UNDEFINED</code> if calling process does not belong 40 to grid (integer)

```

41  

42 int MPI_Cart_map(MPI_Comm comm, int ndims, const int dims[], const
43                 int periods[], int *newrank)

```

```

44 MPI_Cart_map(comm, ndims, dims, periods, newrank, ierror) BIND(C)
45     TYPE(MPI_Comm), INTENT(IN) :: comm
46     INTEGER, INTENT(IN) :: ndims, dims(ndims)
47     LOGICAL, INTENT(IN) :: periods(ndims)
48

```

```

INTEGER, INTENT(OUT) :: newrank
INTEGER, OPTIONAL, INTENT(OUT) :: ierror
MPI_CART_MAP(COMM, NDIMS, DIMS, PERIODS, NEWRANK, IERROR)
INTEGER COMM, NDIMS, DIMS(*), NEWRANK, IERROR
LOGICAL PERIODS(*)

```

MPI_CART_MAP computes an “optimal” placement for the calling process on the physical machine. A possible implementation of this function is to always return the rank of the calling process, that is, not to perform any reordering.

Advice to implementors. The function MPI_CART_CREATE(comm, ndims, dims, periods, reorder, comm_cart), with reorder = true can be implemented by calling MPI_CART_MAP(comm, ndims, dims, periods, newrank), then calling MPI_COMM_SPLIT(comm, color, key, comm_cart), with color = 0 if newrank \neq MPI_UNDEFINED, color = MPI_UNDEFINED otherwise, and key = newrank. If ndims is zero then a zero-dimensional Cartesian topology is created.

The function MPI_CART_SUB(comm, remain_dims, comm_new) can be implemented by a call to MPI_COMM_SPLIT(comm, color, key, comm_new), using a single number encoding of the lost dimensions as color and a single number encoding of the preserved dimensions as key.

All other Cartesian topology functions can be implemented locally, using the topology information that is cached with the communicator. (*End of advice to implementors.*)

The corresponding function for graph structures is as follows.

```

MPI_GRAPH_MAP(comm, nnodes, index, edges, newrank)
IN      comm      input communicator (handle)
IN      nnodes    number of graph nodes (integer)
IN      index     integer array specifying the graph structure, see
                MPI_GRAPH_CREATE
IN      edges     integer array specifying the graph structure
OUT     newrank   reordered rank of the calling process;
                MPI_UNDEFINED if the calling process does not be-
                long to graph (integer)

int MPI_Graph_map(MPI_Comm comm, int nnodes, const int index[], const
                int edges[], int *newrank)
MPI_Graph_map(comm, nnodes, index, edges, newrank, ierror) BIND(C)
TYPE(MPI_Comm), INTENT(IN) :: comm
INTEGER, INTENT(IN) :: nnodes, index(nnodes), edges(*)
INTEGER, INTENT(OUT) :: newrank
INTEGER, OPTIONAL, INTENT(OUT) :: ierror
MPI_GRAPH_MAP(COMM, NNODES, INDEX, EDGES, NEWRANK, IERROR)
INTEGER COMM, NNODES, INDEX(*), EDGES(*), NEWRANK, IERROR

```

1 *Advice to implementors.* The function `MPI_GRAPH_CREATE(comm, nnodes, index,`
 2 `edges, reorder, comm_graph)`, with `reorder = true` can be implemented by calling
 3 `MPI_GRAPH_MAP(comm, nnodes, index, edges, newrank)`, then calling
 4 `MPI_COMM_SPLIT(comm, color, key, comm_graph)`, with `color = 0` if `newrank ≠`
 5 `MPI_UNDEFINED`, `color = MPI_UNDEFINED` otherwise, and `key = newrank`.

6 All other graph topology functions can be implemented locally, using the topology
 7 information that is cached with the communicator. (*End of advice to implementors.*)
 8

9 7.6 Neighborhood Collective Communication on Process Topologies

10 MPI process topologies specify a communication graph, but they implement no commu-
 11 nication function themselves. Many applications require sparse nearest neighbor commu-
 12 nications that can be expressed as graph topologies. We now describe several collective
 13 operations that perform communication along the edges of a process topology. All of these
 14 functions are collective; i.e., they must be called by all processes in the specified com-
 15 municator. See Section 5 on page 141 for an overview of other dense (global) collective
 16 communication operations and the semantics of collective operations.
 17

18 If the graph was created with `MPI_DIST_GRAPH_CREATE_ADJACENT` with `sources`
 19 and `destinations` containing `0, ..., n-1`, where `n` is the number of processes in the group
 20 of `comm_old` (i.e., the graph is fully connected and also includes an edge from each node
 21 to itself), then the sparse neighborhood communication routine performs the same data
 22 exchange as the corresponding dense (fully-connected) collective operation. In the case of a
 23 Cartesian communicator, only nearest neighbor communication is provided, corresponding
 24 to `rank_source` and `rank_dest` in `MPI_CART_SHIFT` with input `disp=1`.
 25

26 *Rationale.* Neighborhood collective communications enable communication on a
 27 process topology. This high-level specification of data exchange among neighboring
 28 processes enables optimizations in the MPI library because the communication pattern
 29 is known statically (the topology). Thus, the implementation can compute optimized
 30 message schedules during creation of the topology [35]. This functionality can signif-
 31 icantly simplify the implementation of neighbor exchanges [31]. (*End of rationale.*)
 32

33 For a distributed graph topology, created with `MPI_DIST_GRAPH_CREATE`, the se-
 34 quence of neighbors in the send and receive buffers at each process is defined as the se-
 35 quence returned by `MPI_DIST_GRAPH_NEIGHBORS` for destinations and sources, respec-
 36 tively. For a general graph topology, created with `MPI_GRAPH_CREATE`, the order of
 37 neighbors in the send and receive buffers is defined as the sequence of neighbors as re-
 38 turned by `MPI_GRAPH_NEIGHBORS`. Note that general graph topologies should generally
 39 be replaced by the distributed graph topologies.

40 For a Cartesian topology, created with `MPI_CART_CREATE`, the sequence of neigh-
 41 bors in the send and receive buffers at each process is defined by order of the dimensions,
 42 first the neighbor in the negative direction and then in the positive direction with dis-
 43 placement 1. The numbers of sources and destinations in the communication routines are
 44 `2*ndims` with `ndims` defined in `MPI_CART_CREATE`. If a neighbor does not exist, i.e., at
 45 the border of a Cartesian topology in the case of a non-periodic virtual grid dimension (i.e.,
 46 `periods[. .]=false`), then this neighbor is defined to be `MPI_PROC_NULL`.

47 If a neighbor in any of the functions is `MPI_PROC_NULL`, then the neighborhood collec-
 48 tive communication behaves like a point-to-point communication with `MPI_PROC_NULL` in

this direction. That is, the buffer is still part of the sequence of neighbors but it is neither communicated nor updated.

7.6.1 Neighborhood Gather

In this function, each process i gathers data items from each process j if an edge (j, i) exists in the topology graph, and each process i sends the same data items to all processes j where an edge (i, j) exists. The send buffer is sent to each neighboring process and the l -th block in the receive buffer is received from the l -th neighbor.

```
MPI_NEIGHBOR_ALLGATHER(sendbuf, sendcount, sendtype, recvbuf, recvcount, recvtype,
                        comm)
```

IN	sendbuf	starting address of send buffer (choice)
IN	sendcount	number of elements sent to each neighbor (non-negative integer)
IN	sendtype	data type of send buffer elements (handle)
OUT	recvbuf	starting address of receive buffer (choice)
IN	recvcount	number of elements received from each neighbor (non-negative integer)
IN	recvtype	data type of receive buffer elements (handle)
IN	comm	communicator with topology structure (handle)

```
int MPI_Neighbor_allgather(const void* sendbuf, int sendcount, MPI_Datatype
                          sendtype, void* recvbuf, int recvcount, MPI_Datatype recvtype,
                          MPI_Comm comm)
```

```
MPI_Neighbor_allgather(sendbuf, sendcount, sendtype, recvbuf, recvcount,
                      recvtype, comm, ierror) BIND(C)
  TYPE(*), DIMENSION(..), INTENT(IN) :: sendbuf
  TYPE(*), DIMENSION(..) :: recvbuf
  INTEGER, INTENT(IN) :: sendcount, recvcount
  TYPE(MPI_Datatype), INTENT(IN) :: sendtype, recvtype
  TYPE(MPI_Comm), INTENT(IN) :: comm
  INTEGER, OPTIONAL, INTENT(OUT) :: ierror
```

```
MPI_NEIGHBOR_ALLGATHER(SENDBUF, SENDCOUNT, SENDTYPE, RECVBUF, RECVCOUNT,
                      RECVTYPE, COMM, IERROR)
  <type> SENDBUF(*), RECVBUF(*)
  INTEGER SENDCOUNT, SENDTYPE, RECVCOUNT, RECVTYPE, COMM, IERROR
```

This function supports Cartesian communicators, graph communicators, and distributed graph communicators as described in Section 7.6 on page 314. If `comm` is a distributed graph communicator, the outcome is as if each process executed sends to each of its outgoing neighbors and receives from each of its incoming neighbors:

```
MPI_Dist_graph_neighbors_count(comm, &indegree, &outdegree, &weighted);
```

```

1  int *srcs=(int*)malloc(indegree*sizeof(int));
2  int *dsts=(int*)malloc(outdegree*sizeof(int));
3  MPI_Dist_graph_neighbors(comm,indegree,srcs,MPI_UNWEIGHTED,
4                          outdegree,dsts,MPI_UNWEIGHTED);
5  int k,l;
6
7  /* assume sendbuf and recvbuf are of type (char*) */
8  for(k=0; k<outdegree; ++k)
9      MPI_Isend(sendbuf,sendcount,sendtype,dsts[k],...);
10
11 for(l=0; l<indegree; ++l)
12     MPI_Irecv(recvbuf+l*recvcount*extent(recvtype),recvcount,recvtype,
13             srcs[l],...);
14
15 MPI_Waitall(...);

```

Figure 7.1 shows the neighborhood gather communication of one process with outgoing neighbors $d_0 \dots d_3$ and incoming neighbors $s_0 \dots s_5$. The process will send its `sendbuf` to all four destinations (outgoing neighbors) and it will receive the contribution from all six sources (incoming neighbors) into separate locations of its receive buffer.

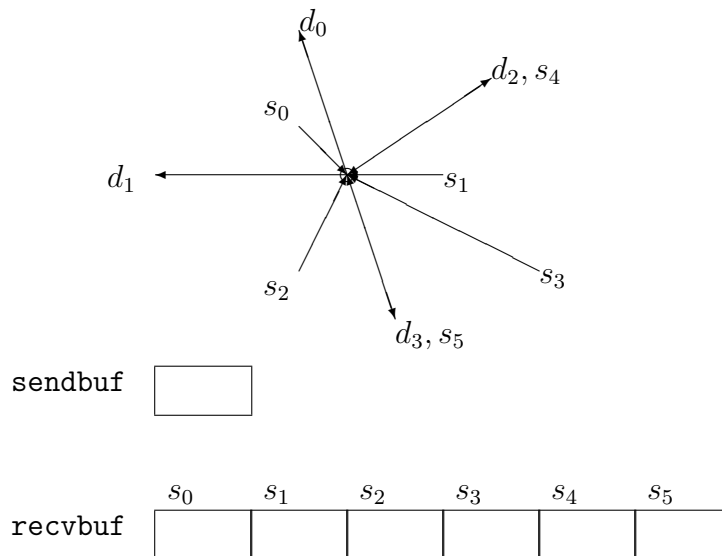


Figure 7.1: **FIXME: You cannot use the label command without a caption**

All arguments are significant on all processes and the argument `comm` must have identical values on all processes.

The type signature associated with `sendcount`, `sendtype`, at a process must be equal to the type signature associated with `recvcount`, `recvtype` at all other processes. This implies that the amount of data sent must be equal to the amount of data received, pairwise between every pair of communicating processes. Distinct type maps between sender and receiver are still allowed.

Rationale. For optimization reasons, the same type signature is required independently of whether the topology graph is connected or not. (*End of rationale.*)

The “in place” option is not meaningful for this operation.

The vector variant of MPI_NEIGHBOR_ALLGATHER allows one to gather different numbers of elements from each neighbor.

```
MPI_NEIGHBOR_ALLGATHERV(sendbuf, sendcount, sendtype, recvbuf, recvcoun-
                        t, displs,
                        recvtype, comm)
```

IN	sendbuf	starting address of send buffer (choice)	1
IN	sendcount	number of elements sent to each neighbor (non-negative integer)	2
IN	sendtype	data type of send buffer elements (handle)	3
OUT	recvbuf	starting address of receive buffer (choice)	4
IN	recvcoun- ts	non-negative integer array (of length indegree) containing the number of elements that are received from each neighbor	5
IN	displs	integer array (of length indegree). Entry i specifies the displacement (relative to recvbuf) at which to place the incoming data from neighbor i	6
IN	recvtype	data type of receive buffer elements (handle)	7
IN	comm	communicator with topology structure (handle)	8

```
int MPI_Neighbor_allgatherv(const void* sendbuf, int sendcount,
                          MPI_Datatype sendtype, void* recvbuf, const int recvcoun-
                          ts[], MPI_Datatype recvtype, MPI_Comm comm)
```

```
MPI_Neighbor_allgatherv(sendbuf, sendcount, sendtype, recvbuf, recvcoun-
                        t, displs, recvtype, comm, ierror) BIND(C)
TYPE(*), DIMENSION(..), INTENT(IN) :: sendbuf
TYPE(*), DIMENSION(..) :: recvbuf
INTEGER, INTENT(IN) :: sendcount, recvcoun-
ts(*), displs(*)
TYPE(MPI_Datatype), INTENT(IN) :: sendtype, recvtype
TYPE(MPI_Comm), INTENT(IN) :: comm
INTEGER, OPTIONAL, INTENT(OUT) :: ierror
```

```
MPI_NEIGHBOR_ALLGATHERV(SENDBUF, SENDCOUNT, SENDTYPE, RECVBUF, RECVCOUNTS,
                        DISPLS, RECVTYPE, COMM, IERROR)
<type> SENDBUF(*), RECVBUF(*)
INTEGER SENDCOUNT, SENDTYPE, RECVCOUNTS(*), DISPLS(*), RECVTYPE, COMM,
IERROR
```

This function supports Cartesian communicators, graph communicators, and distributed graph communicators as described in Section 7.6 on page 314. If comm is a distributed graph communicator, the outcome is as if each process executed sends to each of its outgoing neighbors and receives from each of its incoming neighbors:

```
MPI_Dist_graph_neighbors_count(comm, &indegree, &outdegree, &weighted);
int *srcs=(int*)malloc(indegree*sizeof(int));
```

```

1  int *dsts=(int*)malloc(outdegree*sizeof(int));
2  MPI_Dist_graph_neighbors(comm,indegree,srcs,MPI_UNWEIGHTED,
3                          outdegree,dsts,MPI_UNWEIGHTED);
4  int k,l;
5
6  /* assume sendbuf and recvbuf are of type (char*) */
7  for(k=0; k<outdegree; ++k)
8      MPI_Isend(sendbuf,sendcount,sendtype,dsts[k],...);
9
10 for(l=0; l<indegree; ++l)
11     MPI_Irecv(recvbuf+displs[l]*extent(recvtype),recvcounts[l],recvtype,
12             srcs[l],...);
13
14 MPI_Waitall(...);
15

```

16 The type signature associated with `sendcount`, `sendtype`, at process j must be equal
17 to the type signature associated with `recvcounts[l]`, `recvtype` at any other process with
18 `srcs[l]==j`. This implies that the amount of data sent must be equal to the amount of
19 data received, pairwise between every pair of communicating processes. Distinct type maps
20 between sender and receiver are still allowed. The data received from the l -th neighbor is
21 placed into `recvbuf` beginning at offset `displs[l]` elements (in terms of the `recvtype`).

22 The “in place” option is not meaningful for this operation.

23 All arguments are significant on all processes and the argument
24 `comm` must have identical values on all processes.

26 7.6.2 Neighbor Alltoall

27 In this function, each process i receives data items from each process j if an edge (j, i)
28 exists in the topology graph or Cartesian topology. Similarly, each process i sends data
29 items to all processes j where an edge (i, j) exists. This call is more general than
30 `MPI_NEIGHBOR_ALLGATHER` in that different data items can be sent to each neighbor.
31 The k -th block in send buffer is sent to the k -th neighboring process and the l -th block in
32 the receive buffer is received from the l -th neighbor.
33

34

35

36

37

38

39

40

41

42

43

44

45

46

47

48

```

MPI_NEIGHBOR_ALLTOALL(sendbuf, sendcount, sendtype, recvbuf, recvcount, recvtype,
                      comm)
IN      sendbuf      starting address of send buffer (choice)
IN      sendcount    number of elements sent to each neighbor (non-negative
                      integer)
IN      sendtype     data type of send buffer elements (handle)
OUT     recvbuf      starting address of receive buffer (choice)
IN      recvcount    number of elements received from each neighbor (non-
                      negative integer)
IN      recvtype     data type of receive buffer elements (handle)
IN      comm         communicator with topology structure (handle)

```

```

int MPI_Neighbor_alltoall(const void* sendbuf, int sendcount, MPI_Datatype
                          sendtype, void* recvbuf, int recvcount, MPI_Datatype recvtype,
                          MPI_Comm comm)

```

```

MPI_Neighbor_alltoall(sendbuf, sendcount, sendtype, recvbuf, recvcount,
                      recvtype, comm, ierror) BIND(C)
TYPE(*), DIMENSION(..), INTENT(IN) :: sendbuf
TYPE(*), DIMENSION(..) :: recvbuf
INTEGER, INTENT(IN) :: sendcount, recvcount
TYPE(MPI_Datatype), INTENT(IN) :: sendtype, recvtype
TYPE(MPI_Comm), INTENT(IN) :: comm
INTEGER, OPTIONAL, INTENT(OUT) :: ierror

```

```

MPI_NEIGHBOR_ALLTOALL(SENDBUF, SENDCOUNT, SENDTYPE, RECVBUF, RECVCOUNT,
                      RECVTYPE, COMM, IERROR)
<type> SENDBUF(*), RECVBUF(*)
INTEGER SENDCOUNT, SENDTYPE, RECVCOUNT, RECVTYPE, COMM, IERROR

```

This function supports Cartesian communicators, graph communicators, and distributed graph communicators as described in Section 7.6 on page 314. If `comm` is a distributed graph communicator, the outcome is as if each process executed sends to each of its outgoing neighbors and receives from each of its incoming neighbors:

```

MPI_Dist_graph_neighbors_count(comm,&indegree,&outdegree,&weighted);
int *srcs=(int*)malloc(indegree*sizeof(int));
int *dsts=(int*)malloc(outdegree*sizeof(int));
MPI_Dist_graph_neighbors(comm,indegree,srcs,MPI_UNWEIGHTED,
                        outdegree,dsts,MPI_UNWEIGHTED);
int k,l;

/* assume sendbuf and recvbuf are of type (char*) */
for(k=0; k<outdegree; ++k)
    MPI_Isend(sendbuf+k*sendcount*extent(sendtype),sendcount,sendtype,
              dsts[k],...);

```

```

1  for(l=0; l<indegree; ++l)
2      MPI_Irecv(recvbuf+l*recvcount*extent(recvtype),recvcount,recvtype,
3              srcs[l],...);
4
5  MPI_Waitall(...);
6

```

The type signature associated with `sendcount`, `sendtype`, at a process must be equal to the type signature associated with `recvcount`, `recvtype` at any other process. This implies that the amount of data sent must be equal to the amount of data received, pairwise between every pair of communicating processes. Distinct type maps between sender and receiver are still allowed.

The “in place” option is not meaningful for this operation.

All arguments are significant on all processes and the argument `comm` must have identical values on all processes.

The vector variant of `MPI_NEIGHBOR_ALLTOALL` allows sending/receiving different numbers of elements to and from each neighbor.

```

18  MPI_NEIGHBOR_ALLTOALLV(sendbuf, sendcounts, sdispls, sendtype, recvbuf, recvcounts,
19                          rdispls, recvtype, comm)
20

```

21	IN	<code>sendbuf</code>	starting address of send buffer (choice)
22	IN	<code>sendcounts</code>	non-negative integer array (of length <code>outdegree</code>) specifying the number of elements to send to each neighbor
23			
24	IN	<code>sdispls</code>	integer array (of length <code>outdegree</code>). Entry <code>j</code> specifies the displacement (relative to <code>sendbuf</code>) from which to send the outgoing data to neighbor <code>j</code>
25			
26			
27			
28	IN	<code>sendtype</code>	data type of send buffer elements (handle)
29	OUT	<code>recvbuf</code>	starting address of receive buffer (choice)
30	IN	<code>recvcounts</code>	non-negative integer array (of length <code>indegree</code>) specifying the number of elements that are received from each neighbor
31			
32			
33			
34	IN	<code>rdispls</code>	integer array (of length <code>indegree</code>). Entry <code>i</code> specifies the displacement (relative to <code>recvbuf</code>) at which to place the incoming data from neighbor <code>i</code>
35			
36			
37	IN	<code>recvtype</code>	data type of receive buffer elements (handle)
38	IN	<code>comm</code>	communicator with topology structure (handle)
39			

```

40  int MPI_Neighbor_alltoallv(const void* sendbuf, const int sendcounts[],
41                          const int sdispls[], MPI_Datatype sendtype, void* recvbuf,
42                          const int recvcounts[], const int rdispls[], MPI_Datatype
43                          recvtype, MPI_Comm comm)
44

```

```

45  MPI_Neighbor_alltoallv(sendbuf, sendcounts, sdispls, sendtype, recvbuf,
46                          recvcounts, rdispls, recvtype, comm, ierror) BIND(C)
47  TYPE(*), DIMENSION(..), INTENT(IN) :: sendbuf
48  TYPE(*), DIMENSION(..) :: recvbuf

```

```

INTEGER, INTENT(IN) :: sendcounts(*), sdispls(*), recvcounts(*),
rdispls(*)
TYPE(MPI_Datatype), INTENT(IN) :: sendtype, recvtype
TYPE(MPI_Comm), INTENT(IN) :: comm
INTEGER, OPTIONAL, INTENT(OUT) :: ierror
MPI_NEIGHBOR_ALLTOALLV(SENDBUF, SENDCOUNTS, SDISPLS, SENDTYPE, RECVBUF,
RECVCOUNTS, RDISPLS, RECVTYPE, COMM, IERROR)
<type> SENDBUF(*), RECVBUF(*)
INTEGER SENDCOUNTS(*), SDISPLS(*), SENDTYPE, RECVCOUNTS(*), RDISPLS(*),
RECVTYPE, COMM, IERROR

```

This function supports Cartesian communicators, graph communicators, and distributed graph communicators as described in Section 7.6 on page 314. If `comm` is a distributed graph communicator, the outcome is as if each process executed sends to each of its outgoing neighbors and receives from each of its incoming neighbors:

```

MPI_Dist_graph_neighbors_count(comm,&indegree,&outdegree,&weighted);
int *srcs=(int*)malloc(indegree*sizeof(int));
int *dsts=(int*)malloc(outdegree*sizeof(int));
MPI_Dist_graph_neighbors(comm,indegree,srcs,MPI_UNWEIGHTED,
outdegree,dsts,MPI_UNWEIGHTED);
int k,l;
/* assume sendbuf and recvbuf are of type (char*) */
for(k=0; k<outdegree; ++k)
    MPI_Isend(sendbuf+sdispls[k]*extent(sendtype),sendcounts[k],sendtype,
dsts[k],...);
for(l=0; l<indegree; ++l)
    MPI_Irecv(recvbuf+rdispls[l]*extent(recvtype),recvcounts[l],recvtype,
srcs[l],...);
MPI_Waitall(...);

```

The type signature associated with `sendcounts[k]`, `sendtype` with `dsts[k]==j` at process `i` must be equal to the type signature associated with `recvcounts[l]`, `recvtype` with `srcs[l]==i` at process `j`. This implies that the amount of data sent must be equal to the amount of data received, pairwise between every pair of communicating processes. Distinct type maps between sender and receiver are still allowed. The data in the `sendbuf` beginning at offset `sdispls[k]` elements (in terms of the `sendtype`) is sent to the `k`-th outgoing neighbor. The data received from the `l`-th incoming neighbor is placed into `recvbuf` beginning at offset `rdispls[l]` elements (in terms of the `recvtype`).

The “in place” option is not meaningful for this operation.

All arguments are significant on all processes and the argument `comm` must have identical values on all processes.

`MPI_NEIGHBOR_ALLTOALLW` allows one to send and receive with different datatypes to and from each neighbor.

```

1 MPI_NEIGHBOR_ALLTOALLW(sendbuf, sendcounts, sdispls, sendtypes, recvbuf, recvcoun
2     rdispls, recvtypes, comm)
3
4     IN     sendbuf     starting address of send buffer (choice)
5
6     IN     sendcounts  non-negative integer array (of length outdegree) speci-
7     fying the number of elements to send to each neighbor
8
9     IN     sdispls     integer array (of length outdegree). Entry j specifies
10    the displacement in bytes (relative to sendbuf) from
11    which to take the outgoing data destined for neighbor
12    j (array of integers)
13
14    IN     sendtypes   array of datatypes (of length outdegree). Entry j spec-
15    ifies the type of data to send to neighbor j (array of
16    handles)
17
18    OUT    recvbuf     starting address of receive buffer (choice)
19
20    IN     recvcoun
21    ts                non-negative integer array (of length indegree) speci-
22    fying the number of elements that are received from
23    each neighbor
24
25    IN     rdispls     integer array (of length indegree). Entry i specifies the
26    displacement in bytes (relative to recvbuf) at which
27    to place the incoming data from neighbor i (array of
28    integers)
29
30    IN     recvtypes   array of datatypes (of length indegree). Entry i spec-
31    ifies the type of data received from neighbor i (array
32    of handles)
33
34    IN     comm        communicator with topology structure (handle)
35
36 int MPI_Neighbor_alltoallw(const void* sendbuf, const int sendcounts[],
37     const MPI_Aint sdispls[], const MPI_Datatype sendtypes[],
38     void* recvbuf, const int recvcoun
39     ts[], const MPI_Aint
40     rdispls[], const MPI_Datatype recvtypes[], MPI_Comm comm)
41
42 MPI_Neighbor_alltoallw(sendbuf, sendcounts, sdispls, sendtypes, recvbuf,
43     recvcoun
44     ts, rdispls, recvtypes, comm, ierror) BIND(C)
45     TYPE(*), DIMENSION(..), INTENT(IN) :: sendbuf
46     TYPE(*), DIMENSION(..) :: recvbuf
47     INTEGER, INTENT(IN) :: sendcounts(*), recvcoun
48     ts(*)
49     INTEGER(KIND=MPI_ADDRESS_KIND), INTENT(IN) :: sdispls(*), rdispls(*)
50     TYPE(MPI_Datatype), INTENT(IN) :: sendtypes(*), recvtypes(*)
51     TYPE(MPI_Comm), INTENT(IN) :: comm
52     INTEGER, OPTIONAL, INTENT(OUT) :: ierror
53
54 MPI_NEIGHBOR_ALLTOALLW(SENDBUF, SENDCOUNTS, SDISPLS, SENDTYPES, RECVBUF,
55     RECVCOUNTS, RDISPLS, RECVTYPES, COMM, IERROR)
56     <type> SENDBUF(*), RECVBUF(*)
57     INTEGER(KIND=MPI_ADDRESS_KIND) SDISPLS(*), RDISPLS(*)
58     INTEGER SENDCOUNTS(*), SENDTYPES(*), RECVCOUNTS(*), RECVTYPES(*), COMM,
59     IERROR

```


This function supports Cartesian communicators, graph communicators, and distributed graph communicators as described in Section 7.6 on page 314. If `comm` is a distributed graph communicator, the outcome is as if each process executed sends to each of its outgoing neighbors and receives from each of its incoming neighbors:

```

MPI_Dist_graph_neighbors_count(comm,&indegree,&outdegree,&weighted);
int *srcs=(int*)malloc(indegree*sizeof(int));
int *dsts=(int*)malloc(outdegree*sizeof(int));
MPI_Dist_graph_neighbors(comm,indegree,srcs,MPI_UNWEIGHTED,
                        outdegree,dsts,MPI_UNWEIGHTED);

int k,l;

/* assume sendbuf and recvbuf are of type (char*) */
for(k=0; k<outdegree; ++k)
    MPI_Isend(sendbuf+sdispls[k],sendcounts[k], sendtypes[k],dsts[k],...);

for(l=0; l<indegree; ++l)
    MPI_Irecv(recvbuf+rdispls[l],recvcounts[l], recvtypes[l],srcs[l],...);

MPI_Waitall(...);

```

The type signature associated with `sendcounts[k]`, `sendtypes[k]` with `dsts[k]==j` at process `i` must be equal to the type signature associated with `recvcounts[l]`, `recvtypes[l]` with `srcs[l]==i` at process `j`. This implies that the amount of data sent must be equal to the amount of data received, pairwise between every pair of communicating processes. Distinct type maps between sender and receiver are still allowed.

The “in place” option is not meaningful for this operation.

All arguments are significant on all processes and the argument `comm` must have identical values on all processes.

7.7 Nonblocking Neighborhood Communication on Process Topologies

Nonblocking variants of the neighborhood collective operations allow relaxed synchronization and overlapping of computation and communication. The semantics are similar to nonblocking collective operations as described in Section 5.12.

7.7.1 Nonblocking Neighborhood Gather

```

4 MPI_INEIGHBOR_ALLGATHER(sendbuf, sendcount, sendtype, recvbuf, recvcount, recvtype,
5     comm, request)
6
7     IN     sendbuf     starting address of send buffer (choice)
8     IN     sendcount   number of elements sent to each neighbor (non-negative
9     integer)
10    IN     sendtype    data type of send buffer elements (handle)
11    OUT    recvbuf     starting address of receive buffer (choice)
12    IN     recvcount   number of elements received from each neighbor (non-
13    negative integer)
14
15    IN     recvtype    data type of receive buffer elements (handle)
16    IN     comm        communicator with topology structure (handle)
17
18    OUT    request     communication request (handle)

```

```

19
20 int MPI_Ineighbor_allgather(const void* sendbuf, int sendcount,
21     MPI_Datatype sendtype, void* recvbuf, int recvcount,
22     MPI_Datatype recvtype, MPI_Comm comm, MPI_Request *request)
23

```

```

24 MPI_Ineighbor_allgather(sendbuf, sendcount, sendtype, recvbuf, recvcount,
25     recvtype, comm, request, ierror) BIND(C)
26     TYPE(*), DIMENSION(..), INTENT(IN), ASYNCHRONOUS :: sendbuf
27     TYPE(*), DIMENSION(..), ASYNCHRONOUS :: recvbuf
28     INTEGER, INTENT(IN) :: sendcount, recvcount
29     TYPE(MPI_Datatype), INTENT(IN) :: sendtype, recvtype
30     TYPE(MPI_Comm), INTENT(IN) :: comm
31     TYPE(MPI_Request), INTENT(OUT) :: request
32     INTEGER, OPTIONAL, INTENT(OUT) :: ierror

```

```

33 MPI_INEIGHBOR_ALLGATHER(SENDBUF, SENDCOUNT, SENDTYPE, RECVBUF, REVCOUNT,
34     RECVTYPE, COMM, REQUEST, IERROR)
35     <type> SENDBUF(*), RECVBUF(*)
36     INTEGER SENDCOUNT, SENDTYPE, REVCOUNT, RECVTYPE, COMM, REQUEST, IERROR
37

```

This call starts a nonblocking variant of MPI_NEIGHBOR_ALLGATHER.

```

MPI_INEIGHBOR_ALLGATHERV(sendbuf, sendcount, sendtype, recvbuf, recvcoun
    recvtype, comm, request)
1
2
3
IN    sendbuf          starting address of send buffer (choice)
4
IN    sendcount        number of elements sent to each neighbor (non-negative
5
                           integer)
6
IN    sendtype         data type of send buffer elements (handle)
7
OUT   recvbuf          starting address of receive buffer (choice)
8
IN    recvcoun
9
                           non-negative integer array (of length indegree) con-
10
                           taining the number of elements that are received from
11
                           each neighbor
12
IN    displs           integer array (of length indegree). Entry i specifies the
13
                           displacement (relative to recvbuf) at which to place the
14
                           incoming data from neighbor i
15
IN    recvtype         data type of receive buffer elements (handle)
16
IN    comm              communicator with topology structure (handle)
17
OUT   request          communication request (handle)
18
19
20
int MPI_Ineighbor_allgatherv(const void* sendbuf, int sendcount,
    MPI_Datatype sendtype, void* recvbuf, const int recvcoun
    const int displs[], MPI_Datatype recvtype, MPI_Comm comm,
    MPI_Request *request)
21
22
23
24
25
MPI_Ineighbor_allgatherv(sendbuf, sendcount, sendtype, recvbuf, recvcoun
    displs, recvtype, comm, request, ierror) BIND(C)
26
27
TYPE(*), DIMENSION(..), INTENT(IN), ASYNCHRONOUS :: sendbuf
28
TYPE(*), DIMENSION(..), ASYNCHRONOUS :: recvbuf
29
INTEGER, INTENT(IN) :: sendcount
30
INTEGER, INTENT(IN), ASYNCHRONOUS :: recvcoun
31
                           (*), displs(*)
32
TYPE(MPI_Datatype), INTENT(IN) :: sendtype, recvtype
33
TYPE(MPI_Comm), INTENT(IN) :: comm
34
TYPE(MPI_Request), INTENT(OUT) :: request
35
INTEGER, OPTIONAL, INTENT(OUT) :: ierror
36
MPI_INEIGHBOR_ALLGATHERV(SENDBUF, SENDCOUNT, SENDTYPE, RECVBUF, RECVCOUNTS,
    DISPLS, RECVTYPE, COMM, REQUEST, IERROR)
37
38
<type> SENDBUF(*), RECVBUF(*)
39
INTEGER SENDCOUNT, SENDTYPE, REVCOUNTS(*), DISPLS(*), RECVTYPE, COMM,
40
REQUEST, IERROR
41
42
This call starts a nonblocking variant of MPI_NEIGHBOR_ALLGATHERV.
43
44
45
46
47
48

```

7.7.2 Nonblocking Neighborhood Alltoall

```

4 MPI_INEIGHBOR_ALLTOALL(sendbuf, sendcount, sendtype, recvbuf, recvcount, recvtype,
5     comm, request)
6
7     IN     sendbuf     starting address of send buffer (choice)
8     IN     sendcount   number of elements sent to each neighbor (non-negative
9     integer)
10    IN     sendtype    data type of send buffer elements (handle)
11    OUT    recvbuf     starting address of receive buffer (choice)
12    IN     recvcount   number of elements received from each neighbor (non-
13    negative integer)
14
15    IN     recvtype    data type of receive buffer elements (handle)
16    IN     comm        communicator with topology structure (handle)
17
18    OUT    request     communication request (handle)

```

```

20 int MPI_Ineighbor_alltoall(const void* sendbuf, int sendcount, MPI_Datatype
21     sendtype, void* recvbuf, int recvcount, MPI_Datatype recvtype,
22     MPI_Comm comm, MPI_Request *request)

```

```

24 MPI_Ineighbor_alltoall(sendbuf, sendcount, sendtype, recvbuf, recvcount,
25     recvtype, comm, request, ierror) BIND(C)
26     TYPE(*), DIMENSION(..), INTENT(IN), ASYNCHRONOUS :: sendbuf
27     TYPE(*), DIMENSION(..), ASYNCHRONOUS :: recvbuf
28     INTEGER, INTENT(IN) :: sendcount, recvcount
29     TYPE(MPI_Datatype), INTENT(IN) :: sendtype, recvtype
30     TYPE(MPI_Comm), INTENT(IN) :: comm
31     TYPE(MPI_Request), INTENT(OUT) :: request
32     INTEGER, OPTIONAL, INTENT(OUT) :: ierror

```

```

33 MPI_INEIGHBOR_ALLTOALL(SENDBUF, SENDCOUNT, SENDTYPE, RECVBUF, RECVCOUNT,
34     RECVTYPE, COMM, REQUEST, IERROR)
35     <type> SENDBUF(*), RECVBUF(*)
36     INTEGER SENDCOUNT, SENDTYPE, RECVCOUNT, RECVTYPE, COMM, REQUEST, IERROR

```

This call starts a nonblocking variant of MPI_NEIGHBOR_ALLTOALL.

```

MPI_INEIGHBOR_ALLTOALLV(sendbuf, sendcounts, sdispls, sendtype, recvbuf, recvcounts,
    rdispls, recvtype, comm, request)
IN      sendbuf      starting address of send buffer (choice)
IN      sendcounts   non-negative integer array (of length outdegree) speci-
                    fying the number of elements to send to each neighbor
IN      sdispls      integer array (of length outdegree). Entry j specifies
                    the displacement (relative to sendbuf) from which send
                    the outgoing data to neighbor j
IN      sendtype     data type of send buffer elements (handle)
OUT     recvbuf      starting address of receive buffer (choice)
IN      recvcounts   non-negative integer array (of length indegree) speci-
                    fying the number of elements that are received from
                    each neighbor
IN      rdispls      integer array (of length indegree). Entry i specifies the
                    displacement (relative to recvbuf) at which to place the
                    incoming data from neighbor i
IN      recvtype     data type of receive buffer elements (handle)
IN      comm         communicator with topology structure (handle)
OUT     request      communication request (handle)

int MPI_Ineighbor_alltoallv(const void* sendbuf, const int sendcounts[],
    const int sdispls[], MPI_Datatype sendtype, void* recvbuf,
    const int recvcounts[], const int rdispls[], MPI_Datatype
    recvtype, MPI_Comm comm, MPI_Request *request)

MPI_Ineighbor_alltoallv(sendbuf, sendcounts, sdispls, sendtype, recvbuf,
    recvcounts, rdispls, recvtype, comm, request, ierror) BIND(C)
TYPE(*), DIMENSION(..), INTENT(IN), ASYNCHRONOUS :: sendbuf
TYPE(*), DIMENSION(..), ASYNCHRONOUS :: recvbuf
INTEGER, INTENT(IN), ASYNCHRONOUS :: sendcounts(*), sdispls(*),
recvcounts(*), rdispls(*)
TYPE(MPI_Datatype), INTENT(IN) :: sendtype, recvtype
TYPE(MPI_Comm), INTENT(IN) :: comm
TYPE(MPI_Request), INTENT(OUT) :: request
INTEGER, OPTIONAL, INTENT(OUT) :: ierror

MPI_INEIGHBOR_ALLTOALLV(SENDBUF, SENDCOUNTS, SDISPLS, SENDTYPE, RECVBUF,
    RECVCOUNTS, RDISPLS, RECVTYPE, COMM, REQUEST, IERROR)
<type> SENDBUF(*), RECVBUF(*)
INTEGER SENDCOUNTS(*), SDISPLS(*), SENDTYPE, RECVCOUNTS(*), RDISPLS(*),
RECVTYPE, COMM, REQUEST, IERROR

```

This call starts a nonblocking variant of MPI_NEIGHBOR_ALLTOALLV.

```

1 MPI_INEIGHBOR_ALLTOALLW(sendbuf, sendcounts, sdispls, sendtypes, recvbuf, recvcounts,
2   rdispls, recvtypes, comm, request)
3
4   IN      sendbuf      starting address of send buffer (choice)
5
6   IN      sendcounts   non-negative integer array (of length outdegree) speci-
7   fying the number of elements to send to each neighbor
8
9   IN      sdispls      integer array (of length outdegree). Entry j specifies
10  the displacement in bytes (relative to sendbuf) from
11  which to take the outgoing data destined for neighbor
12  j (array of integers)
13
14  IN      sendtypes     array of datatypes (of length outdegree). Entry j spec-
15  ifies the type of data to send to neighbor j (array of
16  handles)
17
18  OUT     recvbuf       starting address of receive buffer (choice)
19
20  IN      recvcounts    non-negative integer array (of length indegree) speci-
21  fying the number of elements that are received from
22  each neighbor
23
24  IN      rdispls       integer array (of length indegree). Entry i specifies the
25  displacement in bytes (relative to recvbuf) at which
26  to place the incoming data from neighbor i (array of
27  integers)
28
29  IN      recvtypes     array of datatypes (of length indegree). Entry i spec-
30  ifies the type of data received from neighbor i (array
31  of handles)
32
33  IN      comm          communicator with topology structure (handle)
34
35  OUT     request       communication request (handle)
36
37  int MPI_Ineighbor_alltoallw(const void* sendbuf, const int sendcounts[],
38   const MPI_Aint sdispls[], const MPI_Datatype sendtypes[],
39   void* recvbuf, const int recvcounts[], const MPI_Aint
40   rdispls[], const MPI_Datatype recvtypes[], MPI_Comm comm,
41   MPI_Request *request)
42
43  MPI_Ineighbor_alltoallw(sendbuf, sendcounts, sdispls, sendtypes, recvbuf,
44   recvcounts, rdispls, recvtypes, comm, request, ierror) BIND(C)
45  TYPE(*), DIMENSION(..), INTENT(IN), ASYNCHRONOUS :: sendbuf
46  TYPE(*), DIMENSION(..), ASYNCHRONOUS :: recvbuf
47  INTEGER, INTENT(IN), ASYNCHRONOUS :: sendcounts(*), recvcounts(*)
48  INTEGER(KIND=MPI_ADDRESS_KIND), INTENT(IN), ASYNCHRONOUS ::
49  sdispls(*), rdispls(*)
50  TYPE(MPI_Datatype), INTENT(IN), ASYNCHRONOUS :: sendtypes(*),
51  recvtypes(*)
52  TYPE(MPI_Comm), INTENT(IN) :: comm
53  TYPE(MPI_Request), INTENT(OUT) :: request
54  INTEGER, OPTIONAL, INTENT(OUT) :: ierror

```

```

MPI_INEIGHBOR_ALLTOALLW(SENDBUF, SENDCOUNTS, SDISPLS, SENDTYPES, RECVBUF,
    RECVCOUNTS, RDISPLS, RECVTYPES, COMM, REQUEST, IERROR)
    <type> SENDBUF(*), RECVBUF(*)
    INTEGER(KIND=MPI_ADDRESS_KIND) SDISPLS(*), RDISPLS(*)
    INTEGER SENDCOUNTS(*), SENDTYPES(*), RECVCOUNTS(*), RECVTYPES(*), COMM,
    REQUEST, IERROR

```

This call starts a nonblocking variant of MPI_NEIGHBOR_ALLTOALLW.

7.8 An Application Example

Example 7.9 The example in Figures 7.2-7.4 shows how the grid definition and inquiry functions can be used in an application program. A partial differential equation, for instance the Poisson equation, is to be solved on a rectangular domain. First, the processes organize themselves in a two-dimensional structure. Each process then inquires about the ranks of its neighbors in the four directions (up, down, right, left). The numerical problem is solved by an iterative method, the details of which are hidden in the subroutine `relax`.

In each relaxation step each process computes new values for the solution grid function at the points `u(1:100,1:100)` owned by the process. Then the values at inter-process boundaries have to be exchanged with neighboring processes. For example, the newly calculated values in `u(1,1:100)` must be sent into the halo cells `u(101,1:100)` of the left-hand neighbor with coordinates `(own_coord(1)-1,own_coord(2))`.

```

1
2
3
4
5
6
7
8  INTEGER ndims, num_neigh
9  LOGICAL reorder
10 PARAMETER (ndims=2, num_neigh=4, reorder=.true.)
11 INTEGER comm, comm_cart, dims(ndims), ierr
12 INTEGER neigh_rank(num_neigh), own_coords(ndims), i, j, it
13 LOGICAL periods(ndims)
14 REAL u(0:101,0:101), f(0:101,0:101)
15 DATA dims / ndims * 0 /
16 comm = MPI_COMM_WORLD
17 ! Set process grid size and periodicity
18 CALL MPI_DIMS_CREATE(comm, ndims, dims,ierr)
19 periods(1) = .TRUE.
20 periods(2) = .TRUE.
21 ! Create a grid structure in WORLD group and inquire about own position
22 CALL MPI_CART_CREATE (comm, ndims, dims, periods, reorder, &
23                      comm_cart,ierr)
24 CALL MPI_CART_GET (comm_cart, ndims, dims, periods, own_coords,ierr)
25 i = own_coords(1)
26 j = own_coords(2)
27 ! Look up the ranks for the neighbors. Own process coordinates are (i,j).
28 ! Neighbors are (i-1,j), (i+1,j), (i,j-1), (i,j+1) modulo (dims(1),dims(2))
29 CALL MPI_CART_SHIFT (comm_cart, 0,1, neigh_rank(1),neigh_rank(2), ierr)
30 CALL MPI_CART_SHIFT (comm_cart, 1,1, neigh_rank(3),neigh_rank(4), ierr)
31 ! Initialize the grid functions and start the iteration
32 CALL init (u, f)
33 DO it=1,100
34     CALL relax (u, f)
35     ! Exchange data with neighbor processes
36     CALL exchange (u, comm_cart, neigh_rank, num_neigh)
37 END DO
38 CALL output (u)
39
40
41
42
43
44
45
46
47
48

```

Figure 7.2: Set-up of process structure for two-dimensional parallel Poisson solver.


```

1
2
3
4
5
6
7
8
9
10
SUBROUTINE exchange (u, comm_cart, neigh_rank, num_neigh) 11
REAL u(0:101,0:101) 12
INTEGER comm_cart, num_neigh, neigh_rank(num_neigh) 13
REAL sndbuf(100,num_neigh), rcvbuf(100,num_neigh) 14
INTEGER ierr 15
sndbuf(1:100,1) = u( 1,1:100) 16
sndbuf(1:100,2) = u(100,1:100) 17
sndbuf(1:100,3) = u(1:100, 1) 18
sndbuf(1:100,4) = u(1:100,100) 19
CALL MPI_NEIGHBOR_ALLTOALL (sndbuf, 100, MPI_REAL, rcvbuf, 100, MPI_REAL, & 20
                           comm_cart, ierr) 21
! instead of 22
! DO i=1,num_neigh 23
!   CALL MPI_IRECV(rcvbuf(1,i),100,MPI_REAL,neigh_rank(i),...,rq(2*i-1),& 24
!               ierr) 25
!   CALL MPI_ISEND(sndbuf(1,i),100,MPI_REAL,neigh_rank(i),...,rq(2*i  ),& 26
!               ierr) 27
! END DO 28
! CALL MPI_WAITALL (2*num_neigh, rq, statuses, ierr) 29
30
u( 0,1:100) = rcvbuf(1:100,1) 31
u(101,1:100) = rcvbuf(1:100,2) 32
u(1:100, 0) = rcvbuf(1:100,3) 33
u(1:100,101) = rcvbuf(1:100,4) 34
END 35
36

```

Figure 7.3: Communication routine with local data copying and sparse neighborhood all-to-all.

37
38
39
40
41
42
43
44
45
46
47
48

```

1
2
3 SUBROUTINE exchange (u, comm_cart, neigh_rank, num_neigh)
4 USE MPI
5 REAL u(0:101,0:101)
6 INTEGER comm_cart, num_neigh, neigh_rank(num_neigh)
7 INTEGER sndcounts(num_neigh), sndtypes(num_neigh)
8 INTEGER rcvcounts(num_neigh), rcvtypes(num_neigh)
9 INTEGER (KIND=MPI_ADDRESS_KIND) lb, sizeofreal, sdispls(num_neigh), &
10                                     rdispls(num_neigh)
11 INTEGER type_vec, i, ierr
12 ! The following initialization need to be done only once
13 ! before the first call of exchange.
14 CALL MPI_TYPE_GET_EXTENT(MPI_REAL, lb, sizeofreal, ierr)
15 CALL MPI_TYPE_VECTOR (100, 1, 102, MPI_REAL, type_vec, ierr)
16 CALL MPI_TYPE_COMMIT (type_vec, ierr)
17 sndtypes(1) = type_vec
18 sndtypes(2) = type_vec
19 sndtypes(3) = MPI_REAL
20 sndtypes(4) = MPI_REAL
21 DO i=1,num_neigh
22     sndcounts(i) = 100
23     rcvcounts(i) = 100
24     rcvtypes(i) = sndtypes(i)
25 END DO
26 sdispls(1) = ( 1 + 1*102) * sizeofreal ! first element of u( 1,1:100)
27 sdispls(2) = (100 + 1*102) * sizeofreal ! first element of u(100,1:100)
28 sdispls(3) = ( 1 + 1*102) * sizeofreal ! first element of u(1:100, 1)
29 sdispls(4) = ( 1 + 100*102) * sizeofreal ! first element of u(1:100,100)
30 rdispls(1) = ( 0 + 1*102) * sizeofreal ! first element of u( 0,1:100)
31 rdispls(2) = (101 + 1*102) * sizeofreal ! first element of u(101,1:100)
32 rdispls(3) = ( 1 + 0*102) * sizeofreal ! first element of u(1:100, 0)
33 rdispls(4) = ( 1 + 101*102) * sizeofreal ! first element of u(1:100,101)
34
35 ! the following communication has to be done in each call of exchange
36 CALL MPI_NEIGHBOR_ALLTOALLW (u, sndcounts, sdispls, sndtypes, &
37                               u, rcvcounts, rdispls, rcvtypes, comm_cart, ierr)
38
39 ! The following finalizing need to be done only once
40 ! after the last call of exchange.
41 CALL MPI_TYPE_FREE (type_vec, ierr)
42 END
43
44
45
46
47
48

```

Figure 7.4: Communication routine with sparse neighborhood all-to-all-w and without local data copying.

Chapter 8

MPI Environmental Management

This chapter discusses routines for getting and, where appropriate, setting various parameters that relate to the MPI implementation and the execution environment (such as error handling). The procedures for entering and leaving the MPI execution environment are also described here.

8.1 Implementation Information

8.1.1 Version Inquiries

In order to cope with changes to the MPI Standard, there are both compile-time and run-time ways to determine which version of the standard is in use in the environment one is using.

The “version” will be represented by two separate integers, for the version and subversion: In C,

```
#define MPI_VERSION    3
#define MPI_SUBVERSION 0
```

in Fortran,

```
INTEGER :: MPI_VERSION, MPI_SUBVERSION
PARAMETER (MPI_VERSION    = 3)
PARAMETER (MPI_SUBVERSION = 0)
```

For runtime determination,

`MPI_GET_VERSION(version, subversion)`

OUT	version	version number (integer)
OUT	subversion	subversion number (integer)

```
int MPI_Get_version(int *version, int *subversion)
```

```
MPI_Get_version(version, subversion, ierror) BIND(C)
```

```
INTEGER, INTENT(OUT) :: version, subversion
INTEGER, OPTIONAL, INTENT(OUT) :: ierror
```

```
1 MPI_GET_VERSION(VERSION, SUBVERSION, IERROR)
```

```
2     INTEGER VERSION, SUBVERSION, IERROR
```

3
4 MPI_GET_VERSION can be called before MPI_INIT and after MPI_FINALIZE. Valid
5 (MPI_VERSION, MPI_SUBVERSION) pairs in this and previous versions of the MPI standard
6 are (3,0), (2,2), (2,1), (2,0), and (1,2).

```
7  
8 MPI_GET_LIBRARY_VERSION( version, resultlen )
```

```
9     OUT     version                version string (string)
```

```
10    OUT     resultlen              Length (in printable characters) of the result returned  
11                                         in version (integer)
```

```
12  
13  
14 int MPI_Get_library_version(char *version, int *resultlen)
```

```
15 MPI_Get_library_version(version, resultlen, ierror) BIND(C)
```

```
16     CHARACTER(LEN=MPI_MAX_LIBRARY_VERSION_STRING), INTENT(OUT) :: version
```

```
17     INTEGER, INTENT(OUT) :: resultlen
```

```
18     INTEGER, OPTIONAL, INTENT(OUT) :: ierror
```

```
19  
20 MPI_GET_LIBRARY_VERSION(VERSION, RESULTEN, IERROR)
```

```
21     CHARACTER*(*) VERSION
```

```
22     INTEGER RESULTLEN, IERROR
```

23
24 This routine returns a string representing the version of the MPI library. The version
25 argument is a character string for maximum flexibility.

26
27 *Advice to implementors.* An implementation of MPI should return a different string
28 for every change to its source code or build that could be visible to the user. (*End of*
29 *advice to implementors.*)

30
31 The argument `version` must represent storage that is
32 MPI_MAX_LIBRARY_VERSION_STRING characters long. MPI_GET_LIBRARY_VERSION may
33 write up to this many characters into `version`.

34 The number of characters actually written is returned in the output argument, `resultlen`.
35 In C, a null character is additionally stored at `version[resultlen]`. The value of `resultlen` cannot
36 be larger than MPI_MAX_LIBRARY_VERSION_STRING - 1. In Fortran, `version` is padded on
37 the right with blank characters. The value of `resultlen` cannot be larger than
38 MPI_MAX_LIBRARY_VERSION_STRING.

39 MPI_GET_LIBRARY_VERSION can be called before MPI_INIT and after
40 MPI_FINALIZE.

41 8.1.2 Environmental Inquiries

42
43 A set of attributes that describe the execution environment are attached to the commu-
44 nicator MPI_COMM_WORLD when MPI is initialized. The values of these attributes can
45 be inquired by using the function MPI_COMM_GET_ATTR described in Section 6.7 on
46 page 267 and in Section 17.2.7 on page 655. It is erroneous to delete these attributes, free
47 their keys, or change their values.

48 The list of predefined attribute keys include

MPI_TAG_UB Upper bound for tag value. 1

MPI_HOST Host process rank, if such exists, MPI_PROC_NULL, otherwise. 2

MPI_IO rank of a node that has regular I/O facilities (possibly myrank). Nodes in the same communicator may return different values for this parameter. 3
4
5
6

MPI_WTIME_IS_GLOBAL Boolean variable that indicates whether clocks are synchronized. 7

Vendors may add implementation-specific parameters (such as node number, real memory size, virtual memory size, etc.) 8
9

These predefined attributes do not change value between MPI initialization (MPI_INIT) and MPI completion (MPI_FINALIZE), and cannot be updated or deleted by users. 10
11
12

Advice to users. Note that in the C binding, the value returned by these attributes is a *pointer* to an `int` containing the requested value. (*End of advice to users.*) 13
14
15

The required parameter values are discussed in more detail below: 16
17

Tag Values 18

Tag values range from 0 to the value returned for MPI_TAG_UB, inclusive. These values are guaranteed to be unchanging during the execution of an MPI program. In addition, the tag upper bound value must be *at least* 32767. An MPI implementation is free to make the value of MPI_TAG_UB larger than this; for example, the value $2^{30} - 1$ is also a valid value for MPI_TAG_UB. 19
20
21
22
23
24

The attribute MPI_TAG_UB has the same value on all processes of MPI_COMM_WORLD. 25
26

Host Rank 27

The value returned for MPI_HOST gets the rank of the *HOST* process in the group associated with communicator MPI_COMM_WORLD, if there is such. MPI_PROC_NULL is returned if there is no host. MPI does not specify what it means for a process to be a *HOST*, nor does it require that a *HOST* exists. 28
29
30
31
32

The attribute MPI_HOST has the same value on all processes of MPI_COMM_WORLD. 33
34

IO Rank 35

The value returned for MPI_IO is the rank of a processor that can provide language-standard I/O facilities. For Fortran, this means that all of the Fortran I/O operations are supported (e.g., OPEN, REWIND, WRITE). For C, this means that all of the ISO C I/O operations are supported (e.g., fopen, fprintf, lseek). 36
37
38
39

If every process can provide language-standard I/O, then the value MPI_ANY_SOURCE will be returned. Otherwise, if the calling process can provide language-standard I/O, then its rank will be returned. Otherwise, if some process can provide language-standard I/O then the rank of one such process will be returned. The same value need not be returned by all processes. If no process can provide language-standard I/O, then the value MPI_PROC_NULL will be returned. 40
41
42
43
44
45
46

Advice to users. Note that input is not collective, and this attribute does *not* indicate which process can or does provide input. (*End of advice to users.*) 47
48

1 Clock Synchronization

2 The value returned for `MPI_WTIME_IS_GLOBAL` is 1 if clocks at all processes in
 3 `MPI_COMM_WORLD` are synchronized, 0 otherwise. A collection of clocks is considered
 4 synchronized if explicit effort has been taken to synchronize them. The expectation is that
 5 the variation in time, as measured by calls to `MPI_WTIME`, will be less than one half the
 6 round-trip time for an MPI message of length zero. If time is measured at a process just
 7 before a send and at another process just after a matching receive, the second time should
 8 be always higher than the first one.

9 The attribute `MPI_WTIME_IS_GLOBAL` need not be present when the clocks are not
 10 synchronized (however, the attribute key `MPI_WTIME_IS_GLOBAL` is always valid). This
 11 attribute may be associated with communicators other than `MPI_COMM_WORLD`.

12 The attribute `MPI_WTIME_IS_GLOBAL` has the same value on all processes of
 13 `MPI_COMM_WORLD`.

14 Inquire Processor Name

15
 16
 17
 18
 19 `MPI_GET_PROCESSOR_NAME(name, resultlen)`

20	OUT	name	A unique specifier for the actual (as opposed to virtual) node.
21			
22	OUT	resultlen	Length (in printable characters) of the result returned in name
23			
24			

25
 26 `int MPI_Get_processor_name(char *name, int *resultlen)`

27 `MPI_Get_processor_name(name, resultlen, ierror) BIND(C)`
 28 `CHARACTER(LEN=MPI_MAX_PROCESSOR_NAME), INTENT(OUT) :: name`
 29 `INTEGER, INTENT(OUT) :: resultlen`
 30 `INTEGER, OPTIONAL, INTENT(OUT) :: ierror`
 31

32 `MPI_GET_PROCESSOR_NAME(NAME, RESULTLEN, IERROR)`
 33 `CHARACTER*(*) NAME`
 34 `INTEGER RESULTLEN, IERROR`

35 This routine returns the name of the processor on which it was called at the moment
 36 of the call. The name is a character string for maximum flexibility. From this value it
 37 must be possible to identify a specific piece of hardware; possible values include “processor
 38 9 in rack 4 of mpp.cs.org” and “231” (where 231 is the actual processor number in the
 39 running homogeneous system). The argument `name` must represent storage that is at least
 40 `MPI_MAX_PROCESSOR_NAME` characters long. `MPI_GET_PROCESSOR_NAME` may write
 41 up to this many characters into `name`.

42 The number of characters actually written is returned in the output argument, `resultlen`.
 43 In C, a null character is additionally stored at `name[resultlen]`. The value of `resultlen` cannot
 44 be larger than `MPI_MAX_PROCESSOR_NAME-1`. In Fortran, `name` is padded on the right with
 45 blank characters. The value of `resultlen` cannot be larger than `MPI_MAX_PROCESSOR_NAME`.

46
 47 *Rationale.* This function allows MPI implementations that do process migration to
 48 return the current processor. Note that nothing in MPI *requires* or defines process

migration; this definition of `MPI_GET_PROCESSOR_NAME` simply allows such an implementation. (*End of rationale.*)

Advice to users. The user must provide at least `MPI_MAX_PROCESSOR_NAME` space to write the processor name — processor names can be this long. The user should examine the output argument, `resultlen`, to determine the actual length of the name. (*End of advice to users.*)

8.2 Memory Allocation

In some systems, message-passing and remote-memory-access (RMA) operations run faster when accessing specially allocated memory (e.g., memory that is shared by the other processes in the communicating group on an SMP). MPI provides a mechanism for allocating and freeing such special memory. The use of such memory for message-passing or RMA is not mandatory, and this memory can be used without restrictions as any other dynamically allocated memory. However, implementations may restrict the use of some RMA functionality as defined in Section 11.5.3.

`MPI_ALLOC_MEM(size, info, baseptr)`

IN	size	size of memory segment in bytes (non-negative integer)
IN	info	info argument (handle)
OUT	baseptr	pointer to beginning of memory segment allocated

```
int MPI_Alloc_mem(MPI_Aint size, MPI_Info info, void *baseptr)
```

```
MPI_Alloc_mem(size, info, baseptr, ierror) BIND(C)
  USE, INTRINSIC :: ISO_C_BINDING, ONLY : C_PTR
  INTEGER(KIND=MPI_ADDRESS_KIND), INTENT(IN) :: size
  TYPE(MPI_Info), INTENT(IN) :: info
  TYPE(C_PTR), INTENT(OUT) :: baseptr
  INTEGER, OPTIONAL, INTENT(OUT) :: ierror
```

```
MPI_ALLOC_MEM(SIZE, INFO, BASEPTR, IERROR)
  INTEGER INFO, IERROR
  INTEGER(KIND=MPI_ADDRESS_KIND) SIZE, BASEPTR
```

If the Fortran compiler provides `TYPE(C_PTR)`, then the following interface must be provided in the `mpi` module and should be provided in `mpif.h` through overloading, i.e., with the same routine name as the routine with `INTEGER(KIND=MPI_ADDRESS_KIND) BASEPTR`, but with a different linker name:

```
INTERFACE MPI_ALLOC_MEM
  SUBROUTINE MPI_ALLOC_MEM_CPTR(SIZE, INFO, BASEPTR, IERROR)
    USE, INTRINSIC :: ISO_C_BINDING, ONLY : C_PTR
    INTEGER :: INFO, IERROR
    INTEGER(KIND=MPI_ADDRESS_KIND) :: SIZE
```

```

1     TYPE(C_PTR) :: BASEPTR
2     END SUBROUTINE
3     END INTERFACE

```

The linker name base of this overloaded function is `MPI_ALLOC_MEM_CPTR`. The implied linker names are described in Section 17.1.5 on page 607.

The `info` argument can be used to provide directives that control the desired location of the allocated memory. Such a directive does not affect the semantics of the call. Valid `info` values are implementation-dependent; a null directive value of `info = MPI_INFO_NULL` is always valid.

The function `MPI_ALLOC_MEM` may return an error code of class `MPI_ERR_NO_MEM` to indicate it failed because memory is exhausted.

```

14 MPI_FREE_MEM(base)

```

```

16     IN          base                initial address of memory segment allocated by
17                                     MPI_ALLOC_MEM (choice)

```

```

19     int MPI_Free_mem(void *base)

```

```

21     MPI_Free_mem(base, ierror) BIND(C)
22         TYPE(*), DIMENSION(..), INTENT(IN), ASYNCHRONOUS :: base
23         INTEGER, OPTIONAL, INTENT(OUT) :: ierror

```

```

24     MPI_FREE_MEM(BASE, IERROR)
25         <type> BASE(*)
26         INTEGER IERROR

```

The function `MPI_FREE_MEM` may return an error code of class `MPI_ERR_BASE` to indicate an invalid base argument.

Rationale. The C bindings of `MPI_ALLOC_MEM` and `MPI_FREE_MEM` are similar to the bindings for the `malloc` and `free` C library calls: a call to `MPI_Alloc_mem(..., &base)` should be paired with a call to `MPI_Free_mem(base)` (one less level of indirection). Both arguments are declared to be of same type `void*` so as to facilitate type casting. The Fortran binding is consistent with the C bindings: the Fortran `MPI_ALLOC_MEM` call returns in `baseptr` the `TYPE(C_PTR)` pointer or the (integer valued) address of the allocated memory. The `base` argument of `MPI_FREE_MEM` is a choice argument, which passes (a reference to) the variable stored at that location. (*End of rationale.*)

Advice to implementors. If `MPI_ALLOC_MEM` allocates special memory, then a design similar to the design of C `malloc` and `free` functions has to be used, in order to find out the size of a memory segment, when the segment is freed. If no special memory is used, `MPI_ALLOC_MEM` simply invokes `malloc`, and `MPI_FREE_MEM` invokes `free`.

A call to `MPI_ALLOC_MEM` can be used in shared memory systems to allocate memory in a shared memory segment. (*End of advice to implementors.*)

Example 8.1 Example of use of MPI_ALLOC_MEM, in Fortran with TYPE(C_PTR) pointers. We assume 4-byte REALs.

```

USE mpi_f08 ! or USE mpi      (not guaranteed with INCLUDE 'mpif.h')
USE, INTRINSIC :: ISO_C_BINDING
TYPE(C_PTR) :: p
REAL, DIMENSION(:,:), POINTER :: a ! no memory is allocated
INTEGER, DIMENSION(2) :: shape
INTEGER(KIND=MPI\_ADDRESS\_KIND) :: size
shape = (/100,100/)
size = 4 * shape(1) * shape(2) ! assuming 4 bytes per REAL
CALL MPI_Alloc_mem(size,MPI_INFO_NULL,p,ierr) ! memory is allocated and
CALL C_F_POINTER(p, a, shape) ! intrinsic ! now accessible via a(i,j)
... ! in ISO_C_BINDING
a(3,5) = 2.71;
...
CALL MPI_Free_mem(a, ierr) ! memory is freed

```

Example 8.2 Example of use of MPI_ALLOC_MEM, in Fortran with non-standard *Cray-pointers*. We assume 4-byte REALs, and assume that these pointers are address-sized.

```

REAL A
POINTER (P, A(100,100)) ! no memory is allocated
INTEGER(KIND=MPI\_ADDRESS\_KIND) SIZE
SIZE = 4*100*100
CALL MPI_ALLOC_MEM(SIZE, MPI_INFO_NULL, P, IERR)
! memory is allocated
...
A(3,5) = 2.71;
...
CALL MPI_FREE_MEM(A, IERR) ! memory is freed

```

This code is not Fortran 77 or Fortran 90 code. Some compilers may not support this code or need a special option, e.g., the GNU gFortran compiler needs `-fcray-pointer`.

Advice to implementors. Some compilers map Cray-pointers to address-sized integers, some to TYPE(C_PTR) pointers (e.g., Cray Fortran, version 7.3.3). From the user's viewpoint, this mapping is irrelevant because Examples 8.2 should work correctly with an MPI-3.0 (or later) library if Cray-pointers are available. (*End of advice to implementors.*)

Example 8.3 Same example, in C.

```

float (* f)[100][100];
/* no memory is allocated */
MPI_Alloc_mem(sizeof(float)*100*100, MPI_INFO_NULL, &f);
/* memory allocated */
...
(*f)[5][3] = 2.71;
...
MPI_Free_mem(f);

```

8.3 Error Handling

An MPI implementation cannot or may choose not to handle some errors that occur during MPI calls. These can include errors that generate exceptions or traps, such as floating point errors or access violations. The set of errors that are handled by MPI is implementation-dependent. Each such error generates an *MPI exception*.

The above text takes precedence over any text on error handling within this document. Specifically, text that states that errors *will* be handled should be read as *may* be handled.

A user can associate error handlers to three types of objects: communicators, windows, and files. The specified error handling routine will be used for any MPI exception that occurs during a call to MPI for the respective object. MPI calls that are not related to any objects are considered to be attached to the communicator MPI_COMM_WORLD. The attachment of error handlers to objects is purely local: different processes may attach different error handlers to corresponding objects.

Several predefined error handlers are available in MPI:

MPI_ERRORS_ARE_FATAL The handler, when called, causes the program to abort on all executing processes. This has the same effect as if MPI_ABORT was called by the process that invoked the handler.

MPI_ERRORS_RETURN The handler has no effect other than returning the error code to the user.

Implementations may provide additional predefined error handlers and programmers can code their own error handlers.

The error handler MPI_ERRORS_ARE_FATAL is associated by default with MPI_COMM_WORLD after initialization. Thus, if the user chooses not to control error handling, every error that MPI handles is treated as fatal. Since (almost) all MPI calls return an error code, a user may choose to handle errors in its main code, by testing the return code of MPI calls and executing a suitable recovery code when the call was not successful. In this case, the error handler MPI_ERRORS_RETURN will be used. Usually it is more convenient and more efficient not to test for errors after each MPI call, and have such error handled by a non-trivial MPI error handler.

After an error is detected, the state of MPI is undefined. That is, using a user-defined error handler, or MPI_ERRORS_RETURN, does *not* necessarily allow the user to continue to use MPI after an error is detected. The purpose of these error handlers is to allow a user to issue user-defined error messages and to take actions unrelated to MPI (such as flushing I/O buffers) before a program exits. An MPI implementation is free to allow MPI to continue after an error but is not required to do so.

Advice to implementors. A high-quality implementation will, to the greatest possible extent, circumscribe the impact of an error, so that normal processing can continue after an error handler was invoked. The implementation documentation will provide information on the possible effect of each class of errors. (*End of advice to implementors.*)

An MPI error handler is an opaque object, which is accessed by a handle. MPI calls are provided to create new error handlers, to associate error handlers with objects, and to test which error handler is associated with an object. C has distinct typedefs for user defined

error handling callback functions that accept communicator, file, and window arguments. In Fortran there are three user routines.

An error handler object is created by a call to `MPI_XXX_CREATE_ERRHANDLER`, where `XXX` is, respectively, `COMM`, `WIN`, or `FILE`.

An error handler is attached to a communicator, window, or file by a call to `MPI_XXX_SET_ERRHANDLER`. The error handler must be either a predefined error handler, or an error handler that was created by a call to `MPI_XXX_CREATE_ERRHANDLER`, with matching `XXX`. The predefined error handlers `MPI_ERRORS_RETURN` and `MPI_ERRORS_ARE_FATAL` can be attached to communicators, windows, and files.

The error handler currently associated with a communicator, window, or file can be retrieved by a call to `MPI_XXX_GET_ERRHANDLER`.

The MPI function `MPI_ERRHANDLER_FREE` can be used to free an error handler that was created by a call to `MPI_XXX_CREATE_ERRHANDLER`.

`MPI_{COMM,WIN,FILE}_GET_ERRHANDLER` behave as if a new error handler object is created. That is, once the error handler is no longer needed, `MPI_ERRHANDLER_FREE` should be called with the error handler returned from `MPI_{COMM,WIN,FILE}_GET_ERRHANDLER` to mark the error handler for deallocation. This provides behavior similar to that of `MPI_COMM_GROUP` and `MPI_GROUP_FREE`.

Advice to implementors. High-quality implementations should raise an error when an error handler that was created by a call to `MPI_XXX_CREATE_ERRHANDLER` is attached to an object of the wrong type with a call to `MPI_YYY_SET_ERRHANDLER`. To do so, it is necessary to maintain, with each error handler, information on the typedef of the associated user function. (*End of advice to implementors.*)

The syntax for these calls is given below.

8.3.1 Error Handlers for Communicators

```
MPI_COMM_CREATE_ERRHANDLER(comm_errhandler_fn, errhandler)
```

IN	<code>comm_errhandler_fn</code>	user defined error handling procedure (function)
OUT	<code>errhandler</code>	MPI error handler (handle)

```
int MPI_Comm_create_errhandler(MPI_Comm_errhandler_function
                               *comm_errhandler_fn, MPI_Errhandler *errhandler)
```

```
MPI_Comm_create_errhandler(comm_errhandler_fn, errhandler, ierror) BIND(C)
  PROCEDURE(MPI_Comm_errhandler_function) :: comm_errhandler_fn
  TYPE(MPI_Errhandler), INTENT(OUT) :: errhandler
  INTEGER, OPTIONAL, INTENT(OUT) :: ierror
```

```
MPI_COMM_CREATE_ERRHANDLER(COMM_ERRHANDLER_FN, ERRHANDLER, IERROR)
  EXTERNAL COMM_ERRHANDLER_FN
  INTEGER ERRHANDLER, IERROR
```

Creates an error handler that can be attached to communicators.

The user routine should be, in C, a function of type `MPI_Comm_errhandler_function`, which is defined as

```
1 typedef void MPI_Comm_errhandler_function(MPI_Comm *, int *, ...);
```

2
3 The first argument is the communicator in use. The second is the error code to be
4 returned by the MPI routine that raised the error. If the routine would have returned
5 MPI_ERR_IN_STATUS, it is the error code returned in the status for the request that caused
6 the error handler to be invoked. The remaining arguments are “varargs” arguments whose
7 number and meaning is implementation-dependent. An implementation should clearly doc-
8 ument these arguments. Addresses are used so that the handler may be written in Fortran.
9 With the Fortran `mpi_f08` module, the user routine `comm_errhandler_fn` should be of the
10 form:

```
11 ABSTRACT INTERFACE
```

```
12   SUBROUTINE MPI_Comm_errhandler_function(comm, error_code) BIND(C)
```

```
13     TYPE(MPI_Comm) :: comm
```

```
14     INTEGER :: error_code
```

15 With the Fortran `mpi` module and `mpif.h`, the user routine `COMM_ERRHANDLER_FN`
16 should be of the form:

```
17 SUBROUTINE COMM_ERRHANDLER_FUNCTION(COMM, ERROR_CODE)
```

```
18   INTEGER COMM, ERROR_CODE
```

19
20
21 *Rationale.* The variable argument list is provided because it provides an ISO-
22 standard hook for providing additional information to the error handler; without this
23 hook, ISO C prohibits additional arguments. (*End of rationale.*)

24
25 *Advice to users.* A newly created communicator inherits the error handler that
26 is associated with the “parent” communicator. In particular, the user can specify
27 a “global” error handler for all communicators by associating this handler with the
28 communicator `MPI_COMM_WORLD` immediately after initialization. (*End of advice to*
29 *users.*)

```
30  
31  
32 MPI_COMM_SET_ERRHANDLER(comm, errhandler)
```

```
33   INOUT comm communicator (handle)
```

```
34   IN errhandler new error handler for communicator (handle)
```

```
35  
36  
37 int MPI_Comm_set_errhandler(MPI_Comm comm, MPI_Errhandler errhandler)
```

```
38 MPI_Comm_set_errhandler(comm, errhandler, ierror) BIND(C)
```

```
39   TYPE(MPI_Comm), INTENT(IN) :: comm
```

```
40   TYPE(MPI_Errhandler), INTENT(IN) :: errhandler
```

```
41   INTEGER, OPTIONAL, INTENT(OUT) :: ierror
```

```
42  
43 MPI_COMM_SET_ERRHANDLER(COMM, ERRHANDLER, IERROR)
```

```
44   INTEGER COMM, ERRHANDLER, IERROR
```

45
46 Attaches a new error handler to a communicator. The error handler must be either
47 a predefined error handler, or an error handler created by a call to
48 `MPI_COMM_CREATE_ERRHANDLER`.

```

MPI_COMM_GET_ERRHANDLER(comm, errhandler) 1
IN      comm                               communicator (handle) 2
OUT     errhandler                          error handler currently associated with communicator 3
                                              (handle) 4
                                              5
                                              6

```

```

int MPI_Comm_get_errhandler(MPI_Comm comm, MPI_Errhandler *errhandler) 7

```

```

MPI_Comm_get_errhandler(comm, errhandler, ierror) BIND(C) 8
TYPE(MPI_Comm), INTENT(IN) :: comm 9
TYPE(MPI_Errhandler), INTENT(OUT) :: errhandler 10
INTEGER, OPTIONAL, INTENT(OUT) :: ierror 11

```

```

MPI_COMM_GET_ERRHANDLER(COMM, ERRHANDLER, IERROR) 13
INTEGER COMM, ERRHANDLER, IERROR 14

```

Retrieves the error handler currently associated with a communicator. 15

For example, a library function may register at its entry point the current error handler 16
for a communicator, set its own private error handler for this communicator, and restore 17
before exiting the previous error handler. 18

8.3.2 Error Handlers for Windows 19

```

MPI_WIN_CREATE_ERRHANDLER(win_errhandler_fn, errhandler) 20
IN      win_errhandler_fn                   user defined error handling procedure (function) 21
OUT     errhandler                          MPI error handler (handle) 22

```

```

int MPI_Win_create_errhandler(MPI_Win_errhandler_function 23
                             *win_errhandler_fn, MPI_Errhandler *errhandler) 24

```

```

MPI_Win_create_errhandler(win_errhandler_fn, errhandler, ierror) BIND(C) 25
PROCEDURE(MPI_Win_errhandler_function) :: win_errhandler_fn 26
TYPE(MPI_Errhandler), INTENT(OUT) :: errhandler 27
INTEGER, OPTIONAL, INTENT(OUT) :: ierror 28

```

```

MPI_WIN_CREATE_ERRHANDLER(WIN_ERRHANDLER_FN, ERRHANDLER, IERROR) 29
EXTERNAL WIN_ERRHANDLER_FN 30
INTEGER ERRHANDLER, IERROR 31

```

Creates an error handler that can be attached to a window object. The user routine 32
should be, in C, a function of type MPI_Win_errhandler_function which is defined as 33
typedef void MPI_Win_errhandler_function(MPI_Win *, int *, ...); 34

The first argument is the window in use, the second is the error code to be returned. 35
With the Fortran mpi_f08 module, the user routine win_errhandler_fn should be of the form: 36

```

ABSTRACT INTERFACE 37
SUBROUTINE MPI_Win_errhandler_function(win, error_code) BIND(C) 38
TYPE(MPI_Win) :: win 39
INTEGER :: error_code 40

```

1 With the Fortran `mpi` module and `mpif.h`, the user routine `WIN_ERRHANDLER_FN` should
 2 be of the form:

```
3 SUBROUTINE WIN_ERRHANDLER_FUNCTION(WIN, ERROR_CODE)
4     INTEGER WIN, ERROR_CODE
```

```
7 MPI_WIN_SET_ERRHANDLER(win, errhandler)
```

```
8     INOUT win                window (handle)
9     IN     errhandler        new error handler for window (handle)
```

```
12 int MPI_Win_set_errhandler(MPI_Win win, MPI_Errhandler errhandler)
```

```
13 MPI_Win_set_errhandler(win, errhandler, ierror) BIND(C)
14     TYPE(MPI_Win), INTENT(IN) :: win
15     TYPE(MPI_Errhandler), INTENT(IN) :: errhandler
16     INTEGER, OPTIONAL, INTENT(OUT) :: ierror
```

```
18 MPI_WIN_SET_ERRHANDLER(WIN, ERRHANDLER, IERROR)
19     INTEGER WIN, ERRHANDLER, IERROR
```

21 Attaches a new error handler to a window. The error handler must be either a pre-
 22 defined error handler, or an error handler created by a call to
 23 `MPI_WIN_CREATE_ERRHANDLER`.

```
25 MPI_WIN_GET_ERRHANDLER(win, errhandler)
```

```
26     IN     win                window (handle)
27     OUT    errhandler        error handler currently associated with window (han-
28                                     dle)
```

```
31 int MPI_Win_get_errhandler(MPI_Win win, MPI_Errhandler *errhandler)
```

```
32 MPI_Win_get_errhandler(win, errhandler, ierror) BIND(C)
33     TYPE(MPI_Win), INTENT(IN) :: win
34     TYPE(MPI_Errhandler), INTENT(OUT) :: errhandler
35     INTEGER, OPTIONAL, INTENT(OUT) :: ierror
```

```
37 MPI_WIN_GET_ERRHANDLER(WIN, ERRHANDLER, IERROR)
38     INTEGER WIN, ERRHANDLER, IERROR
```

39
 40 Retrieves the error handler currently associated with a window.

41
 42
 43
 44
 45
 46
 47
 48

8.3.3 Error Handlers for Files

`MPI_FILE_CREATE_ERRHANDLER(file_errhandler_fn, errhandler)`

IN	file_errhandler_fn	user defined error handling procedure (function)
OUT	errhandler	MPI error handler (handle)

```
int MPI_File_create_errhandler(MPI_File_errhandler_function
                             *file_errhandler_fn, MPI_Errhandler *errhandler)
```

```
MPI_File_create_errhandler(file_errhandler_fn, errhandler, ierror) BIND(C)
  PROCEDURE(MPI_File_errhandler_function) :: file_errhandler_fn
  TYPE(MPI_Errhandler), INTENT(OUT) :: errhandler
  INTEGER, OPTIONAL, INTENT(OUT) :: ierror
```

```
MPI_FILE_CREATE_ERRHANDLER(FILE_ERRHANDLER_FN, ERRHANDLER, IERROR)
  EXTERNAL FILE_ERRHANDLER_FN
  INTEGER ERRHANDLER, IERROR
```

Creates an error handler that can be attached to a file object. The user routine should be, in C, a function of type `MPI_File_errhandler_function`, which is defined as

```
typedef void MPI_File_errhandler_function(MPI_File *, int *, ...);
```

The first argument is the file in use, the second is the error code to be returned. With the Fortran `mpi_f08` module, the user routine `file_errhandler_fn` should be of the form:

```
ABSTRACT INTERFACE
```

```
  SUBROUTINE MPI_File_errhandler_function(file, error_code) BIND(C)
    TYPE(MPI_File) :: file
    INTEGER :: error_code
```

With the Fortran `mpi` module and `mpif.h`, the user routine `FILE_ERRHANDLER_FN` should be of the form:

```
SUBROUTINE FILE_ERRHANDLER_FUNCTION(FILE, ERROR_CODE)
  INTEGER FILE, ERROR_CODE
```

`MPI_FILE_SET_ERRHANDLER(file, errhandler)`

INOUT	file	file (handle)
IN	errhandler	new error handler for file (handle)

```
int MPI_File_set_errhandler(MPI_File file, MPI_Errhandler errhandler)
```

```
MPI_File_set_errhandler(file, errhandler, ierror) BIND(C)
  TYPE(MPI_File), INTENT(IN) :: file
  TYPE(MPI_Errhandler), INTENT(IN) :: errhandler
  INTEGER, OPTIONAL, INTENT(OUT) :: ierror
```

```
MPI_FILE_SET_ERRHANDLER(FILE, ERRHANDLER, IERROR)
  INTEGER FILE, ERRHANDLER, IERROR
```

1 Attaches a new error handler to a file. The error handler must be either a predefined
 2 error handler, or an error handler created by a call to MPI_FILE_CREATE_ERRHANDLER.
 3

4
 5 MPI_FILE_GET_ERRHANDLER(file, errhandler)

6 IN file file (handle)

7 OUT errhandler error handler currently associated with file (handle)
 8

9
 10 int MPI_File_get_errhandler(MPI_File file, MPI_Errhandler *errhandler)

11 MPI_File_get_errhandler(file, errhandler, ierror) BIND(C)

12 TYPE(MPI_File), INTENT(IN) :: file

13 TYPE(MPI_Errhandler), INTENT(OUT) :: errhandler

14 INTEGER, OPTIONAL, INTENT(OUT) :: ierror
 15

16 MPI_FILE_GET_ERRHANDLER(FILE, ERRHANDLER, IERROR)

17 INTEGER FILE, ERRHANDLER, IERROR
 18

19 Retrieves the error handler currently associated with a file.
 20

21 8.3.4 Freeing Errorhandlers and Retrieving Error Strings

22
 23 MPI_ERRHANDLER_FREE(errhandler)

24 INOUT errhandler MPI error handler (handle)
 25
 26

27 int MPI_Errhandler_free(MPI_Errhandler *errhandler)

28 MPI_Errhandler_free(errhandler, ierror) BIND(C)

29 TYPE(MPI_Errhandler), INTENT(INOUT) :: errhandler

30 INTEGER, OPTIONAL, INTENT(OUT) :: ierror
 31

32 MPI_ERRHANDLER_FREE(ERRHANDLER, IERROR)

33 INTEGER ERRHANDLER, IERROR
 34

35 Marks the error handler associated with errhandler for deallocation and sets errhandler
 36 to MPI_ERRHANDLER_NULL. The error handler will be deallocated after all the objects
 37 associated with it (communicator, window, or file) have been deallocated.
 38

39 MPI_ERROR_STRING(errorcode, string, resultlen)

40 IN errorcode Error code returned by an MPI routine

41 OUT string Text that corresponds to the errorcode

42 OUT resultlen Length (in printable characters) of the result returned
 43 in string
 44

45
 46 int MPI_Error_string(int errorcode, char *string, int *resultlen)

47 MPI_Error_string(errorcode, string, resultlen, ierror) BIND(C)
 48


```

INTEGER, INTENT(IN) :: errorcode
CHARACTER(LEN=MPI_MAX_ERROR_STRING), INTENT(OUT) :: string
INTEGER, INTENT(OUT) :: resultlen
INTEGER, OPTIONAL, INTENT(OUT) :: ierror
MPI_ERROR_STRING(ERRORCODE, STRING, RESULTLEN, IERROR)
INTEGER ERRORCODE, RESULTLEN, IERROR
CHARACTER*(*) STRING

```

Returns the error string associated with an error code or class. The argument `string` must represent storage that is at least `MPI_MAX_ERROR_STRING` characters long.

The number of characters actually written is returned in the output argument, `resultlen`.

Rationale. The form of this function was chosen to make the Fortran and C bindings similar. A version that returns a pointer to a string has two difficulties. First, the return string must be statically allocated and different for each error message (allowing the pointers returned by successive calls to `MPI_ERROR_STRING` to point to the correct message). Second, in Fortran, a function declared as returning `CHARACTER*(*)` can not be referenced in, for example, a `PRINT` statement. (*End of rationale.*)

8.4 Error Codes and Classes

The error codes returned by MPI are left entirely to the implementation (with the exception of `MPI_SUCCESS`). This is done to allow an implementation to provide as much information as possible in the error code (for use with `MPI_ERROR_STRING`).

To make it possible for an application to interpret an error code, the routine `MPI_ERROR_CLASS` converts any error code into one of a small set of standard error codes, called *error classes*. Valid error classes are shown in Table 8.1 and Table 8.2.

The error classes are a subset of the error codes: an MPI function may return an error class number; and the function `MPI_ERROR_STRING` can be used to compute the error string associated with an error class. The values defined for MPI error classes are valid MPI error codes.

The error codes satisfy,

$$0 = \text{MPI_SUCCESS} < \text{MPI_ERR_...} \leq \text{MPI_ERR_LASTCODE}.$$

Rationale. The difference between `MPI_ERR_UNKNOWN` and `MPI_ERR_OTHER` is that `MPI_ERROR_STRING` can return useful information about `MPI_ERR_OTHER`.

Note that `MPI_SUCCESS = 0` is necessary to be consistent with C practice; the separation of error classes and error codes allows us to define the error classes this way. Having a known `LASTCODE` is often a nice sanity check as well. (*End of rationale.*)

```
MPI_ERROR_CLASS( errorcode, errorclass )
```

```
IN      errorcode      Error code returned by an MPI routine
```

```
OUT    errorclass     Error class associated with errorcode
```

```
int MPI_Error_class(int errorcode, int *errorclass)
```

1		
2		
3	MPI_SUCCESS	No error
4	MPI_ERR_BUFFER	Invalid buffer pointer
5	MPI_ERR_COUNT	Invalid count argument
6	MPI_ERR_TYPE	Invalid datatype argument
7	MPI_ERR_TAG	Invalid tag argument
8	MPI_ERR_COMM	Invalid communicator
9	MPI_ERR_RANK	Invalid rank
10	MPI_ERR_REQUEST	Invalid request (handle)
11	MPI_ERR_ROOT	Invalid root
12	MPI_ERR_GROUP	Invalid group
13	MPI_ERR_OP	Invalid operation
14	MPI_ERR_TOPOLOGY	Invalid topology
15	MPI_ERR_DIMS	Invalid dimension argument
16	MPI_ERR_ARG	Invalid argument of some other kind
17	MPI_ERR_UNKNOWN	Unknown error
18	MPI_ERR_TRUNCATE	Message truncated on receive
19	MPI_ERR_OTHER	Known error not in this list
20	MPI_ERR_INTERN	Internal MPI (implementation) error
21	MPI_ERR_IN_STATUS	Error code is in status
22	MPI_ERR_PENDING	Pending request
23	MPI_ERR_KEYVAL	Invalid keyval has been passed
24	MPI_ERR_NO_MEM	MPI_ALLOC_MEM failed because memory
25		is exhausted
26	MPI_ERR_BASE	Invalid base passed to MPI_FREE_MEM
27	MPI_ERR_INFO_KEY	Key longer than MPI_MAX_INFO_KEY
28	MPI_ERR_INFO_VALUE	Value longer than MPI_MAX_INFO_VAL
29	MPI_ERR_INFO_NOKEY	Invalid key passed to MPI_INFO_DELETE
30	MPI_ERR_SPAWN	Error in spawning processes
31	MPI_ERR_PORT	Invalid port name passed to
32		MPI_COMM_CONNECT
33	MPI_ERR_SERVICE	Invalid service name passed to
34		MPI_UNPUBLISH_NAME
35	MPI_ERR_NAME	Invalid service name passed to
36		MPI_LOOKUP_NAME
37	MPI_ERR_WIN	Invalid win argument
38	MPI_ERR_SIZE	Invalid size argument
39	MPI_ERR_DISP	Invalid disp argument
40	MPI_ERR_INFO	Invalid info argument
41	MPI_ERR_LOCKTYPE	Invalid locktype argument
42	MPI_ERR_ASSERT	Invalid assert argument
43	MPI_ERR_RMA_CONFLICT	Conflicting accesses to window
44	MPI_ERR_RMA_SYNC	Wrong synchronization of RMA calls
45		
46		
47		
48		

Table 8.1: Error classes (Part 1)

		1
		2
		3
		4
MPI_ERR_RMA_RANGE	Target memory is not part of the window (in the case of a window created with MPI_WIN_CREATE_DYNAMIC, target memory is not attached)	5
		6
		7
MPI_ERR_RMA_ATTACH	Memory cannot be attached (e.g., because of resource exhaustion)	8
		9
MPI_ERR_RMA_SHARED	Memory cannot be shared (e.g., some process in the group of the specified communicator cannot expose shared memory)	10
		11
		12
MPI_ERR_RMA_FLAVOR	Passed window has the wrong flavor for the called function	13
		14
MPI_ERR_FILE	Invalid file handle	15
MPI_ERR_NOT_SAME	Collective argument not identical on all processes, or collective routines called in a different order by different processes	16
		17
		18
MPI_ERR_AMODE	Error related to the amode passed to MPI_FILE_OPEN	19
		20
MPI_ERR_UNSUPPORTED_DATAREP	Unsupported datarep passed to MPI_FILE_SET_VIEW	21
		22
MPI_ERR_UNSUPPORTED_OPERATION	Unsupported operation, such as seeking on a file which supports sequential access only	23
		24
MPI_ERR_NO_SUCH_FILE	File does not exist	25
MPI_ERR_FILE_EXISTS	File exists	26
MPI_ERR_BAD_FILE	Invalid file name (e.g., path name too long)	27
MPI_ERR_ACCESS	Permission denied	28
MPI_ERR_NO_SPACE	Not enough space	29
MPI_ERR_QUOTA	Quota exceeded	30
MPI_ERR_READ_ONLY	Read-only file or file system	31
MPI_ERR_FILE_IN_USE	File operation could not be completed, as the file is currently open by some process	32
		33
MPI_ERR_DUP_DATAREP	Conversion functions could not be registered because a data representation identifier that was already defined was passed to MPI_REGISTER_DATAREP	34
		35
		36
		37
MPI_ERR_CONVERSION	An error occurred in a user supplied data conversion function.	38
		39
MPI_ERR_IO	Other I/O error	40
MPI_ERR_LASTCODE	Last error code	41
		42
		43
		44
		45
		46
		47
		48

Table 8.2: Error classes (Part 2)

```

1 MPI_Error_class(errorcode, errorclass, ierror) BIND(C)
2     INTEGER, INTENT(IN) :: errorcode
3     INTEGER, INTENT(OUT) :: errorclass
4     INTEGER, OPTIONAL, INTENT(OUT) :: ierror
5

```

```

6 MPI_ERROR_CLASS(ERRORCODE, ERRORCLASS, IERROR)
7     INTEGER ERRORCODE, ERRORCLASS, IERROR
8

```

The function `MPI_ERROR_CLASS` maps each standard error code (error class) onto itself.

8.5 Error Classes, Error Codes, and Error Handlers

Users may want to write a layered library on top of an existing MPI implementation, and this library may have its own set of error codes and classes. An example of such a library is an I/O library based on MPI, see Chapter 13 on page 489. For this purpose, functions are needed to:

1. add a new error class to the ones an MPI implementation already knows.
2. associate error codes with this error class, so that `MPI_ERROR_CLASS` works.
3. associate strings with these error codes, so that `MPI_ERROR_STRING` works.
4. invoke the error handler associated with a communicator, window, or object.

Several functions are provided to do this. They are all local. No functions are provided to free error classes or codes: it is not expected that an application will generate them in significant numbers.

```

29 MPI_ADD_ERROR_CLASS(errorclass)
30     OUT     errorclass           value for the new error class (integer)
31

```

```

32
33 int MPI_Add_error_class(int *errorclass)
34
35 MPI_Add_error_class(errorclass, ierror) BIND(C)
36     INTEGER, INTENT(OUT) :: errorclass
37     INTEGER, OPTIONAL, INTENT(OUT) :: ierror
38

```

```

38 MPI_ADD_ERROR_CLASS(ERRORCLASS, IERROR)
39     INTEGER ERRORCLASS, IERROR
40

```

Creates a new error class and returns the value for it.

Rationale. To avoid conflicts with existing error codes and classes, the value is set by the implementation and not by the user. (*End of rationale.*)

Advice to implementors. A high-quality implementation will return the value for a new `errorclass` in the same deterministic way on all processes. (*End of advice to implementors.*)

Advice to users. Since a call to `MPI_ADD_ERROR_CLASS` is local, the same `errorclass` may not be returned on all processes that make this call. Thus, it is not safe to assume that registering a new error on a set of processes at the same time will yield the same `errorclass` on all of the processes. However, if an implementation returns the new `errorclass` in a deterministic way, and they are always generated in the same order on the same set of processes (for example, all processes), then the value will be the same. However, even if a deterministic algorithm is used, the value can vary across processes. This can happen, for example, if different but overlapping groups of processes make a series of calls. As a result of these issues, getting the “same” error on multiple processes may not cause the same value of error code to be generated. (*End of advice to users.*)

The value of `MPI_ERR_LASTCODE` is a constant value and is not affected by new user-defined error codes and classes. Instead, a predefined attribute key `MPI_LASTUSEDCLASS` is associated with `MPI_COMM_WORLD`. The attribute value corresponding to this key is the current maximum error class including the user-defined ones. This is a local value and may be different on different processes. The value returned by this key is always greater than or equal to `MPI_ERR_LASTCODE`.

Advice to users. The value returned by the key `MPI_LASTUSEDCLASS` will not change unless the user calls a function to explicitly add an error class/code. In a multi-threaded environment, the user must take extra care in assuming this value has not changed. Note that error codes and error classes are not necessarily dense. A user may not assume that each error class below `MPI_LASTUSEDCLASS` is valid. (*End of advice to users.*)

`MPI_ADD_ERROR_CODE(errorclass, errorcode)`

IN	<code>errorclass</code>	error class (integer)
OUT	<code>errorcode</code>	new error code to associated with <code>errorclass</code> (integer)

`int MPI_Add_error_code(int errorclass, int *errorcode)`

`MPI_Add_error_code(errorclass, errorcode, ierror) BIND(C)`

INTEGER, INTENT(IN) ::	<code>errorclass</code>
INTEGER, INTENT(OUT) ::	<code>errorcode</code>
INTEGER, OPTIONAL, INTENT(OUT) ::	<code>ierror</code>

`MPI_ADD_ERROR_CODE(ERRORCLASS, ERRORCODE, IERROR)`

INTEGER ERRORCLASS, ERRORCODE, IERROR

Creates new error code associated with `errorclass` and returns its value in `errorcode`.

Rationale. To avoid conflicts with existing error codes and classes, the value of the new error code is set by the implementation and not by the user. (*End of rationale.*)

Advice to implementors. A high-quality implementation will return the value for a new `errorcode` in the same deterministic way on all processes. (*End of advice to implementors.*)

```

1 MPI_ADD_ERROR_STRING(errorcode, string)
2     IN          errorcode          error code or class (integer)
3
4     IN          string             text corresponding to errorcode (string)

```

```

5
6 int MPI_Add_error_string(int errorcode, const char *string)

```

```

7 MPI_Add_error_string(errorcode, string, ierror) BIND(C)
8     INTEGER, INTENT(IN) :: errorcode
9     CHARACTER(LEN=*), INTENT(IN) :: string
10    INTEGER, OPTIONAL, INTENT(OUT) :: ierror
11

```

```

12 MPI_ADD_ERROR_STRING(ERRORCODE, STRING, IERROR)
13     INTEGER ERRORCODE, IERROR
14     CHARACTER*(*) STRING

```

15 Associates an error string with an error code or class. The string must be no more
16 than MPI_MAX_ERROR_STRING characters long. The length of the string is as defined in the
17 calling language. The length of the string does not include the null terminator in C. Trailing
18 blanks will be stripped in Fortran. Calling MPI_ADD_ERROR_STRING for an errorcode that
19 already has a string will replace the old string with the new string. It is erroneous to call
20 MPI_ADD_ERROR_STRING for an error code or class with a value \leq MPI_ERR_LASTCODE.

21 If MPI_ERROR_STRING is called when no string has been set, it will return a empty
22 string (all spaces in Fortran, "" in C).

23 Section 8.3 on page 340 describes the methods for creating and associating error han-
24 dlers with communicators, files, and windows.

```

25
26
27 MPI_COMM_CALL_ERRHANDLER (comm, errorcode)
28
29     IN          comm              communicator with error handler (handle)
30
31     IN          errorcode         error code (integer)

```

```

32 int MPI_Comm_call_errhandler(MPI_Comm comm, int errorcode)

```

```

33 MPI_Comm_call_errhandler(comm, errorcode, ierror) BIND(C)
34     TYPE(MPI_Comm), INTENT(IN) :: comm
35     INTEGER, INTENT(IN) :: errorcode
36     INTEGER, OPTIONAL, INTENT(OUT) :: ierror
37

```

```

38 MPI_COMM_CALL_ERRHANDLER(COMM, ERRORCODE, IERROR)
39     INTEGER COMM, ERRORCODE, IERROR

```

40 This function invokes the error handler assigned to the communicator with the error
41 code supplied. This function returns MPI_SUCCESS in C and the same value in IERROR if
42 the error handler was successfully called (assuming the process is not aborted and the error
43 handler returns).

44
45 *Advice to users.* Users should note that the default error handler is
46 MPI_ERRORS_ARE_FATAL. Thus, calling MPI_COMM_CALL_ERRHANDLER will abort

the comm processes if the default error handler has not been changed for this communicator or on the parent before the communicator was created. (*End of advice to users.*)

MPI_WIN_CALL_ERRHANDLER(win, errorcode)

IN win window with error handler (handle)
 IN errorcode error code (integer)

int MPI_Win_call_errhandler(MPI_Win win, int errorcode)

MPI_Win_call_errhandler(win, errorcode, ierror) BIND(C)

TYPE(MPI_Win), INTENT(IN) :: win
 INTEGER, INTENT(IN) :: errorcode
 INTEGER, OPTIONAL, INTENT(OUT) :: ierror

MPI_WIN_CALL_ERRHANDLER(WIN, ERRORCODE, IERROR)

INTEGER WIN, ERRORCODE, IERROR

This function invokes the error handler assigned to the window with the error code supplied. This function returns MPI_SUCCESS in C and the same value in IERROR if the error handler was successfully called (assuming the process is not aborted and the error handler returns).

Advice to users. As with communicators, the default error handler for windows is MPI_ERRORS_ARE_FATAL. (*End of advice to users.*)

MPI_FILE_CALL_ERRHANDLER(fh, errorcode)

IN fh file with error handler (handle)
 IN errorcode error code (integer)

int MPI_File_call_errhandler(MPI_File fh, int errorcode)

MPI_File_call_errhandler(fh, errorcode, ierror) BIND(C)

TYPE(MPI_File), INTENT(IN) :: fh
 INTEGER, INTENT(IN) :: errorcode
 INTEGER, OPTIONAL, INTENT(OUT) :: ierror

MPI_FILE_CALL_ERRHANDLER(FH, ERRORCODE, IERROR)

INTEGER FH, ERRORCODE, IERROR

This function invokes the error handler assigned to the file with the error code supplied. This function returns MPI_SUCCESS in C and the same value in IERROR if the error handler was successfully called (assuming the process is not aborted and the error handler returns).

Advice to users. Unlike errors on communicators and windows, the default behavior for files is to have MPI_ERRORS_RETURN. (*End of advice to users.*)

Advice to users. Users are warned that handlers should not be called recursively with `MPI_COMM_CALL_ERRHANDLER`, `MPI_FILE_CALL_ERRHANDLER`, or `MPI_WIN_CALL_ERRHANDLER`. Doing this can create a situation where an infinite recursion is created. This can occur if `MPI_COMM_CALL_ERRHANDLER`, `MPI_FILE_CALL_ERRHANDLER`, or `MPI_WIN_CALL_ERRHANDLER` is called inside an error handler.

Error codes and classes are associated with a process. As a result, they may be used in any error handler. Error handlers should be prepared to deal with any error code they are given. Furthermore, it is good practice to only call an error handler with the appropriate error codes. For example, file errors would normally be sent to the file error handler. (*End of advice to users.*)

8.6 Timers and Synchronization

MPI defines a timer. A timer is specified even though it is not “message-passing,” because timing parallel programs is important in “performance debugging” and because existing timers (both in POSIX 1003.1-1988 and 1003.4D 14.1 and in Fortran 90) are either inconvenient or do not provide adequate access to high resolution timers. See also Section 2.6.4 on page 19.

`MPI_WTIME()`

```
double MPI_Wtime(void)
DOUBLE PRECISION MPI_Wtime() BIND(C)
DOUBLE PRECISION MPI_WTIME()
```

`MPI_WTIME` returns a floating-point number of seconds, representing elapsed wall-clock time since some time in the past.

The “time in the past” is guaranteed not to change during the life of the process. The user is responsible for converting large numbers of seconds to other units if they are preferred.

This function is portable (it returns seconds, not “ticks”), it allows high-resolution, and carries no unnecessary baggage. One would use it like this:

```
{
    double starttime, endtime;
    starttime = MPI_Wtime();
    .... stuff to be timed ...
    endtime = MPI_Wtime();
    printf("That took %f seconds\n",endtime-starttime);
}
```

The times returned are local to the node that called them. There is no requirement that different nodes return “the same time.” (But see also the discussion of `MPI_WTIME_IS_GLOBAL` in Section 8.1.2).


```
MPI_WTICK()
```

```
double MPI_Wtick(void)
```

```
DOUBLE PRECISION MPI_Wtick() BIND(C)
```

```
DOUBLE PRECISION MPI_WTICK()
```

MPI_WTICK returns the resolution of MPI_WTIME in seconds. That is, it returns, as a double precision value, the number of seconds between successive clock ticks. For example, if the clock is implemented by the hardware as a counter that is incremented every millisecond, the value returned by MPI_WTICK should be 10^{-3} .

8.7 Startup

One goal of MPI is to achieve *source code portability*. By this we mean that a program written using MPI and complying with the relevant language standards is portable as written, and must not require any source code changes when moved from one system to another. This explicitly does *not* say anything about how an MPI program is started or launched from the command line, nor what the user must do to set up the environment in which an MPI program will run. However, an implementation may require some setup to be performed before other MPI routines may be called. To provide for this, MPI includes an initialization routine MPI_INIT.

```
MPI_INIT()
```

```
int MPI_Init(int *argc, char ***argv)
```

```
MPI_Init(ierr) BIND(C)
```

```
    INTEGER, OPTIONAL, INTENT(OUT) :: ierr
```

```
MPI_INIT(IERROR)
```

```
    INTEGER IERROR
```

All MPI programs must contain exactly one call to an MPI initialization routine: MPI_INIT or MPI_INIT_THREAD. Subsequent calls to any initialization routines are erroneous. The only MPI functions that may be invoked before the MPI initialization routines are called are MPI_GET_VERSION, MPI_GET_LIBRARY_VERSION, MPI_INITIALIZED, MPI_FINALIZED, and any function with the prefix MPI_T_ (within the constraints for functions with this prefix listed in Section 14.3.4). The version for ISO C accepts the argc and argv that are provided by the arguments to main or NULL:

```
int main(int argc, char *argv[])
```

```
{
```

```
    MPI_Init(&argc, &argv);
```

```
    /* parse arguments */
```

```
    /* main program */
```

```
    MPI_Finalize();    /* see below */
```

```

1     return 0;
2 }

```

The Fortran version takes only IERROR.

Conforming implementations of MPI are required to allow applications to pass NULL for both the `argc` and `argv` arguments of `main` in C.

After MPI is initialized, the application can access information about the execution environment by querying the predefined info object `MPI_INFO_ENV`. The following keys are predefined for this object, corresponding to the arguments of `MPI_COMM Spawn` or of `mpiexec`:

`command` Name of program executed.

`argv` Space separated arguments to command.

`maxprocs` Maximum number of MPI processes to start.

`soft` Allowed values for number of processors.

`host` Hostname.

`arch` Architecture name.

`wdir` Working directory of the MPI process.

`file` Value is the name of a file in which additional information is specified.

`thread_level` Requested level of thread support, if requested before the program started execution.

Note that all values are strings. Thus, the maximum number of processes is represented by a string such as “1024” and the requested level is represented by a string such as “MPI_THREAD_SINGLE”.

The info object `MPI_INFO_ENV` need not contain a (key,value) pair for each of these predefined keys; the set of (key,value) pairs provided is implementation-dependent. Implementations may provide additional, implementation specific, (key,value) pairs.

In case where the MPI processes were started with `MPI_COMM Spawn Multiple` or, equivalently, with a startup mechanism that supports multiple process specifications, then the values stored in the info object `MPI_INFO_ENV` at a process are those values that affect the local MPI process.

Example 8.4 If MPI is started with a call to

```
mpiexec -n 5 -arch sun ocean : -n 10 -arch rs6000 atmos
```

Then the first 5 processes will have in their `MPI_INFO_ENV` object the pairs (command, ocean), (maxprocs, 5), and (arch, sun). The next 10 processes will have in `MPI_INFO_ENV` (command, atmos), (maxprocs, 10), and (arch, rs6000)

Advice to users. The values passed in `MPI_INFO_ENV` are the values of the arguments passed to the mechanism that started the MPI execution — not the actual value provided. Thus, the value associated with `maxprocs` is the number of MPI processes requested; it can be larger than the actual number of processes obtained, if the `soft` option was used. (*End of advice to users.*)

Advice to implementors. High-quality implementations will provide a (key,value) pair for each parameter that can be passed to the command that starts an MPI program. (*End of advice to implementors.*)

MPI_FINALIZE()

```
int MPI_Finalize(void)
```

```
MPI_Finalize(ierr) BIND(C)
```

```
    INTEGER, OPTIONAL, INTENT(OUT) :: ierr
```

```
MPI_FINALIZE(IERROR)
```

```
    INTEGER IERROR
```

This routine cleans up all MPI state. If an MPI program terminates normally (i.e., not due to a call to MPI_ABORT or an unrecoverable error) then each process must call MPI_FINALIZE before it exits.

Before an MPI process invokes MPI_FINALIZE, the process must perform all MPI calls needed to complete its involvement in MPI communications: It must locally complete all MPI operations that it initiated and must execute matching calls needed to complete MPI communications initiated by other processes. For example, if the process executed a non-blocking send, it must eventually call MPI_WAIT, MPI_TEST, MPI_REQUEST_FREE, or any derived function; if the process is the target of a send, then it must post the matching receive; if it is part of a group executing a collective operation, then it must have completed its participation in the operation.

The call to MPI_FINALIZE does not free objects created by MPI calls; these objects are freed using MPI_XXX_FREE calls.

MPI_FINALIZE is collective over all connected processes. If no processes were spawned, accepted or connected then this means over MPI_COMM_WORLD; otherwise it is collective over the union of all processes that have been and continue to be connected, as explained in Section 10.5.4 on page 397.

The following examples illustrates these rules

Example 8.5 The following code is correct

Process 0	Process 1
-----	-----
MPI_Init();	MPI_Init();
MPI_Send(dest=1);	MPI_Recv(src=0);
MPI_Finalize();	MPI_Finalize();

Example 8.6 Without a matching receive, the program is erroneous

Process 0	Process 1
-----	-----
MPI_Init();	MPI_Init();
MPI_Send (dest=1);	
MPI_Finalize();	MPI_Finalize();

Example 8.7 This program is correct: Process 0 calls `MPI_Finalize` after it has executed the MPI calls that complete the send operation. Likewise, process 1 executes the MPI call that completes the matching receive operation before it calls `MPI_Finalize`.

```

1
2
3
4
5     Process 0                               Proces 1
6     -----                               -----
7     MPI_Init();                             MPI_Init();
8     MPI_Isend(dest=1);                       MPI_Recv(src=0);
9     MPI_Request_free();                      MPI_Finalize();
10    MPI_Finalize();                           exit();
11    exit();
12

```

Example 8.8 This program is correct. The attached buffer is a resource allocated by the user, not by MPI; it is available to the user after MPI is finalized.

```

13
14
15
16    Process 0                               Process 1
17    -----                               -----
18    MPI_Init();                             MPI_Init();
19    buffer = malloc(1000000);                 MPI_Recv(src=0);
20    MPI_Buffer_attach();                      MPI_Finalize();
21    MPI_Send(dest=1));                        exit();
22    MPI_Finalize();
23    free(buffer);
24    exit();
25

```

Example 8.9 This program is correct. The cancel operation must succeed, since the send cannot complete normally. The wait operation, after the call to `MPI_Cancel`, is local — no matching MPI call is required on process 1.

```

26
27
28
29
30
31    Process 0                               Process 1
32    -----                               -----
33    MPI_Issend(dest=1);                       MPI_Finalize();
34    MPI_Cancel();
35    MPI_Wait();
36    MPI_Finalize();
37

```

Advice to implementors. Even though a process has executed all MPI calls needed to complete the communications it is involved with, such communication may not yet be completed from the viewpoint of the underlying MPI system. For example, a blocking send may have returned, even though the data is still buffered at the sender in an MPI buffer; an MPI process may receive a cancel request for a message it has completed receiving. The MPI implementation must ensure that a process has completed any involvement in MPI communication before `MPI_FINALIZE` returns. Thus, if a process exits after the call to `MPI_FINALIZE`, this will not cause an ongoing communication to fail. The MPI implementation should also complete freeing all objects marked for deletion by MPI calls that freed them. (*End of advice to implementors.*)

Once `MPI_FINALIZE` returns, no MPI routine (not even `MPI_INIT`) may be called, except for `MPI_GET_VERSION`, `MPI_GET_LIBRARY_VERSION`, `MPI_INITIALIZED`, `MPI_FINALIZED`, and any function with the prefix `MPI_T_` (within the constraints for functions with this prefix listed in Section 14.3.4).

Although it is not required that all processes return from `MPI_FINALIZE`, it is required that at least process 0 in `MPI_COMM_WORLD` return, so that users can know that the MPI portion of the computation is over. In addition, in a POSIX environment, users may desire to supply an exit code for each process that returns from `MPI_FINALIZE`.

Example 8.10 The following illustrates the use of requiring that at least one process return and that it be known that process 0 is one of the processes that return. One wants code like the following to work no matter how many processes return.

```

...
MPI_Comm_rank(MPI_COMM_WORLD, &myrank);
...
MPI_Finalize();
if (myrank == 0) {
    resultfile = fopen("outfile","w");
    dump_results(resultfile);
    fclose(resultfile);
}
exit(0);

```

`MPI_INITIALIZED(flag)`

OUT	flag	Flag is true if <code>MPI_INIT</code> has been called and false otherwise.
-----	------	--

`int MPI_Initialized(int *flag)`

```

MPI_Initialized(flag, ierror) BIND(C)
    LOGICAL, INTENT(OUT) :: flag
    INTEGER, OPTIONAL, INTENT(OUT) :: ierror

```

`MPI_INITIALIZED(FLAG, IERROR)`

```

    LOGICAL FLAG
    INTEGER IERROR

```

This routine may be used to determine whether `MPI_INIT` has been called. `MPI_INITIALIZED` returns true if the calling process has called `MPI_INIT`. Whether `MPI_FINALIZE` has been called does not affect the behavior of `MPI_INITIALIZED`. It is one of the few routines that may be called before `MPI_INIT` is called.

```

1 MPI_ABORT(comm, errorcode)
2     IN      comm      communicator of tasks to abort
3
4     IN      errorcode  error code to return to invoking environment
5
6 int MPI_Abort(MPI_Comm comm, int errorcode)
7
8 MPI_Abort(comm, errorcode, ierror) BIND(C)
9     TYPE(MPI_Comm), INTENT(IN) :: comm
10    INTEGER, INTENT(IN) :: errorcode
11    INTEGER, OPTIONAL, INTENT(OUT) :: ierror
12
13 MPI_ABORT(COMM, ERRORCODE, IERROR)
14    INTEGER COMM, ERRORCODE, IERROR

```

This routine makes a “best attempt” to abort all tasks in the group of `comm`. This function does not require that the invoking environment take any action with the error code. However, a Unix or POSIX environment should handle this as a `return errorcode` from the main program.

It may not be possible for an MPI implementation to abort only the processes represented by `comm` if this is a subset of the processes. In this case, the MPI implementation should attempt to abort all the connected processes but should not abort any unconnected processes. If no processes were spawned, accepted, or connected then this has the effect of aborting all the processes associated with `MPI_COMM_WORLD`.

Rationale. The communicator argument is provided to allow for future extensions of MPI to environments with, for example, dynamic process management. In particular, it allows but does not require an MPI implementation to abort a subset of `MPI_COMM_WORLD`. (*End of rationale.*)

Advice to users. Whether the `errorcode` is returned from the executable or from the MPI process startup mechanism (e.g., `mpiexec`), is an aspect of quality of the MPI library but not mandatory. (*End of advice to users.*)

Advice to implementors. Where possible, a high-quality implementation will try to return the `errorcode` from the MPI process startup mechanism (e.g. `mpiexec` or `singleton init`). (*End of advice to implementors.*)

8.7.1 Allowing User Functions at Process Termination

There are times in which it would be convenient to have actions happen when an MPI process finishes. For example, a routine may do initializations that are useful until the MPI job (or that part of the job that being terminated in the case of dynamically created processes) is finished. This can be accomplished in MPI by attaching an attribute to `MPI_COMM_SELF` with a callback function. When `MPI_FINALIZE` is called, it will first execute the equivalent of an `MPI_COMM_FREE` on `MPI_COMM_SELF`. This will cause the delete callback function to be executed on all keys associated with `MPI_COMM_SELF`, in the reverse order that they were set on `MPI_COMM_SELF`. If no key has been attached to `MPI_COMM_SELF`, then no callback is invoked. The “freeing” of `MPI_COMM_SELF` occurs before any other parts

of MPI are affected. Thus, for example, calling `MPI_FINALIZED` will return false in any of these callback functions. Once done with `MPI_COMM_SELF`, the order and rest of the actions taken by `MPI_FINALIZE` is not specified.

Advice to implementors. Since attributes can be added from any supported language, the MPI implementation needs to remember the creating language so the correct callback is made. Implementations that use the attribute delete callback on `MPI_COMM_SELF` internally should register their internal callbacks before returning from `MPI_INIT` / `MPI_INIT_THREAD`, so that libraries or applications will not have portions of the MPI implementation shut down before the application-level callbacks are made. (*End of advice to implementors.*)

8.7.2 Determining Whether MPI Has Finished

One of the goals of MPI was to allow for layered libraries. In order for a library to do this cleanly, it needs to know if MPI is active. In MPI the function `MPI_INITIALIZED` was provided to tell if MPI had been initialized. The problem arises in knowing if MPI has been finalized. Once MPI has been finalized it is no longer active and cannot be restarted. A library needs to be able to determine this to act accordingly. To achieve this the following function is needed:

`MPI_FINALIZED(flag)`

OUT flag true if MPI was finalized (logical)

`int MPI_Finalized(int *flag)`

`MPI_Finalized(flag, ierror) BIND(C)`

LOGICAL, INTENT(OUT) :: flag

INTEGER, OPTIONAL, INTENT(OUT) :: ierror

`MPI_FINALIZED(FLAG, IERROR)`

LOGICAL FLAG

INTEGER IERROR

This routine returns true if `MPI_FINALIZE` has completed. It is valid to call `MPI_FINALIZED` before `MPI_INIT` and after `MPI_FINALIZE`.

Advice to users. MPI is “active” and it is thus safe to call MPI functions if `MPI_INIT` has completed and `MPI_FINALIZE` has not completed. If a library has no other way of knowing whether MPI is active or not, then it can use `MPI_INITIALIZED` and `MPI_FINALIZED` to determine this. For example, MPI is “active” in callback functions that are invoked during `MPI_FINALIZE`. (*End of advice to users.*)

8.8 Portable MPI Process Startup

A number of implementations of MPI provide a startup command for MPI programs that is of the form

```
mpirun <mpirun arguments> <program> <program arguments>
```

1 Separating the command to start the program from the program itself provides flexibility,
 2 particularly for network and heterogeneous implementations. For example, the startup
 3 script need not run on one of the machines that will be executing the MPI program itself.

4 Having a standard startup mechanism also extends the portability of MPI programs one
 5 step further, to the command lines and scripts that manage them. For example, a validation
 6 suite script that runs hundreds of programs can be a portable script if it is written using such
 7 a standard startup mechanism. In order that the “standard” command not be confused with
 8 existing practice, which is not standard and not portable among implementations, instead
 9 of `mpirun` MPI specifies `mpiexec`.

10 While a standardized startup mechanism improves the usability of MPI, the range of
 11 environments is so diverse (e.g., there may not even be a command line interface) that MPI
 12 cannot mandate such a mechanism. Instead, MPI specifies an `mpiexec` startup command
 13 and recommends but does not require it, as advice to implementors. However, if an im-
 14 plementation does provide a command called `mpiexec`, it must be of the form described
 15 below.

16 It is suggested that

```
17 mpiexec -n <numprocs> <program>
```

18
 19 be at least one way to start `<program>` with an initial `MPI_COMM_WORLD` whose group
 20 contains `<numprocs>` processes. Other arguments to `mpiexec` may be implementation-
 21 dependent.

22
 23 *Advice to implementors.* Implementors, if they do provide a special startup command
 24 for MPI programs, are advised to give it the following form. The syntax is chosen in
 25 order that `mpiexec` be able to be viewed as a command-line version of
 26 `MPI_COMM_SPAWN` (See Section 10.3.4).

27 Analogous to `MPI_COMM_SPAWN`, we have

```
28  

  29 mpiexec -n <maxprocs>  

  30         -soft < >  

  31         -host < >  

  32         -arch < >  

  33         -wdir < >  

  34         -path < >  

  35         -file < >  

  36         ...  

  37         <command line>
```

38
 39 for the case where a single command line for the application program and its arguments
 40 will suffice. See Section 10.3.4 for the meanings of these arguments. For the case
 41 corresponding to `MPI_COMM_SPAWN_MULTIPLE` there are two possible formats:

42 Form A:

```
43  

  44  

  45 mpiexec { <above arguments> } : { ... } : { ... } : ... : { ... }
```

46
 47 As with `MPI_COMM_SPAWN`, all the arguments are optional. (Even the `-n x` argu-
 48 ment is optional; the default is implementation dependent. It might be 1, it might be

taken from an environment variable, or it might be specified at compile time.) The names and meanings of the arguments are taken from the keys in the `info` argument to `MPI_COMM_SPAWN`. There may be other, implementation-dependent arguments as well.

Note that Form A, though convenient to type, prevents colons from being program arguments. Therefore an alternate, file-based form is allowed:

Form B:

```
mpiexec -configfile <filename>
```

where the lines of `<filename>` are of the form separated by the colons in Form A. Lines beginning with `#` are comments, and lines may be continued by terminating the partial line with `\`.

Example 8.11 Start 16 instances of `myprog` on the current or default machine:

```
mpiexec -n 16 myprog
```

Example 8.12 Start 10 processes on the machine called `ferrari`:

```
mpiexec -n 10 -host ferrari myprog
```

Example 8.13 Start three copies of the same program with different command-line arguments:

```
mpiexec myprog infile1 : myprog infile2 : myprog infile3
```

Example 8.14 Start the `ocean` program on five Suns and the `atmos` program on 10 RS/6000's:

```
mpiexec -n 5 -arch sun ocean : -n 10 -arch rs6000 atmos
```

It is assumed that the implementation in this case has a method for choosing hosts of the appropriate type. Their ranks are in the order specified.

Example 8.15 Start the `ocean` program on five Suns and the `atmos` program on 10 RS/6000's (Form B):

```
mpiexec -configfile myfile
```

where `myfile` contains

```
-n 5 -arch sun    ocean
-n 10 -arch rs6000 atmos
```

(End of advice to implementors.)

1
2
3
4
5
6
7
8
9
10
11
12
13
14
15
16
17
18
19
20
21
22
23
24
25
26
27
28
29
30
31
32
33
34
35
36
37
38
39
40
41
42
43
44
45
46
47
48

Chapter 9

The Info Object

Many of the routines in MPI take an argument `info`. `info` is an opaque object with a handle of type `MPI_Info` in C and Fortran with the `mpi_f08` module, and `INTEGER` in Fortran with the `mpi` module or the include file `mpif.h`. It stores an unordered set of (key,value) pairs (both key and value are strings). A key can have only one value. MPI reserves several keys and requires that if an implementation uses a reserved key, it must provide the specified functionality. An implementation is not required to support these keys and may support any others not reserved by MPI.

An implementation must support info objects as caches for arbitrary (key,value) pairs, regardless of whether it recognizes the key. Each function that takes hints in the form of an `MPI_Info` must be prepared to ignore any key it does not recognize. This description of info objects does not attempt to define how a particular function should react if it recognizes a key but not the associated value. `MPI_INFO_GET_NKEYS`, `MPI_INFO_GET_NTHKEY`, `MPI_INFO_GET_VALUELEN`, and `MPI_INFO_GET` must retain all (key,value) pairs so that layered functionality can also use the `Info` object.

Keys have an implementation-defined maximum length of `MPI_MAX_INFO_KEY`, which is at least 32 and at most 255. Values have an implementation-defined maximum length of `MPI_MAX_INFO_VAL`. In Fortran, leading and trailing spaces are stripped from both. Returned values will never be larger than these maximum lengths. Both key and value are case sensitive.

Rationale. Keys have a maximum length because the set of known keys will always be finite and known to the implementation and because there is no reason for keys to be complex. The small maximum size allows applications to declare keys of size `MPI_MAX_INFO_KEY`. The limitation on value sizes is so that an implementation is not forced to deal with arbitrarily long strings. (*End of rationale.*)

Advice to users. `MPI_MAX_INFO_VAL` might be very large, so it might not be wise to declare a string of that size. (*End of advice to users.*)

When `info` is used as an argument to a nonblocking routine, it is parsed before that routine returns, so that it may be modified or freed immediately after return.

When the descriptions refer to a key or value as being a boolean, an integer, or a list, they mean the string representation of these types. An implementation may define its own rules for how info value strings are converted to other types, but to ensure portability, every implementation must support the following representations. Valid values for a boolean must

1 include the strings “true” and “false” (all lowercase). For integers, valid values must include
 2 string representations of decimal values of integers that are within the range of a standard
 3 integer type in the program. (However it is possible that not every integer is a valid value
 4 for a given key.) On positive numbers, + signs are optional. No space may appear between
 5 a + or – sign and the leading digit of a number. For comma separated lists, the string
 6 must contain valid elements separated by commas. Leading and trailing spaces are stripped
 7 automatically from the types of info values described above and for each element of a comma
 8 separated list. These rules apply to all info values of these types. Implementations are free
 9 to specify a different interpretation for values of other info keys.

10
 11
 12 MPI_INFO_CREATE(info)

13 OUT info info object created (handle)

14
 15 int MPI_Info_create(MPI_Info *info)

16
 17 MPI_Info_create(info, ierror) BIND(C)

18 TYPE(MPI_Info), INTENT(OUT) :: info

19 INTEGER, OPTIONAL, INTENT(OUT) :: ierror

20
 21 MPI_INFO_CREATE(INFO, IERROR)

22 INTEGER INFO, IERROR

23 MPI_INFO_CREATE creates a new info object. The newly created object contains no
 24 key/value pairs.

25
 26
 27 MPI_INFO_SET(info, key, value)

28 INOUT info info object (handle)

29 IN key key (string)

30 IN value value (string)

31
 32
 33 int MPI_Info_set(MPI_Info info, const char *key, const char *value)

34
 35 MPI_Info_set(info, key, value, ierror) BIND(C)

36 TYPE(MPI_Info), INTENT(IN) :: info

37 CHARACTER(LEN=*), INTENT(IN) :: key, value

38 INTEGER, OPTIONAL, INTENT(OUT) :: ierror

39
 40 MPI_INFO_SET(INFO, KEY, VALUE, IERROR)

41 INTEGER INFO, IERROR

42 CHARACTER*(*) KEY, VALUE

43 MPI_INFO_SET adds the (key,value) pair to info, and overrides the value if a value for
 44 the same key was previously set. key and value are null-terminated strings in C. In Fortran,
 45 leading and trailing spaces in key and value are stripped. If either key or value are larger
 46 than the allowed maximums, the errors MPI_ERR_INFO_KEY or MPI_ERR_INFO_VALUE are
 47 raised, respectively.

48

```

MPI_INFO_DELETE(info, key) 1
    INOUT info info object (handle) 2
    IN key key (string) 3
    4
    5

```

```

int MPI_Info_delete(MPI_Info info, const char *key) 6

```

```

MPI_Info_delete(info, key, ierror) BIND(C) 7
    TYPE(MPI_Info), INTENT(IN) :: info 8
    CHARACTER(LEN=*), INTENT(IN) :: key 9
    INTEGER, OPTIONAL, INTENT(OUT) :: ierror 10
    11

```

```

MPI_INFO_DELETE(INFO, KEY, IERROR) 12
    INTEGER INFO, IERROR 13
    CHARACTER*(*) KEY 14

```

MPI_INFO_DELETE deletes a (key,value) pair from info. If key is not defined in info, the call raises an error of class MPI_ERR_INFO_NOKEY. 15
16
17

```

MPI_INFO_GET(info, key, valuelen, value, flag) 18
    19

```

```

    IN info info object (handle) 20
    IN key key (string) 21
    IN valuelen length of value arg (integer) 22
    OUT value value (string) 23
    OUT flag true if key defined, false if not (boolean) 24
    25
    26
    27

```

```

int MPI_Info_get(MPI_Info info, const char *key, int valuelen, char *value, 28
    int *flag) 29

```

```

MPI_Info_get(info, key, valuelen, value, flag, ierror) BIND(C) 30
    TYPE(MPI_Info), INTENT(IN) :: info 31
    CHARACTER(LEN=*), INTENT(IN) :: key 32
    INTEGER, INTENT(IN) :: valuelen 33
    CHARACTER(LEN=valuelen), INTENT(OUT) :: value 34
    LOGICAL, INTENT(OUT) :: flag 35
    INTEGER, OPTIONAL, INTENT(OUT) :: ierror 36
    37

```

```

MPI_INFO_GET(INFO, KEY, VALUELEN, VALUE, FLAG, IERROR) 38
    INTEGER INFO, VALUELEN, IERROR 39
    CHARACTER*(*) KEY, VALUE 40
    LOGICAL FLAG 41
    42

```

This function retrieves the value associated with key in a previous call to MPI_INFO_SET. If such a key exists, it sets flag to true and returns the value in value, otherwise it sets flag to false and leaves value unchanged. valuelen is the number of characters available in value. If it is less than the actual size of the value, the value is truncated. In C, valuelen should be one less than the amount of allocated space to allow for the null terminator. 43
44
45
46
47
48

If key is larger than MPI_MAX_INFO_KEY, the call is erroneous.

MPI_INFO_GET_VALUELEN(info, key, valuelen, flag)

IN	info	info object (handle)
IN	key	key (string)
OUT	valuelen	length of value arg (integer)
OUT	flag	true if key defined, false if not (boolean)

```
int MPI_Info_get_valuelen(MPI_Info info, const char *key, int *valuelen,
                          int *flag)
```

```
MPI_Info_get_valuelen(info, key, valuelen, flag, ierror) BIND(C)
    TYPE(MPI_Info), INTENT(IN) :: info
    CHARACTER(LEN=*), INTENT(IN) :: key
    INTEGER, INTENT(OUT) :: valuelen
    LOGICAL, INTENT(OUT) :: flag
    INTEGER, OPTIONAL, INTENT(OUT) :: ierror
```

```
MPI_INFO_GET_VALUELEN(INFO, KEY, VALUELEN, FLAG, IERROR)
    INTEGER INFO, VALUELEN, IERROR
    LOGICAL FLAG
    CHARACTER*(*) KEY
```

Retrieves the length of the value associated with key. If key is defined, valuelen is set to the length of its associated value and flag is set to true. If key is not defined, valuelen is not touched and flag is set to false. The length returned in C does not include the end-of-string character.

If key is larger than MPI_MAX_INFO_KEY, the call is erroneous.

MPI_INFO_GET_NKEYS(info, nkeys)

IN	info	info object (handle)
OUT	nkeys	number of defined keys (integer)

```
int MPI_Info_get_nkeys(MPI_Info info, int *nkeys)
```

```
MPI_Info_get_nkeys(info, nkeys, ierror) BIND(C)
    TYPE(MPI_Info), INTENT(IN) :: info
    INTEGER, INTENT(OUT) :: nkeys
    INTEGER, OPTIONAL, INTENT(OUT) :: ierror
```

```
MPI_INFO_GET_NKEYS(INFO, NKEYS, IERROR)
    INTEGER INFO, NKEYS, IERROR
```

MPI_INFO_GET_NKEYS returns the number of currently defined keys in info.

MPI_INFO_GET_NTHKEY(info, n, key)	1
IN info info object (handle)	2
IN n key number (integer)	3
OUT key key (string)	4
	5
	6
int MPI_Info_get_nthkey(MPI_Info info, int n, char *key)	7
	8
MPI_Info_get_nthkey(info, n, key, ierror) BIND(C)	9
TYPE(MPI_Info), INTENT(IN) :: info	10
INTEGER, INTENT(IN) :: n	11
CHARACTER(LEN=*), INTENT(OUT) :: key	12
INTEGER, OPTIONAL, INTENT(OUT) :: ierror	13
	14
MPI_INFO_GET_NTHKEY(INFO, N, KEY, IERROR)	15
INTEGER INFO, N, IERROR	16
CHARACTER*(*) KEY	17
	18
This function returns the n th defined key in <code>info</code> . Keys are numbered $0 \dots N - 1$ where	19
N is the value returned by <code>MPI_INFO_GET_NKEYS</code> . All keys between 0 and $N - 1$ are	20
guaranteed to be defined. The number of a given key does not change as long as <code>info</code> is not	21
modified with <code>MPI_INFO_SET</code> or <code>MPI_INFO_DELETE</code> .	22
	23
MPI_INFO_DUP(info, newinfo)	24
IN info info object (handle)	25
OUT newinfo info object (handle)	26
	27
	28
int MPI_Info_dup(MPI_Info info, MPI_Info *newinfo)	29
	30
MPI_Info_dup(info, newinfo, ierror) BIND(C)	31
TYPE(MPI_Info), INTENT(IN) :: info	32
TYPE(MPI_Info), INTENT(OUT) :: newinfo	33
INTEGER, OPTIONAL, INTENT(OUT) :: ierror	34
	35
MPI_INFO_DUP(INFO, NEWINFO, IERROR)	36
INTEGER INFO, NEWINFO, IERROR	37
	38
<code>MPI_INFO_DUP</code> duplicates an existing <code>info</code> object, creating a new object, with the	39
same (key,value) pairs and the same ordering of keys.	40
	41
MPI_INFO_FREE(info)	42
INOUT info info object (handle)	43
	44
int MPI_Info_free(MPI_Info *info)	45
	46
MPI_Info_free(info, ierror) BIND(C)	47
TYPE(MPI_Info), INTENT(INOUT) :: info	48
INTEGER, OPTIONAL, INTENT(OUT) :: ierror	

```
1 MPI_INFO_FREE(INFO, IERROR)
2     INTEGER INFO, IERROR
```

```
3
```

```
4     This function frees info and sets it to MPI_INFO_NULL. The value of an info argument is
5     interpreted each time the info is passed to a routine. Changes to an info after return from
6     a routine do not affect that interpretation.
```

```
7
```

```
8
```

```
9
```

```
10
```

```
11
```

```
12
```

```
13
```

```
14
```

```
15
```

```
16
```

```
17
```

```
18
```

```
19
```

```
20
```

```
21
```

```
22
```

```
23
```

```
24
```

```
25
```

```
26
```

```
27
```

```
28
```

```
29
```

```
30
```

```
31
```

```
32
```

```
33
```

```
34
```

```
35
```

```
36
```

```
37
```

```
38
```

```
39
```

```
40
```

```
41
```

```
42
```

```
43
```

```
44
```

```
45
```

```
46
```

```
47
```

```
48
```


1
2
3
4
5
6
7
8
9
10
11
12
13
14
15
16
17
18
19
20
21
22
23
24
25
26
27
28
29
30
31
32
33
34
35
36
37
38
39
40
41
42
43
44
45
46
47
48

Chapter 10

Process Creation and Management

10.1 Introduction

MPI is primarily concerned with communication rather than process or resource management. However, it is necessary to address these issues to some degree in order to define a useful framework for communication. This chapter presents a set of MPI interfaces that allows for a variety of approaches to process management while placing minimal restrictions on the execution environment.

The MPI model for process creation allows both the creation of an initial set of processes related by their membership in a common MPI_COMM_WORLD and the creation and management of processes after an MPI application has been started. A major impetus for the latter form of process creation comes from the PVM [24] research effort. This work has provided a wealth of experience with process management and resource control that illustrates their benefits and potential pitfalls.

The MPI Forum decided not to address resource control because it was not able to design a portable interface that would be appropriate for the broad spectrum of existing and potential resource and process controllers. Resource control can encompass a wide range of abilities, including adding and deleting nodes from a virtual parallel machine, reserving and scheduling resources, managing compute partitions of an MPP, and returning information about available resources. MPI assumes that resource control is provided externally — probably by computer vendors, in the case of tightly coupled systems, or by a third party software package when the environment is a cluster of workstations.

The reasons for including process management in MPI are both technical and practical. Important classes of message-passing applications require process control. These include task farms, serial applications with parallel modules, and problems that require a run-time assessment of the number and type of processes that should be started. On the practical side, users of workstation clusters who are migrating from PVM to MPI may be accustomed to using PVM's capabilities for process and resource management. The lack of these features would be a practical stumbling block to migration.

The following goals are central to the design of MPI process management:

- The MPI process model must apply to the vast majority of current parallel environments. These include everything from tightly integrated MPPs to heterogeneous networks of workstations.
- MPI must not take over operating system responsibilities. It should instead provide a

1 clean interface between an application and system software.

- 2
- 3 • MPI must guarantee communication determinism in the presense of dynamic processes,
4 i.e., dynamic process management must not introduce unavoidable race conditions.
- 5
- 6 • MPI must not contain features that compromise performance.

7 The process management model addresses these issues in two ways. First, MPI remains
8 primarily a communication library. It does not manage the parallel environment in which
9 a parallel program executes, though it provides a minimal interface between an application
10 and external resource and process managers.

11 Second, MPI maintains a consistent concept of a communicator, regardless of how its
12 members came into existence. A communicator is never changed once created, and it is
13 always created using deterministic collective operations.

14 10.2 The Dynamic Process Model

15 The dynamic process model allows for the creation and cooperative termination of processes
16 after an MPI application has started. It provides a mechanism to establish communication
17 between the newly created processes and the existing MPI application. It also provides a
18 mechanism to establish communication between two existing MPI applications, even when
19 one did not “start” the other.
20
21
22

23 10.2.1 Starting Processes

24 MPI applications may start new processes through an interface to an external process man-
25 ager.

26 MPI_COMM_SPAWN starts MPI processes and establishes communication with them,
27 returning an intercommunicator. MPI_COMM_SPAWN_MULTIPLE starts several different
28 binaries (or the same binary with different arguments), placing them in the same
29 MPI_COMM_WORLD and returning an intercommunicator.

30 MPI uses the group abstraction to represent processes. A process is identified by a
31 (group, rank) pair.
32
33

34 10.2.2 The Runtime Environment

35 The MPI_COMM_SPAWN and MPI_COMM_SPAWN_MULTIPLE routines provide an inter-
36 face between MPI and the *runtime environment* of an MPI application. The difficulty is
37 that there is an enormous range of runtime environments and application requirements, and
38 MPI must not be tailored to any particular one. Examples of such environments are:
39

- 40
- 41 • **MPP managed by a batch queueing system.** Batch queueing systems generally
42 allocate resources before an application begins, enforce limits on resource use (CPU
43 time, memory use, etc.), and do not allow a change in resource allocation after a
44 job begins. Moreover, many MPPs have special limitations or extensions, such as a
45 limit on the number of processes that may run on one processor, or the ability to
46 gang-schedule processes of a parallel application.
- 47
- 48

- **Network of workstations with PVM.** PVM (Parallel Virtual Machine) allows a user to create a “virtual machine” out of a network of workstations. An application may extend the virtual machine or manage processes (create, kill, redirect output, etc.) through the PVM library. Requests to manage the machine or processes may be intercepted and handled by an external resource manager.
- **Network of workstations managed by a load balancing system.** A load balancing system may choose the location of spawned processes based on dynamic quantities, such as load average. It may transparently migrate processes from one machine to another when a resource becomes unavailable.
- **Large SMP with Unix.** Applications are run directly by the user. They are scheduled at a low level by the operating system. Processes may have special scheduling characteristics (gang-scheduling, processor affinity, deadline scheduling, processor locking, etc.) and be subject to OS resource limits (number of processes, amount of memory, etc.).

MPI assumes, implicitly, the existence of an environment in which an application runs. It does not provide “operating system” services, such as a general ability to query what processes are running, to kill arbitrary processes, to find out properties of the runtime environment (how many processors, how much memory, etc.).

Complex interaction of an MPI application with its runtime environment should be done through an environment-specific API. An example of such an API would be the PVM task and machine management routines — `pvm_addhosts`, `pvm_config`, `pvm_tasks`, etc., possibly modified to return an MPI (group, rank) when possible. A Condor or PBS API would be another possibility.

At some low level, obviously, MPI must be able to interact with the runtime system, but the interaction is not visible at the application level and the details of the interaction are not specified by the MPI standard.

In many cases, it is impossible to keep environment-specific information out of the MPI interface without seriously compromising MPI functionality. To permit applications to take advantage of environment-specific functionality, many MPI routines take an `info` argument that allows an application to specify environment-specific information. There is a tradeoff between functionality and portability: applications that make use of `info` are not portable.

MPI does not require the existence of an underlying “virtual machine” model, in which there is a consistent global view of an MPI application and an implicit “operating system” managing resources and processes. For instance, processes spawned by one task may not be visible to another; additional hosts added to the runtime environment by one process may not be visible in another process; tasks spawned by different processes may not be automatically distributed over available resources.

Interaction between MPI and the runtime environment is limited to the following areas:

- A process may start new processes with `MPI_COMM_SPAWN` and `MPI_COMM_SPAWN_MULTIPLE`.
- When a process spawns a child process, it may optionally use an `info` argument to tell the runtime environment where or how to start the process. This extra information may be opaque to MPI.

- An attribute `MPI_UNIVERSE_SIZE` (See Section 10.5.1 on page 395) on `MPI_COMM_WORLD` tells a program how “large” the initial runtime environment is, namely how many processes can usefully be started in all. One can subtract the size of `MPI_COMM_WORLD` from this value to find out how many processes might usefully be started in addition to those already running.

10.3 Process Manager Interface

10.3.1 Processes in MPI

A process is represented in MPI by a (group, rank) pair. A (group, rank) pair specifies a unique process but a process does not determine a unique (group, rank) pair, since a process may belong to several groups.

10.3.2 Starting Processes and Establishing Communication

The following routine starts a number of MPI processes and establishes communication with them, returning an intercommunicator.

Advice to users. It is possible in MPI to start a static SPMD or MPMD application by first starting one process and having that process start its siblings with `MPI_COMM_SPAWN`. This practice is discouraged primarily for reasons of performance. If possible, it is preferable to start all processes at once, as a single MPI application. (*End of advice to users.*)

`MPI_COMM_SPAWN(command, argv, maxprocs, info, root, comm, intercomm,
array_of_errcodes)`

IN	command	name of program to be spawned (string, significant only at root)
IN	argv	arguments to <code>command</code> (array of strings, significant only at root)
IN	maxprocs	maximum number of processes to start (integer, significant only at root)
IN	info	a set of key-value pairs telling the runtime system where and how to start the processes (handle, significant only at root)
IN	root	rank of process in which previous arguments are examined (integer)
IN	comm	intracommunicator containing group of spawning processes (handle)
OUT	intercomm	intercommunicator between original group and the newly spawned group (handle)
OUT	array_of_errcodes	one code per process (array of integer)

```

int MPI_Comm_spawn(const char *command, char *argv[], int maxprocs,
                  MPI_Info info, int root, MPI_Comm comm, MPI_Comm *intercomm,
                  int array_of_errcodes[])
MPI_Comm_spawn(command, argv, maxprocs, info, root, comm, intercomm,
               array_of_errcodes, ierror) BIND(C)
CHARACTER(LEN=*), INTENT(IN) :: command, argv(*)
INTEGER, INTENT(IN) :: maxprocs, root
TYPE(MPI_Info), INTENT(IN) :: info
TYPE(MPI_Comm), INTENT(IN) :: comm
TYPE(MPI_Comm), INTENT(OUT) :: intercomm
INTEGER :: array_of_errcodes(*)
INTEGER, OPTIONAL, INTENT(OUT) :: ierror
MPI_COMM_SPAWN(COMMAND, ARGV, MAXPROCS, INFO, ROOT, COMM, INTERCOMM,
               ARRAY_OF_ERRCODES, IERROR)
CHARACTER*(*) COMMAND, ARGV(*)
INTEGER INFO, MAXPROCS, ROOT, COMM, INTERCOMM, ARRAY_OF_ERRCODES(*),
IERROR

```

MPI_COMM_SPAWN tries to start `maxprocs` identical copies of the MPI program specified by `command`, establishing communication with them and returning an intercommunicator. The spawned processes are referred to as children. The children have their own MPI_COMM_WORLD, which is separate from that of the parents. MPI_COMM_SPAWN is collective over `comm`, and also may not return until MPI_INIT has been called in the children. Similarly, MPI_INIT in the children may not return until all parents have called MPI_COMM_SPAWN. In this sense, MPI_COMM_SPAWN in the parents and MPI_INIT in the children form a collective operation over the union of parent and child processes. The intercommunicator returned by MPI_COMM_SPAWN contains the parent processes in the local group and the child processes in the remote group. The ordering of processes in the local and remote groups is the same as the ordering of the group of the `comm` in the parents and of MPI_COMM_WORLD of the children, respectively. This intercommunicator can be obtained in the children through the function MPI_COMM_GET_PARENT.

Advice to users. An implementation may automatically establish communication before MPI_INIT is called by the children. Thus, completion of MPI_COMM_SPAWN in the parent does not necessarily mean that MPI_INIT has been called in the children (although the returned intercommunicator can be used immediately). (*End of advice to users.*)

The command argument The command argument is a string containing the name of a program to be spawned. The string is null-terminated in C. In Fortran, leading and trailing spaces are stripped. MPI does not specify how to find the executable or how the working directory is determined. These rules are implementation-dependent and should be appropriate for the runtime environment.

Advice to implementors. The implementation should use a natural rule for finding executables and determining working directories. For instance, a homogeneous system with a global file system might look first in the working directory of the spawning

1 process, or might search the directories in a PATH environment variable as do Unix
 2 shells. An implementation on top of PVM would use PVM's rules for finding exe-
 3 cutables (usually in \$HOME/pvm3/bin/\$PVM_ARCH). An MPI implementation running
 4 under POE on an IBM SP would use POE's method of finding executables. An imple-
 5 mentation should document its rules for finding executables and determining working
 6 directories, and a high-quality implementation should give the user some control over
 7 these rules. (*End of advice to implementors.*)
 8

9 If the program named in `command` does not call `MPI_INIT`, but instead forks a process
 10 that calls `MPI_INIT`, the results are undefined. Implementations may allow this case to
 11 work but are not required to.

12
 13 *Advice to users.* MPI does not say what happens if the program you start is a
 14 shell script and that shell script starts a program that calls `MPI_INIT`. Though some
 15 implementations may allow you to do this, they may also have restrictions, such as
 16 requiring that arguments supplied to the shell script be supplied to the program, or
 17 requiring that certain parts of the environment not be changed. (*End of advice to*
 18 *users.*)
 19

20 The `argv` argument `argv` is an array of strings containing arguments that are passed to
 21 the program. The first element of `argv` is the first argument passed to `command`, not, as
 22 is conventional in some contexts, the command itself. The argument list is terminated by
 23 NULL in C and an empty string in Fortran. In Fortran, leading and trailing spaces are
 24 always stripped, so that a string consisting of all spaces is considered an empty string. The
 25 constant `MPI_ARGV_NULL` may be used in C and Fortran to indicate an empty argument
 26 list. In C this constant is the same as NULL.
 27

28 **Example 10.1** Examples of `argv` in C and Fortran

29 To run the program "ocean" with arguments "-gridfile" and "ocean1.grd" in C:

```
30 char command[] = "ocean";
31 char *argv[] = {"-gridfile", "ocean1.grd", NULL};
32 MPI_Comm_spawn(command, argv, ...);
33
```

34 or, if not everything is known at compile time:

```
35
36 char *command;
37 char **argv;
38 command = "ocean";
39 argv=(char **)malloc(3 * sizeof(char *));
40 argv[0] = "-gridfile";
41 argv[1] = "ocean1.grd";
42 argv[2] = NULL;
43 MPI_Comm_spawn(command, argv, ...);
44
```

45 In Fortran:

46
 47
 48

```

CHARACTER*25 command, argv(3)
command = ' ocean '
argv(1) = ' -gridfile '
argv(2) = ' ocean1.grd'
argv(3) = ' '
call MPI_COMM_SPAWN(command, argv, ...)

```

Arguments are supplied to the program if this is allowed by the operating system. In C, the `MPI_COMM_SPAWN` argument `argv` differs from the `argv` argument of `main` in two respects. First, it is shifted by one element. Specifically, `argv[0]` of `main` is provided by the implementation and conventionally contains the name of the program (given by `command`). `argv[1]` of `main` corresponds to `argv[0]` in `MPI_COMM_SPAWN`, `argv[2]` of `main` to `argv[1]` of `MPI_COMM_SPAWN`, etc. Passing an `argv` of `MPI_ARGV_NULL` to `MPI_COMM_SPAWN` results in `main` receiving `argc` of 1 and an `argv` whose element 0 is (conventionally) the name of the program. Second, `argv` of `MPI_COMM_SPAWN` must be null-terminated, so that its length can be determined.

If a Fortran implementation supplies routines that allow a program to obtain its arguments, the arguments may be available through that mechanism. In C, if the operating system does not support arguments appearing in `argv` of `main()`, the MPI implementation may add the arguments to the `argv` that is passed to `MPI_INIT`.

The `maxprocs` argument `MPI` tries to spawn `maxprocs` processes. If it is unable to spawn `maxprocs` processes, it raises an error of class `MPI_ERR_SPAWN`.

An implementation may allow the `info` argument to change the default behavior, such that if the implementation is unable to spawn all `maxprocs` processes, it may spawn a smaller number of processes instead of raising an error. In principle, the `info` argument may specify an arbitrary set $\{m_i : 0 \leq m_i \leq \text{maxprocs}\}$ of allowed values for the number of processes spawned. The set $\{m_i\}$ does not necessarily include the value `maxprocs`. If an implementation is able to spawn one of these allowed numbers of processes, `MPI_COMM_SPAWN` returns successfully and the number of spawned processes, m , is given by the size of the remote group of `intercomm`. If m is less than `maxproc`, reasons why the other processes were not spawned are given in `array_of_errcodes` as described below. If it is not possible to spawn one of the allowed numbers of processes, `MPI_COMM_SPAWN` raises an error of class `MPI_ERR_SPAWN`.

A spawn call with the default behavior is called *hard*. A spawn call for which fewer than `maxprocs` processes may be returned is called *soft*. See Section 10.3.4 on page 382 for more information on the `soft` key for `info`.

Advice to users. By default, requests are hard and MPI errors are fatal. This means that by default there will be a fatal error if MPI cannot spawn all the requested processes. If you want the behavior “spawn as many processes as possible, up to N ,” you should do a soft spawn, where the set of allowed values $\{m_i\}$ is $\{0 \dots N\}$. However, this is not completely portable, as implementations are not required to support soft spawning. (*End of advice to users.*)

The `info` argument The `info` argument to all of the routines in this chapter is an opaque handle of type `MPI_Info` in C and Fortran with the `mpi_f08` module and `INTEGER` in Fortran with the `mpi` module or the include file `mpif.h`. It is a container for a

number of user-specified (key,value) pairs. key and value are strings (null-terminated `char*` in C, `character*(*)` in Fortran). Routines to create and manipulate the `info` argument are described in Chapter 9 on page 365.

For the `SPAWN` calls, `info` provides additional (and possibly implementation-dependent) instructions to MPI and the runtime system on how to start processes. An application may pass `MPI_INFO_NULL` in C or Fortran. Portable programs not requiring detailed control over process locations should use `MPI_INFO_NULL`.

MPI does not specify the content of the `info` argument, except to reserve a number of special key values (see Section 10.3.4 on page 382). The `info` argument is quite flexible and could even be used, for example, to specify the executable and its command-line arguments. In this case the `command` argument to `MPI_COMM_SPAWN` could be empty. The ability to do this follows from the fact that MPI does not specify how an executable is found, and the `info` argument can tell the runtime system where to “find” the executable “” (empty string). Of course a program that does this will not be portable across MPI implementations.

The root argument All arguments before the root argument are examined only on the process whose rank in `comm` is equal to `root`. The value of these arguments on other processes is ignored.

The array_of_errcodes argument The `array_of_errcodes` is an array of length `maxprocs` in which MPI reports the status of each process that MPI was requested to start. If all `maxprocs` processes were spawned, `array_of_errcodes` is filled in with the value `MPI_SUCCESS`. If only m ($0 \leq m < \text{maxprocs}$) processes are spawned, m of the entries will contain `MPI_SUCCESS` and the rest will contain an implementation-specific error code indicating the reason MPI could not start the process. MPI does not specify which entries correspond to failed processes. An implementation may, for instance, fill in error codes in one-to-one correspondence with a detailed specification in the `info` argument. These error codes all belong to the error class `MPI_ERR_SPAWN` if there was no error in the argument list. In C or Fortran, an application may pass `MPI_ERRCODES_IGNORE` if it is not interested in the error codes.

Advice to implementors. `MPI_ERRCODES_IGNORE` in Fortran is a special type of constant, like `MPI_BOTTOM`. See the discussion in Section 2.5.4 on page 15. (*End of advice to implementors.*)

`MPI_COMM_GET_PARENT(parent)`

OUT parent the parent communicator (handle)

```
int MPI_Comm_get_parent(MPI_Comm *parent)
```

```
MPI_Comm_get_parent(parent, ierror) BIND(C)
```

```
    TYPE(MPI_Comm), INTENT(OUT) :: parent
```

```
    INTEGER, OPTIONAL, INTENT(OUT) :: ierror
```

```
MPI_COMM_GET_PARENT(PARENT, IERROR)
```

```
    INTEGER PARENT, IERROR
```

If a process was started with `MPI_COMM_SPAWN` or `MPI_COMM_SPAWN_MULTIPLE`, `MPI_COMM_GET_PARENT` returns the “parent” intercommunicator of the current process.

This parent intercommunicator is created implicitly inside of `MPI_INIT` and is the same intercommunicator returned by `SPAWN` in the parents.

If the process was not spawned, `MPI_COMM_GET_PARENT` returns `MPI_COMM_NULL`.

After the parent communicator is freed or disconnected, `MPI_COMM_GET_PARENT` returns `MPI_COMM_NULL`.

Advice to users. `MPI_COMM_GET_PARENT` returns a handle to a single intercommunicator. Calling `MPI_COMM_GET_PARENT` a second time returns a handle to the same intercommunicator. Freeing the handle with `MPI_COMM_DISCONNECT` or `MPI_COMM_FREE` will cause other references to the intercommunicator to become invalid (dangling). Note that calling `MPI_COMM_FREE` on the parent communicator is not useful. (*End of advice to users.*)

Rationale. The desire of the Forum was to create a constant `MPI_COMM_PARENT` similar to `MPI_COMM_WORLD`. Unfortunately such a constant cannot be used (syntactically) as an argument to `MPI_COMM_DISCONNECT`, which is explicitly allowed. (*End of rationale.*)

10.3.3 Starting Multiple Executables and Establishing Communication

While `MPI_COMM_SPAWN` is sufficient for most cases, it does not allow the spawning of multiple binaries, or of the same binary with multiple sets of arguments. The following routine spawns multiple binaries or the same binary with multiple sets of arguments, establishing communication with them and placing them in the same `MPI_COMM_WORLD`.

```

1 MPI_COMM_SPAWN_MULTIPLE(count, array_of_commands, array_of_argv,
2     array_of_maxprocs, array_of_info, root, comm, intercomm, array_of_errcodes)
3
4     IN     count           number of commands (positive integer, significant to
5                               MPI only at root — see advice to users)
6
7     IN     array_of_commands programs to be executed (array of strings, significant
8                               only at root)
9
10    IN     array_of_argv    arguments for commands (array of array of strings,
11                               significant only at root)
12
13    IN     array_of_maxprocs maximum number of processes to start for each com-
14                               mand (array of integer, significant only at root)
15
16    IN     array_of_info    info objects telling the runtime system where and how
17                               to start processes (array of handles, significant only at
18                               root)
19
20    IN     comm             intracommunicator containing group of spawning pro-
21                               cesses (handle)
22
23    OUT    intercomm        intercommunicator between original group and newly
24                               spawned group (handle)
25
26    OUT    array_of_errcodes one error code per process (array of integer)
27
28 int MPI_Comm_spawn_multiple(int count, char *array_of_commands[],
29     char **array_of_argv[], const int array_of_maxprocs[], const
30     MPI_Info array_of_info[], int root, MPI_Comm comm,
31     MPI_Comm *intercomm, int array_of_errcodes[])
32
33 MPI_Comm_spawn_multiple(count, array_of_commands, array_of_argv,
34     array_of_maxprocs, array_of_info, root, comm, intercomm,
35     array_of_errcodes, ierror) BIND(C)
36
37     INTEGER, INTENT(IN) :: count, array_of_maxprocs(*), root
38     CHARACTER(LEN=*), INTENT(IN) :: array_of_commands(*)
39     CHARACTER(LEN=*), INTENT(IN) :: array_of_argv(count, *)
40     TYPE(MPI_Info), INTENT(IN) :: array_of_info(*)
41     TYPE(MPI_Comm), INTENT(IN) :: comm
42     TYPE(MPI_Comm), INTENT(OUT) :: intercomm
43     INTEGER :: array_of_errcodes(*)
44     INTEGER, OPTIONAL, INTENT(OUT) :: ierror
45
46 MPI_COMM_SPAWN_MULTIPLE(COUNT, ARRAY_OF_COMMANDS, ARRAY_OF_ARGV,
47     ARRAY_OF_MAXPROCS, ARRAY_OF_INFO, ROOT, COMM, INTERCOMM,
48     ARRAY_OF_ERRCODES, IERROR)
49
50     INTEGER COUNT, ARRAY_OF_INFO(*), ARRAY_OF_MAXPROCS(*), ROOT, COMM,
51     INTERCOMM, ARRAY_OF_ERRCODES(*), IERROR
52     CHARACTER*(*) ARRAY_OF_COMMANDS(*), ARRAY_OF_ARGV(COUNT, *)

```

MPI_COMM_SPAWN_MULTIPLE is identical to MPI_COMM_SPAWN except that there are multiple executable specifications. The first argument, `count`, gives the number of specifications. Each of the next four arguments are simply arrays of the corresponding arguments in MPI_COMM_SPAWN. For the Fortran version of `array_of_argv`, the element `array_of_argv(i,j)` is the j -th argument to command number i .

Rationale. This may seem backwards to Fortran programmers who are familiar with Fortran's column-major ordering. However, it is necessary to do it this way to allow MPI_COMM_SPAWN to sort out arguments. Note that the leading dimension of `array_of_argv` *must* be the same as `count`. Also note that Fortran rules for sequence association allow a different value in the first dimension; in this case, the sequence of array elements is interpreted by MPI_COMM_SPAWN_MULTIPLE as if the sequence is stored in an array defined with the first dimension set to `count`. This Fortran feature allows an implementor to define MPI_ARGVS_NULL (see below) with fixed dimensions, e.g., (1,1), or only with one dimension, e.g., (1). (*End of rationale.*)

Advice to users. The argument `count` is interpreted by MPI only at the root, as is `array_of_argv`. Since the leading dimension of `array_of_argv` is `count`, a non-positive value of `count` at a non-root node could theoretically cause a runtime bounds check error, even though `array_of_argv` should be ignored by the subroutine. If this happens, you should explicitly supply a reasonable value of `count` on the non-root nodes. (*End of advice to users.*)

In any language, an application may use the constant MPI_ARGVS_NULL (which is likely to be `(char ***)0` in C) to specify that no arguments should be passed to any commands. The effect of setting individual elements of `array_of_argv` to MPI_ARGV_NULL is not defined. To specify arguments for some commands but not others, the commands without arguments should have a corresponding `argv` whose first element is null (`(char *)0` in C and empty string in Fortran). In Fortran at non-root processes, the `count` argument must be set to a value that is consistent with the provided `array_of_argv` although the content of these arguments has no meaning for this operation.

All of the spawned processes have the same MPI_COMM_WORLD. Their ranks in MPI_COMM_WORLD correspond directly to the order in which the commands are specified in MPI_COMM_SPAWN_MULTIPLE. Assume that m_1 processes are generated by the first command, m_2 by the second, etc. The processes corresponding to the first command have ranks $0, 1, \dots, m_1 - 1$. The processes in the second command have ranks $m_1, m_1 + 1, \dots, m_1 + m_2 - 1$. The processes in the third have ranks $m_1 + m_2, m_1 + m_2 + 1, \dots, m_1 + m_2 + m_3 - 1$, etc.

Advice to users. Calling MPI_COMM_SPAWN multiple times would create many sets of children with different MPI_COMM_WORLDS whereas MPI_COMM_SPAWN_MULTIPLE creates children with a single MPI_COMM_WORLD, so the two methods are not completely equivalent. There are also two performance-related reasons why, if you need to spawn multiple executables, you may want to use MPI_COMM_SPAWN_MULTIPLE instead of calling MPI_COMM_SPAWN several times. First, spawning several things at once may be faster than spawning them sequentially. Second, in some implementations, communication between processes spawned at the same time may be faster than communication between processes spawned separately. (*End of advice to users.*)

The `array_of_errcodes` argument is a 1-dimensional array of size $\sum_{i=1}^{count} n_i$, where n_i is the i -th element of `array_of_maxprocs`. Command number i corresponds to the n_i contiguous slots in this array from element $\sum_{j=1}^{i-1} n_j$ to $[\sum_{j=1}^i n_j] - 1$. Error codes are treated as for `MPI_COMM_SPAWN`.

Example 10.2 Examples of `array_of_argv` in C and Fortran

To run the program “ocean” with arguments “-gridfile” and “ocean1.grd” and the program “atmos” with argument “atmos.grd” in C:

```

char *array_of_commands[2] = {"ocean", "atmos"};
char **array_of_argv[2];
char *argv0[] = {"-gridfile", "ocean1.grd", (char *)0};
char *argv1[] = {"atmos.grd", (char *)0};
array_of_argv[0] = argv0;
array_of_argv[1] = argv1;
MPI_Comm_spawn_multiple(2, array_of_commands, array_of_argv, ...);

```

Here is how you do it in Fortran:

```

CHARACTER*25 commands(2), array_of_argv(2, 3)
commands(1) = ' ocean '
array_of_argv(1, 1) = ' -gridfile '
array_of_argv(1, 2) = ' ocean1.grd'
array_of_argv(1, 3) = ' '

commands(2) = ' atmos '
array_of_argv(2, 1) = ' atmos.grd '
array_of_argv(2, 2) = ' '

call MPI_COMM_SPAWN_MULTIPLE(2, commands, array_of_argv, ...)

```

10.3.4 Reserved Keys

The following keys are reserved. An implementation is not required to interpret these keys, but if it does interpret the key, it must provide the functionality described.

host Value is a hostname. The format of the hostname is determined by the implementation.

arch Value is an architecture name. Valid architecture names and what they mean are determined by the implementation.

wdir Value is the name of a directory on a machine on which the spawned process(es) execute(s). This directory is made the working directory of the executing process(es). The format of the directory name is determined by the implementation.

path Value is a directory or set of directories where the implementation should look for the executable. The format of `path` is determined by the implementation.

file Value is the name of a file in which additional information is specified. The format of the filename and internal format of the file are determined by the implementation.

soft Value specifies a set of numbers which are allowed values for the number of processes that MPI_COMM_SPAWN (et al.) may create. The format of the value is a comma-separated list of Fortran-90 triplets each of which specifies a set of integers and which together specify the set formed by the union of these sets. Negative values in this set and values greater than maxprocs are ignored. MPI will spawn the largest number of processes it can, consistent with some number in the set. The order in which triplets are given is not significant.

By Fortran-90 triplets, we mean:

1. a means a
2. $a:b$ means $a, a + 1, a + 2, \dots, b$
3. $a:b:c$ means $a, a + c, a + 2c, \dots, a + ck$, where for $c > 0$, k is the largest integer for which $a + ck \leq b$ and for $c < 0$, k is the largest integer for which $a + ck \geq b$. If $b > a$ then c must be positive. If $b < a$ then c must be negative.

Examples:

1. $a:b$ gives a range between a and b
2. $0:N$ gives full “soft” functionality
3. $1,2,4,8,16,32,64,128,256,512,1024,2048,4096$ allows a power-of-two number of processes.
4. $2:10000:2$ allows an even number of processes.
5. $2:10:2,7$ allows 2, 4, 6, 7, 8, or 10 processes.

10.3.5 Spawn Example

Manager-worker Example Using MPI_COMM_SPAWN

```

/* manager */
#include "mpi.h"
int main(int argc, char *argv[])
{
    int world_size, universe_size, *universe_sizep, flag;
    MPI_Comm everyone;          /* intercommunicator */
    char worker_program[100];

    MPI_Init(&argc, &argv);
    MPI_Comm_size(MPI_COMM_WORLD, &world_size);

    if (world_size != 1)    error("Top heavy with management");

    MPI_Comm_get_attr(MPI_COMM_WORLD, MPI_UNIVERSE_SIZE,
                      &universe_sizep, &flag);
    if (!flag) {
        printf("This MPI does not support UNIVERSE_SIZE. How many\n\
processes total?");
        scanf("%d", &universe_size);
    } else universe_size = *universe_sizep;

```

```
1  if (universe_size == 1) error("No room to start workers");
2
3  /*
4   * Now spawn the workers. Note that there is a run-time determination
5   * of what type of worker to spawn, and presumably this calculation must
6   * be done at run time and cannot be calculated before starting
7   * the program. If everything is known when the application is
8   * first started, it is generally better to start them all at once
9   * in a single MPI_COMM_WORLD.
10  */
11
12  choose_worker_program(worker_program);
13  MPI_Comm_spawn(worker_program, MPI_ARGV_NULL, universe_size-1,
14                MPI_INFO_NULL, 0, MPI_COMM_SELF, &everyone,
15                MPI_ERRCODES_IGNORE);
16  /*
17   * Parallel code here. The communicator "everyone" can be used
18   * to communicate with the spawned processes, which have ranks 0,..
19   * MPI_UNIVERSE_SIZE-1 in the remote group of the intercommunicator
20   * "everyone".
21  */
22
23  MPI_Finalize();
24  return 0;
25 }
26
27 /* worker */
28
29 #include "mpi.h"
30 int main(int argc, char *argv[])
31 {
32     int size;
33     MPI_Comm parent;
34     MPI_Init(&argc, &argv);
35     MPI_Comm_get_parent(&parent);
36     if (parent == MPI_COMM_NULL) error("No parent!");
37     MPI_Comm_remote_size(parent, &size);
38     if (size != 1) error("Something's wrong with the parent");
39
40     /*
41      * Parallel code here.
42      * The manager is represented as the process with rank 0 in (the remote
43      * group of) the parent communicator. If the workers need to communicate
44      * among themselves, they can use MPI_COMM_WORLD.
45     */
46
47     MPI_Finalize();
48     return 0;
```

}

10.4 Establishing Communication

This section provides functions that establish communication between two sets of MPI processes that do not share a communicator.

Some situations in which these functions are useful are:

1. Two parts of an application that are started independently need to communicate.
2. A visualization tool wants to attach to a running process.
3. A server wants to accept connections from multiple clients. Both clients and server may be parallel programs.

In each of these situations, MPI must establish communication channels where none existed before, and there is no parent/child relationship. The routines described in this section establish communication between the two sets of processes by creating an MPI intercommunicator, where the two groups of the intercommunicator are the original sets of processes.

Establishing contact between two groups of processes that do not share an existing communicator is a collective but asymmetric process. One group of processes indicates its willingness to accept connections from other groups of processes. We will call this group the (parallel) *server*, even if this is not a client/server type of application. The other group connects to the server; we will call it the *client*.

Advice to users. While the names *client* and *server* are used throughout this section, MPI does not guarantee the traditional robustness of client/server systems. The functionality described in this section is intended to allow two cooperating parts of the same application to communicate with one another. For instance, a client that gets a segmentation fault and dies, or one that does not participate in a collective operation may cause a server to crash or hang. (*End of advice to users.*)

10.4.1 Names, Addresses, Ports, and All That

Almost all of the complexity in MPI client/server routines addresses the question “how does the client find out how to contact the server?” The difficulty, of course, is that there is no existing communication channel between them, yet they must somehow agree on a rendezvous point where they will establish communication.

Agreeing on a rendezvous point always involves a third party. The third party may itself provide the rendezvous point or may communicate rendezvous information from server to client. Complicating matters might be the fact that a client does not really care what server it contacts, only that it be able to get in touch with one that can handle its request.

Ideally, MPI can accommodate a wide variety of run-time systems while retaining the ability to write simple, portable code. The following should be compatible with MPI:

- The server resides at a well-known internet address host:port.
- The server prints out an address to the terminal; the user gives this address to the client program.

- 1 • The server places the address information on a nameserver, where it can be retrieved
- 2 with an agreed-upon name.
- 3
- 4 • The server to which the client connects is actually a broker, acting as a middleman
- 5 between the client and the real server.

6
7 MPI does not require a nameserver, so not all implementations will be able to support
8 all of the above scenarios. However, MPI provides an optional nameserver interface, and is
9 compatible with external name servers.

10 A `port_name` is a *system-supplied* string that encodes a low-level network address at
11 which a server can be contacted. Typically this is an IP address and a port number, but
12 an implementation is free to use any protocol. The server establishes a `port_name` with
13 the `MPI_OPEN_PORT` routine. It accepts a connection to a given port with
14 `MPI_COMM_ACCEPT`. A client uses `port_name` to connect to the server.

15 By itself, the `port_name` mechanism is completely portable, but it may be clumsy
16 to use because of the necessity to communicate `port_name` to the client. It would be more
17 convenient if a server could specify that it be known by an *application-supplied* `service_name`
18 so that the client could connect to that `service_name` without knowing the `port_name`.

19 An MPI implementation may allow the server to publish a (`port_name`, `service_name`)
20 pair with `MPI_PUBLISH_NAME` and the client to retrieve the port name from the service
21 name with `MPI_LOOKUP_NAME`. This allows three levels of portability, with increasing
22 levels of functionality.

- 23 1. Applications that do not rely on the ability to publish names are the most portable.
24 Typically the `port_name` must be transferred “by hand” from server to client.
- 25
- 26 2. Applications that use the `MPI_PUBLISH_NAME` mechanism are completely portable
27 among implementations that provide this service. To be portable among all imple-
28 mentations, these applications should have a fall-back mechanism that can be used
29 when names are not published.
- 30
- 31 3. Applications may ignore MPI’s name publishing functionality and use their own mech-
32 anism (possibly system-supplied) to publish names. This allows arbitrary flexibility
33 but is not portable.

34 10.4.2 Server Routines

35
36 A server makes itself available with two routines. First it must call `MPI_OPEN_PORT` to
37 establish a port at which it may be contacted. Secondly it must call `MPI_COMM_ACCEPT`
38 to accept connections from clients.

39
40 `MPI_OPEN_PORT`(`info`, `port_name`)

41	IN	<code>info</code>	implementation-specific information on how to estab-
42			lish an address (handle)
43			
44	OUT	<code>port_name</code>	newly established port (string)
45			

46 `int MPI_Open_port`(`MPI_Info info`, `char *port_name`)

47
48 `MPI_Open_port`(`info`, `port_name`, `ierror`) `BIND(C)`


```

TYPE(MPI_Info), INTENT(IN) :: info
CHARACTER(LEN=MPI_MAX_PORT_NAME), INTENT(OUT) :: port_name
INTEGER, OPTIONAL, INTENT(OUT) :: ierror
MPI_OPEN_PORT(INFO, PORT_NAME, IERROR)
CHARACTER*(*) PORT_NAME
INTEGER INFO, IERROR

```

This function establishes a network address, encoded in the `port_name` string, at which the server will be able to accept connections from clients. `port_name` is supplied by the system, possibly using information in the `info` argument.

MPI copies a system-supplied port name into `port_name`. `port_name` identifies the newly opened port and can be used by a client to contact the server. The maximum size string that may be supplied by the system is `MPI_MAX_PORT_NAME`.

Advice to users. The system copies the port name into `port_name`. The application must pass a buffer of sufficient size to hold this value. (*End of advice to users.*)

`port_name` is essentially a network address. It is unique within the communication universe to which it belongs (determined by the implementation), and may be used by any client within that communication universe. For instance, if it is an internet (host:port) address, it will be unique on the internet. If it is a low level switch address on an IBM SP, it will be unique to that SP.

Advice to implementors. These examples are not meant to constrain implementations. A `port_name` could, for instance, contain a user name or the name of a batch job, as long as it is unique within some well-defined communication domain. The larger the communication domain, the more useful MPI's client/server functionality will be. (*End of advice to implementors.*)

The precise form of the address is implementation-defined. For instance, an internet address may be a host name or IP address, or anything that the implementation can decode into an IP address. A port name may be reused after it is freed with `MPI_CLOSE_PORT` and released by the system.

Advice to implementors. Since the user may type in `port_name` by hand, it is useful to choose a form that is easily readable and does not have embedded spaces. (*End of advice to implementors.*)

`info` may be used to tell the implementation how to establish the address. It may, and usually will, be `MPI_INFO_NULL` in order to get the implementation defaults.

```

MPI_CLOSE_PORT(port_name)
IN      port_name          a port (string)
int MPI_Close_port(const char *port_name)
MPI_Close_port(port_name, ierror) BIND(C)
CHARACTER(LEN=*), INTENT(IN) :: port_name
INTEGER, OPTIONAL, INTENT(OUT) :: ierror

```

```

1 MPI_CLOSE_PORT(PORT_NAME, IERROR)
2     CHARACTER*(*) PORT_NAME
3     INTEGER IERROR

```

This function releases the network address represented by `port_name`.

```

7 MPI_COMM_ACCEPT(port_name, info, root, comm, newcomm)

```

9	IN	port_name	port name (string, used only on root)
10	IN	info	implementation-dependent information (handle, used only on root)
12	IN	root	rank in <code>comm</code> of root node (integer)
14	IN	comm	intracommunicator over which call is collective (handle)
16	OUT	newcomm	intercommunicator with client as remote group (handle)

```

19 int MPI_Comm_accept(const char *port_name, MPI_Info info, int root,
20                    MPI_Comm comm, MPI_Comm *newcomm)

```

```

21
22 MPI_Comm_accept(port_name, info, root, comm, newcomm, ierror) BIND(C)
23     CHARACTER(LEN=*), INTENT(IN) :: port_name
24     TYPE(MPI_Info), INTENT(IN) :: info
25     INTEGER, INTENT(IN) :: root
26     TYPE(MPI_Comm), INTENT(IN) :: comm
27     TYPE(MPI_Comm), INTENT(OUT) :: newcomm
28     INTEGER, OPTIONAL, INTENT(OUT) :: ierror

```

```

29 MPI_COMM_ACCEPT(PORT_NAME, INFO, ROOT, COMM, NEWCOMM, IERROR)
30     CHARACTER*(*) PORT_NAME
31     INTEGER INFO, ROOT, COMM, NEWCOMM, IERROR

```

`MPI_COMM_ACCEPT` establishes communication with a client. It is collective over the calling communicator. It returns an intercommunicator that allows communication with the client.

The `port_name` must have been established through a call to `MPI_OPEN_PORT`.

`info` can be used to provide directives that may influence the behavior of the `ACCEPT` call.

10.4.3 Client Routines

There is only one routine on the client side.

```

MPI_COMM_CONNECT(port_name, info, root, comm, newcomm) 1
IN      port_name      network address (string, used only on root) 2
IN      info            implementation-dependent information (handle, used 3
                        only on root) 4
IN      root            rank in comm of root node (integer) 5
IN      comm            intracommunicator over which call is collective (han- 6
                        dle) 7
OUT     newcomm         intercommunicator with server as remote group (han- 8
                        dle) 9
                                10
                                11
                                12
int MPI_Comm_connect(const char *port_name, MPI_Info info, int root, 13
                    MPI_Comm comm, MPI_Comm *newcomm) 14
MPI_Comm_connect(port_name, info, root, comm, newcomm, ierror) BIND(C) 15
CHARACTER(LEN=*), INTENT(IN) :: port_name 16
TYPE(MPI_Info), INTENT(IN) :: info 17
INTEGER, INTENT(IN) :: root 18
TYPE(MPI_Comm), INTENT(IN) :: comm 19
TYPE(MPI_Comm), INTENT(OUT) :: newcomm 20
INTEGER, OPTIONAL, INTENT(OUT) :: ierror 21
                                22
MPI_COMM_CONNECT(PORT_NAME, INFO, ROOT, COMM, NEWCOMM, IERROR) 23
CHARACTER*(*) PORT_NAME 24
INTEGER INFO, ROOT, COMM, NEWCOMM, IERROR 25

```

This routine establishes communication with a server specified by `port_name`. It is collective over the calling communicator and returns an intercommunicator in which the remote group participated in an `MPI_COMM_ACCEPT`.

If the named port does not exist (or has been closed), `MPI_COMM_CONNECT` raises an error of class `MPI_ERR_PORT`.

If the port exists, but does not have a pending `MPI_COMM_ACCEPT`, the connection attempt will eventually time out after an implementation-defined time, or succeed when the server calls `MPI_COMM_ACCEPT`. In the case of a time out, `MPI_COMM_CONNECT` raises an error of class `MPI_ERR_PORT`.

Advice to implementors. The time out period may be arbitrarily short or long. However, a high-quality implementation will try to queue connection attempts so that a server can handle simultaneous requests from several clients. A high-quality implementation may also provide a mechanism, through the `info` arguments to `MPI_OPEN_PORT`, `MPI_COMM_ACCEPT`, and/or `MPI_COMM_CONNECT`, for the user to control timeout and queuing behavior. (*End of advice to implementors.*)

MPI provides no guarantee of fairness in servicing connection attempts. That is, connection attempts are not necessarily satisfied in the order they were initiated and competition from other connection attempts may prevent a particular connection attempt from being satisfied.

`port_name` is the address of the server. It must be the same as the name returned by `MPI_OPEN_PORT` on the server. Some freedom is allowed here. If there are equivalent

forms of `port_name`, an implementation may accept them as well. For instance, if `port_name` is `(hostname:port)`, an implementation may accept `(ip_address:port)` as well.

10.4.4 Name Publishing

The routines in this section provide a mechanism for publishing names. A `(service_name, port_name)` pair is published by the server, and may be retrieved by a client using the `service_name` only. An MPI implementation defines the *scope* of the `service_name`, that is, the domain over which the `service_name` can be retrieved. If the domain is the empty set, that is, if no client can retrieve the information, then we say that name publishing is not supported. Implementations should document how the scope is determined. High-quality implementations will give some control to users through the `info` arguments to name publishing functions. Examples are given in the descriptions of individual functions.

```
MPI_PUBLISH_NAME(service_name, info, port_name)
```

IN	<code>service_name</code>	a service name to associate with the port (string)
IN	<code>info</code>	implementation-specific information (handle)
IN	<code>port_name</code>	a port name (string)

```
int MPI_Publish_name(const char *service_name, MPI_Info info, const
                    char *port_name)
```

```
MPI_Publish_name(service_name, info, port_name, ierror) BIND(C)
    TYPE(MPI_Info), INTENT(IN) :: info
    CHARACTER(LEN=*), INTENT(IN) :: service_name, port_name
    INTEGER, OPTIONAL, INTENT(OUT) :: ierror
```

```
MPI_PUBLISH_NAME(SERVICE_NAME, INFO, PORT_NAME, IERROR)
    INTEGER INFO, IERROR
    CHARACTER*(*) SERVICE_NAME, PORT_NAME
```

This routine publishes the pair `(port_name, service_name)` so that an application may retrieve a system-supplied `port_name` using a well-known `service_name`.

The implementation must define the *scope* of a published service name, that is, the domain over which the service name is unique, and conversely, the domain over which the `(port name, service name)` pair may be retrieved. For instance, a service name may be unique to a job (where job is defined by a distributed operating system or batch scheduler), unique to a machine, or unique to a Kerberos realm. The scope may depend on the `info` argument to `MPI_PUBLISH_NAME`.

MPI permits publishing more than one `service_name` for a single `port_name`. On the other hand, if `service_name` has already been published within the scope determined by `info`, the behavior of `MPI_PUBLISH_NAME` is undefined. An MPI implementation may, through a mechanism in the `info` argument to `MPI_PUBLISH_NAME`, provide a way to allow multiple servers with the same service in the same scope. In this case, an implementation-defined policy will determine which of several port names is returned by `MPI_LOOKUP_NAME`.

Note that while `service_name` has a limited scope, determined by the implementation, `port_name` always has global scope within the communication universe used by the imple-

mentation (i.e., it is globally unique).

`port_name` should be the name of a port established by `MPI_OPEN_PORT` and not yet released by `MPI_CLOSE_PORT`. If it is not, the result is undefined.

Advice to implementors. In some cases, an MPI implementation may use a name service that a user can also access directly. In this case, a name published by MPI could easily conflict with a name published by a user. In order to avoid such conflicts, MPI implementations should mangle service names so that they are unlikely to conflict with user code that makes use of the same service. Such name mangling will of course be completely transparent to the user.

The following situation is problematic but unavoidable, if we want to allow implementations to use nameservers. Suppose there are multiple instances of “ocean” running on a machine. If the scope of a service name is confined to a job, then multiple oceans can coexist. If an implementation provides site-wide scope, however, multiple instances are not possible as all calls to `MPI_PUBLISH_NAME` after the first may fail. There is no universal solution to this.

To handle these situations, a high-quality implementation should make it possible to limit the domain over which names are published. (*End of advice to implementors.*)

```
MPI_UNPUBLISH_NAME(service_name, info, port_name)
```

IN	<code>service_name</code>	a service name (string)
IN	<code>info</code>	implementation-specific information (handle)
IN	<code>port_name</code>	a port name (string)

```
int MPI_Unpublish_name(const char *service_name, MPI_Info info, const
                      char *port_name)
```

```
MPI_Unpublish_name(service_name, info, port_name, ierror) BIND(C)
CHARACTER(LEN=*) INTENT(IN) :: service_name, port_name
TYPE(MPI_Info), INTENT(IN) :: info
INTEGER, OPTIONAL, INTENT(OUT) :: ierror
```

```
MPI_UNPUBLISH_NAME(SERVICE_NAME, INFO, PORT_NAME, IERROR)
INTEGER INFO, IERROR
CHARACTER*(*) SERVICE_NAME, PORT_NAME
```

This routine unpublishes a service name that has been previously published. Attempting to unpublish a name that has not been published or has already been unpublished is erroneous and is indicated by the error class `MPI_ERR_SERVICE`.

All published names must be unpublished before the corresponding port is closed and before the publishing process exits. The behavior of `MPI_UNPUBLISH_NAME` is implementation dependent when a process tries to unpublish a name that it did not publish.

If the `info` argument was used with `MPI_PUBLISH_NAME` to tell the implementation how to publish names, the implementation may require that `info` passed to `MPI_UNPUBLISH_NAME` contain information to tell the implementation how to unpublish a name.

```

1 MPI_LOOKUP_NAME(service_name, info, port_name)
2     IN      service_name      a service name (string)
3
4     IN      info              implementation-specific information (handle)
5
6     OUT     port_name         a port name (string)

```

```

7 int MPI_Lookup_name(const char *service_name, MPI_Info info,
8                   char *port_name)
9

```

```

10 MPI_Lookup_name(service_name, info, port_name, ierror) BIND(C)
11     CHARACTER(LEN=*), INTENT(IN) :: service_name
12     TYPE(MPI_Info), INTENT(IN) :: info
13     CHARACTER(LEN=MPI_MAX_PORT_NAME), INTENT(OUT) :: port_name
14     INTEGER, OPTIONAL, INTENT(OUT) :: ierror

```

```

15 MPI_LOOKUP_NAME(SERVICE_NAME, INFO, PORT_NAME, IERROR)
16     CHARACTER*(*) SERVICE_NAME, PORT_NAME
17     INTEGER INFO, IERROR
18

```

19 This function retrieves a `port_name` published by `MPI_PUBLISH_NAME` with
20 `service_name`. If `service_name` has not been published, it raises an error in the error class
21 `MPI_ERR_NAME`. The application must supply a `port_name` buffer large enough to hold the
22 largest possible port name (see discussion above under `MPI_OPEN_PORT`).

23 If an implementation allows multiple entries with the same `service_name` within the
24 same scope, a particular `port_name` is chosen in a way determined by the implementation.

25 If the `info` argument was used with `MPI_PUBLISH_NAME` to tell the implementation
26 how to publish names, a similar `info` argument may be required for `MPI_LOOKUP_NAME`.

28 10.4.5 Reserved Key Values

29 The following key values are reserved. An implementation is not required to interpret these
30 key values, but if it does interpret the key value, it must provide the functionality described.

31 `ip_port` Value contains IP port number at which to establish a `port`. (Reserved for
32 `MPI_OPEN_PORT` only).

33 `ip_address` Value contains IP address at which to establish a `port`. If the address is not a
34 valid IP address of the host on which the `MPI_OPEN_PORT` call is made, the results
35 are undefined. (Reserved for `MPI_OPEN_PORT` only).

39 10.4.6 Client/Server Examples

40 Simplest Example — Completely Portable.

41 The following example shows the simplest way to use the client/server interface. It does
42 not use service names at all.

43 On the server side:

```

44     char myport[MPI_MAX_PORT_NAME];
45     MPI_Comm intercomm;

```

```

/* ... */
MPI_Open_port(MPI_INFO_NULL, myport);
printf("port name is: %s\n", myport);

MPI_Comm_accept(myport, MPI_INFO_NULL, 0, MPI_COMM_SELF, &intercomm);
/* do something with intercomm */

```

The server prints out the port name to the terminal and the user must type it in when starting up the client (assuming the MPI implementation supports stdin such that this works). On the client side:

```

MPI_Comm intercomm;
char name[MPI_MAX_PORT_NAME];
printf("enter port name: ");
gets(name);
MPI_Comm_connect(name, MPI_INFO_NULL, 0, MPI_COMM_SELF, &intercomm);

```

Ocean/Atmosphere — Relies on Name Publishing

In this example, the “ocean” application is the “server” side of a coupled ocean-atmosphere climate model. It assumes that the MPI implementation publishes names.

```

MPI_Open_port(MPI_INFO_NULL, port_name);
MPI_Publish_name("ocean", MPI_INFO_NULL, port_name);

MPI_Comm_accept(port_name, MPI_INFO_NULL, 0, MPI_COMM_SELF, &intercomm);
/* do something with intercomm */
MPI_Unpublish_name("ocean", MPI_INFO_NULL, port_name);

```

On the client side:

```

MPI_Lookup_name("ocean", MPI_INFO_NULL, port_name);
MPI_Comm_connect(port_name, MPI_INFO_NULL, 0, MPI_COMM_SELF,
                 &intercomm);

```

Simple Client-Server Example

This is a simple example; the server accepts only a single connection at a time and serves that connection until the client requests to be disconnected. The server is a single process.

Here is the server. It accepts a single connection and then processes data until it receives a message with tag 1. A message with tag 0 tells the server to exit.

```

#include "mpi.h"
int main(int argc, char *argv[])
{
    MPI_Comm client;
    MPI_Status status;
    char port_name[MPI_MAX_PORT_NAME];

```

```

1   double buf[MAX_DATA];
2   int    size, again;
3
4   MPI_Init(&argc, &argv);
5   MPI_Comm_size(MPI_COMM_WORLD, &size);
6   if (size != 1) error(FATAL, "Server too big");
7   MPI_Open_port(MPI_INFO_NULL, port_name);
8   printf("server available at %s\n", port_name);
9   while (1) {
10      MPI_Comm_accept(port_name, MPI_INFO_NULL, 0, MPI_COMM_WORLD,
11                      &client);
12      again = 1;
13      while (again) {
14          MPI_Recv(buf, MAX_DATA, MPI_DOUBLE,
15                  MPI_ANY_SOURCE, MPI_ANY_TAG, client, &status);
16          switch (status.MPI_TAG) {
17              case 0: MPI_Comm_free(&client);
18                      MPI_Close_port(port_name);
19                      MPI_Finalize();
20                      return 0;
21              case 1: MPI_Comm_disconnect(&client);
22                      again = 0;
23                      break;
24              case 2: /* do something */
25                      ...
26              default:
27                      /* Unexpected message type */
28                      MPI_Abort(MPI_COMM_WORLD, 1);
29          }
30      }
31  }
32 }
33
34 Here is the client.
35
36 #include "mpi.h"
37 int main( int argc, char **argv )
38 {
39     MPI_Comm server;
40     double buf[MAX_DATA];
41     char port_name[MPI_MAX_PORT_NAME];
42
43     MPI_Init( &argc, &argv );
44     strcpy( port_name, argv[1] );/* assume server's name is cmd-line arg */
45
46     MPI_Comm_connect( port_name, MPI_INFO_NULL, 0, MPI_COMM_WORLD,
47                      &server );
48

```



```

while (!done) {
    tag = 2; /* Action to perform */
    MPI_Send( buf, n, MPI_DOUBLE, 0, tag, server );
    /* etc */
}
MPI_Send( buf, 0, MPI_DOUBLE, 0, 1, server );
MPI_Comm_disconnect( &server );
MPI_Finalize();
return 0;
}

```

10.5 Other Functionality

10.5.1 Universe Size

Many “dynamic” MPI applications are expected to exist in a static runtime environment, in which resources have been allocated before the application is run. When a user (or possibly a batch system) runs one of these quasi-static applications, she will usually specify a number of processes to start and a total number of processes that are expected. An application simply needs to know how many slots there are, i.e., how many processes it should spawn.

MPI provides an attribute on `MPI_COMM_WORLD`, `MPI_UNIVERSE_SIZE`, that allows the application to obtain this information in a portable manner. This attribute indicates the total number of processes that are expected. In Fortran, the attribute is the integer value. In C, the attribute is a pointer to the integer value. An application typically subtracts the size of `MPI_COMM_WORLD` from `MPI_UNIVERSE_SIZE` to find out how many processes it should spawn. `MPI_UNIVERSE_SIZE` is initialized in `MPI_INIT` and is not changed by MPI. If defined, it has the same value on all processes of `MPI_COMM_WORLD`. `MPI_UNIVERSE_SIZE` is determined by the application startup mechanism in a way not specified by MPI. (The size of `MPI_COMM_WORLD` is another example of such a parameter.)

Possibilities for how `MPI_UNIVERSE_SIZE` might be set include

- A `-universe_size` argument to a program that starts MPI processes.
- Automatic interaction with a batch scheduler to figure out how many processors have been allocated to an application.
- An environment variable set by the user.
- Extra information passed to `MPI_COMM_SPAWN` through the `info` argument.

An implementation must document how `MPI_UNIVERSE_SIZE` is set. An implementation may not support the ability to set `MPI_UNIVERSE_SIZE`, in which case the attribute `MPI_UNIVERSE_SIZE` is not set.

`MPI_UNIVERSE_SIZE` is a recommendation, not necessarily a hard limit. For instance, some implementations may allow an application to spawn 50 processes per processor, if they are requested. However, it is likely that the user only wants to spawn one process per processor.

`MPI_UNIVERSE_SIZE` is assumed to have been specified when an application was started, and is in essence a portable mechanism to allow the user to pass to the application (through

1 the MPI process startup mechanism, such as `mpiexec`) a piece of critical runtime informa-
 2 tion. Note that no interaction with the runtime environment is required. If the runtime
 3 environment changes size while an application is running, `MPI_UNIVERSE_SIZE` is not up-
 4 dated, and the application must find out about the change through direct communication
 5 with the runtime system.

7 10.5.2 Singleton `MPI_INIT`

8
 9 A high-quality implementation will allow any process (including those not started with a
 10 “parallel application” mechanism) to become an MPI process by calling `MPI_INIT`. Such
 11 a process can then connect to other MPI processes using the `MPI_COMM_ACCEPT` and
 12 `MPI_COMM_CONNECT` routines, or spawn other MPI processes. MPI does not mandate
 13 this behavior, but strongly encourages it where technically feasible.

14
 15 *Advice to implementors.* To start MPI processes belonging to the same
 16 `MPI_COMM_WORLD` requires some special coordination. The processes must be started
 17 at the “same” time, they must have a mechanism to establish communication, etc.
 18 Either the user or the operating system must take special steps beyond simply starting
 19 processes.

20 When an application enters `MPI_INIT`, clearly it must be able to determine if these
 21 special steps were taken. If a process enters `MPI_INIT` and determines that no
 22 special steps were taken (i.e., it has not been given the information to form an
 23 `MPI_COMM_WORLD` with other processes) it succeeds and forms a singleton MPI pro-
 24 gram, that is, one in which `MPI_COMM_WORLD` has size 1.

25 In some implementations, MPI may not be able to function without an “MPI environ-
 26 ment.” For example, MPI may require that daemons be running or MPI may not be
 27 able to work at all on the front-end of an MPP. In this case, an MPI implementation
 28 may either

- 29 1. Create the environment (e.g., start a daemon) or
- 30 2. Raise an error if it cannot create the environment and the environment has not
 31 been started independently.

32
 33 A high-quality implementation will try to create a singleton MPI process and not raise
 34 an error.

35
 36 (*End of advice to implementors.*)

37 10.5.3 `MPI_APPNUM`

38
 39 There is a predefined attribute `MPI_APPNUM` of `MPI_COMM_WORLD`. In Fortran, the at-
 40 tribute is an integer value. In C, the attribute is a pointer to an integer value. If a process
 41 was spawned with `MPI_COMM_SPAWN_MULTIPLE`, `MPI_APPNUM` is the command number
 42 that generated the current process. Numbering starts from zero. If a process was spawned
 43 with `MPI_COMM_SPAWN`, it will have `MPI_APPNUM` equal to zero.

44
 45 Additionally, if the process was not started by a spawn call, but by an implementation-
 46 specific startup mechanism that can handle multiple process specifications, `MPI_APPNUM`
 47 should be set to the number of the corresponding process specification. In particular, if it
 48 is started with

```
mpirexec spec0 [: spec1 : spec2 : ...]
```

MPI_APPNUM should be set to the number of the corresponding specification.

If an application was not spawned with MPI_COMM_SPAWN or MPI_COMM_SPAWN_MULTIPLE, and MPI_APPNUM does not make sense in the context of the implementation-specific startup mechanism, MPI_APPNUM is not set.

MPI implementations may optionally provide a mechanism to override the value of MPI_APPNUM through the info argument. MPI reserves the following key for all SPAWN calls.

appnum Value contains an integer that overrides the default value for MPI_APPNUM in the child.

Rationale. When a single application is started, it is able to figure out how many processes there are by looking at the size of MPI_COMM_WORLD. An application consisting of multiple SPMD sub-applications has no way to find out how many sub-applications there are and to which sub-application the process belongs. While there are ways to figure it out in special cases, there is no general mechanism. MPI_APPNUM provides such a general mechanism. (*End of rationale.*)

10.5.4 Releasing Connections

Before a client and server connect, they are independent MPI applications. An error in one does not affect the other. After establishing a connection with MPI_COMM_CONNECT and MPI_COMM_ACCEPT, an error in one may affect the other. It is desirable for a client and server to be able to disconnect, so that an error in one will not affect the other. Similarly, it might be desirable for a parent and child to disconnect, so that errors in the child do not affect the parent, or vice-versa.

- Two processes are *connected* if there is a communication path (direct or indirect) between them. More precisely:
 1. Two processes are connected if
 - (a) they both belong to the same communicator (inter- or intra-, including MPI_COMM_WORLD) *or*
 - (b) they have previously belonged to a communicator that was freed with MPI_COMM_FREE instead of MPI_COMM_DISCONNECT *or*
 - (c) they both belong to the group of the same window or filehandle.
 2. If A is connected to B and B to C, then A is connected to C.
- Two processes are *disconnected* (also *independent*) if they are not connected.
- By the above definitions, connectivity is a transitive property, and divides the universe of MPI processes into disconnected (independent) sets (equivalence classes) of processes.
- Processes which are connected, but do not share the same MPI_COMM_WORLD, may become disconnected (independent) if the communication path between them is broken by using MPI_COMM_DISCONNECT.

The following additional rules apply to MPI routines in other chapters:

- `MPI_FINALIZE` is collective over a set of connected processes.
- `MPI_ABORT` does not abort independent processes. It may abort all processes in the caller's `MPI_COMM_WORLD` (ignoring its `comm` argument). Additionally, it may abort connected processes as well, though it makes a “best attempt” to abort only the processes in `comm`.
- If a process terminates without calling `MPI_FINALIZE`, independent processes are not affected but the effect on connected processes is not defined.

`MPI_COMM_DISCONNECT(comm)`

INOUT `comm` communicator (handle)

```
int MPI_Comm_disconnect(MPI_Comm *comm)
```

```
MPI_Comm_disconnect(comm, ierror) BIND(C)
  TYPE(MPI_Comm), INTENT(INOUT) :: comm
  INTEGER, OPTIONAL, INTENT(OUT) :: ierror
```

```
MPI_COMM_DISCONNECT(COMM, IERROR)
  INTEGER COMM, IERROR
```

This function waits for all pending communication on `comm` to complete internally, deallocates the communicator object, and sets the handle to `MPI_COMM_NULL`. It is a collective operation.

It may not be called with the communicator `MPI_COMM_WORLD` or `MPI_COMM_SELF`.

`MPI_COMM_DISCONNECT` may be called only if all communication is complete and matched, so that buffered data can be delivered to its destination. This requirement is the same as for `MPI_FINALIZE`.

`MPI_COMM_DISCONNECT` has the same action as `MPI_COMM_FREE`, except that it waits for pending communication to finish internally and enables the guarantee about the behavior of disconnected processes.

Advice to users. To disconnect two processes you may need to call `MPI_COMM_DISCONNECT`, `MPI_WIN_FREE`, and `MPI_FILE_CLOSE` to remove all communication paths between the two processes. Note that it may be necessary to disconnect several communicators (or to free several windows or files) before two processes are completely independent. (*End of advice to users.*)

Rationale. It would be nice to be able to use `MPI_COMM_FREE` instead, but that function explicitly does not wait for pending communication to complete. (*End of rationale.*)

10.5.5 Another Way to Establish MPI Communication

```
MPI_COMM_JOIN(fd, intercomm)
```

IN	fd	socket file descriptor
OUT	intercomm	new intercommunicator (handle)

```
int MPI_Comm_join(int fd, MPI_Comm *intercomm)
```

```
MPI_Comm_join(fd, intercomm, ierror) BIND(C)
  INTEGER, INTENT(IN) :: fd
  TYPE(MPI_Comm), INTENT(OUT) :: intercomm
  INTEGER, OPTIONAL, INTENT(OUT) :: ierror
```

```
MPI_COMM_JOIN(FD, INTERCOMM, IERROR)
  INTEGER FD, INTERCOMM, IERROR
```

`MPI_COMM_JOIN` is intended for MPI implementations that exist in an environment supporting the Berkeley Socket interface [45, 49]. Implementations that exist in an environment not supporting Berkeley Sockets should provide the entry point for `MPI_COMM_JOIN` and should return `MPI_COMM_NULL`.

This call creates an intercommunicator from the union of two MPI processes which are connected by a socket. `MPI_COMM_JOIN` should normally succeed if the local and remote processes have access to the same implementation-defined MPI communication universe.

Advice to users. An MPI implementation may require a specific communication medium for MPI communication, such as a shared memory segment or a special switch. In this case, it may not be possible for two processes to successfully join even if there is a socket connecting them and they are using the same MPI implementation. (*End of advice to users.*)

Advice to implementors. A high-quality implementation will attempt to establish communication over a slow medium if its preferred one is not available. If implementations do not do this, they must document why they cannot do MPI communication over the medium used by the socket (especially if the socket is a TCP connection). (*End of advice to implementors.*)

`fd` is a file descriptor representing a socket of type `SOCK_STREAM` (a two-way reliable byte-stream connection). Nonblocking I/O and asynchronous notification via `SIGIO` must not be enabled for the socket. The socket must be in a connected state. The socket must be quiescent when `MPI_COMM_JOIN` is called (see below). It is the responsibility of the application to create the socket using standard socket API calls.

`MPI_COMM_JOIN` must be called by the process at each end of the socket. It does not return until both processes have called `MPI_COMM_JOIN`. The two processes are referred to as the local and remote processes.

MPI uses the socket to bootstrap creation of the intercommunicator, and for nothing else. Upon return from `MPI_COMM_JOIN`, the file descriptor will be open and quiescent (see below).

1 If MPI is unable to create an intercommunicator, but is able to leave the socket in its
2 original state, with no pending communication, it succeeds and sets `intercomm` to
3 `MPI_COMM_NULL`.

4 The socket must be quiescent before `MPI_COMM_JOIN` is called and after
5 `MPI_COMM_JOIN` returns. More specifically, on entry to `MPI_COMM_JOIN`, a `read` on the
6 socket will not read any data that was written to the socket before the remote process called
7 `MPI_COMM_JOIN`. On exit from `MPI_COMM_JOIN`, a `read` will not read any data that was
8 written to the socket before the remote process returned from `MPI_COMM_JOIN`. It is the
9 responsibility of the application to ensure the first condition, and the responsibility of the
10 MPI implementation to ensure the second. In a multithreaded application, the application
11 must ensure that one thread does not access the socket while another is calling
12 `MPI_COMM_JOIN`, or call `MPI_COMM_JOIN` concurrently.

13
14 *Advice to implementors.* MPI is free to use any available communication path(s)
15 for MPI messages in the new communicator; the socket is only used for the initial
16 handshaking. (*End of advice to implementors.*)

17
18 `MPI_COMM_JOIN` uses non-MPI communication to do its work. The interaction of non-
19 MPI communication with pending MPI communication is not defined. Therefore, the result
20 of calling `MPI_COMM_JOIN` on two connected processes (see Section 10.5.4 on page 397 for
21 the definition of connected) is undefined.

22 The returned communicator may be used to establish MPI communication with addi-
23 tional processes, through the usual MPI communicator creation mechanisms.

24
25
26
27
28
29
30
31
32
33
34
35
36
37
38
39
40
41
42
43
44
45
46
47
48

1
2
3
4
5
6
7
8
9
10
11
12
13
14
15
16
17
18
19
20
21
22
23
24
25
26
27
28
29
30
31
32
33
34
35
36
37
38
39
40
41
42
43
44
45
46
47
48

Chapter 11

One-Sided Communications

11.1 Introduction

Remote Memory Access (RMA) extends the communication mechanisms of MPI by allowing one process to specify all communication parameters, both for the sending side and for the receiving side. This mode of communication facilitates the coding of some applications with dynamically changing data access patterns where the data distribution is fixed or slowly changing. In such a case, each process can compute what data it needs to access or to update at other processes. However, the programmer may not be able to easily determine which data in a process may need to be accessed or to be updated by operations executed by a different process, and may not even know which processes may perform such updates. Thus, the transfer parameters are all available only on one side. Regular send/receive communication requires matching operations by sender and receiver. In order to issue the matching operations, an application needs to distribute the transfer parameters. This distribution may require all processes to participate in a time-consuming global computation, or to poll for potential communication requests to receive and upon which to act periodically. The use of RMA communication mechanisms avoids the need for global computations or explicit polling. A generic example of this nature is the execution of an assignment of the form $\mathbf{A} = \mathbf{B}(\mathbf{map})$, where \mathbf{map} is a permutation vector, and \mathbf{A} , \mathbf{B} , and \mathbf{map} are distributed in the same manner.

Message-passing communication achieves two effects: *communication* of data from sender to receiver and *synchronization* of sender with receiver. The RMA design separates these two functions. The following communication calls are provided:

- Remote write: MPI_PUT, MPI_RPUT
- Remote read: MPI_GET, MPI_RGET
- Remote update: MPI_ACCUMULATE, MPI_RACCUMULATE
- Remote read and update: MPI_GET_ACCUMULATE, MPI_RGET_ACCUMULATE, and MPI_FETCH_AND_OP
- Remote atomic swap operations: MPI_COMPARE_AND_SWAP

This chapter refers to an operations set that includes all remote update, remote read and update, and remote atomic swap operations as “accumulate” operations.

1 MPI supports two fundamentally different memory models: separate and unified. The
2 separate model makes no assumption about memory consistency and is highly portable.
3 This model is similar to that of weakly coherent memory systems: the user must impose
4 correct ordering of memory accesses through synchronization calls. The unified model can
5 exploit cache-coherent hardware and hardware-accelerated, one-sided operations that are
6 commonly available in high-performance systems. The two different models are discussed
7 in detail in Section 11.4. Both models support several synchronization calls to support
8 different synchronization styles.

9 The design of the RMA functions allows implementors to take advantage of fast or
10 asynchronous communication mechanisms provided by various platforms, such as coherent
11 or noncoherent shared memory, DMA engines, hardware-supported put/get operations, and
12 communication coprocessors. The most frequently used RMA communication mechanisms
13 can be layered on top of message-passing. However, certain RMA functions might need
14 support for asynchronous communication agents in software (handlers, threads, etc.) in a
15 distributed memory environment.

16 We shall denote by *origin* the process that performs the call, and by *target* the process
17 in which the memory is accessed. Thus, in a put operation, source=origin and destina-
18 tion=target; in a get operation, source=target and destination=origin.

20 11.2 Initialization

21 MPI provides the following window initialization functions: MPI_WIN_CREATE,
22 MPI_WIN_ALLOCATE, MPI_WIN_ALLOCATE_SHARED, and
23 MPI_WIN_CREATE_DYNAMIC, which are collective on an intracommunicator.
24 MPI_WIN_CREATE allows each process to specify a “window” in its memory that is made
25 accessible to accesses by remote processes. The call returns an opaque object that represents
26 the group of processes that own and access the set of windows, and the attributes of each
27 window, as specified by the initialization call. MPI_WIN_ALLOCATE differs from
28 MPI_WIN_CREATE in that the user does not pass allocated memory;
29 MPI_WIN_ALLOCATE returns a pointer to memory allocated by the MPI implementation.
30 MPI_WIN_ALLOCATE_SHARED differs from MPI_WIN_ALLOCATE in that the allocated
31 memory can be accessed from all processes in the window’s group with direct load/store
32 instructions. Some restrictions may apply to the specified communicator.
33 MPI_WIN_CREATE_DYNAMIC creates a window that allows the user to dynamically control
34 which memory is exposed by the window.
35
36
37
38
39
40
41
42
43
44
45
46
47
48

11.2.1 Window Creation

```
MPI_WIN_CREATE(base, size, disp_unit, info, comm, win)
```

IN	base	initial address of window (choice)	1
IN	size	size of window in bytes (non-negative integer)	2
IN	disp_unit	local unit size for displacements, in bytes (positive integer)	3
IN	info	info argument (handle)	4
IN	comm	intra-communicator (handle)	5
OUT	win	window object returned by the call (handle)	6

```
int MPI_Win_create(void *base, MPI_Aint size, int disp_unit, MPI_Info info,
                  MPI_Comm comm, MPI_Win *win)
```

```
MPI_Win_create(base, size, disp_unit, info, comm, win, ierror) BIND(C)
  TYPE(*), DIMENSION(..), ASYNCHRONOUS :: base
  INTEGER(KIND=MPI_ADDRESS_KIND), INTENT(IN) :: size
  INTEGER, INTENT(IN) :: disp_unit
  TYPE(MPI_Info), INTENT(IN) :: info
  TYPE(MPI_Comm), INTENT(IN) :: comm
  TYPE(MPI_Win), INTENT(OUT) :: win
  INTEGER, OPTIONAL, INTENT(OUT) :: ierror
```

```
MPI_WIN_CREATE(BASE, SIZE, DISP_UNIT, INFO, COMM, WIN, IERROR)
  <type> BASE(*)
  INTEGER(KIND=MPI_ADDRESS_KIND) SIZE
  INTEGER DISP_UNIT, INFO, COMM, WIN, IERROR
```

This is a collective call executed by all processes in the group of `comm`. It returns a window object that can be used by these processes to perform RMA operations. Each process specifies a window of existing memory that it exposes to RMA accesses by the processes in the group of `comm`. The window consists of `size` bytes, starting at address `base`. In C, `base` is the starting address of a memory region. In Fortran, one can pass the first element of a memory region or a whole array, which must be ‘simply contiguous’ (for ‘simply contiguous’, see also Section 17.1.12 on page 628. A process may elect to expose no memory by specifying `size = 0`.

The displacement unit argument is provided to facilitate address arithmetic in RMA operations: the target displacement argument of an RMA operation is scaled by the factor `disp_unit` specified by the target process, at window creation.

Rationale. The window size is specified using an address-sized integer, to allow windows that span more than 4 GB of address space. (Even if the physical memory size is less than 4 GB, the address range may be larger than 4 GB, if addresses are not contiguous.) (*End of rationale.*)

Advice to users. Common choices for `disp_unit` are 1 (no scaling), and (in C syntax) `sizeof(type)`, for a window that consists of an array of elements of type `type`. The

1 later choice will allow one to use array indices in RMA calls, and have those scaled
2 correctly to byte displacements, even in a heterogeneous environment. (*End of advice*
3 *to users.*)
4

5 The `info` argument provides optimization hints to the runtime about the expected usage
6 pattern of the window. The following info keys are predefined:
7

8 `no_locks` — if set to `true`, then the implementation may assume that passive target syn-
9 chronization (i.e., `MPI_WIN_LOCK`, `MPI_LOCK_ALL`) will not be used on the given
10 window. This implies that this window is not used for 3-party communication, and
11 RMA can be implemented with no (less) asynchronous agent activity at this process.
12

13 `accumulate_ordering` — controls the ordering of accumulate operations at the target. See
14 Section 11.7.2 for details.

15 `accumulate_ops` — if set to `same_op`, the implementation will assume that all concurrent
16 accumulate calls to the same target address will use the same operation. If set to
17 `same_op_no_op`, then the implementation will assume that all concurrent accumulate
18 calls to the same target address will use the same operation or `MPI_NO_OP`. This can
19 eliminate the need to protect access for certain operation types where the hardware
20 can guarantee atomicity. The default is `same_op_no_op`.
21

22 *Advice to users.* The info query mechanism described in Section 11.2.7 can be used
23 to query the specified info arguments windows that have been passed to a library. It
24 is recommended that libraries check attached info keys for each passed window. (*End*
25 *of advice to users.*)
26

27 The various processes in the group of `comm` may specify completely different target
28 windows, in location, size, displacement units, and info arguments. As long as all the get,
29 put and accumulate accesses to a particular process fit their specific target window this
30 should pose no problem. The same area in memory may appear in multiple windows, each
31 associated with a different window object. However, concurrent communications to distinct,
32 overlapping windows may lead to undefined results.
33

34 *Rationale.* The reason for specifying the memory that may be accessed from another
35 process in an RMA operation is to permit the programmer to specify what memory
36 can be a target of RMA operations and for the implementation to enforce that spec-
37 ification. For example, with this definition, a server process can safely allow a client
38 process to use RMA operations, knowing that (under the assumption that the MPI
39 implementation does enforce the specified limits on the exposed memory) an error in
40 the client cannot affect any memory other than what was explicitly exposed. (*End of*
41 *rationale.*)
42

43 *Advice to users.* A window can be created in any part of the process memory.
44 However, on some systems, the performance of windows in memory allocated by
45 `MPI_ALLOC_MEM` (Section 8.2 on page 337) will be better. Also, on some systems,
46 performance is improved when window boundaries are aligned at “natural” boundaries
47 (word, double-word, cache line, page frame, etc.). (*End of advice to users.*)
48

Advice to implementors. In cases where RMA operations use different mechanisms in different memory areas (e.g., load/store in a shared memory segment, and an asynchronous handler in private memory), the `MPI_WIN_CREATE` call needs to figure out which type of memory is used for the window. To do so, MPI maintains, internally, the list of memory segments allocated by `MPI_ALLOC_MEM`, or by other, implementation-specific, mechanisms, together with information on the type of memory segment allocated. When a call to `MPI_WIN_CREATE` occurs, then MPI checks which segment contains each window, and decides, accordingly, which mechanism to use for RMA operations.

Vendors may provide additional, implementation-specific mechanisms to allocate or to specify memory regions that are preferable for use in one-sided communication. In particular, such mechanisms can be used to place static variables into such preferred regions.

Implementors should document any performance impact of window alignment. (*End of advice to implementors.*)

11.2.2 Window That Allocates Memory

`MPI_WIN_ALLOCATE(size, disp_unit, info, comm, baseptr, win)`

IN	size	size of window in bytes (non-negative integer)
IN	disp_unit	local unit size for displacements, in bytes (positive integer)
IN	info	info argument (handle)
IN	comm	intra-communicator (handle)
OUT	baseptr	initial address of window (choice)
OUT	win	window object returned by the call (handle)

```
int MPI_Win_allocate(MPI_Aint size, int disp_unit, MPI_Info info,
                    MPI_Comm comm, void *baseptr, MPI_Win *win)
```

```
MPI_Win_allocate(size, disp_unit, info, comm, baseptr, win, ierror) BIND(C)
USE, INTRINSIC :: ISO_C_BINDING, ONLY : C_PTR
INTEGER(KIND=MPI_ADDRESS_KIND), INTENT(IN) :: size
INTEGER, INTENT(IN) :: disp_unit
TYPE(MPI_Info), INTENT(IN) :: info
TYPE(MPI_Comm), INTENT(IN) :: comm
TYPE(C_PTR), INTENT(OUT) :: baseptr
TYPE(MPI_Win), INTENT(OUT) :: win
INTEGER, OPTIONAL, INTENT(OUT) :: ierror
```

```
MPI_WIN_ALLOCATE(SIZE, DISP_UNIT, INFO, COMM, BASEPTR, WIN, IERROR)
INTEGER DISP_UNIT, INFO, COMM, WIN, IERROR
INTEGER(KIND=MPI_ADDRESS_KIND) SIZE, BASEPTR
```

1 This is a collective call executed by all processes in the group of `comm`. On each
 2 process, it allocates memory of at least `size` bytes, returns a pointer to it, and returns a
 3 window object that can be used by all processes in `comm` to perform RMA operations. The
 4 returned memory consists of `size` bytes local to each process, starting at address `baseptr`
 5 and is associated with the window as if the user called `MPI_WIN_CREATE` on existing
 6 memory. The size argument may be different at each process and `size = 0` is valid; however, a
 7 library might allocate and expose more memory in order to create a fast, globally symmetric
 8 allocation. The discussion of and rationales for `MPI_ALLOC_MEM` and `MPI_FREE_MEM` in
 9 Section 8.2 also apply to `MPI_WIN_ALLOCATE`; in particular, see the rationale in Section 8.2
 10 for an explanation of the type used for `baseptr`.

11 If the Fortran compiler provides `TYPE(C_PTR)`, then the following interface must be
 12 provided in the `mpi` module and should be provided in `mpif.h` through overloading, i.e., with
 13 the same routine name as the routine with `INTEGER(KIND=MPI_ADDRESS_KIND) BASEPTR`,
 14 but with a different linker name:

```
15
16 INTERFACE MPI_WIN_ALLOCATE
17   SUBROUTINE MPI_WIN_ALLOCATE_CPTR(SIZE, DISP_UNIT, INFO, COMM, BASEPTR, &
18     WIN, IERROR)
19     USE, INTRINSIC :: ISO_C_BINDING, ONLY : C_PTR
20     INTEGER :: DISP_UNIT, INFO, COMM, WIN, IERROR
21     INTEGER(KIND=MPI_ADDRESS_KIND) :: SIZE
22     TYPE(C_PTR) :: BASEPTR
23   END SUBROUTINE
24 END INTERFACE
```

25
 26 The linker name base of this overloaded function is `MPI_WIN_ALLOCATE_CPTR`. The
 27 implied linker names are described in Section 17.1.5 on page 607.

28
 29 *Rationale.* By allocating (potentially aligned) memory instead of allowing the user
 30 to pass in an arbitrary buffer, this call can improve the performance for systems with
 31 remote direct memory access. This also permits the collective allocation of memory
 32 and supports what is sometimes called the “symmetric allocation” model that can be
 33 more scalable (for example, the implementation can arrange to return an address for
 34 the allocated memory that is the same on all processes). (*End of rationale.*)

35
 36 The `info` argument can be used to specify hints similar to the `info` argument for
 37 `MPI_WIN_CREATE` and `MPI_ALLOC_MEM`. The following `info` key is predefined:

38 `same_size` — if set to true, then the implementation may assume that the argument `size` is
 39 identical on all processes.
 40
 41
 42
 43
 44
 45
 46
 47
 48

11.2.3 Window That Allocates Shared Memory

```
MPI_WIN_ALLOCATE_SHARED(size, disp_unit, info, comm, baseptr, win)
```

IN	size	size of local window in bytes (non-negative integer)
IN	disp_unit	local unit size for displacements, in bytes (positive integer)
IN	info	info argument (handle)
IN	comm	intra-communicator (handle)
OUT	baseptr	address of local allocated window segment (choice)
OUT	win	window object returned by the call (handle)

```
int MPI_Win_allocate_shared(MPI_Aint size, int disp_unit, MPI_Info info,
                           MPI_Comm comm, void *baseptr, MPI_Win *win)
```

```
MPI_Win_allocate_shared(size, disp_unit, info, comm, baseptr, win, ierror)
```

```
    BIND(C)
    USE, INTRINSIC :: ISO_C_BINDING, ONLY : C_PTR
    INTEGER(KIND=MPI_ADDRESS_KIND), INTENT(IN) :: size
    INTEGER, INTENT(IN) :: disp_unit
    TYPE(MPI_Info), INTENT(IN) :: info
    TYPE(MPI_Comm), INTENT(IN) :: comm
    TYPE(C_PTR), INTENT(OUT) :: baseptr
    TYPE(MPI_Win), INTENT(OUT) :: win
    INTEGER, OPTIONAL, INTENT(OUT) :: ierror
```

```
MPI_WIN_ALLOCATE_SHARED(SIZE, DISP_UNIT, INFO, COMM, BASEPTR, WIN, IERROR)
```

```
    INTEGER DISP_UNIT, INFO, COMM, WIN, IERROR
    INTEGER(KIND=MPI_ADDRESS_KIND) SIZE, BASEPTR
```

This is a collective call executed by all processes in the group of `comm`. On each process i , it allocates memory of at least `size` bytes that is shared among all processes in `comm`, and returns a pointer to the locally allocated segment in `baseptr` that can be used for load/store accesses on the calling process. The locally allocated memory can be the target of load/store accesses by remote processes; the base pointers for other processes can be queried using the function `MPI_WIN_SHARED_QUERY`. The call also returns a window object that can be used by all processes in `comm` to perform RMA operations. The size argument may be different at each process and `size = 0` is valid. It is the user's responsibility to ensure that the communicator `comm` represents a group of processes that can create a shared memory segment that can be accessed by all processes in the group. The discussions of rationales for `MPI_ALLOC_MEM` and `MPI_FREE_MEM` in Section 8.2 also apply to `MPI_WIN_ALLOCATE_SHARED`; in particular, see the rationale in Section 8.2 for an explanation of the type used for `baseptr`. The allocated memory is contiguous across process ranks unless the info key `alloc_shared_noncontig` is specified. Contiguous across process ranks means that the first address in the memory segment of process i is consecutive with the last address in the memory segment of process $i - 1$. This may enable the user to calculate remote address offsets with local information only.

1 If the Fortran compiler provides `TYPE(C_PTR)`, then the following interface must be
 2 provided in the `mpi` module and should be provided in `mpif.h` through overloading, i.e., with
 3 the same routine name as the routine with `INTEGER(KIND=MPI_ADDRESS_KIND) BASEPTR`,
 4 but with a different linker name:

```
5
6 INTERFACE MPI_WIN_ALLOCATE_SHARED
7   SUBROUTINE MPI_WIN_ALLOCATE_SHARED_CPTR(SIZE, DISP_UNIT, INFO, COMM, &
8     BASEPTR, WIN, IERROR)
9     USE, INTRINSIC :: ISO_C_BINDING, ONLY : C_PTR
10    INTEGER :: DISP_UNIT, INFO, COMM, WIN, IERROR
11    INTEGER(KIND=MPI_ADDRESS_KIND) :: SIZE
12    TYPE(C_PTR) :: BASEPTR
13  END SUBROUTINE
14 END INTERFACE
```

15
 16 The linker name base of this overloaded function is
 17 `MPI_WIN_ALLOCATE_SHARED_CPTR`. The implied linker names are described in Sec-
 18 tion [17.1.5](#) on page [607](#).

19 The `info` argument can be used to specify hints similar to the `info` argument for
 20 `MPI_WIN_CREATE`, `MPI_WIN_ALLOC`, and `MPI_ALLOC_MEM`. The additional `info` key
 21 `alloc_shared_noncontig` allows the library to optimize the layout of the shared memory seg-
 22 ments in memory.

23
 24 *Advice to users.* If the `info` key `alloc_shared_noncontig` is not set to true, the allocation
 25 strategy is to allocate contiguous memory across process ranks. This may limit the
 26 performance on some architectures because it does not allow the implementation to
 27 modify the data layout (e.g., padding to reduce access latency). (*End of advice to*
 28 *users.*)

29
 30 *Advice to implementors.* If the user sets the `info` key `alloc_shared_noncontig` to true,
 31 the implementation can allocate the memory requested by each process in a location
 32 that is close to this process. This can be achieved by padding or allocating memory
 33 in special memory segments. Both techniques may make the address space across
 34 consecutive ranks noncontiguous. (*End of advice to implementors.*)

35
 36 The consistency of load/store accesses from/to the shared memory as observed by the
 37 user program depends on the architecture. A consistent view can be created in the unified
 38 memory model (see Section [11.4](#)) by utilizing the window synchronization functions (see
 39 Section [11.5](#)) or explicitly completing outstanding store accesses (e.g., by calling
 40 `MPI_WIN_FLUSH`). MPI does not define semantics for accessing shared memory windows
 41 in the separate memory model.

42
 43
 44
 45
 46
 47
 48

MPI_WIN_SHARED_QUERY(win, rank, size, disp_unit, baseptr)			1
IN	win	shared memory window object (handle)	2
IN	rank	rank in the group of window win (non-negative integer) or MPI_PROC_NULL	3
OUT	size	size of the window segment (non-negative integer)	4
OUT	disp_unit	local unit size for displacements, in bytes (positive integer)	5
OUT	baseptr	address for load/store access to window segment (choice)	6

```
int MPI_Win_shared_query(MPI_Win win, int rank, MPI_Aint *size,
                        int *disp_unit, void *baseptr) 7
```

```
MPI_Win_shared_query(win, rank, size, disp_unit, baseptr, ierror) BIND(C) 8
USE, INTRINSIC :: ISO_C_BINDING, ONLY : C_PTR 9
TYPE(MPI_Win), INTENT(IN) :: win 10
INTEGER, INTENT(IN) :: rank 11
INTEGER(KIND=MPI_ADDRESS_KIND), INTENT(OUT) :: size 12
INTEGER, INTENT(OUT) :: disp_unit 13
TYPE(C_PTR), INTENT(OUT) :: baseptr 14
INTEGER, OPTIONAL, INTENT(OUT) :: ierror 15
```

```
MPI_WIN_SHARED_QUERY(WIN, RANK, SIZE, DISP_UNIT, BASEPTR, IERROR) 16
INTEGER WIN, RANK, DISP_UNIT, IERROR 17
INTEGER (KIND=MPI_ADDRESS_KIND) SIZE, BASEPTR 18
```

This function queries the process-local address for remote memory segments created with MPI_WIN_ALLOCATE_SHARED. This function can return different process-local addresses for the same physical memory on different processes. The returned memory can be used for load/store accesses subject to the constraints defined in Section 11.7. This function can only be called with windows of type MPI_WIN_FLAVOR_SHARED. If the passed window is not of flavor MPI_WIN_FLAVOR_SHARED, the error MPI_ERR_RMA_FLAVOR is raised. When rank is MPI_PROC_NULL, the pointer, disp_unit, and size returned are the pointer, disp_unit, and size of the memory segment belonging the lowest rank that specified size > 0. If all processes in the group attached to the window specified size = 0, then the call returns size = 0 and a baseptr as if MPI_ALLOC_MEM was called with size = 0.

If the Fortran compiler provides TYPE(C_PTR), then the following interface must be provided in the mpi module and should be provided in mpif.h through overloading, i.e., with the same routine name as the routine with INTEGER(KIND=MPI_ADDRESS_KIND) BASEPTR, but with a different linker name:

```
INTERFACE MPI_WIN_SHARED_QUERY 19
SUBROUTINE MPI_WIN_SHARED_QUERY_CPTR(WIN, RANK, SIZE, DISP_UNIT, & 20
BASEPTR, IERROR) 21
USE, INTRINSIC :: ISO_C_BINDING, ONLY : C_PTR 22
INTEGER :: WIN, RANK, DISP_UNIT, IERROR 23
INTEGER(KIND=MPI_ADDRESS_KIND) :: SIZE 24
```

```

1     TYPE(C_PTR) :: BASEPTR
2     END SUBROUTINE
3 END INTERFACE

```

The linker name base of this overloaded function is `MPI_WIN_SHARED_QUERY_CPTR`. The implied linker names are described in Section 17.1.5 on page 607.

11.2.4 Window of Dynamically Attached Memory

The MPI-2 RMA model requires the user to identify the local memory that may be a target of RMA calls at the time the window is created. This has advantages for both the programmer (only this memory can be updated by one-sided operations and provides greater safety) and the MPI implementation (special steps may be taken to make one-sided access to such memory more efficient). However, consider implementing a modifiable linked list using RMA operations; as new items are added to the list, memory must be allocated. In a C or C++ program, this memory is typically allocated using `malloc` or `new` respectively. In MPI-2 RMA, the programmer must create a window with a predefined amount of memory and then implement routines for allocating memory from within the window's memory. In addition, there is no easy way to handle the situation where the predefined amount of memory turns out to be inadequate. To support this model, the routine `MPI_WIN_CREATE_DYNAMIC` creates a window that makes it possible to expose memory without remote synchronization. It must be used in combination with the local routines `MPI_WIN_ATTACH` and `MPI_WIN_DETACH`.

`MPI_WIN_CREATE_DYNAMIC`(info, comm, win)

IN	info	info argument (handle)
IN	comm	intra-communicator (handle)
OUT	win	window object returned by the call (handle)

```
int MPI_Win_create_dynamic(MPI_Info info, MPI_Comm comm, MPI_Win *win)
```

```
MPI_Win_create_dynamic(info, comm, win, ierror) BIND(C)
```

```
TYPE(MPI_Info), INTENT(IN) :: info
```

```
TYPE(MPI_Comm), INTENT(IN) :: comm
```

```
TYPE(MPI_Win), INTENT(OUT) :: win
```

```
INTEGER, OPTIONAL, INTENT(OUT) :: ierror
```

```
MPI_WIN_CREATE_DYNAMIC(INFO, COMM, WIN, IERROR)
```

```
INTEGER INFO, COMM, WIN, IERROR
```

This is a collective call executed by all processes in the group of `comm`. It returns a window `win` without memory attached. Existing process memory can be attached as described below. This routine returns a window object that can be used by these processes to perform RMA operations on attached memory. Because this window has special properties, it will sometimes be referred to as a *dynamic* window.

The `info` argument can be used to specify hints similar to the `info` argument for `MPI_WIN_CREATE`.

In the case of a window created with `MPI_WIN_CREATE_DYNAMIC`, the `target_disp` for all RMA functions is the address at the target; i.e., the effective `window_base` is `MPI_BOTTOM` and the `disp_unit` is one. For dynamic windows, the `target_disp` argument to RMA communication operations is not restricted to non-negative values. Users should use `MPI_GET_ADDRESS` at the target process to determine the address of a target memory location and communicate this address to the origin process.

Advice to users. Users are cautioned that displacement arithmetic can overflow in variables of type `MPI_Aint` and result in unexpected values on some platforms. This issue may be addressed in a future version of MPI. (*End of advice to users.*)

Advice to implementors. In environments with heterogeneous data representations, care must be exercised in communicating addresses between processes. For example, it is possible that an address valid at the target process (for example, a 64-bit pointer) cannot be expressed as an address at the origin (for example, the origin uses 32-bit pointers). For this reason, a portable MPI implementation should ensure that the type `MPI_AINT` (see Table 3.3 on page 27) is able to store addresses from any process. (*End of advice to implementors.*)

Memory in this window may not be used as the target of one-sided accesses in this window until it is attached using the function `MPI_WIN_ATTACH`. That is, in addition to using `MPI_WIN_CREATE_DYNAMIC` to create an MPI window, the user must use `MPI_WIN_ATTACH` before any local memory may be the target of an MPI RMA operation. Only memory that is currently accessible may be attached.

`MPI_WIN_ATTACH(win, base, size)`

IN	<code>win</code>	window object (handle)
IN	<code>base</code>	initial address of memory to be attached
IN	<code>size</code>	size of memory to be attached in bytes

`int MPI_Win_attach(MPI_Win win, void *base, MPI_Aint size)`

```
MPI_Win_attach(win, base, size, ierror) BIND(C)
  TYPE(MPI_Win), INTENT(IN) :: win
  TYPE(*), DIMENSION(..), ASYNCHRONOUS :: base
  INTEGER(KIND=MPI_ADDRESS_KIND), INTENT(IN) :: size
  INTEGER, OPTIONAL, INTENT(OUT) :: ierror
```

```
MPI_WIN_ATTACH(WIN, BASE, SIZE, IERROR)
  INTEGER WIN, IERROR
  <type> BASE(*)
  INTEGER (KIND=MPI_ADDRESS_KIND) SIZE
```

Attaches a local memory region beginning at `base` for remote access within the given window. The memory region specified must not contain any part that is already attached to the window `win`, that is, attaching overlapping memory concurrently within the same window is erroneous. The argument `win` must be a window that was created with `MPI_WIN_CREATE_DYNAMIC`. Multiple (but non-overlapping) memory regions may be attached to the same window.

Rationale. Requiring that memory be explicitly attached before it is exposed to one-sided access by other processes can significantly simplify implementations and improve performance. The ability to make memory available for RMA operations without requiring a collective `MPI_WIN_CREATE` call is needed for some one-sided programming models. (*End of rationale.*)

Advice to users. Attaching memory to a window may require the use of scarce resources; thus, attaching large regions of memory is not recommended in portable programs. Attaching memory to a window may fail if sufficient resources are not available; this is similar to the behavior of `MPI_ALLOC_MEM`.

The user is also responsible for ensuring that `MPI_WIN_ATTACH` at the target has returned before a process attempts to target that memory with an MPI RMA call.

Performing an RMA operation to memory that has not been attached to a window created with `MPI_WIN_CREATE_DYNAMIC` is erroneous. (*End of advice to users.*)

Advice to implementors. A high-quality implementation will attempt to make as much memory available for attaching as possible. Any limitations should be documented by the implementor. (*End of advice to implementors.*)

Attaching memory is a local operation as defined by MPI, which means that the call is not collective and completes without requiring any MPI routine to be called in any other process. Memory may be detached with the routine `MPI_WIN_DETACH`. After memory has been detached, it may not be the target of an MPI RMA operation on that window (unless the memory is re-attached with `MPI_WIN_ATTACH`).

```
MPI_WIN_DETACH(win, base)
```

IN	win	window object (handle)
IN	base	initial address of memory to be detached

```
int MPI_Win_detach(MPI_Win win, const void *base)
```

```
MPI_Win_detach(win, base, ierror) BIND(C)
  TYPE(MPI_Win), INTENT(IN) :: win
  TYPE(*), DIMENSION(..), ASYNCHRONOUS :: base
  INTEGER, OPTIONAL, INTENT(OUT) :: ierror
```

```
MPI_WIN_DETACH(WIN, BASE, IERROR)
  INTEGER WIN, IERROR
  <type> BASE(*)
```

Detaches a previously attached memory region beginning at `base`. The arguments `base` and `win` must match the arguments passed to a previous call to `MPI_WIN_ATTACH`.

Advice to users. Detaching memory may permit the implementation to make more efficient use of special memory or provide memory that may be needed by a subsequent `MPI_WIN_ATTACH`. Users are encouraged to detach memory that is no longer needed. Memory should be detached before it is freed by the user. (*End of advice to users.*)

Memory becomes detached when the associated dynamic memory window is freed, see Section [11.2.5](#).

11.2.5 Window Destruction

MPI_WIN_FREE(win)

INOUT	win	window object (handle)
-------	-----	------------------------

```
int MPI_Win_free(MPI_Win *win)
```

```
MPI_Win_free(win, ierror) BIND(C)
```

```
    TYPE(MPI_Win), INTENT(INOUT) :: win
```

```
    INTEGER, OPTIONAL, INTENT(OUT) :: ierror
```

```
MPI_WIN_FREE(WIN, IERROR)
```

```
    INTEGER WIN, IERROR
```

Frees the window object `win` and returns a null handle (equal to `MPI_WIN_NULL`). This is a collective call executed by all processes in the group associated with `win`. `MPI_WIN_FREE(win)` can be invoked by a process only after it has completed its involvement in RMA communications on window `win`: e.g., the process has called `MPI_WIN_FENCE`, or called `MPI_WIN_WAIT` to match a previous call to `MPI_WIN_POST` or called `MPI_WIN_COMPLETE` to match a previous call to `MPI_WIN_START` or called `MPI_WIN_UNLOCK` to match a previous call to `MPI_WIN_LOCK`. The memory associated with windows created by a call to `MPI_WIN_CREATE` may be freed after the call returns. If the window was created with `MPI_WIN_ALLOCATE`, `MPI_WIN_FREE` will free the window memory that was allocated in `MPI_WIN_ALLOCATE`. If the window was created with `MPI_WIN_ALLOCATE_SHARED`, `MPI_WIN_FREE` will free the window memory that was allocated in `MPI_WIN_ALLOCATE_SHARED`.

Freeing a window that was created with a call to `MPI_WIN_CREATE_DYNAMIC` detaches all associated memory; i.e., it has the same effect as if all attached memory was detached by calls to `MPI_WIN_DETACH`.

Advice to implementors. `MPI_WIN_FREE` requires a barrier synchronization: no process can return from free until all processes in the group of `win` call free. This ensures that no process will attempt to access a remote window (e.g., with lock/unlock) after it was freed. The only exception to this rule is when the user sets the `no_locks` info key to true when creating the window. In that case, an MPI implementation may free the local window without barrier synchronization. (*End of advice to implementors.*)

11.2.6 Window Attributes

The following attributes are cached with a window when the window is created.

MPI_WIN_BASE	window base address.
MPI_WIN_SIZE	window size, in bytes.
MPI_WIN_DISP_UNIT	displacement unit associated with the window.
MPI_WIN_CREATE_FLAVOR	how the window was created.
MPI_WIN_MODEL	memory model for window.

In C, calls to `MPI_Win_get_attr(win, MPI_WIN_BASE, &base, &flag)`, `MPI_Win_get_attr(win, MPI_WIN_SIZE, &size, &flag)`, `MPI_Win_get_attr(win, MPI_WIN_DISP_UNIT, &disp_unit, &flag)`, `MPI_Win_get_attr(win, MPI_WIN_CREATE_FLAVOR, &create_kind, &flag)`, and `MPI_Win_get_attr(win, MPI_WIN_MODEL, &memory_model, &flag)` will return in `base` a pointer to the start of the window `win`, and will return in `size`, `disp_unit`, `create_kind`, and `memory_model` pointers to the size, displacement unit of the window, the kind of routine used to create the window, and the memory model, respectively. A detailed listing of the type of the pointer in the attribute value argument to `MPI_WIN_GET_ATTR` and `MPI_WIN_SET_ATTR` is shown in Table 11.1.

Attribute	C Type
<code>MPI_WIN_BASE</code>	<code>void *</code>
<code>MPI_WIN_SIZE</code>	<code>MPI_Aint *</code>
<code>MPI_WIN_DISP_UNIT</code>	<code>int *</code>
<code>MPI_WIN_CREATE_FLAVOR</code>	<code>int *</code>
<code>MPI_WIN_MODEL</code>	<code>int *</code>

Table 11.1: C types of attribute value argument to `MPI_WIN_GET_ATTR` and `MPI_WIN_SET_ATTR`.

In Fortran, calls to `MPI_WIN_GET_ATTR(win, MPI_WIN_BASE, base, flag, ierror)`, `MPI_WIN_GET_ATTR(win, MPI_WIN_SIZE, size, flag, ierror)`, `MPI_WIN_GET_ATTR(win, MPI_WIN_DISP_UNIT, disp_unit, flag, ierror)`, `MPI_WIN_GET_ATTR(win, MPI_WIN_CREATE_FLAVOR, create_kind, flag, ierror)`, and `MPI_WIN_GET_ATTR(win, MPI_WIN_MODEL, memory_model, flag, ierror)` will return in `base`, `size`, `disp_unit`, `create_kind`, and `memory_model` the (integer representation of) the base address, the size, the displacement unit of the window `win`, the kind of routine used to create the window, and the memory model, respectively.

The values of `create_kind` are

<code>MPI_WIN_FLAVOR_CREATE</code>	Window was created with <code>MPI_WIN_CREATE</code> .
<code>MPI_WIN_FLAVOR_ALLOCATE</code>	Window was created with <code>MPI_WIN_ALLOCATE</code> .
<code>MPI_WIN_FLAVOR_DYNAMIC</code>	Window was created with <code>MPI_WIN_CREATE_DYNAMIC</code> .
<code>MPI_WIN_FLAVOR_SHARED</code>	Window was created with <code>MPI_WIN_ALLOCATE_SHARED</code> .

The values of `memory_model` are `MPI_WIN_SEPARATE` and `MPI_WIN_UNIFIED`. The meaning of these is described in Section 11.4.

In the case of windows created with `MPI_WIN_CREATE_DYNAMIC`, the base address is `MPI_BOTTOM` and the size is 0. In C, pointers are returned, and in Fortran, the values are returned, for the respective attributes. (The window attribute access functions are defined in Section 6.7.3 on page 274.) The value returned for an attribute on a window is constant over the lifetime of the window.

The other “window attribute,” namely the group of processes attached to the window, can be retrieved using the call below.

MPI_WIN_GET_GROUP(win, group) 1

IN	win	window object (handle) 2
OUT	group	group of processes which share access to the window (handle) 3

int MPI_Win_get_group(MPI_Win win, MPI_Group *group) 4

MPI_Win_get_group(win, group, ierror) BIND(C) 5

	TYPE(MPI_Win), INTENT(IN) :: win 6
	TYPE(MPI_Group), INTENT(OUT) :: group 7
	INTEGER, OPTIONAL, INTENT(OUT) :: ierror 8

MPI_WIN_GET_GROUP(WIN, GROUP, IERROR) 9

INTEGER WIN, GROUP, IERROR 10

MPI_WIN_GET_GROUP returns a duplicate of the group of the communicator used to create the window associated with win. The group is returned in group. 11

11.2.7 Window Info 12

Hints specified via info (see Section 9 on page 365) allow a user to provide information to direct optimization. Providing hints may enable an implementation to deliver increased performance or use system resources more efficiently. However, hints do not change the semantics of any MPI interfaces. In other words, an implementation is free to ignore all hints. Hints are specified on a per window basis, in window creation functions and MPI_WIN_SET_INFO, via the opaque info object. When an info object that specifies a subset of valid hints is passed to MPI_WIN_SET_INFO there will be no effect on previously set or default hints that the info does not specify. 13

Advice to implementors. It may happen that a program is coded with hints for one system, and later executes on another system that does not support these hints. In general, unsupported hints should simply be ignored. Needless to say, no hint can be mandatory. However, for each hint used by a specific implementation, a default value must be provided when the user does not specify a value for the hint. (*End of advice to implementors.*) 14

MPI_WIN_SET_INFO(win, info) 15

INOUT	win	window object (handle) 16
IN	info	info object (handle) 17

int MPI_Win_set_info(MPI_Win win, MPI_Info info) 18

MPI_Win_set_info(win, info, ierror) BIND(C) 19

	TYPE(MPI_Win), INTENT(IN) :: win 20
	TYPE(MPI_Info), INTENT(IN) :: info 21
	INTEGER, OPTIONAL, INTENT(OUT) :: ierror 22

1 MPI_WIN_SET_INFO(WIN, INFO, IERROR)

2 INTEGER WIN, INFO, IERROR

3
4 MPI_WIN_SET_INFO sets new values for the hints of the window associated with win.
5 The call is collective on the group of win. The info object may be different on each process,
6 but any info entries that an implementation requires to be the same on all processes must
7 appear with the same value in each process's info object.

8
9 *Advice to users.* Some info items that an implementation can use when it creates
10 a window cannot easily be changed once the window has been created. Thus, an
11 implementation may ignore hints issued in this call that it would have accepted in a
12 creation call. (*End of advice to users.*)

13
14
15 MPI_WIN_GET_INFO(win, info_used)

16 IN win window object (handle)

17 OUT info_used new info object (handle)

18
19
20 int MPI_Win_get_info(MPI_Win win, MPI_Info *info_used)

21 MPI_Win_get_info(win, info_used, ierror) BIND(C)

22 TYPE(MPI_Win), INTENT(IN) :: win

23 TYPE(MPI_Info), INTENT(OUT) :: info_used

24 INTEGER, OPTIONAL, INTENT(OUT) :: ierror

25
26 MPI_WIN_GET_INFO(WIN, INFO_USED, IERROR)

27 INTEGER WIN, INFO_USED, IERROR

28
29 MPI_WIN_GET_INFO returns a new info object containing the hints of the window
30 associated with win. The current setting of all hints actually used by the system related to
31 this window is returned in info_used. If no such hints exist, a handle to a newly created
32 info object is returned that contains no key/value pair. The user is responsible for freeing
33 info_used via MPI_INFO_FREE.

34
35 *Advice to users.* The info object returned in info_used will contain all hints currently
36 active for this window. This set of hints may be greater or smaller than the set of
37 hints specified when the window was created, as the system may not recognize some
38 hints set by the user, and may recognize other hints that the user has not set. (*End*
39 *of advice to users.*)

40 11.3 Communication Calls

41
42
43 MPI supports the following RMA communication calls: MPI_PUT and MPI_RPUT transfer
44 data from the caller memory (origin) to the target memory; MPI_GET and MPI_RGET
45 transfer data from the target memory to the caller memory; MPI_ACCUMULATE and
46 MPI_RACCUMULATE update locations in the target memory, e.g., by adding to these lo-
47 cations values sent from the caller memory; MPI_GET_ACCUMULATE,
48 MPI_RGET_ACCUMULATE, and MPI_FETCH_AND_OP perform atomic read-modify-write

and return the data before the accumulate operation; and `MPI_COMPARE_AND_SWAP` performs a remote atomic compare and swap operation. These operations are *nonblocking*: the call initiates the transfer, but the transfer may continue after the call returns. The transfer is completed, at the origin or both the origin and the target, when a subsequent *synchronization* call is issued by the caller on the involved window object. These synchronization calls are described in Section 11.5 on page 436. Transfers can also be completed with calls to flush routines; see Section 11.5.4 on page 448 for details. For the `MPI_RPUT`, `MPI_RGET`, `MPI_RACCUMULATE`, and `MPI_RGET_ACCUMULATE` calls, the transfer can be locally completed by using the MPI test or wait operations described in Section 3.7.3 on page 52.

The local communication buffer of an RMA call should not be updated, and the local communication buffer of a get call should not be accessed after the RMA call until the operation completes at the origin.

The outcome of concurrent conflicting accesses to the same memory locations is undefined; if a location is updated by a put or accumulate operation, then the outcome of loads or other RMA operations is undefined until the updating operation has completed at the target. There is one exception to this rule; namely, the same location can be updated by several concurrent accumulate calls, the outcome being as if these updates occurred in some order. In addition, the outcome of concurrent load/store and RMA updates to the same memory location is undefined. These restrictions are described in more detail in Section 11.7 on page 452.

The calls use general datatype arguments to specify communication buffers at the origin and at the target. Thus, a transfer operation may also gather data at the source and scatter it at the destination. However, all arguments specifying both communication buffers are provided by the caller.

For all RMA calls, the target process may be identical with the origin process; i.e., a process may use an RMA operation to move data in its memory.

Rationale. The choice of supporting “self-communication” is the same as for message-passing. It simplifies some coding, and is very useful with accumulate operations, to allow atomic updates of local variables. (*End of rationale.*)

`MPI_PROC_NULL` is a valid target rank in all MPI RMA communication calls. The effect is the same as for `MPI_PROC_NULL` in MPI point-to-point communication. After any RMA operation with rank `MPI_PROC_NULL`, it is still necessary to finish the RMA epoch with the synchronization method that started the epoch.

11.3.1 Put

The execution of a put operation is similar to the execution of a send by the origin process and a matching receive by the target process. The obvious difference is that all arguments are provided by one call — the call executed by the origin process.

```

1 MPI_PUT(origin_addr, origin_count, origin_datatype, target_rank, target_disp, target_count,
2         target_datatype, win)
3
4     IN      origin_addr      initial address of origin buffer (choice)
5     IN      origin_count     number of entries in origin buffer (non-negative inte-
6                                     ger)
7     IN      origin_datatype  datatype of each entry in origin buffer (handle)
8     IN      target_rank      rank of target (non-negative integer)
9     IN      target_disp      displacement from start of window to target buffer
10                                     (non-negative integer)
11
12     IN      target_count     number of entries in target buffer (non-negative inte-
13                                     ger)
14     IN      target_datatype  datatype of each entry in target buffer (handle)
15     IN      win              window object used for communication (handle)
16
17 int MPI_Put(const void *origin_addr, int origin_count, MPI_Datatype
18             origin_datatype, int target_rank, MPI_Aint target_disp, int
19             target_count, MPI_Datatype target_datatype, MPI_Win win)
20
21 MPI_Put(origin_addr, origin_count, origin_datatype, target_rank,
22         target_disp, target_count, target_datatype, win, ierror)
23     BIND(C)
24     TYPE(*), DIMENSION(..), INTENT(IN), ASYNCHRONOUS :: origin_addr
25     INTEGER, INTENT(IN) :: origin_count, target_rank, target_count
26     TYPE(MPI_Datatype), INTENT(IN) :: origin_datatype, target_datatype
27     INTEGER(KIND=MPI_ADDRESS_KIND), INTENT(IN) :: target_disp
28     TYPE(MPI_Win), INTENT(IN) :: win
29     INTEGER, OPTIONAL, INTENT(OUT) :: ierror
30
31 MPI_PUT(ORIGIN_ADDR, ORIGIN_COUNT, ORIGIN_DATATYPE, TARGET_RANK,
32         TARGET_DISP, TARGET_COUNT, TARGET_DATATYPE, WIN, IERROR)
33     <type> ORIGIN_ADDR(*)
34     INTEGER(KIND=MPI_ADDRESS_KIND) TARGET_DISP
35     INTEGER ORIGIN_COUNT, ORIGIN_DATATYPE, TARGET_RANK, TARGET_COUNT,
36     TARGET_DATATYPE, WIN, IERROR

```

37 Transfers `origin_count` successive entries of the type specified by the `origin_datatype`,
38 starting at address `origin_addr` on the origin node, to the target node specified by the `win`,
39 `target_rank` pair. The data are written in the target buffer at address `target_addr =`
40 `window_base + target_disp × disp_unit`, where `window_base` and `disp_unit` are the base address
41 and window displacement unit specified at window initialization, by the target process.

42 The target buffer is specified by the arguments `target_count` and `target_datatype`.

43 The data transfer is the same as that which would occur if the origin process executed
44 a send operation with arguments `origin_addr`, `origin_count`, `origin_datatype`, `target_rank`, `tag`,
45 `comm`, and the target process executed a receive operation with arguments `target_addr`,
46 `target_count`, `target_datatype`, `source`, `tag`, `comm`, where `target_addr` is the target buffer
47 address computed as explained above, the values of `tag` are arbitrary valid matching tag
48 values, and `comm` is a communicator for the group of `win`.

The communication must satisfy the same constraints as for a similar message-passing communication. The `target_datatype` may not specify overlapping entries in the target buffer. The message sent must fit, without truncation, in the target buffer. Furthermore, the target buffer must fit in the target window or in attached memory in a dynamic window.

The `target_datatype` argument is a handle to a datatype object defined at the origin process. However, this object is interpreted at the target process: the outcome is as if the target datatype object was defined at the target process by the same sequence of calls used to define it at the origin process. The target datatype must contain only relative displacements, not absolute addresses. The same holds for `get` and `accumulate`.

Advice to users. The `target_datatype` argument is a handle to a datatype object that is defined at the origin process, even though it defines a data layout in the target process memory. This causes no problems in a homogeneous environment, or in a heterogeneous environment if only portable datatypes are used (portable datatypes are defined in Section 2.4 on page 11).

The performance of a `put` transfer can be significantly affected, on some systems, by the choice of window location and the shape and location of the origin and target buffer: transfers to a target window in memory allocated by `MPI_ALLOC_MEM` or `MPI_WIN_ALLOCATE` may be much faster on shared memory systems; transfers from contiguous buffers will be faster on most, if not all, systems; the alignment of the communication buffers may also impact performance. (*End of advice to users.*)

Advice to implementors. A high-quality implementation will attempt to prevent remote accesses to memory outside the window that was exposed by the process. This, both for debugging purposes, and for protection with client-server codes that use RMA. I.e., a high-quality implementation will check, if possible, window bounds on each RMA call, and raise an MPI exception at the origin call if an out-of-bound situation occurs. Note that the condition can be checked at the origin. Of course, the added safety achieved by such checks has to be weighed against the added cost of such checks. (*End of advice to implementors.*)

11.3.2 Get

```

1  MPI_GET(origin_addr, origin_count, origin_datatype, target_rank, target_disp, target_count,
2      target_datatype, win)
3
4  OUT    origin_addr    initial address of origin buffer (choice)
5
6  IN     origin_count   number of entries in origin buffer (non-negative integer)
7
8  IN     origin_datatype datatype of each entry in origin buffer (handle)
9
10  IN     target_rank    rank of target (non-negative integer)
11
12  IN     target_disp    displacement from window start to the beginning of
13                          the target buffer (non-negative integer)
14
15  IN     target_count   number of entries in target buffer (non-negative integer)
16
17  IN     target_datatype datatype of each entry in target buffer (handle)
18
19  IN     win            window object used for communication (handle)
20

```

```

21  int MPI_Get(void *origin_addr, int origin_count,
22      MPI_Datatype origin_datatype, int target_rank,
23      MPI_Aint target_disp, int target_count,
24      MPI_Datatype target_datatype, MPI_Win win)
25
26  MPI_Get(origin_addr, origin_count, origin_datatype, target_rank,
27      target_disp, target_count, target_datatype, win, ierror)
28  BIND(C)
29  TYPE(*), DIMENSION(..), ASYNCHRONOUS :: origin_addr
30  INTEGER, INTENT(IN) :: origin_count, target_rank, target_count
31  TYPE(MPI_Datatype), INTENT(IN) :: origin_datatype, target_datatype
32  INTEGER(KIND=MPI_ADDRESS_KIND), INTENT(IN) :: target_disp
33  TYPE(MPI_Win), INTENT(IN) :: win
34  INTEGER, OPTIONAL, INTENT(OUT) :: ierror
35
36  MPI_GET(ORIGIN_ADDR, ORIGIN_COUNT, ORIGIN_DATATYPE, TARGET_RANK,
37      TARGET_DISP, TARGET_COUNT, TARGET_DATATYPE, WIN, IERROR)
38  <type> ORIGIN_ADDR(*)
39  INTEGER(KIND=MPI_ADDRESS_KIND) TARGET_DISP
40  INTEGER ORIGIN_COUNT, ORIGIN_DATATYPE, TARGET_RANK, TARGET_COUNT,
41  TARGET_DATATYPE, WIN, IERROR
42

```

Similar to MPI_PUT, except that the direction of data transfer is reversed. Data are copied from the target memory to the origin. The `origin_datatype` may not specify overlapping entries in the origin buffer. The target buffer must be contained within the target window or within attached memory in a dynamic window, and the copied data must fit, without truncation, in the origin buffer.

11.3.3 Examples for Communication Calls

These examples show the use of the MPI_GET function. As all MPI RMA communication functions are nonblocking, they must be completed. In the following, this is accomplished with the routine MPI_WIN_FENCE, introduced in Section 11.5.

Example 11.1 We show how to implement the generic indirect assignment $A = B(\text{map})$, where A, B, and map have the same distribution, and map is a permutation. To simplify, we assume a block distribution with equal size blocks.

```

SUBROUTINE MAPVALS(A, B, map, m, comm, p)
USE MPI
INTEGER m, map(m), comm, p
REAL A(m), B(m)

INTEGER otype(p), oindex(m),      & ! used to construct origin datatypes
      ttype(p), tindex(m),      & ! used to construct target datatypes
      count(p), total(p),      &
      disp_int, win, ierr
INTEGER (KIND=MPI_ADDRESS_KIND) lowerbound, size, realextent, disp_aint

! This part does the work that depends on the locations of B.
! Can be reused while this does not change

CALL MPI_TYPE_GET_EXTENT(MPI_REAL, lowerbound, realextent, ierr)
disp_int = realextent
size = m * realextent
CALL MPI_WIN_CREATE(B, size, disp_int, MPI_INFO_NULL, &
      comm, win, ierr)

! This part does the work that depends on the value of map and
! the locations of the arrays.
! Can be reused while these do not change

! Compute number of entries to be received from each process

DO i=1,p
  count(i) = 0
END DO
DO i=1,m
  j = map(i)/m+1
  count(j) = count(j)+1
END DO

total(1) = 0
DO i=2,p
  total(i) = total(i-1) + count(i-1)
END DO

```

```

1  DO i=1,p
2      count(i) = 0
3  END DO
4
5  ! compute origin and target indices of entries.
6  ! entry i at current process is received from location
7  ! k at process (j-1), where map(i) = (j-1)*m + (k-1),
8  ! j = 1..p and k = 1..m
9
10 DO i=1,m
11     j = map(i)/m+1
12     k = MOD(map(i),m)+1
13     count(j) = count(j)+1
14     oindex(total(j) + count(j)) = i
15     tindex(total(j) + count(j)) = k
16 END DO
17
18 ! create origin and target datatypes for each get operation
19 DO i=1,p
20     CALL MPI_TYPE_CREATE_INDEXED_BLOCK(count(i), 1, &
21                                         oindex(total(i)+1:total(i)+count(i)), &
22                                         MPI_REAL, otype(i), ierr)
23     CALL MPI_TYPE_COMMIT(otype(i), ierr)
24     CALL MPI_TYPE_CREATE_INDEXED_BLOCK(count(i), 1, &
25                                         tindex(total(i)+1:total(i)+count(i)), &
26                                         MPI_REAL, ttype(i), ierr)
27     CALL MPI_TYPE_COMMIT(ttype(i), ierr)
28 END DO
29
30 ! this part does the assignment itself
31 CALL MPI_WIN_FENCE(0, win, ierr)
32 disp_aint = 0
33 DO i=1,p
34     CALL MPI_GET(A, 1, otype(i), i-1, disp_aint, 1, ttype(i), win, ierr)
35 END DO
36 CALL MPI_WIN_FENCE(0, win, ierr)
37
38 CALL MPI_WIN_FREE(win, ierr)
39 DO i=1,p
40     CALL MPI_TYPE_FREE(otype(i), ierr)
41     CALL MPI_TYPE_FREE(ttype(i), ierr)
42 END DO
43 RETURN
44 END

```

Example 11.2

48

A simpler version can be written that does not require that a datatype be built for the target buffer. But, one then needs a separate get call for each entry, as illustrated below. This code is much simpler, but usually much less efficient, for large arrays.

```

SUBROUTINE MAPVALS(A, B, map, m, comm, p)
USE MPI
INTEGER m, map(m), comm, p
REAL A(m), B(m)
INTEGER disp_int, win, ierr
INTEGER (KIND=MPI_ADDRESS_KIND) lowerbound, size, realextent, disp_aint

CALL MPI_TYPE_GET_EXTENT(MPI_REAL, lowerbound, realextent, ierr)
disp_int = realextent
size = m * realextent
CALL MPI_WIN_CREATE(B, size, disp_int, MPI_INFO_NULL, &
                   comm, win, ierr)

CALL MPI_WIN_FENCE(0, win, ierr)
DO i=1,m
  j = map(i)/m
  disp_aint = MOD(map(i),m)
  CALL MPI_GET(A(i), 1, MPI_REAL, j, disp_aint, 1, MPI_REAL, win, ierr)
END DO
CALL MPI_WIN_FENCE(0, win, ierr)
CALL MPI_WIN_FREE(win, ierr)
RETURN
END

```

11.3.4 Accumulate Functions

It is often useful in a put operation to combine the data moved to the target process with the data that resides at that process, rather than replacing the data there. This will allow, for example, the accumulation of a sum by having all involved processes add their contributions to the sum variable in the memory of one process. The accumulate functions have slightly different semantics with respect to overlapping data accesses than the put and get functions; see Section 11.7 for details.

1 Accumulate Function

2
3
4 MPI_ACCUMULATE(origin_addr, origin_count, origin_datatype, target_rank, target_disp,
5 target_count, target_datatype, op, win)
6
7 IN origin_addr initial address of buffer (choice)
8 IN origin_count number of entries in buffer (non-negative integer)
9 IN origin_datatype datatype of each entry (handle)
10
11 IN target_rank rank of target (non-negative integer)
12 IN target_disp displacement from start of window to beginning of tar-
13 get buffer (non-negative integer)
14
15 IN target_count number of entries in target buffer (non-negative inte-
16 ger)
17 IN target_datatype datatype of each entry in target buffer (handle)
18 IN op reduce operation (handle)
19 IN win window object (handle)
20

21
22 int MPI_Accumulate(const void *origin_addr, int origin_count,
23 MPI_Datatype origin_datatype, int target_rank,
24 MPI_Aint target_disp, int target_count,
25 MPI_Datatype target_datatype, MPI_Op op, MPI_Win win)
26 MPI_Accumulate(origin_addr, origin_count, origin_datatype, target_rank,
27 target_disp, target_count, target_datatype, op, win, ierror)
28 BIND(C)
29 TYPE(*), DIMENSION(..), INTENT(IN), ASYNCHRONOUS :: origin_addr
30 INTEGER, INTENT(IN) :: origin_count, target_rank, target_count
31 TYPE(MPI_Datatype), INTENT(IN) :: origin_datatype, target_datatype
32 INTEGER(KIND=MPI_ADDRESS_KIND), INTENT(IN) :: target_disp
33 TYPE(MPI_Op), INTENT(IN) :: op
34 TYPE(MPI_Win), INTENT(IN) :: win
35 INTEGER, OPTIONAL, INTENT(OUT) :: ierror
36
37 MPI_ACCUMULATE(ORIGIN_ADDR, ORIGIN_COUNT, ORIGIN_DATATYPE, TARGET_RANK,
38 TARGET_DISP, TARGET_COUNT, TARGET_DATATYPE, OP, WIN, IERROR)
39 <type> ORIGIN_ADDR(*)
40 INTEGER(KIND=MPI_ADDRESS_KIND) TARGET_DISP
41 INTEGER ORIGIN_COUNT, ORIGIN_DATATYPE, TARGET_RANK, TARGET_COUNT,
42 TARGET_DATATYPE, OP, WIN, IERROR

43 Accumulate the contents of the origin buffer (as defined by origin_addr, origin_count, and
44 origin_datatype) to the buffer specified by arguments target_count and target_datatype, at
45 offset target_disp, in the target window specified by target_rank and win, using the operation
46 op. This is like MPI_PUT except that data is combined into the target area instead of
47 overwriting it.
48

Any of the predefined operations for MPI_REDUCE can be used. User-defined functions cannot be used. For example, if `op` is `MPI_SUM`, each element of the origin buffer is added to the corresponding element in the target, replacing the former value in the target.

Each datatype argument must be a predefined datatype or a derived datatype, where all basic components are of the same predefined datatype. Both datatype arguments must be constructed from the same predefined datatype. The operation `op` applies to elements of that predefined type. The parameter `target_datatype` must not specify overlapping entries, and the target buffer must fit in the target window.

A new predefined operation, `MPI_REPLACE`, is defined. It corresponds to the associative function $f(a, b) = b$; i.e., the current value in the target memory is replaced by the value supplied by the origin.

`MPI_REPLACE` can be used only in `MPI_ACCUMULATE`, `MPI_RACCUMULATE`, `MPI_GET_ACCUMULATE`, `MPI_FETCH_AND_OP`, and `MPI_RGET_ACCUMULATE`, but not in collective reduction operations such as `MPI_REDUCE`.

Advice to users. `MPI_PUT` is a special case of `MPI_ACCUMULATE`, with the operation `MPI_REPLACE`. Note, however, that `MPI_PUT` and `MPI_ACCUMULATE` have different constraints on concurrent updates. (*End of advice to users.*)

Example 11.3 We want to compute $B(j) = \sum_{\text{map}(i)=j} A(i)$. The arrays `A`, `B`, and `map` are distributed in the same manner. We write the simple version.

```

SUBROUTINE SUM(A, B, map, m, comm, p)
USE MPI
INTEGER m, map(m), comm, p, win, ierr, disp_int
REAL A(m), B(m)
INTEGER (KIND=MPI_ADDRESS_KIND) lowerbound, size, realextent, disp_aint

CALL MPI_TYPE_GET_EXTENT(MPI_REAL, lowerbound, realextent, ierr)
size = m * realextent
disp_int = realextent
CALL MPI_WIN_CREATE(B, size, disp_int, MPI_INFO_NULL, &
                   comm, win, ierr)

CALL MPI_WIN_FENCE(0, win, ierr)
DO i=1,m
  j = map(i)/m
  disp_aint = MOD(map(i),m)
  CALL MPI_ACCUMULATE(A(i), 1, MPI_REAL, j, disp_aint, 1, MPI_REAL, &
                    MPI_SUM, win, ierr)
END DO
CALL MPI_WIN_FENCE(0, win, ierr)

CALL MPI_WIN_FREE(win, ierr)
RETURN
END

```

This code is identical to the code in Example 11.2 on page 422, except that a call to `get` has been replaced by a call to `accumulate`. (Note that, if `map` is one-to-one, the

code computes $B = A(\text{map}^{-1})$, which is the reverse assignment to the one computed in that previous example.) In a similar manner, we can replace in Example 11.1 on page 421, the call to `get` by a call to `accumulate`, thus performing the computation with only one communication between any two processes.

Get Accumulate Function

It is often useful to have fetch-and-accumulate semantics such that the remote data is returned to the caller before the sent data is accumulated into the remote data. The `get` and `accumulate` steps are executed atomically for each basic element in the datatype (see Section 11.7 for details). The predefined operation `MPI_REPLACE` provides fetch-and-set behavior.

```

MPI_GET_ACCUMULATE(origin_addr, origin_count, origin_datatype, result_addr,
                   result_count, result_datatype, target_rank, target_disp, target_count,
                   target_datatype, op, win)

```

IN	origin_addr	initial address of buffer (choice)
IN	origin_count	number of entries in origin buffer (non-negative integer)
IN	origin_datatype	datatype of each entry in origin buffer (handle)
OUT	result_addr	initial address of result buffer (choice)
IN	result_count	number of entries in result buffer (non-negative integer)
IN	result_datatype	datatype of each entry in result buffer (handle)
IN	target_rank	rank of target (non-negative integer)
IN	target_disp	displacement from start of window to beginning of target buffer (non-negative integer)
IN	target_count	number of entries in target buffer (non-negative integer)
IN	target_datatype	datatype of each entry in target buffer (handle)
IN	op	reduce operation (handle)
IN	win	window object (handle)

```

int MPI_Get_accumulate(const void *origin_addr, int origin_count,
                      MPI_Datatype origin_datatype, void *result_addr,
                      int result_count, MPI_Datatype result_datatype,
                      int target_rank, MPI_Aint target_disp, int target_count,
                      MPI_Datatype target_datatype, MPI_Op op, MPI_Win win)
MPI_Get_accumulate(origin_addr, origin_count, origin_datatype, result_addr,
                  result_count, result_datatype, target_rank, target_disp,
                  target_count, target_datatype, op, win, ierror) BIND(C)
TYPE(*), DIMENSION(..), INTENT(IN), ASYNCHRONOUS :: origin_addr
TYPE(*), DIMENSION(..), ASYNCHRONOUS :: result_addr

```



```

INTEGER, INTENT(IN) :: origin_count, result_count, target_rank,
target_count
TYPE(MPI_Datatype), INTENT(IN) :: origin_datatype, target_datatype,
result_datatype
INTEGER(KIND=MPI_ADDRESS_KIND), INTENT(IN) :: target_disp
TYPE(MPI_Op), INTENT(IN) :: op
TYPE(MPI_Win), INTENT(IN) :: win
INTEGER, OPTIONAL, INTENT(OUT) :: ierror
MPI_GET_ACCUMULATE(ORIGIN_ADDR, ORIGIN_COUNT, ORIGIN_DATATYPE, RESULT_ADDR,
RESULT_COUNT, RESULT_DATATYPE, TARGET_RANK, TARGET_DISP,
TARGET_COUNT, TARGET_DATATYPE, OP, WIN, IERROR)
<type> ORIGIN_ADDR(*), RESULT_ADDR(*)
INTEGER(KIND=MPI_ADDRESS_KIND) TARGET_DISP
INTEGER ORIGIN_COUNT, ORIGIN_DATATYPE, RESULT_COUNT, RESULT_DATATYPE,
TARGET_RANK, TARGET_COUNT, TARGET_DATATYPE, OP, WIN, IERROR

```

Accumulate `origin_count` elements of type `origin_datatype` from the origin buffer (`origin_addr`) to the buffer at offset `target_disp`, in the target window specified by `target_rank` and `win`, using the operation `op` and return in the result buffer `result_addr` the content of the target buffer before the accumulation.

The origin and result buffers (`origin_addr` and `result_addr`) must be disjoint. Each datatype argument must be a predefined datatype or a derived datatype where all basic components are of the same predefined datatype. All datatype arguments must be constructed from the same predefined datatype. The operation `op` applies to elements of that predefined type. `target_datatype` must not specify overlapping entries, and the target buffer must fit in the target window or in attached memory in a dynamic window. The operation is executed atomically for each basic datatype; see Section 11.7 for details.

Any of the predefined operations for `MPI_REDUCE`, as well as `MPI_NO_OP` or `MPI_REPLACE` can be specified as `op`. User-defined functions cannot be used. A new predefined operation, `MPI_NO_OP`, is defined. It corresponds to the associative function $f(a,b) = a$; i.e., the current value in the target memory is returned in the result buffer at the origin and no operation is performed on the target buffer. `MPI_NO_OP` can be used only in `MPI_GET_ACCUMULATE`, `MPI_RGET_ACCUMULATE`, and `MPI_FETCH_AND_OP`. `MPI_NO_OP` cannot be used in `MPI_ACCUMULATE`, `MPI_RACCUMULATE`, or collective reduction operations, such as `MPI_REDUCE` and others.

Advice to users. `MPI_GET` is similar to `MPI_GET_ACCUMULATE`, with the operation `MPI_NO_OP`. Note, however, that `MPI_GET` and `MPI_GET_ACCUMULATE` have different constraints on concurrent updates. (*End of advice to users.*)

Fetch and Op Function

The generic functionality of `MPI_GET_ACCUMULATE` might limit the performance of fetch-and-increment or fetch-and-add calls that might be supported by special hardware operations. `MPI_FETCH_AND_OP` thus allows for a fast implementation of a commonly used subset of the functionality of `MPI_GET_ACCUMULATE`.

```
1 MPI_FETCH_AND_OP(origin_addr, result_addr, datatype, target_rank, target_disp, op, win)
```

```
2
3     IN     origin_addr     initial address of buffer (choice)
4
5     OUT    result_addr     initial address of result buffer (choice)
6
7     IN     datatype        datatype of the entry in origin, result, and target buffers (handle)
8
9     IN     target_rank     rank of target (non-negative integer)
10
11    IN     target_disp     displacement from start of window to beginning of target buffer (non-negative integer)
12
13    IN     op              reduce operation (handle)
14
15    IN     win             window object (handle)
```

```
15 int MPI_Fetch_and_op(const void *origin_addr, void *result_addr,
16                    MPI_Datatype datatype, int target_rank, MPI_Aint target_disp,
17                    MPI_Op op, MPI_Win win)
18
```

```
19 MPI_Fetch_and_op(origin_addr, result_addr, datatype, target_rank,
20                target_disp, op, win, ierror) BIND(C)
21     TYPE(*), DIMENSION(..), INTENT(IN), ASYNCHRONOUS :: origin_addr
22     TYPE(*), DIMENSION(..), ASYNCHRONOUS :: result_addr
23     TYPE(MPI_Datatype), INTENT(IN) :: datatype
24     INTEGER, INTENT(IN) :: target_rank
25     INTEGER(KIND=MPI_ADDRESS_KIND), INTENT(IN) :: target_disp
26     TYPE(MPI_Op), INTENT(IN) :: op
27     TYPE(MPI_Win), INTENT(IN) :: win
28     INTEGER, OPTIONAL, INTENT(OUT) :: ierror
29
```

```
30 MPI_FETCH_AND_OP(ORIGIN_ADDR, RESULT_ADDR, DATATYPE, TARGET_RANK,
31                TARGET_DISP, OP, WIN, IERROR)
32     <type> ORIGIN_ADDR(*), RESULT_ADDR(*)
33     INTEGER(KIND=MPI_ADDRESS_KIND) TARGET_DISP
34     INTEGER DATATYPE, TARGET_RANK, OP, WIN, IERROR
```

35 Accumulate one element of type `datatype` from the origin buffer (`origin_addr`) to the
36 buffer at offset `target_disp`, in the target window specified by `target_rank` and `win`, using
37 the operation `op` and return in the result buffer `result_addr` the content of the target buffer
38 before the accumulation.

39 The origin and result buffers (`origin_addr` and `result_addr`) must be disjoint. Any of the
40 predefined operations for `MPI_REDUCE`, as well as `MPI_NO_OP` or `MPI_REPLACE`, can be
41 specified as `op`; user-defined functions cannot be used. The `datatype` argument must be a
42 predefined datatype. The operation is executed atomically.

44 Compare and Swap Function

45 Another useful operation is an atomic compare and swap where the value at the origin is
46 compared to the value at the target, which is atomically replaced by a third value only if
47 the values at origin and target are equal.
48

```

MPI_COMPARE_AND_SWAP(origin_addr, compare_addr, result_addr, datatype, target_rank,
                    target_disp, win)
IN      origin_addr      initial address of buffer (choice)
IN      compare_addr     initial address of compare buffer (choice)
OUT     result_addr      initial address of result buffer (choice)
IN      datatype         datatype of the element in all buffers (handle)
IN      target_rank      rank of target (non-negative integer)
IN      target_disp      displacement from start of window to beginning of tar-
                        get buffer (non-negative integer)
IN      win              window object (handle)

int MPI_Compare_and_swap(const void *origin_addr, const void *compare_addr,
                        void *result_addr, MPI_Datatype datatype, int target_rank,
                        MPI_Aint target_disp, MPI_Win win)

MPI_Compare_and_swap(origin_addr, compare_addr, result_addr, datatype,
                    target_rank, target_disp, win, ierror) BIND(C)
TYPE(*), DIMENSION(..), INTENT(IN), ASYNCHRONOUS :: origin_addr
TYPE(*), DIMENSION(..), INTENT(IN), ASYNCHRONOUS :: compare_addr
TYPE(*), DIMENSION(..), ASYNCHRONOUS :: result_addr
TYPE(MPI_Datatype), INTENT(IN) :: datatype
INTEGER, INTENT(IN) :: target_rank
INTEGER(KIND=MPI_ADDRESS_KIND), INTENT(IN) :: target_disp
TYPE(MPI_Win), INTENT(IN) :: win
INTEGER, OPTIONAL, INTENT(OUT) :: ierror

MPI_COMPARE_AND_SWAP(ORIGIN_ADDR, COMPARE_ADDR, RESULT_ADDR, DATATYPE,
                    TARGET_RANK, TARGET_DISP, WIN, IERROR)
<type> ORIGIN_ADDR(*), COMPARE_ADDR(*), RESULT_ADDR(*)
INTEGER(KIND=MPI_ADDRESS_KIND) TARGET_DISP
INTEGER DATATYPE, TARGET_RANK, WIN, IERROR

```

This function compares one element of type `datatype` in the compare buffer `compare_addr` with the buffer at offset `target_disp` in the target window specified by `target_rank` and `win` and replaces the value at the target with the value in the origin buffer `origin_addr` if the compare buffer and the target buffer are identical. The original value at the target is returned in the buffer `result_addr`. The parameter `datatype` must belong to one of the following categories of predefined datatypes: C integer, Fortran integer, Logical, Multi-language types, or Byte as specified in Section 5.9.2 on page 176. The origin and result buffers (`origin_addr` and `result_addr`) must be disjoint.

11.3.5 Request-based RMA Communication Operations

Request-based RMA communication operations allow the user to associate a request handle with the RMA operations and test or wait for the completion of these requests using the functions described in Section 3.7.3 on page 52. Request-based RMA operations are only valid within a passive target epoch (see Section 11.5).

1 Upon returning from a completion call in which an RMA operation completes, the
 2 MPI_ERROR field in the associated status object is set appropriately (see Section 3.2.5 on
 3 page 30). All other fields of status and the results of status query functions (e.g.,
 4 MPI_GET_COUNT) are undefined. It is valid to mix different request types (e.g., any
 5 combination of RMA requests, collective requests, I/O requests, generalized requests, or
 6 point-to-point requests) in functions that enable multiple completions (e.g., MPI_WAITALL).
 7 It is erroneous to call MPI_REQUEST_FREE or MPI_CANCEL for a request associated with
 8 an RMA operation. RMA requests are not persistent.

9 The end of the epoch, or explicit bulk synchronization using
 10 MPI_WIN_FLUSH, MPI_WIN_FLUSH_ALL, MPI_WIN_FLUSH_LOCAL, or
 11 MPI_WIN_FLUSH_LOCAL_ALL, also indicates completion of the RMA operations. How-
 12 ever, users must still wait or test on the request handle to allow the MPI implementation to
 13 clean up any resources associated with these requests; in such cases the wait operation will
 14 complete locally.

15
 16
 17 MPI_RPUT(origin_addr, origin_count, origin_datatype, target_rank, target_disp, target_count,
 18 target_datatype, win, request)

19	IN	origin_addr	initial address of origin buffer (choice)
20	IN	origin_count	number of entries in origin buffer (non-negative integer)
21			ger)
22			
23	IN	origin_datatype	datatype of each entry in origin buffer (handle)
24	IN	target_rank	rank of target (non-negative integer)
25	IN	target_disp	displacement from start of window to target buffer
26			(non-negative integer)
27			
28	IN	target_count	number of entries in target buffer (non-negative integer)
29			ger)
30	IN	target_datatype	datatype of each entry in target buffer (handle)
31	IN	win	window object used for communication (handle)
32			
33	OUT	request	RMA request (handle)

34
 35 int MPI_Rput(const void *origin_addr, int origin_count,
 36 MPI_Datatype origin_datatype, int target_rank,
 37 MPI_Aint target_disp, int target_count,
 38 MPI_Datatype target_datatype, MPI_Win win,
 39 MPI_Request *request)
 40
 41 MPI_Rput(origin_addr, origin_count, origin_datatype, target_rank,
 42 target_disp, target_count, target_datatype, win, request,
 43 ierror) BIND(C)
 44 TYPE(*), DIMENSION(..), INTENT(IN), ASYNCHRONOUS :: origin_addr
 45 INTEGER, INTENT(IN) :: origin_count, target_rank, target_count
 46 TYPE(MPI_Datatype), INTENT(IN) :: origin_datatype, target_datatype
 47 INTEGER(KIND=MPI_ADDRESS_KIND), INTENT(IN) :: target_disp
 48 TYPE(MPI_Win), INTENT(IN) :: win

```

TYPE(MPI_Request), INTENT(OUT) :: request
INTEGER, OPTIONAL, INTENT(OUT) :: ierror
MPI_RPUT(ORIGIN_ADDR, ORIGIN_COUNT, ORIGIN_DATATYPE, TARGET_RANK,
        TARGET_DISP, TARGET_COUNT, TARGET_DATATYPE, WIN, REQUEST,
        IERROR)
<type> ORIGIN_ADDR(*)
INTEGER(KIND=MPI_ADDRESS_KIND) TARGET_DISP
INTEGER ORIGIN_COUNT, ORIGIN_DATATYPE, TARGET_RANK, TARGET_COUNT,
TARGET_DATATYPE, WIN, REQUEST, IERROR

```

MPI_RPUT is similar to MPI_PUT (Section 11.3.1), except that it allocates a communication request object and associates it with the request handle (the argument `request`). The completion of an MPI_RPUT operation (i.e., after the corresponding test or wait) indicates that the sender is now free to update the locations in the origin buffer. It does not indicate that the data is available at the target window. If remote completion is required, MPI_WIN_FLUSH, MPI_WIN_FLUSH_ALL, MPI_WIN_UNLOCK, or MPI_WIN_UNLOCK_ALL can be used.

```

MPI_RGET(origin_addr, origin_count, origin_datatype, target_rank, target_disp, target_count,
        target_datatype, win, request)

```

OUT	origin_addr	initial address of origin buffer (choice)
IN	origin_count	number of entries in origin buffer (non-negative integer)
IN	origin_datatype	datatype of each entry in origin buffer (handle)
IN	target_rank	rank of target (non-negative integer)
IN	target_disp	displacement from window start to the beginning of the target buffer (non-negative integer)
IN	target_count	number of entries in target buffer (non-negative integer)
IN	target_datatype	datatype of each entry in target buffer (handle)
IN	win	window object used for communication (handle)
OUT	request	RMA request (handle)

```

int MPI_Rget(void *origin_addr, int origin_count,
            MPI_Datatype origin_datatype, int target_rank,
            MPI_Aint target_disp, int target_count,
            MPI_Datatype target_datatype, MPI_Win win,
            MPI_Request *request)
MPI_Rget(origin_addr, origin_count, origin_datatype, target_rank,
        target_disp, target_count, target_datatype, win, request,
        ierror) BIND(C)
TYPE(*), DIMENSION(..), ASYNCHRONOUS :: origin_addr
INTEGER, INTENT(IN) :: origin_count, target_rank, target_count

```

```

1     TYPE(MPI_Datatype), INTENT(IN) :: origin_datatype, target_datatype
2     INTEGER(KIND=MPI_ADDRESS_KIND), INTENT(IN) :: target_disp
3     TYPE(MPI_Win), INTENT(IN) :: win
4     TYPE(MPI_Request), INTENT(OUT) :: request
5     INTEGER, OPTIONAL, INTENT(OUT) :: ierror

```

```

6 MPI_RGET(ORIGIN_ADDR, ORIGIN_COUNT, ORIGIN_DATATYPE, TARGET_RANK,
7         TARGET_DISP, TARGET_COUNT, TARGET_DATATYPE, WIN, REQUEST,
8         IERROR)

```

```

9     <type> ORIGIN_ADDR(*)
10    INTEGER(KIND=MPI_ADDRESS_KIND) TARGET_DISP
11    INTEGER ORIGIN_COUNT, ORIGIN_DATATYPE, TARGET_RANK, TARGET_COUNT,
12    TARGET_DATATYPE, WIN, REQUEST, IERROR

```

14 MPI_RGET is similar to MPI_GET (Section 11.3.2), except that it allocates a communication request object and associates it with the request handle (the argument `request`) that can be used to wait or test for completion. The completion of an MPI_RGET operation indicates that the data is available in the origin buffer. If `origin_addr` points to memory attached to a window, then the data becomes available in the private copy of this window.

```

21 MPI_RACCUMULATE(origin_addr, origin_count, origin_datatype, target_rank, target_disp,
22                target_count, target_datatype, op, win, request)

```

23	IN	<code>origin_addr</code>	initial address of buffer (choice)
24	IN	<code>origin_count</code>	number of entries in buffer (non-negative integer)
25	IN	<code>origin_datatype</code>	datatype of each entry in origin buffer (handle)
26	IN	<code>target_rank</code>	rank of target (non-negative integer)
27	IN	<code>target_disp</code>	displacement from start of window to beginning of target buffer (non-negative integer)
28	IN	<code>target_count</code>	number of entries in target buffer (non-negative integer)
29	IN	<code>target_datatype</code>	datatype of each entry in target buffer (handle)
30	IN	<code>op</code>	reduce operation (handle)
31	IN	<code>win</code>	window object (handle)
32	OUT	<code>request</code>	RMA request (handle)

```

39 int MPI_Raccumulate(const void *origin_addr, int origin_count,
40                    MPI_Datatype origin_datatype, int target_rank,
41                    MPI_Aint target_disp, int target_count,
42                    MPI_Datatype target_datatype, MPI_Op op, MPI_Win win,
43                    MPI_Request *request)
44
45 MPI_Raccumulate(origin_addr, origin_count, origin_datatype, target_rank,
46                target_disp, target_count, target_datatype, op, win, request,
47                ierror) BIND(C)
48     TYPE(*), DIMENSION(..), INTENT(IN), ASYNCHRONOUS :: origin_addr

```



```

1  int MPI_Rget_accumulate(const void *origin_addr, int origin_count,
2      MPI_Datatype origin_datatype, void *result_addr,
3      int result_count, MPI_Datatype result_datatype,
4      int target_rank, MPI_Aint target_disp, int target_count,
5      MPI_Datatype target_datatype, MPI_Op op, MPI_Win win,
6      MPI_Request *request)
7
8  MPI_Rget_accumulate(origin_addr, origin_count, origin_datatype,
9      result_addr, result_count, result_datatype, target_rank,
10     target_disp, target_count, target_datatype, op, win, request,
11     ierror) BIND(C)
12     TYPE(*), DIMENSION(..), INTENT(IN), ASYNCHRONOUS :: origin_addr
13     TYPE(*), DIMENSION(..), ASYNCHRONOUS :: result_addr
14     INTEGER, INTENT(IN) :: origin_count, result_count, target_rank,
15     target_count
16     TYPE(MPI_Datatype), INTENT(IN) :: origin_datatype, target_datatype,
17     result_datatype
18     INTEGER(KIND=MPI_ADDRESS_KIND), INTENT(IN) :: target_disp
19     TYPE(MPI_Op), INTENT(IN) :: op
20     TYPE(MPI_Win), INTENT(IN) :: win
21     TYPE(MPI_Request), INTENT(OUT) :: request
22     INTEGER, OPTIONAL, INTENT(OUT) :: ierror
23
24 MPI_RGET_ACCUMULATE(ORIGIN_ADDR, ORIGIN_COUNT, ORIGIN_DATATYPE,
25     RESULT_ADDR, RESULT_COUNT, RESULT_DATATYPE, TARGET_RANK,
26     TARGET_DISP, TARGET_COUNT, TARGET_DATATYPE, OP, WIN, REQUEST,
27     IERROR)
28     <type> ORIGIN_ADDR(*), RESULT_ADDR(*)
29     INTEGER(KIND=MPI_ADDRESS_KIND) TARGET_DISP
30     INTEGER ORIGIN_COUNT, ORIGIN_DATATYPE, RESULT_COUNT, RESULT_DATATYPE,
31     TARGET_RANK, TARGET_COUNT, TARGET_DATATYPE, OP, WIN, REQUEST, IERROR

```

32 MPI_RGET_ACCUMULATE is similar to MPI_GET_ACCUMULATE (Section 11.3.4),
33 except that it allocates a communication request object and associates it with the request
34 handle (the argument request) that can be used to wait or test for completion. The com-
35 pletion of an MPI_RGET_ACCUMULATE operation indicates that the data is available in
36 the result buffer and the origin buffer is free to be updated. It does not indicate that the
37 operation has been completed at the target window.

39 11.4 Memory Model

40
41 The memory semantics of RMA are best understood by using the concept of public and
42 private window copies. We assume that systems have a public memory region that is
43 addressable by all processes (e.g., the shared memory in shared memory machines or the
44 exposed main memory in distributed memory machines). In addition, most machines have
45 fast private buffers (e.g., transparent caches or explicit communication buffers) local to each
46 process where copies of data elements from the main memory can be stored for faster access.
47 Such buffers are either coherent, i.e., all updates to main memory are reflected in all private
48 copies consistently, or non-coherent, i.e., conflicting accesses to main memory need to be

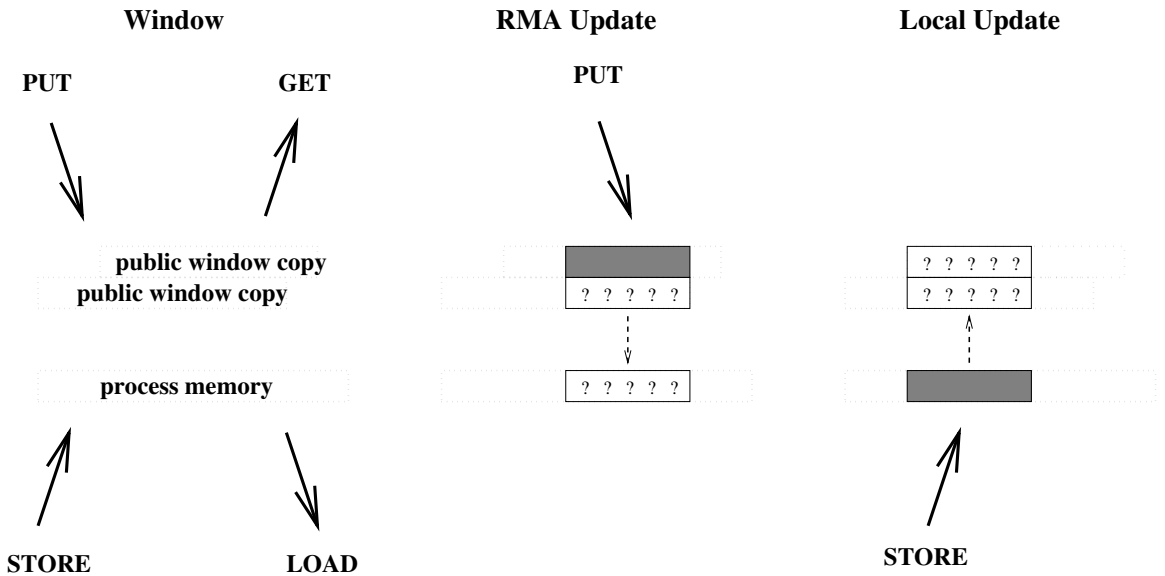


Figure 11.1: Schematic description of the public/private window operations in the MPI_WIN_SEPARATE memory model for two overlapping windows.

synchronized and updated in all private copies explicitly. Coherent systems allow direct updates to remote memory without any participation of the remote side. Non-coherent systems, however, need to call RMA functions in order to reflect updates to the public window in their private memory. Thus, in coherent memory, the public and the private window are identical while they remain logically separate in the non-coherent case. MPI thus differentiates between two memory models called *RMA unified*, if public and private window are logically identical, and *RMA separate*, otherwise.

In the RMA separate model, there is only one instance of each variable in process memory, but a distinct *public* copy of the variable for each window that contains it. A load accesses the instance in process memory (this includes MPI sends). A local store accesses and updates the instance in process memory (this includes MPI receives), but the update may affect other public copies of the same locations. A get on a window accesses the public copy of that window. A put or accumulate on a window accesses and updates the public copy of that window, but the update may affect the private copy of the same locations in process memory, and public copies of other overlapping windows. This is illustrated in Figure 11.1.

In the RMA unified model, public and private copies are identical and updates via put or accumulate calls are eventually observed by load operations without additional RMA calls. A store access to a window is eventually visible to remote get or accumulate calls without additional RMA calls. These stronger semantics of the RMA unified model allow the user to omit some synchronization calls and potentially improve performance.

Advice to users. If accesses in the RMA unified model are not synchronized (with locks or flushes, see Section 11.5.3), load and store operations might observe changes to the memory while they are in progress. The order in which data is written is not specified unless further synchronization is used. This might lead to inconsistent views on memory and programs that assume that a transfer is complete by only checking parts of the message are erroneous. (*End of advice to users.*)

1 The memory model for a particular RMA window can be determined by accessing the
2 attribute `MPI_WIN_MODEL`. If the memory model is the unified model, the value of this
3 attribute is `MPI_WIN_UNIFIED`; otherwise, the value is `MPI_WIN_SEPARATE`.

5 11.5 Synchronization Calls

7 RMA communications fall in two categories:

- 9 • *active target* communication, where data is moved from the memory of one process to
10 the memory of another, and both are explicitly involved in the communication. This
11 communication pattern is similar to message passing, except that all the data transfer
12 arguments are provided by one process, and the second process only participates in
13 the synchronization.
- 14 • *passive target* communication, where data is moved from the memory of one process
15 to the memory of another, and only the origin process is explicitly involved in the
16 transfer. Thus, two origin processes may communicate by accessing the same location
17 in a target window. The process that owns the target window may be distinct from
18 the two communicating processes, in which case it does not participate explicitly in
19 the communication. This communication paradigm is closest to a shared memory
20 model, where shared data can be accessed by all processes, irrespective of location.

22 RMA communication calls with argument `win` must occur at a process only within an
23 *access epoch* for `win`. Such an epoch starts with an RMA synchronization call on `win`; it
24 proceeds with zero or more RMA communication calls (e.g., `MPI_PUT`,
25 `MPI_GET` or `MPI_ACCUMULATE`) on `win`; it completes with another synchronization call
26 on `win`. This allows users to amortize one synchronization with multiple data transfers and
27 provide implementors more flexibility in the implementation of RMA operations.

28 Distinct access epochs for `win` at the same process must be disjoint. On the other hand,
29 epochs pertaining to different `win` arguments may overlap. Local operations or other MPI
30 calls may also occur during an epoch.

31 In active target communication, a target window can be accessed by RMA operations
32 only within an *exposure epoch*. Such an epoch is started and completed by RMA synchroni-
33 zation calls executed by the target process. Distinct exposure epochs at a process on
34 the same window must be disjoint, but such an exposure epoch may overlap with exposure
35 epochs on other windows or with access epochs for the same or other `win` arguments. There
36 is a one-to-one matching between access epochs at origin processes and exposure epochs
37 on target processes: RMA operations issued by an origin process for a target window will
38 access that target window during the same exposure epoch if and only if they were issued
39 during the same access epoch.

40 In passive target communication the target process does not execute RMA synchroni-
41 zation calls, and there is no concept of an exposure epoch.

42 MPI provides three synchronization mechanisms:

- 44 1. The `MPI_WIN_FENCE` collective synchronization call supports a simple synchroniza-
45 tion pattern that is often used in parallel computations: namely a loosely-synchronous
46 model, where global computation phases alternate with global communication phases.
47 This mechanism is most useful for loosely synchronous algorithms where the graph
48

of communicating processes changes very frequently, or where each process communicates with many others.

This call is used for active target communication. An access epoch at an origin process or an exposure epoch at a target process are started and completed by calls to `MPI_WIN_FENCE`. A process can access windows at all processes in the group of `win` during such an access epoch, and the local window can be accessed by all processes in the group of `win` during such an exposure epoch.

2. The four functions `MPI_WIN_START`, `MPI_WIN_COMPLETE`, `MPI_WIN_POST`, and `MPI_WIN_WAIT` can be used to restrict synchronization to the minimum: only pairs of communicating processes synchronize, and they do so only when a synchronization is needed to order correctly RMA accesses to a window with respect to local accesses to that same window. This mechanism may be more efficient when each process communicates with few (logical) neighbors, and the communication graph is fixed or changes infrequently.

These calls are used for active target communication. An access epoch is started at the origin process by a call to `MPI_WIN_START` and is terminated by a call to `MPI_WIN_COMPLETE`. The start call has a group argument that specifies the group of target processes for that epoch. An exposure epoch is started at the target process by a call to `MPI_WIN_POST` and is completed by a call to `MPI_WIN_WAIT`. The post call has a group argument that specifies the set of origin processes for that epoch.

3. Finally, shared lock access is provided by the functions `MPI_WIN_LOCK`, `MPI_WIN_LOCK_ALL`, `MPI_WIN_UNLOCK`, and `MPI_WIN_UNLOCK_ALL`. `MPI_WIN_LOCK` and `MPI_WIN_UNLOCK` also provide exclusive lock capability. Lock synchronization is useful for MPI applications that emulate a shared memory model via MPI calls; e.g., in a “billboard” model, where processes can, at random times, access or update different parts of the billboard.

These four calls provide passive target communication. An access epoch is started by a call to `MPI_WIN_LOCK` or `MPI_WIN_LOCK_ALL` and terminated by a call to `MPI_WIN_UNLOCK` or `MPI_WIN_UNLOCK_ALL`, respectively.

Figure 11.2 illustrates the general synchronization pattern for active target communication. The synchronization between `post` and `start` ensures that the put call of the origin process does not start until the target process exposes the window (with the `post` call); the target process will expose the window only after preceding local accesses to the window have completed. The synchronization between `complete` and `wait` ensures that the put call of the origin process completes before the window is unexposed (with the `wait` call). The target process will execute following local accesses to the target window only after the `wait` returned.

Figure 11.2 shows operations occurring in the natural temporal order implied by the synchronizations: the `post` occurs before the matching `start`, and `complete` occurs before the matching `wait`. However, such *strong synchronization* is more than needed for correct ordering of window accesses. The semantics of MPI calls allow *weak synchronization*, as illustrated in Figure 11.3. The access to the target window is delayed until the window is exposed, after the `post`. However the `start` may complete earlier; the `put` and `complete` may also terminate earlier, if put data is buffered by the implementation. The synchronization

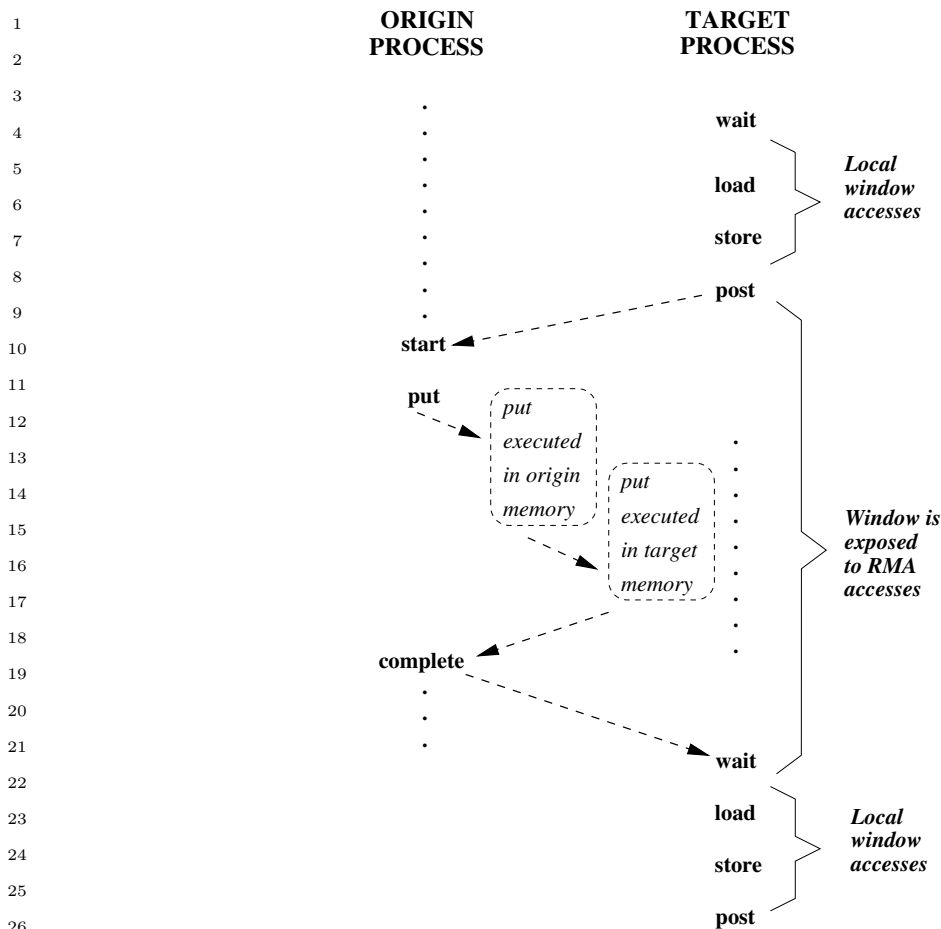


Figure 11.2: Active target communication. Dashed arrows represent synchronizations (ordering of events).

calls order correctly window accesses, but do not necessarily synchronize other operations. This weaker synchronization semantic allows for more efficient implementations.

Figure 11.4 illustrates the general synchronization pattern for passive target communication. The first origin process communicates data to the second origin process, through the memory of the target process; the target process is not explicitly involved in the communication. The `lock` and `unlock` calls ensure that the two RMA accesses do not occur concurrently. However, they do *not* ensure that the `put` by origin 1 will precede the `get` by origin 2.

Rationale. RMA does not define fine-grained mutexes in memory (only logical coarse-grained process locks). MPI provides the primitives (compare and swap, accumulate, send/receive, etc.) needed to implement high-level synchronization operations. (*End of rationale.*)

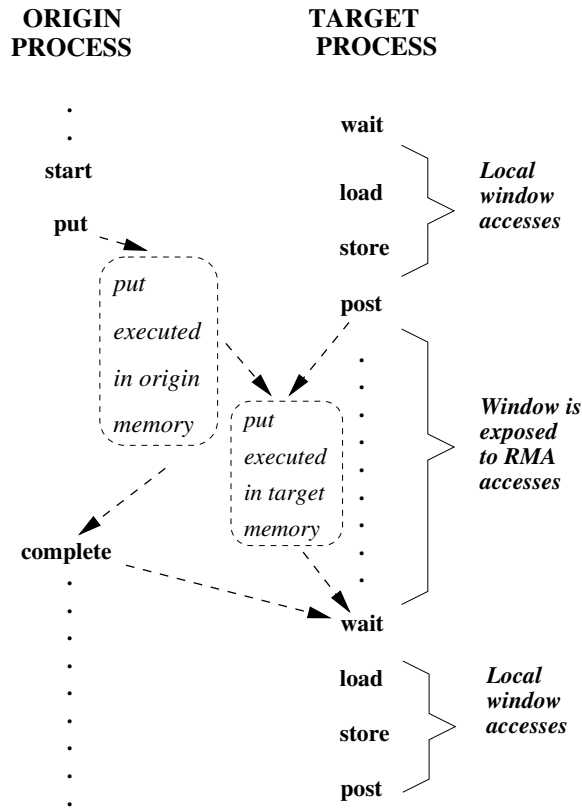


Figure 11.3: Active target communication, with weak synchronization. Dashed arrows represent synchronizations (ordering of events)

11.5.1 Fence

MPI_WIN_FENCE(assert, win)

IN assert program assertion (integer)
 IN win window object (handle)

int MPI_Win_fence(int assert, MPI_Win win)

MPI_Win_fence(assert, win, ierror) BIND(C)
 INTEGER, INTENT(IN) :: assert
 TYPE(MPI_Win), INTENT(IN) :: win
 INTEGER, OPTIONAL, INTENT(OUT) :: ierror

MPI_WIN_FENCE(ASSERT, WIN, IERROR)
 INTEGER ASSERT, WIN, IERROR

The MPI call MPI_WIN_FENCE(assert, win) synchronizes RMA calls on win. The call is collective on the group of win. All RMA operations on win originating at a given process and started before the fence call will complete at that process before the fence call returns. They will be completed at their target before the fence call returns at the target. RMA

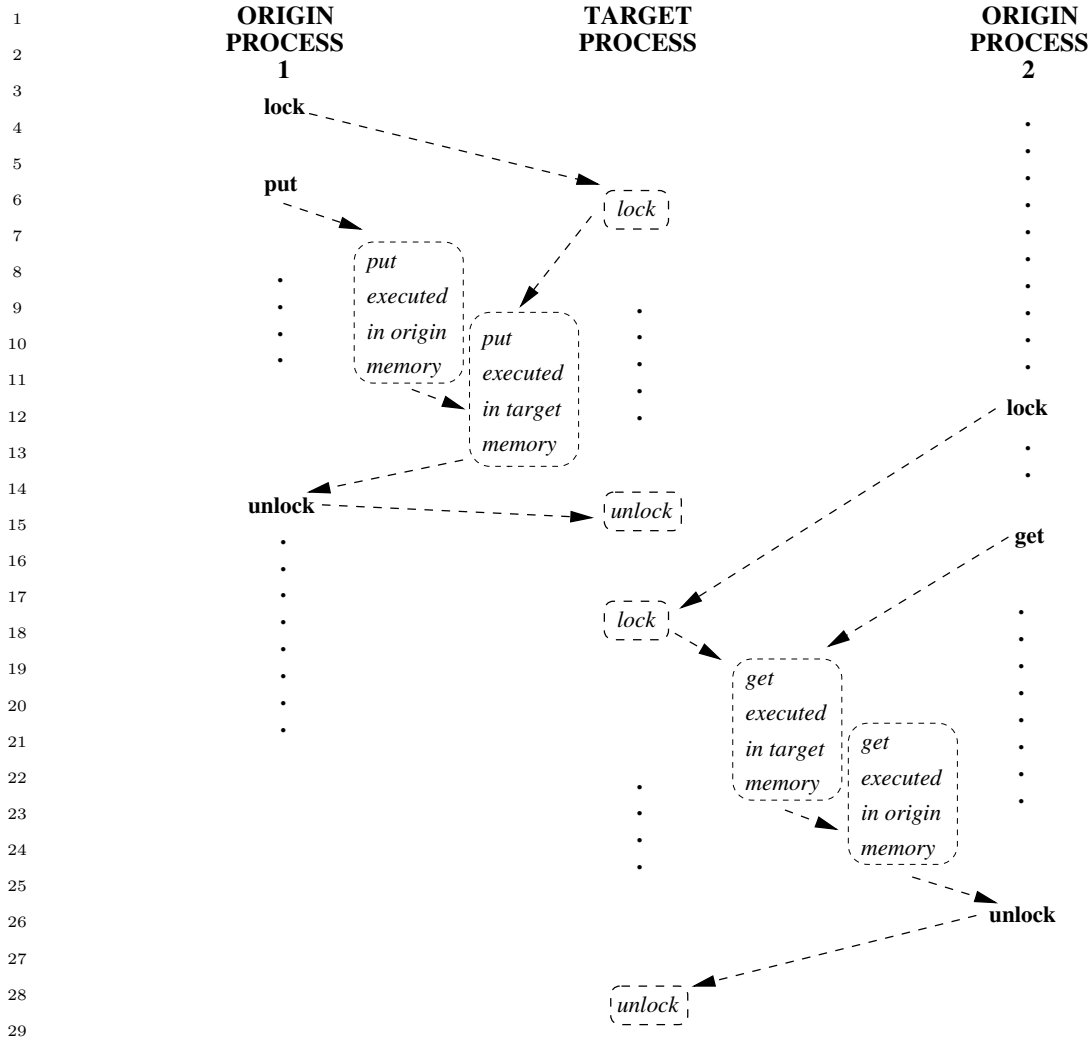


Figure 11.4: Passive target communication. Dashed arrows represent synchronizations (ordering of events).

operations on win started by a process after the fence call returns will access their target window only after MPI_WIN_FENCE has been called by the target process.

The call completes an RMA access epoch if it was preceded by another fence call and the local process issued RMA communication calls on win between these two calls. The call completes an RMA exposure epoch if it was preceded by another fence call and the local window was the target of RMA accesses between these two calls. The call starts an RMA access epoch if it is followed by another fence call and by RMA communication calls issued between these two fence calls. The call starts an exposure epoch if it is followed by another fence call and the local window is the target of RMA accesses between these two fence calls. Thus, the fence call is equivalent to calls to a subset of `post`, `start`, `complete`, `wait`.

A fence call usually entails a barrier synchronization: a process completes a call to MPI_WIN_FENCE only after all other processes in the group entered their matching call. However, a call to MPI_WIN_FENCE that is known not to end any epoch (in particular, a call with `assert` equal to MPI_MODE_NOPRECEDE) does not necessarily act as a barrier.

The `assert` argument is used to provide assertions on the context of the call that may be used for various optimizations. This is described in Section 11.5.5. A value of `assert = 0` is always valid.

Advice to users. Calls to `MPI_WIN_FENCE` should both precede and follow calls to RMA communication functions that are synchronized with fence calls. (*End of advice to users.*)

11.5.2 General Active Target Synchronization

`MPI_WIN_START(group, assert, win)`

IN	<code>group</code>	group of target processes (handle)
IN	<code>assert</code>	program assertion (integer)
IN	<code>win</code>	window object (handle)

`int MPI_Win_start(MPI_Group group, int assert, MPI_Win win)`

`MPI_Win_start(group, assert, win, ierror) BIND(C)`

TYPE(MPI_Group), INTENT(IN) :: group

INTEGER, INTENT(IN) :: assert

TYPE(MPI_Win), INTENT(IN) :: win

INTEGER, OPTIONAL, INTENT(OUT) :: ierror

`MPI_WIN_START(GROUP, ASSERT, WIN, IERROR)`

INTEGER GROUP, ASSERT, WIN, IERROR

Starts an RMA access epoch for `win`. RMA calls issued on `win` during this epoch must access only windows at processes in `group`. Each process in `group` must issue a matching call to `MPI_WIN_POST`. RMA accesses to each target window will be delayed, if necessary, until the target process executed the matching call to `MPI_WIN_POST`. `MPI_WIN_START` is allowed to block until the corresponding `MPI_WIN_POST` calls are executed, but is not required to.

The `assert` argument is used to provide assertions on the context of the call that may be used for various optimizations. This is described in Section 11.5.5. A value of `assert = 0` is always valid.

`MPI_WIN_COMPLETE(win)`

IN	<code>win</code>	window object (handle)
----	------------------	------------------------

`int MPI_Win_complete(MPI_Win win)`

`MPI_Win_complete(win, ierror) BIND(C)`

TYPE(MPI_Win), INTENT(IN) :: win

INTEGER, OPTIONAL, INTENT(OUT) :: ierror

`MPI_WIN_COMPLETE(WIN, IERROR)`

1 INTEGER WIN, IERROR

2
3 Completes an RMA access epoch on `win` started by a call to `MPI_WIN_START`. All
4 RMA communication calls issued on `win` during this epoch will have completed at the origin
5 when the call returns.

6 `MPI_WIN_COMPLETE` enforces completion of preceding RMA calls at the origin, but
7 not at the target. A put or accumulate call may not have completed at the target when it
8 has completed at the origin.

9 Consider the sequence of calls in the example below.

10 **Example 11.4**

11
12 `MPI_Win_start(group, flag, win);`
13 `MPI_Put(..., win);`
14 `MPI_Win_complete(win);`

15
16 The call to `MPI_WIN_COMPLETE` does not return until the put call has completed
17 at the origin; and the target window will be accessed by the put operation only after the
18 call to `MPI_WIN_START` has matched a call to `MPI_WIN_POST` by the target process.
19 This still leaves much choice to implementors. The call to `MPI_WIN_START` can block
20 until the matching call to `MPI_WIN_POST` occurs at all target processes. One can also
21 have implementations where the call to `MPI_WIN_START` is nonblocking, but the call to
22 `MPI_PUT` blocks until the matching call to `MPI_WIN_POST` occurs; or implementations
23 where the first two calls are nonblocking, but the call to `MPI_WIN_COMPLETE` blocks
24 until the call to `MPI_WIN_POST` occurred; or even implementations where all three calls
25 can complete before any target process has called `MPI_WIN_POST` — the data put must
26 be buffered, in this last case, so as to allow the put to complete at the origin ahead of its
27 completion at the target. However, once the call to `MPI_WIN_POST` is issued, the sequence
28 above must complete, without further dependencies.

29
30 `MPI_WIN_POST(group, assert, win)`

31 IN group group of origin processes (handle)
32 IN assert program assertion (integer)
33 IN win window object (handle)

34
35
36 `int MPI_Win_post(MPI_Group group, int assert, MPI_Win win)`

37
38 `MPI_Win_post(group, assert, win, ierror) BIND(C)`
39 TYPE(MPI_Group), INTENT(IN) :: group
40 INTEGER, INTENT(IN) :: assert
41 TYPE(MPI_Win), INTENT(IN) :: win
42 INTEGER, OPTIONAL, INTENT(OUT) :: ierror

43
44 `MPI_WIN_POST(GROUP, ASSERT, WIN, IERROR)`
45 INTEGER GROUP, ASSERT, WIN, IERROR

46 Starts an RMA exposure epoch for the local window associated with `win`. Only processes
47 in `group` should access the window with RMA calls on `win` during this epoch. Each process
48 in `group` must issue a matching call to `MPI_WIN_START`. `MPI_WIN_POST` does not block.

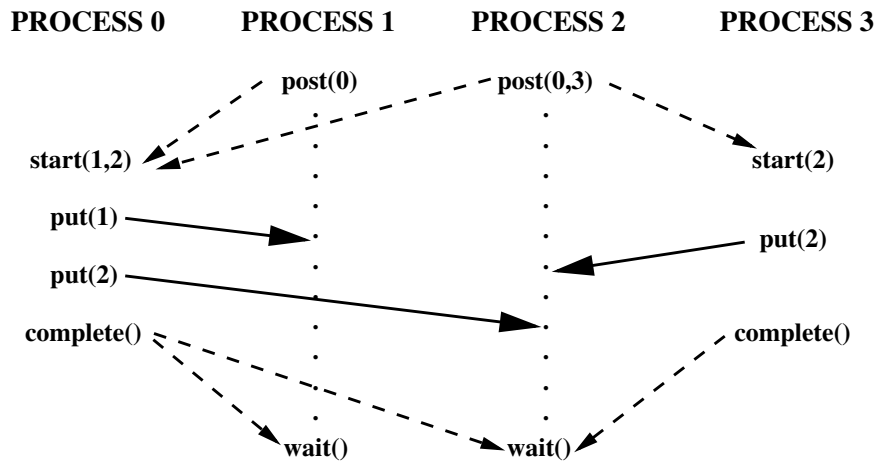


Figure 11.5: Active target communication. Dashed arrows represent synchronizations and solid arrows represent data transfer.

`MPI_WIN_WAIT(win)`

IN win window object (handle)

```
int MPI_Win_wait(MPI_Win win)
```

```
MPI_Win_wait(win, ierror) BIND(C)
```

```
TYPE(MPI_Win), INTENT(IN) :: win
```

```
INTEGER, OPTIONAL, INTENT(OUT) :: ierror
```

```
MPI_WIN_WAIT(WIN, IERROR)
```

```
INTEGER WIN, IERROR
```

Completes an RMA exposure epoch started by a call to `MPI_WIN_POST` on `win`. This call matches calls to `MPI_WIN_COMPLETE(win)` issued by each of the origin processes that were granted access to the window during this epoch. The call to `MPI_WIN_WAIT` will block until all matching calls to `MPI_WIN_COMPLETE` have occurred. This guarantees that all these origin processes have completed their RMA accesses to the local window. When the call returns, all these RMA accesses will have completed at the target window.

Figure 11.5 illustrates the use of these four functions. Process 0 puts data in the windows of processes 1 and 2 and process 3 puts data in the window of process 2. Each start call lists the ranks of the processes whose windows will be accessed; each post call lists the ranks of the processes that access the local window. The figure illustrates a possible timing for the events, assuming strong synchronization; in a weak synchronization, the start, put or complete calls may occur ahead of the matching post calls.

`MPI_WIN_TEST(win, flag)`

IN win window object (handle)

OUT flag success flag (logical)

```
int MPI_Win_test(MPI_Win win, int *flag)
```

```

1 MPI_Win_test(win, flag, ierror) BIND(C)
2   TYPE(MPI_Win), INTENT(IN) :: win
3   LOGICAL, INTENT(OUT) :: flag
4   INTEGER, OPTIONAL, INTENT(OUT) :: ierror
5
6 MPI_WIN_TEST(WIN, FLAG, IERROR)
7   INTEGER WIN, IERROR
8   LOGICAL FLAG

```

This is the nonblocking version of `MPI_WIN_WAIT`. It returns `flag = true` if all accesses to the local window by the group to which it was exposed by the corresponding `MPI_WIN_POST` call have been completed as signalled by matching `MPI_WIN_COMPLETE` calls, and `flag = false` otherwise. In the former case `MPI_WIN_WAIT` would have returned immediately. The effect of return of `MPI_WIN_TEST` with `flag = true` is the same as the effect of a return of `MPI_WIN_WAIT`. If `flag = false` is returned, then the call has no visible effect.

`MPI_WIN_TEST` should be invoked only where `MPI_WIN_WAIT` can be invoked. Once the call has returned `flag = true`, it must not be invoked anew, until the window is posted anew.

Assume that window `win` is associated with a “hidden” communicator `wincomm`, used for communication by the processes of `win`. The rules for matching of post and start calls and for matching complete and wait calls can be derived from the rules for matching sends and receives, by considering the following (partial) model implementation.

`MPI_WIN_POST(group,0,win)` initiate a nonblocking send with tag `tag0` to each process in `group`, using `wincomm`. There is no need to wait for the completion of these sends.

`MPI_WIN_START(group,0,win)` initiates a nonblocking receive with tag `tag0` from each process in `group`, using `wincomm`. An RMA access to a window in target process `i` is delayed until the receive from `i` is completed.

`MPI_WIN_COMPLETE(win)` initiate a nonblocking send with tag `tag1` to each process in the group of the preceding start call. No need to wait for the completion of these sends.

`MPI_WIN_WAIT(win)` initiate a nonblocking receive with tag `tag1` from each process in the group of the preceding post call. Wait for the completion of all receives.

No races can occur in a correct program: each of the sends matches a unique receive, and vice versa.

Rationale. The design for general active target synchronization requires the user to provide complete information on the communication pattern, at each end of a communication link: each origin specifies a list of targets, and each target specifies a list of origins. This provides maximum flexibility (hence, efficiency) for the implementor: each synchronization can be initiated by either side, since each “knows” the identity of the other. This also provides maximum protection from possible races. On the other hand, the design requires more information than RMA needs: in general, it is sufficient for the origin to know the rank of the target, but not vice versa. Users that want more “anonymous” communication will be required to use the fence or lock mechanisms. (*End of rationale.*)

Advice to users. Assume a communication pattern that is represented by a directed graph $G = \langle V, E \rangle$, where $V = \{0, \dots, n - 1\}$ and $ij \in E$ if origin process i accesses the window at target process j . Then each process i issues a call to `MPI_WIN_POST(ingroupi, ...)`, followed by a call to `MPI_WIN_START(outgroupi, ...)`, where $outgroup_i = \{j : ij \in E\}$ and $ingroup_i = \{j : ji \in E\}$. A call is a noop, and can be skipped, if the `group` argument is empty. After the communications calls, each process that issued a start will issue a complete. Finally, each process that issued a post will issue a wait.

Note that each process may call with a `group` argument that has different members. (*End of advice to users.*)

11.5.3 Lock

`MPI_WIN_LOCK(lock_type, rank, assert, win)`

IN	lock_type	either <code>MPI_LOCK_EXCLUSIVE</code> or <code>MPI_LOCK_SHARED</code> (state)
IN	rank	rank of locked window (non-negative integer)
IN	assert	program assertion (integer)
IN	win	window object (handle)

`int MPI_Win_lock(int lock_type, int rank, int assert, MPI_Win win)`

`MPI_Win_lock(lock_type, rank, assert, win, ierror) BIND(C)`

INTEGER, INTENT(IN) :: lock_type, rank, assert
 TYPE(MPI_Win), INTENT(IN) :: win
 INTEGER, OPTIONAL, INTENT(OUT) :: ierror

`MPI_WIN_LOCK(LOCK_TYPE, RANK, ASSERT, WIN, IERROR)`

INTEGER LOCK_TYPE, RANK, ASSERT, WIN, IERROR

Starts an RMA access epoch. Only the window at the process with rank `rank` can be accessed by RMA operations on `win` during that epoch.

`MPI_WIN_LOCK_ALL(assert, win)`

IN	assert	program assertion (integer)
IN	win	window object (handle)

`int MPI_Win_lock_all(int assert, MPI_Win win)`

`MPI_Win_lock_all(assert, win, ierror) BIND(C)`

INTEGER, INTENT(IN) :: assert
 TYPE(MPI_Win), INTENT(IN) :: win
 INTEGER, OPTIONAL, INTENT(OUT) :: ierror

`MPI_WIN_LOCK_ALL(ASSERT, WIN, IERROR)`

1 INTEGER ASSERT, WIN, IERROR

2
3 Starts an RMA access epoch to all processes in `win`, with a lock type of
4 `MPI_LOCK_SHARED`. During the epoch, the calling process can access the window memory on
5 all processes in `win` by using RMA operations. A window locked with `MPI_WIN_LOCK_ALL`
6 must be unlocked with `MPI_WIN_UNLOCK_ALL`. This routine is not collective — the `ALL`
7 refers to a lock on all members of the group of the window.

8 *Advice to users.* There may be additional overheads associated with using
9 `MPI_WIN_LOCK` and `MPI_WIN_LOCK_ALL` concurrently on the same window. These
10 overheads could be avoided by specifying the assertion `MPI_MODE_NOCHECK` when
11 possible (see Section 11.5.5). (*End of advice to users.*)
12

13
14
15 `MPI_WIN_UNLOCK(rank, win)`

16 IN rank rank of window (non-negative integer)
17 IN win window object (handle)
18

19
20 `int MPI_Win_unlock(int rank, MPI_Win win)`

21 `MPI_Win_unlock(rank, win, ierror) BIND(C)`
22 INTEGER, INTENT(IN) :: rank
23 TYPE(MPI_Win), INTENT(IN) :: win
24 INTEGER, OPTIONAL, INTENT(OUT) :: ierror
25

26 `MPI_WIN_UNLOCK(RANK, WIN, IERROR)`
27 INTEGER RANK, WIN, IERROR

28 Completes an RMA access epoch started by a call to `MPI_WIN_LOCK(...,win)`. RMA
29 operations issued during this period will have completed both at the origin and at the target
30 when the call returns.
31

32
33 `MPI_WIN_UNLOCK_ALL(win)`

34 IN win window object (handle)
35

36
37 `int MPI_Win_unlock_all(MPI_Win win)`

38 `MPI_Win_unlock_all(win, ierror) BIND(C)`
39 TYPE(MPI_Win), INTENT(IN) :: win
40 INTEGER, OPTIONAL, INTENT(OUT) :: ierror
41

42 `MPI_WIN_UNLOCK_ALL(WIN, IERROR)`
43 INTEGER WIN, IERROR

44 Completes a shared RMA access epoch started by a call to `MPI_WIN_LOCK_ALL(assert,`
45 `win)`. RMA operations issued during this epoch will have completed both at the origin and
46 at the target when the call returns.

47 Locks are used to protect accesses to the locked target window effected by RMA calls
48 issued between the lock and unlock calls, and to protect load/store accesses to a locked local

or shared memory window executed between the lock and unlock calls. Accesses that are protected by an exclusive lock will not be concurrent at the window site with other accesses to the same window that are lock protected. Accesses that are protected by a shared lock will not be concurrent at the window site with accesses protected by an exclusive lock to the same window.

It is erroneous to have a window locked and exposed (in an exposure epoch) concurrently. For example, a process may not call `MPI_WIN_LOCK` to lock a target window if the target process has called `MPI_WIN_POST` and has not yet called `MPI_WIN_WAIT`; it is erroneous to call `MPI_WIN_POST` while the local window is locked.

Rationale. An alternative is to require MPI to enforce mutual exclusion between exposure epochs and locking periods. But this would entail additional overheads when locks or active target synchronization do not interact in support of those rare interactions between the two mechanisms. The programming style that we encourage here is that a set of windows is used with only one synchronization mechanism at a time, with shifts from one mechanism to another being rare and involving global synchronization. (*End of rationale.*)

Advice to users. Users need to use explicit synchronization code in order to enforce mutual exclusion between locking periods and exposure epochs on a window. (*End of advice to users.*)

Implementors may restrict the use of RMA communication that is synchronized by lock calls to windows in memory allocated by `MPI_ALLOC_MEM` (Section 8.2 on page 337), `MPI_WIN_ALLOCATE` (Section 11.2.2 on page 405), or attached with `MPI_WIN_ATTACH` (Section 11.2.4 on page 410). Locks can be used portably only in such memory.

Rationale. The implementation of passive target communication when memory is not shared may require an asynchronous software agent. Such an agent can be implemented more easily, and can achieve better performance, if restricted to specially allocated memory. It can be avoided altogether if shared memory is used. It seems natural to impose restrictions that allows one to use shared memory for third party communication in shared memory machines.

The downside of this decision is that passive target communication cannot be used without taking advantage of nonstandard Fortran features: namely, the availability of C-like pointers; these are not supported by some Fortran compilers. (*End of rationale.*)

Consider the sequence of calls in the example below.

Example 11.5

```
MPI_Win_lock(MPI_LOCK_EXCLUSIVE, rank, assert, win);
MPI_Put(..., rank, ..., win);
MPI_Win_unlock(rank, win);
```

The call to `MPI_WIN_UNLOCK` will not return until the put transfer has completed at the origin and at the target. This still leaves much freedom to implementors. The call to `MPI_WIN_LOCK` may block until an exclusive lock on the window is acquired; or, the first two calls may not block, while `MPI_WIN_UNLOCK` blocks until a lock is acquired — the

1 update of the target window is then postponed until the call to `MPI_WIN_UNLOCK` occurs.
 2 However, if the call to `MPI_WIN_LOCK` is used to lock a local window, then the call must
 3 block until the lock is acquired, since the lock may protect local load/store accesses to the
 4 window issued after the lock call returns.

6 11.5.4 Flush and Sync

8 All flush and sync functions can be called only within passive target epochs.

10 `MPI_WIN_FLUSH(rank, win)`

12 IN rank rank of target window (non-negative integer)

13 IN win window object (handle)

15 `int MPI_Win_flush(int rank, MPI_Win win)`

17 `MPI_Win_flush(rank, win, ierror) BIND(C)`

18 INTEGER, INTENT(IN) :: rank

19 TYPE(MPI_Win), INTENT(IN) :: win

20 INTEGER, OPTIONAL, INTENT(OUT) :: ierror

21 `MPI_WIN_FLUSH(RANK, WIN, IERROR)`

22 INTEGER RANK, WIN, IERROR

24 `MPI_WIN_FLUSH` completes all outstanding RMA operations initiated by the calling
 25 process to the target rank on the specified window. The operations are completed both at
 26 the origin and at the target.

28 `MPI_WIN_FLUSH_ALL(win)`

30 IN win window object (handle)

32 `int MPI_Win_flush_all(MPI_Win win)`

34 `MPI_Win_flush_all(win, ierror) BIND(C)`

35 TYPE(MPI_Win), INTENT(IN) :: win

36 INTEGER, OPTIONAL, INTENT(OUT) :: ierror

37 `MPI_WIN_FLUSH_ALL(WIN, IERROR)`

38 INTEGER WIN, IERROR

40 All RMA operations issued by the calling process to any target on the specified window
 41 prior to this call and in the specified window will have completed both at the origin and at
 42 the target when this call returns.

43

44

45

46

47

48

MPI_WIN_FLUSH_LOCAL(rank, win) 1

IN rank rank of target window (non-negative integer) 2

IN win window object (handle) 3

int MPI_Win_flush_local(int rank, MPI_Win win) 4

MPI_Win_flush_local(rank, win, ierror) BIND(C) 5

INTEGER, INTENT(IN) :: rank 6

TYPE(MPI_Win), INTENT(IN) :: win 7

INTEGER, OPTIONAL, INTENT(OUT) :: ierror 8

MPI_WIN_FLUSH_LOCAL(RANK, WIN, IERROR) 9

INTEGER RANK, WIN, IERROR 10

Locally completes at the origin all outstanding RMA operations initiated by the calling process to the target process specified by rank on the specified window. For example, after this routine completes, the user may reuse any buffers provided to put, get, or accumulate operations. 11

MPI_WIN_FLUSH_LOCAL_ALL(win) 12

IN win window object (handle) 13

int MPI_Win_flush_local_all(MPI_Win win) 14

MPI_Win_flush_local_all(win, ierror) BIND(C) 15

TYPE(MPI_Win), INTENT(IN) :: win 16

INTEGER, OPTIONAL, INTENT(OUT) :: ierror 17

MPI_WIN_FLUSH_LOCAL_ALL(WIN, IERROR) 18

INTEGER WIN, IERROR 19

All RMA operations issued to any target prior to this call in this window will have completed at the origin when MPI_WIN_FLUSH_LOCAL_ALL returns. 20

MPI_WIN_SYNC(win) 21

IN win window object (handle) 22

int MPI_Win_sync(MPI_Win win) 23

MPI_Win_sync(win, ierror) BIND(C) 24

TYPE(MPI_Win), INTENT(IN) :: win 25

INTEGER, OPTIONAL, INTENT(OUT) :: ierror 26

MPI_WIN_SYNC(WIN, IERROR) 27

INTEGER WIN, IERROR 28

The call MPI_WIN_SYNC synchronizes the private and public window copies of win. For the purposes of synchronizing the private and public window, MPI_WIN_SYNC has the 29

1 effect of ending and reopening an access and exposure epoch on the window (note that it
 2 does not actually end an epoch or complete any pending MPI RMA operations).
 3

4 11.5.5 Assertions

5 The `assert` argument in the calls `MPI_WIN_POST`, `MPI_WIN_START`, `MPI_WIN_FENCE`,
 6 `MPI_WIN_LOCK`, and `MPI_WIN_LOCK_ALL` is used to provide assertions on the context of
 7 the call that may be used to optimize performance. The `assert` argument does not change
 8 program semantics if it provides correct information on the program — it is erroneous to
 9 provide incorrect information. Users may always provide `assert = 0` to indicate a general
 10 case where no guarantees are made.
 11

12 *Advice to users.* Many implementations may not take advantage of the information
 13 in `assert`; some of the information is relevant only for noncoherent shared memory ma-
 14 chines. Users should consult their implementation’s manual to find which information
 15 is useful on each system. On the other hand, applications that provide correct asser-
 16 tions whenever applicable are portable and will take advantage of assertion specific
 17 optimizations whenever available. (*End of advice to users.*)
 18

19 *Advice to implementors.* Implementations can always ignore the
 20 `assert` argument. Implementors should document which `assert` values are significant
 21 on their implementation. (*End of advice to implementors.*)
 22

23 `assert` is the bit-vector OR of zero or more of the following integer constants:
 24 `MPI_MODE_NOCHECK`, `MPI_MODE_NOSTORE`, `MPI_MODE_NOPUT`,
 25 `MPI_MODE_NOPRECEDE`, and `MPI_MODE_NOSUCCEED`. The significant options are listed
 26 below for each call.
 27

28 *Advice to users.* C/C++ users can use bit vector or (`|`) to combine these constants;
 29 Fortran 90 users can use the bit-vector `IOR` intrinsic. Fortran 77 users can use (non-
 30 portably) bit vector `IOR` on systems that support it. Alternatively, Fortran users can
 31 portably use integer addition to OR the constants (each constant should appear at
 32 most once in the addition!). (*End of advice to users.*)
 33

34 **MPI_WIN_START:** `MPI_MODE_NOCHECK` — the matching calls to
 35 `MPI_WIN_POST` have already completed on all target processes when the call
 36 to `MPI_WIN_START` is made. The `nocheck` option can be specified in a start
 37 call if and only if it is specified in each matching post call. This is similar to the
 38 optimization of “ready-send” that may save a handshake when the handshake
 39 is implicit in the code. (However, ready-send is matched by a regular receive,
 40 whereas both start and post must specify the `nocheck` option.)
 41

42 **MPI_WIN_POST:** `MPI_MODE_NOCHECK` — the matching calls to
 43 `MPI_WIN_START` have not yet occurred on any origin processes when the call
 44 to `MPI_WIN_POST` is made. The `nocheck` option can be specified by a post call
 45 if and only if it is specified by each matching start call.

46 `MPI_MODE_NOSTORE` — the local window was not updated by stores (or local get
 47 or receive calls) since last synchronization. This may avoid the need for cache
 48 synchronization at the post call.

MPI_MODE_NOPUT — the local window will not be updated by put or accumulate calls after the post call, until the ensuing (wait) synchronization. This may avoid the need for cache synchronization at the wait call.

MPI_WIN_FENCE: MPI_MODE_NOSTORE — the local window was not updated by stores (or local get or receive calls) since last synchronization.

MPI_MODE_NOPUT — the local window will not be updated by put or accumulate calls after the fence call, until the ensuing (fence) synchronization.

MPI_MODE_NOPRECEDE — the fence does not complete any sequence of locally issued RMA calls. If this assertion is given by any process in the window group, then it must be given by all processes in the group.

MPI_MODE_NOSUCCEED — the fence does not start any sequence of locally issued RMA calls. If the assertion is given by any process in the window group, then it must be given by all processes in the group.

MPI_WIN_LOCK, MPI_WIN_LOCK_ALL: MPI_MODE_NOCHECK — no other process holds, or will attempt to acquire, a conflicting lock, while the caller holds the window lock. This is useful when mutual exclusion is achieved by other means, but the coherence operations that may be attached to the lock and unlock calls are still required.

Advice to users. Note that the nostore and noprecede flags provide information on what happened *before* the call; the noput and nosucceed flags provide information on what will happen *after* the call. (*End of advice to users.*)

11.5.6 Miscellaneous Clarifications

Once an RMA routine completes, it is safe to free any opaque objects passed as arguments to that routine. For example, the `datatype` argument of a `MPI_PUT` call can be freed as soon as the call returns, even though the communication may not be complete.

As in message-passing, datatypes must be committed before they can be used in RMA communication.

11.6 Error Handling

11.6.1 Error Handlers

Errors occurring during calls to routines that create MPI windows (e.g., `MPI_WIN_CREATE` (`...,comm,...`)) cause the error handler currently associated with `comm` to be invoked. All other RMA calls have an input `win` argument. When an error occurs during such a call, the error handler currently associated with `win` is invoked.

The default error handler associated with `win` is `MPI_ERRORS_ARE_FATAL`. Users may change this default by explicitly associating a new error handler with `win` (see Section 8.3 on page 340).

11.6.2 Error Classes

The error classes for one-sided communication are defined in Table 11.2. RMA routines may (and almost certainly will) use other MPI error classes, such as `MPI_ERR_OP` or `MPI_ERR_RANK`.

1	MPI_ERR_WIN	invalid win argument
2	MPI_ERR_BASE	invalid base argument
3	MPI_ERR_SIZE	invalid size argument
4	MPI_ERR_DISP	invalid disp argument
5	MPI_ERR_LOCKTYPE	invalid locktype argument
6	MPI_ERR_ASSERT	invalid assert argument
7	MPI_ERR_RMA_CONFLICT	conflicting accesses to window
8	MPI_ERR_RMA_SYNC	invalid synchronization of RMA calls
9	MPI_ERR_RMA_RANGE	target memory is not part of the window (in the case
10		of a window created with
11		MPI_WIN_CREATE_DYNAMIC, target memory is not
12		attached)
13	MPI_ERR_RMA_ATTACH	memory cannot be attached (e.g., because of resource
14		exhaustion)
15	MPI_ERR_RMA_SHARED	memory cannot be shared (e.g., some process in the
16		group of the specified communicator cannot expose
17		shared memory)
18	MPI_ERR_RMA_FLAVOR	passed window has the wrong flavor for the called
19		function
20		

Table 11.2: Error classes in one-sided communication routines

11.7 Semantics and Correctness

The following rules specify the latest time at which an operation must complete at the origin or the target. The update performed by a get call in the origin process memory is visible when the get operation is complete at the origin (or earlier); the update performed by a put or accumulate call in the public copy of the target window is visible when the put or accumulate has completed at the target (or earlier). The rules also specify the latest time at which an update of one window copy becomes visible in another overlapping copy.

1. An RMA operation is completed at the origin by the ensuing call to MPI_WIN_COMPLETE, MPI_WIN_FENCE, MPI_WIN_FLUSH, MPI_WIN_FLUSH_ALL, MPI_WIN_FLUSH_LOCAL, MPI_WIN_FLUSH_LOCAL_ALL, MPI_WIN_UNLOCK, or MPI_WIN_UNLOCK_ALL that synchronizes this access at the origin.
2. If an RMA operation is completed at the origin by a call to MPI_WIN_FENCE then the operation is completed at the target by the matching call to MPI_WIN_FENCE by the target process.
3. If an RMA operation is completed at the origin by a call to MPI_WIN_COMPLETE then the operation is completed at the target by the matching call to MPI_WIN_WAIT by the target process.
4. If an RMA operation is completed at the origin by a call to MPI_WIN_UNLOCK, MPI_WIN_UNLOCK_ALL, MPI_WIN_FLUSH(rank=target), or MPI_WIN_FLUSH_ALL, then the operation is completed at the target by that same call.

5. An update of a location in a private window copy in process memory becomes visible in the public window copy at latest when an ensuing call to `MPI_WIN_POST`, `MPI_WIN_FENCE`, `MPI_WIN_UNLOCK`, `MPI_WIN_UNLOCK_ALL`, or `MPI_WIN_SYNC` is executed on that window by the window owner. In the RMA unified memory model, an update of a location in a private window in process memory becomes visible without additional RMA calls.
6. An update by a put or accumulate call to a public window copy becomes visible in the private copy in process memory at latest when an ensuing call to `MPI_WIN_WAIT`, `MPI_WIN_FENCE`, `MPI_WIN_LOCK`, `MPI_WIN_LOCK_ALL`, or `MPI_WIN_SYNC` is executed on that window by the window owner. In the RMA unified memory model, an update by a put or accumulate call to a public window copy eventually becomes visible in the private copy in process memory without additional RMA calls.

The `MPI_WIN_FENCE` or `MPI_WIN_WAIT` call that completes the transfer from public copy to private copy (6) is the same call that completes the put or accumulate operation in the window copy (2, 3). If a put or accumulate access was synchronized with a lock, then the update of the public window copy is complete as soon as the updating process executed `MPI_WIN_UNLOCK` or `MPI_WIN_UNLOCK_ALL`. In the RMA separate memory model, the update of a private copy in the process memory may be delayed until the target process executes a synchronization call on that window (6). Thus, updates to process memory can always be delayed in the RMA separate memory model until the process executes a suitable synchronization call, while they must complete in the RMA unified model without additional synchronization calls. If fence or post-start-complete-wait synchronization is used, updates to a public window copy can be delayed in both memory models until the window owner executes a synchronization call. When passive target synchronization (lock/unlock or even flush) is used, it is necessary to update the public window copy in the RMA separate model, or the private window copy in the RMA unified model, even if the window owner does not execute any related synchronization call.

The rules above also define, by implication, when an update to a public window copy becomes visible in another overlapping public window copy. Consider, for example, two overlapping windows, `win1` and `win2`. A call to `MPI_WIN_FENCE(0, win1)` by the window owner makes visible in the process memory previous updates to window `win1` by remote processes. A subsequent call to `MPI_WIN_FENCE(0, win2)` makes these updates visible in the public copy of `win2`.

The behavior of some MPI RMA operations may be *undefined* in certain situations. For example, the result of several origin processes performing concurrent `MPI_PUT` operations to the same target location is undefined. In addition, the result of a single origin process performing multiple `MPI_PUT` operations to the same target location within the same access epoch is also undefined. The result at the target may have all of the data from one of the `MPI_PUT` operations (the “last” one, in some sense), bytes from some of each of the operations, or something else. In MPI-2, such operations were *erroneous*. That meant that an MPI implementation was permitted to signal an MPI exception. Thus, user programs or tools that used MPI RMA could not portably permit such operations, even if the application code could function correctly with such an undefined result. In MPI-3, these operations are not erroneous, but do not have a defined behavior.

Rationale. As discussed in [6], requiring operations such as overlapping puts to be erroneous makes it difficult to use MPI RMA to implement programming models—

1 such as Unified Parallel C (UPC) or SHMEM—that permit these operations. Further,
2 while MPI-2 defined these operations as erroneous, the MPI Forum is unaware of any
3 implementation that enforces this rule, as it would require significant overhead. Thus,
4 relaxing this condition does not impact existing implementations or applications. (*End*
5 *of rationale.*)

6
7 *Advice to implementors.* Overlapping accesses are undefined. However, to assist
8 users in debugging code, implementations may wish to provide a mode in which such
9 operations are detected and reported to the user. Note, however, that in MPI-3, such
10 operations must not generate an MPI exception. (*End of advice to implementors.*)

11
12 A program with a well-defined outcome in the MPI_WIN_SEPARATE memory model
13 must obey the following rules.

- 14 1. A location in a window must not be accessed with load/store operations once an
15 update to that location has started, until the update becomes visible in the private
16 window copy in process memory.
- 17
18 2. A location in a window must not be accessed as a target of an RMA operation once
19 an update to that location has started, until the update becomes visible in the public
20 window copy. There is one exception to this rule, in the case where the same variable
21 is updated by two concurrent accumulates with the same predefined datatype, on
22 the same window. Additional restrictions on the operation apply, see the info key
23 `accumulate_ops` in Section 11.2.1.
- 24
25 3. A put or accumulate must not access a target window once a load/store update or a
26 put or accumulate update to another (overlapping) target window has started on a
27 location in the target window, until the update becomes visible in the public copy of
28 the window. Conversely, a store to process memory to a location in a window must
29 not start once a put or accumulate update to that target window has started, until
30 the put or accumulate update becomes visible in process memory. In both cases, the
31 restriction applies to operations even if they access disjoint locations in the window.

32
33 *Rationale.* The last constraint on correct RMA accesses may seem unduly restric-
34 tive, as it forbids concurrent accesses to nonoverlapping locations in a window. The
35 reason for this constraint is that, on some architectures, explicit coherence restor-
36 ing operations may be needed at synchronization points. A different operation may
37 be needed for locations that were updated by stores and for locations that were re-
38 motely updated by put or accumulate operations. Without this constraint, the MPI
39 library would have to track precisely which locations in a window were updated by a
40 put or accumulate call. The additional overhead of maintaining such information is
41 considered prohibitive. (*End of rationale.*)

42
43 Note that MPI_WIN_SYNC may be used within a passive target epoch to synchronize
44 the private and public window copies (that is, updates to one are made visible to the other).

45 In the MPI_WIN_UNIFIED memory model, the rules are much simpler because the public
46 and private windows are the same. However, there are restrictions to avoid concurrent
47 access to the same memory locations by different processes. The rules that a program with
48 a well-defined outcome must obey in this case are:

1. A location in a window must not be accessed with load/store operations once an update to that location has started, until the update is complete, subject to the following special case.
2. Accessing a location in the window that is also the target of a remote update is valid (not erroneous) but the precise result will depend on the behavior of the implementation. Updates from a remote process will appear in the memory of the target, but there are no atomicity or ordering guarantees if more than one byte is updated. Updates are stable in the sense that once data appears in memory of the target, the data remains until replaced by another update. This permits polling on a location for a change from zero to non-zero or for a particular value, but not polling and comparing the relative magnitude of values. Users are cautioned that polling on one memory location and then accessing a different memory location has defined behavior only if the other rules given here and in this chapter are followed.

Advice to users. Some compiler optimizations can result in code that maintains the sequential semantics of the program, but violates this rule by introducing temporary values into locations in memory. Most compilers only apply such transformations under very high levels of optimization and users should be aware that such aggressive optimization may produce unexpected results. (*End of advice to users.*)

3. Updating a location in the window with a store operation that is also the target of a remote read (but not update) is valid (not erroneous) but the precise result will depend on the behavior of the implementation. Store updates will appear in memory, but there are no atomicity or ordering guarantees if more than one byte is updated. Updates are stable in the sense that once data appears in memory, the data remains until replaced by another update. This permits updates to memory with store operations without requiring an RMA epoch. Users are cautioned that remote accesses to a window that is updated by the local process has defined behavior only if the other rules given here and elsewhere in this chapter are followed.
4. A location in a window must not be accessed as a target of an RMA operation once an update to that location has started and until the update completes at the target. There is one exception to this rule: in the case where the same location is updated by two concurrent accumulates with the same predefined datatype on the same window. Additional restrictions on the operation apply; see the info key `accumulate_ops` in Section 11.2.1.
5. A put or accumulate must not access a target window once a store, put, or accumulate update to another (overlapping) target window has started on the same location in the target window and until the update completes at the target window. Conversely, a store operation to a location in a window must not start once a put or accumulate update to the same location in that target window has started and until the put or accumulate update completes at the target.

Note that `MPI_WIN_FLUSH` and `MPI_WIN_FLUSH_ALL` may be used within a passive target epoch to complete RMA operations at the target process.

A program that violates these rules has undefined behavior.

1 *Advice to users.* A user can write correct programs by following the following rules:

2
3 **fence:** During each period between fence calls, each window is either updated by put
4 or accumulate calls, or updated by stores, but not both. Locations updated by
5 put or accumulate calls should not be accessed during the same period (with
6 the exception of concurrent updates to the same location by accumulate calls).
7 Locations accessed by get calls should not be updated during the same period.

8 **post-start-complete-wait:** A window should not be updated with store operations
9 while posted if it is being updated by put or accumulate calls. Locations updated
10 by put or accumulate calls should not be accessed while the window is posted
11 (with the exception of concurrent updates to the same location by accumulate
12 calls). Locations accessed by get calls should not be updated while the window
13 is posted.

14 With the post-start synchronization, the target process can tell the origin process
15 that its window is now ready for RMA access; with the complete-wait synchroni-
16 zation, the origin process can tell the target process that it has finished its
17 RMA accesses to the window.

18 **lock:** Updates to the window are protected by exclusive locks if they may conflict.
19 Nonconflicting accesses (such as read-only accesses or accumulate accesses) are
20 protected by shared locks, both for load/store accesses and for RMA accesses.
21

22 **changing window or synchronization mode:** One can change synchronization mode,
23 or change the window used to access a location that belongs to two overlapping
24 windows, when the process memory and the window copy are guaranteed to
25 have the same values. This is true after a local call to `MPI_WIN_FENCE`, if
26 RMA accesses to the window are synchronized with fences; after a local call
27 to `MPI_WIN_WAIT`, if the accesses are synchronized with post-start-complete-
28 wait; after the call at the origin (local or remote) to `MPI_WIN_UNLOCK` or
29 `MPI_WIN_UNLOCK_ALL` if the accesses are synchronized with locks.

30 In addition, a process should not access the local buffer of a get operation until the
31 operation is complete, and should not update the local buffer of a put or accumulate
32 operation until that operation is complete.
33

34 The RMA synchronization operations define when updates are guaranteed to become
35 visible in public and private windows. Updates may become visible earlier, but such
36 behavior is implementation dependent. (*End of advice to users.*)

37 The semantics are illustrated by the following examples:
38

39 **Example 11.6** The following example demonstrates updating a memory location inside
40 a window for the separate memory model, according to Rule 5. The `MPI_WIN_LOCK`
41 and `MPI_WIN_UNLOCK` calls around the store to `X` in process B are necessary to ensure
42 consistency between the public and private copies of the window.
43
44
45
46
47
48


```

1 MPI_Win_unlock(B)
2
3 MPI_Barrier                MPI_Barrier
4
5                             MPI_Win_lock(EXCLUSIVE,B)
6                             /* now visible in private copy of B */
7                             load X
8                             MPI_Win_unlock(B)
9

```

10 Note that in this example, the barrier is not critical to the semantic correctness. The
 11 use of exclusive locks guarantees a remote process will not modify the public copy after
 12 MPI_WIN_LOCK synchronizes the private and public copies. A polling implementation
 13 looking for changes in X on process B would be semantically correct. The barrier is required
 14 to ensure that process A performs the put operation before process B performs the load of
 15 X.

16 **Example 11.9** Similar to Example 11.7, the following example is unsafe even in the unified
 17 model, because the load of X can not be guaranteed to occur after the MPI_BARRIER. While
 18 Process B does not need to explicitly synchronize the public and private copies through
 19 MPI_WIN_LOCK as the MPI_PUT will update both the public and private copies of the
 20 window, the scheduling of the load could result in old values of X being returned. Compiler
 21 and hardware specific notations could ensure the load occurs after the data is updated, or
 22 explicit one-sided synchronization calls can be used to ensure the proper result.
 23

```

24 Process A:                Process B:
25                             window location X
26
27 MPI_Win_lock_all
28 MPI_Put(X) /* update to window */
29 MPI_Win_flush(B)
30
31 MPI_Barrier                MPI_Barrier
32                             load X
33 MPI_Win_unlock_all
34

```

35 **Example 11.10** The following example further clarifies Rule 5. MPI_WIN_LOCK and
 36 MPI_WIN_LOCK_ALL do *not* update the public copy of a window with changes to the
 37 private copy. Therefore, there is no guarantee that process A in the following sequence will
 38 see the value of X as updated by the local store by process B before the lock.
 39

```

40 Process A:                Process B:
41                             window location X
42
43                             store X /* update to private copy of B */
44                             MPI_Win_lock(SHARED,B)
45 MPI_Barrier                MPI_Barrier
46
47 MPI_Win_lock(SHARED,B)
48 MPI_Get(X) /* X may be the X before the store */

```



```
MPI_Win_unlock(B)
```

```

    MPI_Win_unlock(B)
    /* update on X now visible in public window */

```

The addition of an MPI_WIN_SYNC before the call to MPI_BARRIER by process B would guarantee process A would see the updated value of X, as the public copy of the window would be explicitly synchronized with the private copy.

Example 11.11 Similar to the previous example, Rule 5 can have unexpected implications for general active target synchronization with the RMA separate memory model. It is *not* guaranteed that process B reads the value of X as per the local update by process A, because neither MPI_WIN_WAIT nor MPI_WIN_COMPLETE calls by process A ensure visibility in the public window copy.

```

Process A:                Process B:
window location X
window location Y

store Y
MPI_Win_post(A,B) /* Y visible in public window */
MPI_Win_start(A)    MPI_Win_start(A)

store X /* update to private window */

MPI_Win_complete    MPI_Win_complete
MPI_Win_wait
/* update on X may not yet visible in public window */

MPI_Barrier          MPI_Barrier

                        MPI_Win_lock(EXCLUSIVE,A)
                        MPI_Get(X) /* may return an obsolete value */
                        MPI_Get(Y)
                        MPI_Win_unlock(A)

```

To allow process B to read the value of X stored by A the local store must be replaced by a local MPI_PUT that updates the public window copy. Note that by this replacement X may become visible in the private copy of process A only after the MPI_WIN_WAIT call in process A. The update to Y made before the MPI_WIN_POST call is visible in the public window after the MPI_WIN_POST call and therefore process B will read the proper value of Y. The MPI_GET(Y) call could be moved to the epoch started by the MPI_WIN_START operation, and process B would still get the value stored by process A.

Example 11.12 The following example demonstrates the interaction of general active target synchronization with local read operations with the RMA separate memory model. Rules 5 and 6 do *not* guarantee that the private copy of X at process B has been updated before the load takes place.

```

1 Process A:                Process B:
2                          window location X
3
4 MPI_Win_lock(EXCLUSIVE,B)
5 MPI_Put(X) /* update to public window */
6 MPI_Win_unlock(B)
7
8 MPI_Barrier                MPI_Barrier
9
10                          MPI_Win_post(B)
11                          MPI_Win_start(B)
12
13                          load X /* access to private window */
14                          /* may return an obsolete value */
15
16                          MPI_Win_complete
17                          MPI_Win_wait
18

```

19 To ensure that the value put by process A is read, the local load must be replaced with a
20 local MPI_GET operation, or must be placed after the call to MPI_WIN_WAIT.

21 11.7.1 Atomicity

22 The outcome of concurrent accumulate operations to the same location with the same
23 predefined datatype is as if the accumulates were done at that location in some serial
24 order. Additional restrictions on the operation apply; see the info key `accumulate_ops` in
25 Section 11.2.1. Concurrent accumulate operations with different origin and target pairs are
26 not ordered. Thus, there is no guarantee that the entire call to an accumulate operation is
27 executed atomically. The effect of this lack of atomicity is limited: The previous correctness
28 conditions imply that a location updated by a call to an accumulate operation cannot be
29 accessed by a load or an RMA call other than accumulate until the accumulate operation has
30 completed (at the target). Different interleavings can lead to different results only to the
31 extent that computer arithmetics are not truly associative or commutative. The outcome
32 of accumulate operations with overlapping types of different sizes or target displacements
33 is undefined.
34
35

36 11.7.2 Ordering

37 Accumulate calls enable element-wise atomic read and write to remote memory locations.
38 MPI specifies ordering between accumulate operations from one process to the same (or
39 overlapping) memory locations at another process on a per-datatype granularity. The de-
40 fault ordering is strict ordering, which guarantees that overlapping updates from the same
41 source to a remote location are committed in program order and that reads (e.g., with
42 MPI_GET_ACCUMULATE) and writes (e.g., with MPI_ACCUMULATE) are executed and
43 committed in program order. Ordering only applies to operations originating at the same
44 origin that access overlapping target memory regions. MPI does not provide any guarantees
45 for accesses or updates from different origins to overlapping target memory regions.
46

47 The default strict ordering may incur a significant performance penalty. MPI specifies
48 the info key `accumulate_ordering` to allow relaxation of the ordering semantics when specified

to any window creation function. The values for this key are as follows. If set to none, then no ordering will be guaranteed for accumulate calls. This was the behavior for RMA in MPI-2 but is *not* the default in MPI-3. The key can be set to a comma-separated list of required access orderings at the target. Allowed values in the comma-separated list are *rar*, *war*, *raw*, and *waw* for read-after-read, write-after-read, read-after-write, and write-after-write ordering, respectively. These indicate whether operations of the specified type complete in the order they were issued. For example, *raw* means that any writes must complete at the target before any reads. These ordering requirements apply only to operations issued by the same origin process and targeting the same target process. The default value for `accumulate_ordering` is *rar,raw,war,waw*, which implies that writes complete at the target in the order in which they were issued, reads complete at the target before any writes that are issued after the reads, and writes complete at the target before any reads that are issued after the writes. Any subset of these four orderings can be specified. For example, if only read-after-read and write-after-write ordering is required, then the value of the `accumulate_ordering` key could be set to *rar,waw*. The order of values is not significant.

Note that the above ordering semantics apply only to accumulate operations, not put and get. Put and get within an epoch are unordered.

11.7.3 Progress

One-sided communication has the same progress requirements as point-to-point communication: once a communication is enabled it is guaranteed to complete. RMA calls must have local semantics, except when required for synchronization with other RMA calls.

There is some fuzziness in the definition of the time when a RMA communication becomes enabled. This fuzziness provides to the implementor more flexibility than with point-to-point communication. Access to a target window becomes enabled once the corresponding synchronization (such as `MPI_WIN_FENCE` or `MPI_WIN_POST`) has executed. On the origin process, an RMA communication may become enabled as soon as the corresponding put, get or accumulate call has executed, or as late as when the ensuing synchronization call is issued. Once the communication is enabled both at the origin and at the target, the communication must complete.

Consider the code fragment in Example 11.4 on page 442. Some of the calls may block if the target window is not posted. However, if the target window is posted, then the code fragment must complete. The data transfer may start as soon as the put call occurs, but may be delayed until the ensuing complete call occurs.

Consider the code fragment in Example 11.5 on page 447. Some of the calls may block if another process holds a conflicting lock. However, if no conflicting lock is held, then the code fragment must complete.

Consider the code illustrated in Figure 11.6. Each process updates the window of the other process using a put operation, then accesses its own window. The post calls are nonblocking, and should complete. Once the post calls occur, RMA access to the windows is enabled, so that each process should complete the sequence of calls start-put-complete. Once these are done, the wait calls should complete at both processes. Thus, this communication should not deadlock, irrespective of the amount of data transferred.

Assume, in the last example, that the order of the post and start calls is reversed at each process. Then, the code may deadlock, as each process may block on the start call, waiting for the matching post to occur. Similarly, the program will deadlock if the order of the complete and wait calls is reversed at each process.

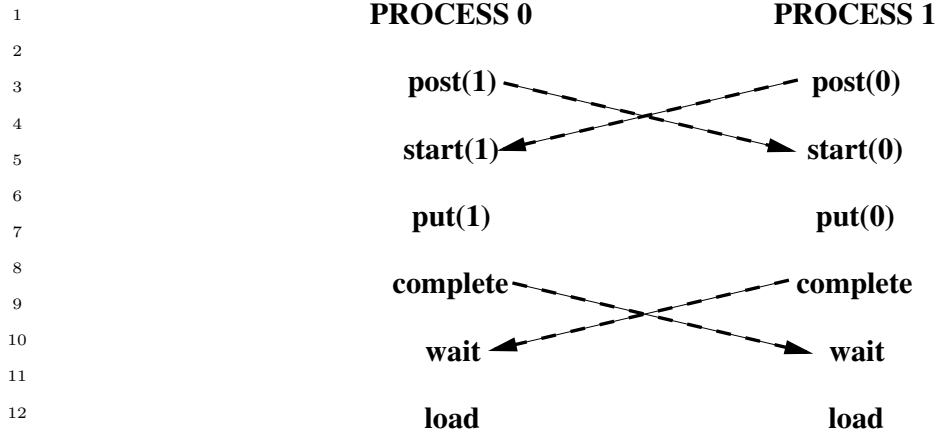


Figure 11.6: Symmetric communication

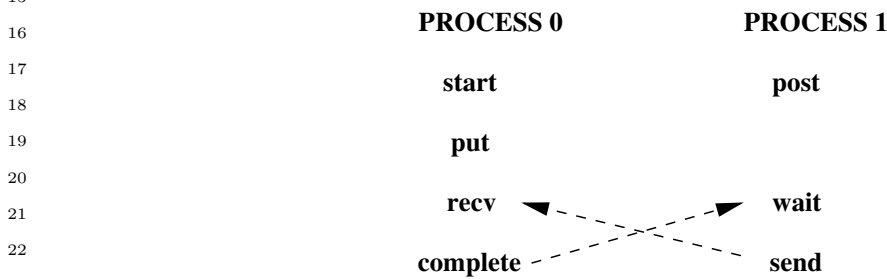


Figure 11.7: Deadlock situation

24
25
26
27
28
29
30
31
32
33
34

The following two examples illustrate the fact that the synchronization between complete and wait is not symmetric: the wait call blocks until the complete executes, but not vice versa. Consider the code illustrated in Figure 11.7. This code will deadlock: the wait of process 1 blocks until process 0 calls complete, and the receive of process 0 blocks until process 1 calls send. Consider, on the other hand, the code illustrated in Figure 11.8. This code will not deadlock. Once process 1 calls post, then the sequence start, put, complete on process 0 can proceed to completion. Process 0 will reach the send call, allowing the receive call of process 1 to complete.

35
36
37

Rationale. MPI implementations must guarantee that a process makes progress on all enabled communications it participates in, while blocked on an MPI call. This is true

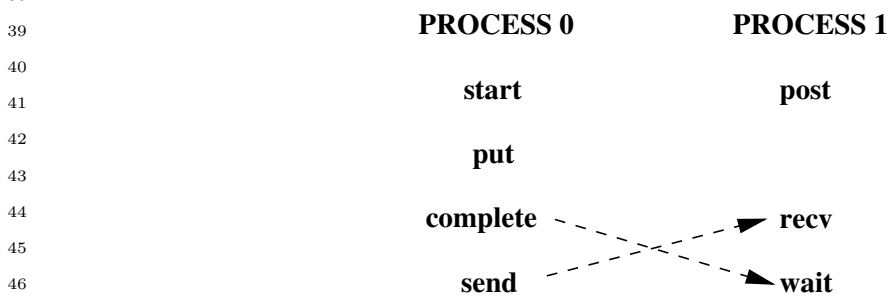


Figure 11.8: No deadlock

for send-receive communication and applies to RMA communication as well. Thus, in the example in Figure 11.8, the put and complete calls of process 0 should complete while process 1 is blocked on the receive call. This may require the involvement of process 1, e.g., to transfer the data put, while it is blocked on the receive call.

A similar issue is whether such progress must occur while a process is busy computing, or blocked in a non-MPI call. Suppose that in the last example the send-receive pair is replaced by a write-to-socket/read-from-socket pair. Then MPI does not specify whether deadlock is avoided. Suppose that the blocking receive of process 1 is replaced by a very long compute loop. Then, according to one interpretation of the MPI standard, process 0 must return from the complete call after a bounded delay, even if process 1 does not reach any MPI call in this period of time. According to another interpretation, the complete call may block until process 1 reaches the wait call, or reaches another MPI call. The qualitative behavior is the same, under both interpretations, unless a process is caught in an infinite compute loop, in which case the difference may not matter. However, the quantitative expectations are different. Different MPI implementations reflect these different interpretations. While this ambiguity is unfortunate, it does not seem to affect many real codes. The MPI Forum decided not to decide which interpretation of the standard is the correct one, since the issue is very contentious, and a decision would have much impact on implementors but less impact on users. (*End of rationale.*)

11.7.4 Registers and Compiler Optimizations

Advice to users. All the material in this section is an advice to users. (*End of advice to users.*)

A coherence problem exists between variables kept in registers and the memory values of these variables. An RMA call may access a variable in memory (or cache), while the up-to-date value of this variable is in register. A get will not return the latest variable value, and a put may be overwritten when the register is stored back in memory. Note that these issues are unrelated to the RMA memory model; that is, these issues apply even if the memory model is MPI_WIN_UNIFIED.

The problem is illustrated by the following code:

Source of Process 1	Source of Process 2	Executed in Process 2
bbbb = 777	buff = 999	reg_A:=999
call MPI_WIN_FENCE	call MPI_WIN_FENCE	
call MPI_PUT(bbbb into buff of process 2)		stop appl. thread
		buff:=777 in PUT handler
		continue appl. thread
call MPI_WIN_FENCE	call MPI_WIN_FENCE	
	ccc = buff	ccc:=reg_A

In this example, variable `buff` is allocated in the register `reg_A` and therefore `ccc` will have the old value of `buff` and not the new value `777`.

This problem, which also afflicts in some cases send/receive communication, is discussed more at length in Section 17.1.16.

Programs written in C avoid this problem, because of the semantics of C. Many Fortran compilers will avoid this problem, without disabling compiler optimizations. However, in

order to avoid register coherence problems in a completely portable manner, users should restrict their use of RMA windows to variables stored in modules or COMMON blocks. To prevent problems with the argument copying and register optimization done by Fortran compilers, please note the hints in Sections 17.1.10–17.1.20. Sections [Solutions to The \(Poorly Performing\) Fortran VOLATILE Attribute](#) on pages 636–640 discuss several solutions for the problem in this example.

11.8 Examples

Example 11.13 The following example shows a generic loosely synchronous, iterative code, using fence synchronization. The window at each process consists of array A, which contains the origin and target buffers of the put calls.

```

...
while(!converged(A)){
  update(A);
  MPI_Win_fence(MPI_MODE_NOPRECEDE, win);
  for(i=0; i < toneighbors; i++)
    MPI_Put(&frombuf[i], 1, fromtype[i], toneighbor[i],
           todisp[i], 1, totype[i], win);
  MPI_Win_fence((MPI_MODE_NOSTORE | MPI_MODE_NOSUCCEED), win);
}

```

The same code could be written with get rather than put. Note that, during the communication phase, each window is concurrently read (as origin buffer of puts) and written (as target buffer of puts). This is OK, provided that there is no overlap between the target buffer of a put and another communication buffer.

Example 11.14 Same generic example, with more computation/communication overlap. We assume that the update phase is broken into two subphases: the first, where the “boundary,” which is involved in communication, is updated, and the second, where the “core,” which neither uses nor provides communicated data, is updated.

```

...
while(!converged(A)){
  update_boundary(A);
  MPI_Win_fence((MPI_MODE_NOPUT | MPI_MODE_NOPRECEDE), win);
  for(i=0; i < fromneighbors; i++)
    MPI_Get(&tobuf[i], 1, totype[i], fromneighbor[i],
           fromdisp[i], 1, fromtype[i], win);
  update_core(A);
  MPI_Win_fence(MPI_MODE_NOSUCCEED, win);
}

```

The get communication can be concurrent with the core update, since they do not access the same locations, and the local update of the origin buffer by the get call can be concurrent with the local update of the core by the `update_core` call. In order to get similar overlap with put communication we would need to use separate windows for the core and for the

boundary. This is required because we do not allow local stores to be concurrent with puts on the same, or on overlapping, windows.

Example 11.15 Same code as in Example 11.13, rewritten using post-start-complete-wait.

```

...
while(!converged(A)){
    update(A);
    MPI_Win_post(fromgroup, 0, win);
    MPI_Win_start(togroup, 0, win);
    for(i=0; i < toneighbors; i++)
        MPI_Put(&frombuf[i], 1, fromtype[i], toneighbor[i],
                todisp[i], 1, totype[i], win);
    MPI_Win_complete(win);
    MPI_Win_wait(win);
}

```

Example 11.16 Same example, with split phases, as in Example 11.14.

```

...
while(!converged(A)){
    update_boundary(A);
    MPI_Win_post(togroup, MPI_MODE_NOPUT, win);
    MPI_Win_start(fromgroup, 0, win);
    for(i=0; i < fromneighbors; i++)
        MPI_Get(&tobuf[i], 1, totype[i], fromneighbor[i],
                fromdisp[i], 1, fromtype[i], win);
    update_core(A);
    MPI_Win_complete(win);
    MPI_Win_wait(win);
}

```

Example 11.17 A checkerboard, or double buffer communication pattern, that allows more computation/communication overlap. Array A0 is updated using values of array A1, and vice versa. We assume that communication is symmetric: if process A gets data from process B, then process B gets data from process A. Window wini consists of array Ai.

```

...
if (!converged(A0,A1))
    MPI_Win_post(neighbors, (MPI_MODE_NOCHECK | MPI_MODE_NOPUT), win0);
MPI_Barrier(comm0);
/* the barrier is needed because the start call inside the
loop uses the nocheck option */
while(!converged(A0, A1)){
    /* communication on A0 and computation on A1 */
    update2(A1, A0); /* local update of A1 that depends on A0 (and A1) */
    MPI_Win_start(neighbors, MPI_MODE_NOCHECK, win0);
    for(i=0; i < fromneighbors; i++)

```

```

1     MPI_Get(&tobuf0[i], 1, totype0[i], neighbor[i],
2           fromdisp0[i], 1, fromtype0[i], win0);
3     update1(A1); /* local update of A1 that is
4                 concurrent with communication that updates A0 */
5     MPI_Win_post(neighbors, (MPI_MODE_NOCHECK | MPI_MODE_NOPUT), win1);
6     MPI_Win_complete(win0);
7     MPI_Win_wait(win0);
8
9     /* communication on A1 and computation on A0 */
10    update2(A0, A1); /* local update of A0 that depends on A1 (and A0) */
11    MPI_Win_start(neighbors, MPI_MODE_NOCHECK, win1);
12    for(i=0; i < fromneighbors; i++)
13        MPI_Get(&tobuf1[i], 1, totype1[i], neighbor[i],
14              fromdisp1[i], 1, fromtype1[i], win1);
15    update1(A0); /* local update of A0 that depends on A0 only,
16                concurrent with communication that updates A1 */
17    if (!converged(A0,A1))
18        MPI_Win_post(neighbors, (MPI_MODE_NOCHECK | MPI_MODE_NOPUT), win0);
19    MPI_Win_complete(win1);
20    MPI_Win_wait(win1);
21    }
22

```

23 A process posts the local window associated with `win0` before it completes RMA accesses
24 to the remote windows associated with `win1`. When the `wait(win1)` call returns, then all
25 neighbors of the calling process have posted the windows associated with `win0`. Conversely,
26 when the `wait(win0)` call returns, then all neighbors of the calling process have posted the
27 windows associated with `win1`. Therefore, the `nocheck` option can be used with the calls to
28 `MPI_WIN_START`.

29 Put calls can be used, instead of get calls, if the area of array `A0` (resp. `A1`) used by
30 the `update(A1, A0)` (resp. `update(A0, A1)`) call is disjoint from the area modified by the
31 RMA communication. On some systems, a put call may be more efficient than a get call,
32 as it requires information exchange only in one direction.

33 In the next several examples, for conciseness, the expression

```
34 z = MPI_Get_accumulate(...)
```

35 means to perform an `MPI_GET_ACCUMULATE` with the result buffer (given by `result_addr`
36 in the description of `MPI_GET_ACCUMULATE`) on the left side of the assignment, in this
37 case, `z`. This format is also used with `MPI_COMPARE_AND_SWAP`.
38
39

40 **Example 11.18** The following example implements a naive, non-scalable counting sema-
41 phore. The example demonstrates the use of `MPI_WIN_SYNC` to manipulate the public copy
42 of `X`, as well as `MPI_WIN_FLUSH` to complete operations without ending the access epoch
43 opened with `MPI_WIN_LOCK_ALL`. To avoid the rules regarding synchronization of the
44 public and private copies of windows, `MPI_ACCUMULATE` and `MPI_GET_ACCUMULATE`
45 are used to write to or read from the local public copy.

46

47

48

Process A:	Process B:	1
MPI_Win_lock_all	MPI_Win_lock_all	2
window location X		3
X=2		4
MPI_Win_sync		5
MPI_Barrier	MPI_Barrier	6
		7
MPI_Accumulate(X, MPI_SUM, -1)	MPI_Accumulate(X, MPI_SUM, -1)	8
		9
stack variable z	stack variable z	10
do	do	11
z = MPI_Get_accumulate(X,	z = MPI_Get_accumulate(X,	12
MPI_NO_OP, 0)	MPI_NO_OP, 0)	13
MPI_Win_flush(A)	MPI_Win_flush(A)	14
while(z!=0)	while(z!=0)	15
		16
MPI_Win_unlock_all	MPI_Win_unlock_all	17
		18

Example 11.19 Implementing a critical region between two processes (Peterson's algorithm). Despite their appearance in the following example, MPI_WIN_LOCK_ALL and MPI_WIN_UNLOCK_ALL are not collective calls, but it is frequently useful to start shared access epochs to all processes from all other processes in a window. Once the access epochs are established, accumulate communication operations and flush and sync synchronization operations can be used to read from or write to the public copy of the window.

Process A:	Process B:	26
window location X	window location Y	27
window location T		28
		29
MPI_Win_lock_all	MPI_Win_lock_all	30
X=1	Y=1	31
MPI_Win_sync	MPI_Win_sync	32
MPI_Barrier	MPI_Barrier	33
MPI_Accumulate(T, MPI_REPLACE, 1)	MPI_Accumulate(T, MPI_REPLACE, 0)	34
stack variables t,y	stack variable t,x	35
t=1	t=0	36
y=MPI_Get_accumulate(Y,	x=MPI_Get_accumulate(X,	37
MPI_NO_OP, 0)	MPI_NO_OP, 0)	38
while(y==1 && t==1) do	while(x==1 && t==0) do	39
y=MPI_Get_accumulate(Y,	x=MPI_Get_accumulate(X,	40
MPI_NO_OP, 0)	MPI_NO_OP, 0)	41
t=MPI_Get_accumulate(T,	t=MPI_Get_accumulate(T,	42
MPI_NO_OP, 0)	MPI_NO_OP, 0)	43
MPI_Win_flush_all	MPI_Win_flush(A)	44
done	done	45
// critical region	// critical region	46
MPI_Accumulate(X, MPI_REPLACE, 0)	MPI_Accumulate(Y, MPI_REPLACE, 0)	47
MPI_Win_unlock_all	MPI_Win_unlock_all	48

Example 11.20 Implementing a critical region between multiple processes with compare and swap. The call to `MPI_WIN_SYNC` is necessary on Process A after local initialization of A to guarantee the public copy has been updated with the initialization value found in the private copy. It would also be valid to call `MPI_ACCUMULATE` with `MPI_REPLACE` to directly initialize the public copy. A call to `MPI_WIN_FLUSH` would be necessary to assure A in the public copy of Process A had been updated before the barrier.

```

7
8 Process A:                               Process B...:
9 MPI_Win_lock_all                          MPI_Win_lock_all
10 atomic location A
11 A=0
12 MPI_Win_sync
13 MPI_Barrier                               MPI_Barrier
14 stack variable r=1                       stack variable r=1
15 while(r != 0) do                          while(r != 0) do
16     r = MPI_Compare_and_swap(A, 0, 1)      r = MPI_Compare_and_swap(A, 0, 1)
17     MPI_Win_flush(A)                      MPI_Win_flush(A)
18 done                                       done
19 // critical region                       // critical region
20 r = MPI_Compare_and_swap(A, 1, 0)         r = MPI_Compare_and_swap(A, 1, 0)
21 MPI_Win_unlock_all                       MPI_Win_unlock_all
22

```

Example 11.21 The following example shows how request-based operations can be used to overlap communication with computation. Each process fetches, processes, and writes the result for `NSTEPS` chunks of data. Instead of a single buffer, `M` local buffers are used to allow up to `M` communication operations to overlap with computation.

```

28 int          i, j;
29 MPI_Win      win;
30 MPI_Request  put_req[M] = { MPI_REQUEST_NULL };
31 MPI_Request  get_req;
32 double      **baseptr;
33 double      data[M][N];
34
35 MPI_Win_allocate(NSTEPS*N*sizeof(double), sizeof(double), MPI_INFO_NULL,
36 MPI_COMM_WORLD, baseptr, &win);
37
38 MPI_Win_lock_all(0, win);
39
40 for (i = 0; i < NSTEPS; i++) {
41     if (i < M)
42         j=i;
43     else
44         MPI_Waitany(M, put_req, &j, MPI_STATUS_IGNORE);
45
46     MPI_Rget(data[j], N, MPI_DOUBLE, target, i*N, N, MPI_DOUBLE, win,
47             &get_req);
48     MPI_Wait(&get_req, MPI_STATUS_IGNORE);

```

```

compute(i, data[j], ...);
MPI_Rput(data[j], N, MPI_DOUBLE, target, i*N, N, MPI_DOUBLE, win,
        &put_req[j]);
}

MPI_Waitall(M, put_req, MPI_STATUSES_IGNORE);
MPI_Win_unlock_all(win);

```

Example 11.22 The following example constructs a distributed shared linked list using dynamic windows. Initially process 0 creates the head of the list, attaches it to the window, and broadcasts the pointer to all processes. All processes then concurrently append N new elements to the list. When a process attempts to attach its element to the tail of the list it may discover that its tail pointer is stale and it must chase ahead to the new tail before the element can be attached. This example requires some modification to work in an environment where the length of a pointer is different on different processes.

```

...
#define NUM_ELEMS 10

/* Linked list pointer */
typedef struct {
    MPI_Aint disp;
    int      rank;
} llist_ptr_t;

/* Linked list element */
typedef struct {
    llist_ptr_t next;
    int value;
} llist_elem_t;

const llist_ptr_t nil = { (MPI_Aint) MPI_BOTTOM, -1 };

/* List of locally allocated list elements. */
static llist_elem_t **my_elems = NULL;
static int my_elems_size = 0;
static int my_elems_count = 0;

/* Allocate a new shared linked list element */
MPI_Aint alloc_elem(int value, MPI_Win win) {
    MPI_Aint disp;
    llist_elem_t *elem_ptr;

    /* Allocate the new element and register it with the window */
    MPI_Alloc_mem(sizeof(llist_elem_t), MPI_INFO_NULL, &elem_ptr);
    elem_ptr->value = value;
    elem_ptr->next = nil;

```

```

1   MPI_Win_attach(win, elem_ptr, sizeof(llist_elem_t));
2
3   /* Add the element to the list of local elements so we can free
4      it later. */
5   if (my_elems_size == my_elems_count) {
6       my_elems_size += 100;
7       my_elems = realloc(my_elems, my_elems_size*sizeof(void*));
8   }
9   my_elems[my_elems_count] = elem_ptr;
10  my_elems_count++;
11
12  MPI_Get_address(elem_ptr, &disp);
13  return disp;
14 }
15
16 int main(int argc, char *argv[]) {
17     int          procid, nproc, i;
18     MPI_Win      llist_win;
19     llist_ptr_t  head_ptr, tail_ptr;
20
21     MPI_Init(&argc, &argv);
22
23     MPI_Comm_rank(MPI_COMM_WORLD, &procid);
24     MPI_Comm_size(MPI_COMM_WORLD, &nproc);
25
26     MPI_Win_create_dynamic(MPI_INFO_NULL, MPI_COMM_WORLD, &llist_win);
27
28     /* Process 0 creates the head node */
29     if (procid == 0)
30         head_ptr.disp = alloc_elem(-1, llist_win);
31
32     /* Broadcast the head pointer to everyone */
33     head_ptr.rank = 0;
34     MPI_Bcast(&head_ptr.disp, 1, MPI_AINT, 0, MPI_COMM_WORLD);
35     tail_ptr = head_ptr;
36
37     /* Lock the window for shared access to all targets */
38     MPI_Win_lock_all(0, llist_win);
39
40     /* All processes concurrently append NUM_ELEMS elements to the list */
41     for (i = 0; i < NUM_ELEMS; i++) {
42         llist_ptr_t new_elem_ptr;
43         int success;
44
45         /* Create a new list element and attach it to the window */
46         new_elem_ptr.rank = procid;
47         new_elem_ptr.disp = alloc_elem(procid, llist_win);
48

```

```

/* Append the new node to the list. This might take multiple
   attempts if others have already appended and our tail pointer
   is stale. */
do {
    llist_ptr_t next_tail_ptr = nil;

    MPI_Compare_and_swap((void*) &new_elem_ptr.rank, (void*) &nil.rank,
        (void*)&next_tail_ptr.rank, MPI_INT, tail_ptr.rank,
        (MPI_Aint) &(((llist_elem_t*)tail_ptr.disp)->next.rank),
        llist_win);

    MPI_Win_flush(tail_ptr.rank, llist_win);
    success = (next_tail_ptr.rank == nil.rank);

    if (success) {
        MPI_Accumulate(&new_elem_ptr.disp, 1, MPI_AINT, tail_ptr.rank,
            (MPI_Aint) &(((llist_elem_t*)tail_ptr.disp)->next.disp), 1,
            MPI_AINT, MPI_REPLACE, llist_win);

        MPI_Win_flush(tail_ptr.rank, llist_win);
        tail_ptr = new_elem_ptr;
    } else {
        /* Tail pointer is stale, fetch the displacement. May take
           multiple tries if it is being updated. */
        do {
            MPI_Get_accumulate( NULL, 0, MPI_AINT, &next_tail_ptr.disp,
                1, MPI_AINT, tail_ptr.rank,
                (MPI_Aint) &(((llist_elem_t*)tail_ptr.disp)->next.disp),
                1, MPI_AINT, MPI_NO_OP, llist_win);

            MPI_Win_flush(tail_ptr.rank, llist_win);
        } while (next_tail_ptr.disp == nil.disp);
        tail_ptr = next_tail_ptr;
    }
} while (!success);
}

MPI_Win_unlock_all(llist_win);
MPI_Barrier( MPI_COMM_WORLD );

/* Free all the elements in the list */
for ( ; my_elems_count > 0; my_elems_count-- ) {
    MPI_Win_detach(llist_win, my_elems[my_elems_count-1]);
    MPI_Free_mem(my_elems[my_elems_count-1]);
}
MPI_Win_free(&llist_win);
...

```

- 1
- 2
- 3
- 4
- 5
- 6
- 7
- 8
- 9
- 10
- 11
- 12
- 13
- 14
- 15
- 16
- 17
- 18
- 19
- 20
- 21
- 22
- 23
- 24
- 25
- 26
- 27
- 28
- 29
- 30
- 31
- 32
- 33
- 34
- 35
- 36
- 37
- 38
- 39
- 40
- 41
- 42
- 43
- 44
- 45
- 46
- 47
- 48

1
2
3
4
5
6
7
8
9
10
11
12
13
14
15
16
17
18
19
20
21
22
23
24
25
26
27
28
29
30
31
32
33
34
35
36
37
38
39
40
41
42
43
44
45
46
47
48

Chapter 12

External Interfaces

12.1 Introduction

This chapter begins with calls used to create *generalized requests*, which allow users to create new nonblocking operations with an interface similar to what is present in MPI. These calls can be used to layer new functionality on top of MPI. Next, Section 12.3 deals with setting the information found in `status`. This functionality is needed for generalized requests.

The chapter continues, in Section 12.4, with a discussion of how threads are to be handled in MPI. Although thread compliance is not required, the standard specifies how threads are to work if they are provided.

12.2 Generalized Requests

The goal of generalized requests is to allow users to define new nonblocking operations. Such an outstanding nonblocking operation is represented by a (generalized) request. A fundamental property of nonblocking operations is that progress toward the completion of this operation occurs asynchronously, i.e., concurrently with normal program execution. Typically, this requires execution of code concurrently with the execution of the user code, e.g., in a separate thread or in a signal handler. Operating systems provide a variety of mechanisms in support of concurrent execution. MPI does not attempt to standardize or to replace these mechanisms: it is assumed programmers who wish to define new asynchronous operations will use the mechanisms provided by the underlying operating system. Thus, the calls in this section only provide a means for defining the effect of MPI calls such as `MPI_WAIT` or `MPI_CANCEL` when they apply to generalized requests, and for signaling to MPI the completion of a generalized operation.

Rationale. It is tempting to also define an MPI standard mechanism for achieving concurrent execution of user-defined nonblocking operations. However, it is difficult to define such a mechanism without consideration of the specific mechanisms used in the operating system. The Forum feels that concurrency mechanisms are a proper part of the underlying operating system and should not be standardized by MPI; the MPI standard should only deal with the interaction of such mechanisms with MPI. (*End of rationale.*)

For a regular request, the operation associated with the request is performed by the MPI implementation, and the operation completes without intervention by the ap-

plication. For a generalized request, the operation associated with the request is performed by the application; therefore, the application must notify MPI through a call to `MPI_GREQUEST_COMPLETE` when the operation completes. MPI maintains the “completion” status of generalized requests. Any other request state has to be maintained by the user.

A new generalized request is started with

```

MPI_GREQUEST_START(query_fn, free_fn, cancel_fn, extra_state, request)
    IN      query_fn      callback function invoked when request status is queried
                          (function)
    IN      free_fn       callback function invoked when request is freed (func-
                          tion)
    IN      cancel_fn     callback function invoked when request is cancelled
                          (function)
    IN      extra_state   extra state
    OUT     request       generalized request (handle)

int MPI_Grequest_start(MPI_Grequest_query_function *query_fn,
                      MPI_Grequest_free_function *free_fn,
                      MPI_Grequest_cancel_function *cancel_fn, void *extra_state,
                      MPI_Request *request)

MPI_Grequest_start(query_fn, free_fn, cancel_fn, extra_state, request,
                  ierror) BIND(C)
    PROCEDURE(MPI_Grequest_query_function) :: query_fn
    PROCEDURE(MPI_Grequest_free_function)  :: free_fn
    PROCEDURE(MPI_Grequest_cancel_function) :: cancel_fn
    INTEGER(KIND=MPI_ADDRESS_KIND), INTENT(IN) :: extra_state
    TYPE(MPI_Request), INTENT(OUT) :: request
    INTEGER, OPTIONAL, INTENT(OUT) :: ierror

MPI_GREQUEST_START(QUERY_FN, FREE_FN, CANCEL_FN, EXTRA_STATE, REQUEST,
                  IERROR)
    INTEGER REQUEST, IERROR
    EXTERNAL QUERY_FN, FREE_FN, CANCEL_FN
    INTEGER (KIND=MPI_ADDRESS_KIND) EXTRA_STATE

```

Advice to users. Note that a generalized request is of the same type as regular requests, in C and Fortran. (*End of advice to users.*)

The call starts a generalized request and returns a handle to it in `request`.

The syntax and meaning of the callback functions are listed below. All callback functions are passed the `extra_state` argument that was associated with the request by the starting call `MPI_GREQUEST_START`; `extra_state` can be used to maintain user-defined state for the request.

In C, the query function is


```
typedef int MPI_Grequest_query_function(void *extra_state,
                                       MPI_Status *status);
```

in Fortran with the `mpi_f08` module

```
ABSTRACT INTERFACE
```

```
  SUBROUTINE MPI_Grequest_query_function(extra_state, status, ierror)
```

```
  BIND(C)
```

```
    TYPE(MPI_Status) :: status
```

```
    INTEGER(KIND=MPI_ADDRESS_KIND) :: extra_state
```

```
    INTEGER :: ierror
```

in Fortran with the `mpi` module and `mpif.h`

```
SUBROUTINE GREQUEST_QUERY_FUNCTION(EXTRA_STATE, STATUS, IERROR)
```

```
  INTEGER STATUS(MPI_STATUS_SIZE), IERROR
```

```
  INTEGER(KIND=MPI_ADDRESS_KIND) EXTRA_STATE
```

The `query_fn` function computes the status that should be returned for the generalized request. The status also includes information about successful/unsuccesful cancellation of the request (result to be returned by `MPI_TEST_CANCELLED`).

The `query_fn` callback is invoked by the `MPI_{WAIT|TEST}{ANY|SOME|ALL}` call that completed the generalized request associated with this callback. The callback function is also invoked by calls to `MPI_REQUEST_GET_STATUS`, if the request is complete when the call occurs. In both cases, the callback is passed a reference to the corresponding status variable passed by the user to the MPI call; the status set by the callback function is returned by the MPI call. If the user provided `MPI_STATUS_IGNORE` or `MPI_STATUSES_IGNORE` to the MPI function that causes `query_fn` to be called, then MPI will pass a valid status object to `query_fn`, and this status will be ignored upon return of the callback function. Note that `query_fn` is invoked only after `MPI_GREQUEST_COMPLETE` is called on the request; it may be invoked several times for the same generalized request, e.g., if the user calls `MPI_REQUEST_GET_STATUS` several times for this request. Note also that a call to `MPI_{WAIT|TEST}{SOME|ALL}` may cause multiple invocations of `query_fn` callback functions, one for each generalized request that is completed by the MPI call. The order of these invocations is not specified by MPI.

In C, the free function is

```
typedef int MPI_Grequest_free_function(void *extra_state);
```

in Fortran with the `mpi_f08` module

```
ABSTRACT INTERFACE
```

```
  SUBROUTINE MPI_Grequest_free_function(extra_state, ierror) BIND(C)
```

```
    INTEGER(KIND=MPI_ADDRESS_KIND) :: extra_state
```

```
    INTEGER :: ierror
```

in Fortran with the `mpi` module and `mpif.h`

```
SUBROUTINE GREQUEST_FREE_FUNCTION(EXTRA_STATE, IERROR)
```

```
  INTEGER IERROR
```

```
  INTEGER(KIND=MPI_ADDRESS_KIND) EXTRA_STATE
```

The `free_fn` function is invoked to clean up user-allocated resources when the generalized request is freed.

The `free_fn` callback is invoked by the `MPI_{WAIT|TEST}_{ANY|SOME|ALL}` call that completed the generalized request associated with this callback. `free_fn` is invoked after the call to `query_fn` for the same request. However, if the MPI call completed multiple generalized requests, the order in which `free_fn` callback functions are invoked is not specified by MPI.

The `free_fn` callback is also invoked for generalized requests that are freed by a call to `MPI_REQUEST_FREE` (no call to `MPI_{WAIT|TEST}_{ANY|SOME|ALL}` will occur for such a request). In this case, the callback function will be called either in the MPI call `MPI_REQUEST_FREE(request)`, or in the MPI call `MPI_GREQUEST_COMPLETE(request)`, whichever happens last, i.e., in this case the actual freeing code is executed as soon as both calls `MPI_REQUEST_FREE` and `MPI_GREQUEST_COMPLETE` have occurred. The `request` is not deallocated until after `free_fn` completes. Note that `free_fn` will be invoked only once per request by a correct program.

Advice to users. Calling `MPI_REQUEST_FREE(request)` will cause the `request` handle to be set to `MPI_REQUEST_NULL`. This handle to the generalized request is no longer valid. However, user copies of this handle are valid until after `free_fn` completes since MPI does not deallocate the object until then. Since `free_fn` is not called until after `MPI_GREQUEST_COMPLETE`, the user copy of the handle can be used to make this call. Users should note that MPI will deallocate the object after `free_fn` executes. At this point, user copies of the `request` handle no longer point to a valid request. MPI will not set user copies to `MPI_REQUEST_NULL` in this case, so it is up to the user to avoid accessing this stale handle. This is a special case in which MPI defers deallocating the object until a later time that is known by the user. (*End of advice to users.*)

In C, the cancel function is

```
typedef int MPI_Grequest_cancel_function(void *extra_state, int complete);
```

in Fortran with the `mpi_f08` module

```
ABSTRACT INTERFACE
```

```
  SUBROUTINE MPI_Grequest_cancel_function(extra_state, complete, ierror)
```

```
  BIND(C)
```

```
    INTEGER(KIND=MPI_ADDRESS_KIND) :: extra_state
```

```
    LOGICAL :: complete
```

```
    INTEGER :: ierror
```

in Fortran with the `mpi` module and `mpif.h`

```
SUBROUTINE GREQUEST_CANCEL_FUNCTION(EXTRA_STATE, COMPLETE, IERROR)
```

```
  INTEGER IERROR
```

```
  INTEGER(KIND=MPI_ADDRESS_KIND) EXTRA_STATE
```

```
  LOGICAL COMPLETE
```

The `cancel_fn` function is invoked to start the cancelation of a generalized request. It is called by `MPI_CANCEL(request)`. MPI passes `complete=true` to the callback function if `MPI_GREQUEST_COMPLETE` was already called on the request, and `complete=false` otherwise.

All callback functions return an error code. The code is passed back and dealt with as appropriate for the error code by the MPI function that invoked the callback function. For example, if error codes are returned then the error code returned by the callback function will be returned by the MPI function that invoked the callback function. In the case of

an `MPI_{WAIT|TEST}_{ANY}` call that invokes both `query_fn` and `free_fn`, the MPI call will return the error code returned by the last callback, namely `free_fn`. If one or more of the requests in a call to `MPI_{WAIT|TEST}_{SOME|ALL}` failed, then the MPI call will return `MPI_ERR_IN_STATUS`. In such a case, if the MPI call was passed an array of statuses, then MPI will return in each of the statuses that correspond to a completed generalized request the error code returned by the corresponding invocation of its `free_fn` callback function. However, if the MPI function was passed `MPI_STATUSES_IGNORE`, then the individual error codes returned by each callback functions will be lost.

Advice to users. `query_fn` must *not* set the error field of `status` since `query_fn` may be called by `MPI_WAIT` or `MPI_TEST`, in which case the error field of `status` should not change. The MPI library knows the “context” in which `query_fn` is invoked and can decide correctly when to put the returned error code in the error field of `status`. (*End of advice to users.*)

`MPI_GREQUEST_COMPLETE(request)`

INOUT request generalized request (handle)

```
int MPI_Grequest_complete(MPI_Request request)
```

```
MPI_Grequest_complete(request, ierror) BIND(C)
```

```
  TYPE(MPI_Request), INTENT(IN) :: request
```

```
  INTEGER, OPTIONAL, INTENT(OUT) :: ierror
```

```
MPI_GREQUEST_COMPLETE(REQUEST, IERROR)
```

```
  INTEGER REQUEST, IERROR
```

The call informs MPI that the operations represented by the generalized request `request` are complete (see definitions in Section 2.4). A call to `MPI_WAIT(request, status)` will return and a call to `MPI_TEST(request, flag, status)` will return `flag=true` only after a call to `MPI_GREQUEST_COMPLETE` has declared that these operations are complete.

MPI imposes no restrictions on the code executed by the callback functions. However, new nonblocking operations should be defined so that the general semantic rules about MPI calls such as `MPI_TEST`, `MPI_REQUEST_FREE`, or `MPI_CANCEL` still hold. For example, these calls are supposed to be local and nonblocking. Therefore, the callback functions `query_fn`, `free_fn`, or `cancel_fn` should invoke blocking MPI communication calls only if the context is such that these calls are guaranteed to return in finite time. Once `MPI_CANCEL` is invoked, the cancelled operation should complete in finite time, irrespective of the state of other processes (the operation has acquired “local” semantics). It should either succeed, or fail without side-effects. The user should guarantee these same properties for newly defined operations.

Advice to implementors. A call to `MPI_GREQUEST_COMPLETE` may unblock a blocked user process/thread. The MPI library should ensure that the blocked user computation will resume. (*End of advice to implementors.*)

12.2.1 Examples

Example 12.1 This example shows the code for a user-defined reduce operation on an `int` using a binary tree: each non-root node receives two messages, sums them, and sends them up. We assume that no status is returned and that the operation cannot be cancelled.

```
1  typedef struct {
2
3  Example 12.1 This example shows the code for a user-defined reduce operation on an
4  int using a binary tree: each non-root node receives two messages, sums them, and sends
5  them up. We assume that no status is returned and that the operation cannot be cancelled.
6
7  typedef struct {
8      MPI_Comm comm;
9      int tag;
10     int root;
11     int valin;
12     int *valout;
13     MPI_Request request;
14 } ARGS;
15
16
17 int myreduce(MPI_Comm comm, int tag, int root,
18             int valin, int *valout, MPI_Request *request)
19 {
20     ARGS *args;
21     pthread_t thread;
22
23     /* start request */
24     MPI_Grequest_start(query_fn, free_fn, cancel_fn, NULL, request);
25
26     args = (ARGS*)malloc(sizeof(ARGS));
27     args->comm = comm;
28     args->tag = tag;
29     args->root = root;
30     args->valin = valin;
31     args->valout = valout;
32     args->request = *request;
33
34     /* spawn thread to handle request */
35     /* The availability of the pthread_create call is system dependent */
36     pthread_create(&thread, NULL, reduce_thread, args);
37
38     return MPI_SUCCESS;
39 }
40
41 /* thread code */
42 void* reduce_thread(void *ptr)
43 {
44     int lchild, rchild, parent, lval, rval, val;
45     MPI_Request req[2];
46     ARGS *args;
47
48     args = (ARGS*)ptr;
```

```

1
2
3
4
5
6
7
8
9
10
11
12
13
14
15
16
17
18
19
20
21
22
23
24
25
26
27
28
29
30
31
32
33
34
35
36
37
38
39
40
41
42
43
44
45
46
47
48

```

```

/* compute left and right child and parent in tree; set
   to MPI_PROC_NULL if does not exist */
/* code not shown */
...

MPI_Irecv(&lval, 1, MPI_INT, lchild, args->tag, args->comm, &req[0]);
MPI_Irecv(&rval, 1, MPI_INT, rchild, args->tag, args->comm, &req[1]);
MPI_Waitall(2, req, MPI_STATUSES_IGNORE);
val = lval + args->valin + rval;
MPI_Send( &val, 1, MPI_INT, parent, args->tag, args->comm );
if (parent == MPI_PROC_NULL) *(args->valout) = val;
MPI_Grequest_complete((args->request));
free(ptr);
return(NULL);
}

int query_fn(void *extra_state, MPI_Status *status)
{
    /* always send just one int */
    MPI_Status_set_elements(status, MPI_INT, 1);
    /* can never cancel so always true */
    MPI_Status_set_cancelled(status, 0);
    /* choose not to return a value for this */
    status->MPI_SOURCE = MPI_UNDEFINED;
    /* tag has no meaning for this generalized request */
    status->MPI_TAG = MPI_UNDEFINED;
    /* this generalized request never fails */
    return MPI_SUCCESS;
}

int free_fn(void *extra_state)
{
    /* this generalized request does not need to do any freeing */
    /* as a result it never fails here */
    return MPI_SUCCESS;
}

int cancel_fn(void *extra_state, int complete)
{
    /* This generalized request does not support cancelling.
       Abort if not already done.  If done then treat as if cancel failed.*/
    if (!complete) {
        fprintf(stderr,
                "Cannot cancel generalized request - aborting program\n");
        MPI_Abort(MPI_COMM_WORLD, 99);
    }
}

```

```

1     }
2     return MPI_SUCCESS;
3 }

```

12.3 Associating Information with Status

MPI supports several different types of requests besides those for point-to-point operations. These range from MPI calls for I/O to generalized requests. It is desirable to allow these calls to use the same request mechanism, which allows one to wait or test on different types of requests. However, `MPI_{TEST|WAIT}_{ANY|SOME|ALL}` returns a status with information about the request. With the generalization of requests, one needs to define what information will be returned in the status object.

Each MPI call fills in the appropriate fields in the status object. Any unused fields will have undefined values. A call to `MPI_{TEST|WAIT}_{ANY|SOME|ALL}` can modify any of the fields in the status object. Specifically, it can modify fields that are undefined. The fields with meaningful values for a given request are defined in the sections with the new request.

Generalized requests raise additional considerations. Here, the user provides the functions to deal with the request. Unlike other MPI calls, the user needs to provide the information to be returned in the status. The status argument is provided directly to the callback function where the status needs to be set. Users can directly set the values in 3 of the 5 status values. The count and cancel fields are opaque. To overcome this, these calls are provided:

`MPI_STATUS_SET_ELEMENTS(status, datatype, count)`

INOUT	status	status with which to associate count (Status)
IN	datatype	datatype associated with count (handle)
IN	count	number of elements to associate with status (integer)

```

int MPI_Status_set_elements(MPI_Status *status, MPI_Datatype datatype,
                           int count)

```

```

MPI_Status_set_elements(status, datatype, count, ierror) BIND(C)
    TYPE(MPI_Status), INTENT(INOUT) :: status
    TYPE(MPI_Datatype), INTENT(IN) :: datatype
    INTEGER, INTENT(IN) :: count
    INTEGER, OPTIONAL, INTENT(OUT) :: ierror

```

```

MPI_STATUS_SET_ELEMENTS(STATUS, DATATYPE, COUNT, IERROR)
    INTEGER STATUS(MPI_STATUS_SIZE), DATATYPE, COUNT, IERROR

```



```

1 MPI_STATUS_SET_CANCELLED(STATUS, FLAG, IERROR)
2     INTEGER STATUS(MPI_STATUS_SIZE), IERROR
3     LOGICAL FLAG

```

If `flag` is set to true then a subsequent call to `MPI_TEST_CANCELLED(status, flag)` will also return `flag = true`, otherwise it will return false.

Advice to users. Users are advised not to reuse the status fields for values other than those for which they were intended. Doing so may lead to unexpected results when using the status object. For example, calling `MPI_GET_ELEMENTS` may cause an error if the value is out of range or it may be impossible to detect such an error. The `extra_state` argument provided with a generalized request can be used to return information that does not logically belong in status. Furthermore, modifying the values in a status set internally by MPI, e.g., `MPI_RECV`, may lead to unpredictable results and is strongly discouraged. (*End of advice to users.*)

12.4 MPI and Threads

This section specifies the interaction between MPI calls and threads. The section lists minimal requirements for *thread compliant* MPI implementations and defines functions that can be used for initializing the thread environment. MPI may be implemented in environments where threads are not supported or perform poorly. Therefore, MPI implementations are not required to be thread compliant as defined in this section.

This section generally assumes a thread package similar to POSIX threads [39], but the syntax and semantics of thread calls are not specified here — these are beyond the scope of this document.

12.4.1 General

In a thread-compliant implementation, an MPI process is a process that may be multi-threaded. Each thread can issue MPI calls; however, threads are not separately addressable: a rank in a send or receive call identifies a process, not a thread. A message sent to a process can be received by any thread in this process.

Rationale. This model corresponds to the POSIX model of interprocess communication: the fact that a process is multi-threaded, rather than single-threaded, does not affect the external interface of this process. MPI implementations in which MPI ‘processes’ are POSIX threads inside a single POSIX process are not thread-compliant by this definition (indeed, their “processes” are single-threaded). (*End of rationale.*)

Advice to users. It is the user’s responsibility to prevent races when threads within the same application post conflicting communication calls. The user can make sure that two threads in the same process will not issue conflicting communication calls by using distinct communicators at each thread. (*End of advice to users.*)

The two main requirements for a thread-compliant implementation are listed below.

1. All MPI calls are *thread-safe*, i.e., two concurrently running threads may make MPI calls and the outcome will be as if the calls executed in some order, even if their execution is interleaved.

2. Blocking MPI calls will block the calling thread only, allowing another thread to execute, if available. The calling thread will be blocked until the event on which it is waiting occurs. Once the blocked communication is enabled and can proceed, then the call will complete and the thread will be marked runnable, within a finite time. A blocked thread will not prevent progress of other runnable threads on the same process, and will not prevent them from executing MPI calls.

Example 12.2 Process 0 consists of two threads. The first thread executes a blocking send call `MPI_Send(buff1, count, type, 0, 0, comm)`, whereas the second thread executes a blocking receive call `MPI_Recv(buff2, count, type, 0, 0, comm, &status)`, i.e., the first thread sends a message that is received by the second thread. This communication should always succeed. According to the first requirement, the execution will correspond to some interleaving of the two calls. According to the second requirement, a call can only block the calling thread and cannot prevent progress of the other thread. If the send call went ahead of the receive call, then the sending thread may block, but this will not prevent the receiving thread from executing. Thus, the receive call will occur. Once both calls occur, the communication is enabled and both calls will complete. On the other hand, a single-threaded process that posts a send, followed by a matching receive, may deadlock. The progress requirement for multithreaded implementations is stronger, as a blocked call cannot prevent progress in other threads.

Advice to implementors. MPI calls can be made thread-safe by executing only one at a time, e.g., by protecting MPI code with one process-global lock. However, blocked operations cannot hold the lock, as this would prevent progress of other threads in the process. The lock is held only for the duration of an atomic, locally-completing suboperation such as posting a send or completing a send, and is released in between. Finer locks can provide more concurrency, at the expense of higher locking overheads. Concurrency can also be achieved by having some of the MPI protocol executed by separate server threads. (*End of advice to implementors.*)

12.4.2 Clarifications

Initialization and Completion The call to `MPI_FINALIZE` should occur on the same thread that initialized MPI. We call this thread the *main thread*. The call should occur only after all process threads have completed their MPI calls, and have no pending communications or I/O operations.

Rationale. This constraint simplifies implementation. (*End of rationale.*)

Multiple threads completing the same request. A program in which two threads block, waiting on the same request, is erroneous. Similarly, the same request cannot appear in the array of requests of two concurrent `MPI_{WAIT|TEST}{ANY|SOME|ALL}` calls. In MPI, a request can only be completed once. Any combination of wait or test that violates this rule is erroneous.

Rationale. This restriction is consistent with the view that a multithreaded execution corresponds to an interleaving of the MPI calls. In a single threaded implementation, once a wait is posted on a request the request handle will be nullified before it is

possible to post a second wait on the same handle. With threads, an `MPI_WAIT{ANY|SOME|ALL}` may be blocked without having nullified its request(s) so it becomes the user's responsibility to avoid using the same request in an `MPI_WAIT` on another thread. This constraint also simplifies implementation, as only one thread will be blocked on any communication or I/O event. (*End of rationale.*)

Probe A receive call that uses source and tag values returned by a preceding call to `MPI_PROBE` or `MPI_IPROBE` will receive the message matched by the probe call only if there was no other matching receive after the probe and before that receive. In a multi-threaded environment, it is up to the user to enforce this condition using suitable mutual exclusion logic. This can be enforced by making sure that each communicator is used by only one thread on each process. Alternatively, `MPI_MPROBE` or `MPI_IMPROBE` can be used.

Collective calls Matching of collective calls on a communicator, window, or file handle is done according to the order in which the calls are issued at each process. If concurrent threads issue such calls on the same communicator, window or file handle, it is up to the user to make sure the calls are correctly ordered, using interthread synchronization.

Advice to users. With three concurrent threads in each MPI process of a communicator `comm`, it is allowed that thread A in each MPI process calls a collective operation on `comm`, thread B calls a file operation on an existing filehandle that was formerly opened on `comm`, and thread C invokes one-sided operations on an existing window handle that was also formerly created on `comm`. (*End of advice to users.*)

Rationale. As specified in `MPI_FILE_OPEN` and `MPI_WIN_CREATE`, a file handle and a window handle inherit only the group of processes of the underlying communicator, but not the communicator itself. Accesses to communicators, window handles and file handles cannot affect one another. (*End of rationale.*)

Advice to implementors. If the implementation of file or window operations internally uses MPI communication then a duplicated communicator may be cached on the file or window object. (*End of advice to implementors.*)

Exception handlers An exception handler does not necessarily execute in the context of the thread that made the exception-raising MPI call; the exception handler may be executed by a thread that is distinct from the thread that will return the error code.

Rationale. The MPI implementation may be multithreaded, so that part of the communication protocol may execute on a thread that is distinct from the thread that made the MPI call. The design allows the exception handler to be executed on the thread where the exception occurred. (*End of rationale.*)

Interaction with signals and cancellations The outcome is undefined if a thread that executes an MPI call is cancelled (by another thread), or if a thread catches a signal while executing an MPI call. However, a thread of an MPI process may terminate, and may catch signals or be cancelled by another thread when not executing MPI calls.

Rationale. Few C library functions are signal safe, and many have cancellation points — points at which the thread executing them may be cancelled. The above restriction simplifies implementation (no need for the MPI library to be “async-cancel-safe” or “async-signal-safe”). (*End of rationale.*)

Advice to users. Users can catch signals in separate, non-MPI threads (e.g., by masking signals on MPI calling threads, and unmasking them in one or more non-MPI threads). A good programming practice is to have a distinct thread blocked in a call to `sigwait` for each user expected signal that may occur. Users must not catch signals used by the MPI implementation; as each MPI implementation is required to document the signals used internally, users can avoid these signals. (*End of advice to users.*)

Advice to implementors. The MPI library should not invoke library calls that are not thread safe, if multiple threads execute. (*End of advice to implementors.*)

12.4.3 Initialization

The following function may be used to initialize MPI, and to initialize the MPI thread environment, instead of `MPI_INIT`.

`MPI_INIT_THREAD(required, provided)`

IN	required	desired level of thread support (integer)
OUT	provided	provided level of thread support (integer)

`int MPI_Init_thread(int *argc, char ***argv, int required, int *provided)`

`MPI_Init_thread(required, provided, ierror) BIND(C)`

`INTEGER, INTENT(IN) :: required`

`INTEGER, INTENT(OUT) :: provided`

`INTEGER, OPTIONAL, INTENT(OUT) :: ierror`

`MPI_INIT_THREAD(REQUIRED, PROVIDED, IERROR)`

`INTEGER REQUIRED, PROVIDED, IERROR`

Advice to users. In C, the passing of `argc` and `argv` is optional, as with `MPI_INIT` as discussed in Section 8.7. In C, null pointers may be passed in their place. (*End of advice to users.*)

This call initializes MPI in the same way that a call to `MPI_INIT` would. In addition, it initializes the thread environment. The argument `required` is used to specify the desired level of thread support. The possible values are listed in increasing order of thread support.

MPI_THREAD_SINGLE Only one thread will execute.

MPI_THREAD_FUNNELED The process may be multi-threaded, but the application must ensure that only the main thread makes MPI calls (for the definition of main thread, see `MPI_IS_THREAD_MAIN` on page 487).

1 **MPI_THREAD_SERIALIZED** The process may be multi-threaded, and multiple threads may
 2 make MPI calls, but only one at a time: MPI calls are not made concurrently from
 3 two distinct threads (all MPI calls are “serialized”).
 4

5 **MPI_THREAD_MULTIPLE** Multiple threads may call MPI, with no restrictions.

6 These values are monotonic; i.e., `MPI_THREAD_SINGLE < MPI_THREAD_FUNNELED <`
 7 `MPI_THREAD_SERIALIZED < MPI_THREAD_MULTIPLE`.

8 Different processes in `MPI_COMM_WORLD` may require different levels of thread sup-
 9 port.

10 The call returns in provided information about the actual level of thread support that
 11 will be provided by MPI. It can be one of the four values listed above.

12 The level(s) of thread support that can be provided by `MPI_INIT_THREAD` will depend
 13 on the implementation, and may depend on information provided by the user before the
 14 program started to execute (e.g., with arguments to `mpiexec`). If possible, the call will
 15 return `provided = required`. Failing this, the call will return the least supported level such
 16 that `provided > required` (thus providing a stronger level of support than required by the
 17 user). Finally, if the user requirement cannot be satisfied, then the call will return in
 18 provided the highest supported level.

19 A *thread compliant* MPI implementation will be able to return `provided`
 20 `= MPI_THREAD_MULTIPLE`. Such an implementation may always return `provided`
 21 `= MPI_THREAD_MULTIPLE`, irrespective of the value of `required`.

22 An MPI library that is not thread compliant must always return
 23 `provided=MPI_THREAD_SINGLE`, even if `MPI_INIT_THREAD` is called on a multithreaded
 24 process. The library should also return correct values for the MPI calls that can be executed
 25 before initialization, even if multiple threads have been spawned.
 26

27 *Rationale.* Such code is erroneous, but if the MPI initialization is performed by a
 28 library, the error cannot be detected until `MPI_INIT_THREAD` is called. The require-
 29 ments in the previous paragraph ensure that the error can be properly detected. (*End*
 30 *of rationale.*)
 31

32 A call to `MPI_INIT` has the same effect as a call to `MPI_INIT_THREAD` with a `required`
 33 `= MPI_THREAD_SINGLE`.

34 Vendors may provide (implementation dependent) means to specify the level(s) of
 35 thread support available when the MPI program is started, e.g., with arguments to `mpiexec`.
 36 This will affect the outcome of calls to `MPI_INIT` and `MPI_INIT_THREAD`. Suppose, for
 37 example, that an MPI program has been started so that only `MPI_THREAD_MULTIPLE` is
 38 available. Then `MPI_INIT_THREAD` will return `provided = MPI_THREAD_MULTIPLE`, irre-
 39 spective of the value of `required`; a call to `MPI_INIT` will also initialize the MPI thread support
 40 level to `MPI_THREAD_MULTIPLE`. Suppose, instead, that an MPI program has been started
 41 so that all four levels of thread support are available. Then, a call to `MPI_INIT_THREAD`
 42 will return `provided = required`; alternatively, a call to `MPI_INIT` will initialize the MPI
 43 thread support level to `MPI_THREAD_SINGLE`.
 44

45 *Rationale.* Various optimizations are possible when MPI code is executed single-
 46 threaded, or is executed on multiple threads, but not concurrently: mutual exclusion
 47 code may be omitted. Furthermore, if only one thread executes, then the MPI library
 48 can use library functions that are not thread safe, without risking conflicts with user

threads. Also, the model of one communication thread, multiple computation threads fits many applications well, e.g., if the process code is a sequential Fortran/C program with MPI calls that has been parallelized by a compiler for execution on an SMP node, in a cluster of SMPs, then the process computation is multi-threaded, but MPI calls will likely execute on a single thread.

The design accommodates a static specification of the thread support level, for environments that require static binding of libraries, and for compatibility for current multi-threaded MPI codes. (*End of rationale.*)

Advice to implementors. If `provided` is not `MPI_THREAD_SINGLE` then the MPI library should not invoke C or Fortran library calls that are not thread safe, e.g., in an environment where `malloc` is not thread safe, then `malloc` should not be used by the MPI library.

Some implementors may want to use different MPI libraries for different levels of thread support. They can do so using dynamic linking and selecting which library will be linked when `MPI_INIT_THREAD` is invoked. If this is not possible, then optimizations for lower levels of thread support will occur only when the level of thread support required is specified at link time.

Note that required need not be the same value on all processes of `MPI_COMM_WORLD`. (*End of advice to implementors.*)

The following function can be used to query the current level of thread support.

`MPI_QUERY_THREAD(provided)`

OUT `provided` provided level of thread support (integer)

```
int MPI_Query_thread(int *provided)
```

```
MPI_Query_thread(provided, ierror) BIND(C)
```

```
    INTEGER, INTENT(OUT) :: provided
```

```
    INTEGER, OPTIONAL, INTENT(OUT) :: ierror
```

```
MPI_QUERY_THREAD(PROVIDED, IERROR)
```

```
    INTEGER PROVIDED, IERROR
```

The call returns in `provided` the current level of thread support, which will be the value returned in `provided` by `MPI_INIT_THREAD`, if MPI was initialized by a call to `MPI_INIT_THREAD`.

`MPI_IS_THREAD_MAIN(flag)`

OUT `flag` true if calling thread is main thread, false otherwise
(logical)

```
int MPI_Is_thread_main(int *flag)
```

```
MPI_Is_thread_main(flag, ierror) BIND(C)
```

```
    LOGICAL, INTENT(OUT) :: flag
```

```
1     INTEGER, OPTIONAL, INTENT(OUT) :: ierror
2
3 MPI_IS_THREAD_MAIN(FLAG, IERROR)
4     LOGICAL FLAG
5     INTEGER IERROR
```

6 This function can be called by a thread to determine if it is the main thread (the thread
7 that called MPI_INIT or MPI_INIT_THREAD).

8 All routines listed in this section must be supported by all MPI implementations.

9
10 *Rationale.* MPI libraries are required to provide these calls even if they do not
11 support threads, so that portable code that contains invocations to these functions
12 can link correctly. MPI_INIT continues to be supported so as to provide compatibility
13 with current MPI codes. (*End of rationale.*)

14
15 *Advice to users.* It is possible to spawn threads before MPI is initialized, but no MPI
16 call other than MPI_GET_VERSION, MPI_INITIALIZED, or MPI_FINALIZED should
17 be executed by these threads, until MPI_INIT_THREAD is invoked by one thread
18 (which, thereby, becomes the main thread). In particular, it is possible to enter the
19 MPI execution with a multi-threaded process.

20 The level of thread support provided is a global property of the MPI process that can
21 be specified only once, when MPI is initialized on that process (or before). Portable
22 third party libraries have to be written so as to accommodate any provided level of
23 thread support. Otherwise, their usage will be restricted to specific level(s) of thread
24 support. If such a library can run only with specific level(s) of thread support, e.g.,
25 only with MPI_THREAD_MULTIPLE, then MPI_QUERY_THREAD can be used to check
26 whether the user initialized MPI to the correct level of thread support and, if not,
27 raise an exception. (*End of advice to users.*)

28
29
30
31
32
33
34
35
36
37
38
39
40
41
42
43
44
45
46
47
48

1
2
3
4
5
6
7
8
9
10
11
12
13
14
15
16
17
18
19
20
21
22
23
24
25
26
27
28
29
30
31
32
33
34
35
36
37
38
39
40
41
42
43
44
45
46
47
48

Chapter 13

I/O

13.1 Introduction

POSIX provides a model of a widely portable file system, but the portability and optimization needed for parallel I/O cannot be achieved with the POSIX interface.

The significant optimizations required for efficiency (e.g., grouping [47], collective buffering [7, 15, 48, 52, 58], and disk-directed I/O [43]) can only be implemented if the parallel I/O system provides a high-level interface supporting partitioning of file data among processes and a collective interface supporting complete transfers of global data structures between process memories and files. In addition, further efficiencies can be gained via support for asynchronous I/O, strided accesses, and control over physical file layout on storage devices (disks). The I/O environment described in this chapter provides these facilities.

Instead of defining I/O access modes to express the common patterns for accessing a shared file (broadcast, reduction, scatter, gather), we chose another approach in which data partitioning is expressed using derived datatypes. Compared to a limited set of predefined access patterns, this approach has the advantage of added flexibility and expressiveness.

13.1.1 Definitions

file An MPI file is an ordered collection of typed data items. MPI supports random or sequential access to any integral set of these items. A file is opened collectively by a group of processes. All collective I/O calls on a file are collective over this group.

displacement A file *displacement* is an absolute byte position relative to the beginning of a file. The displacement defines the location where a *view* begins. Note that a “file displacement” is distinct from a “typemap displacement.”

etype An *etype* (*elementary* datatype) is the unit of data access and positioning. It can be any MPI predefined or derived datatype. Derived etypes can be constructed using any of the MPI datatype constructor routines, provided all resulting typemap displacements are non-negative and monotonically nondecreasing. Data access is performed in etype units, reading or writing whole data items of type etype. Offsets are expressed as a count of etypes; file pointers point to the beginning of etypes. Depending on context, the term “etype” is used to describe one of three aspects of an elementary datatype: a particular MPI type, a data item of that type, or the extent of that type.

filetype A *filetype* is the basis for partitioning a file among processes and defines a template for accessing the file. A filetype is either a single etype or a derived MPI datatype constructed from multiple instances of the same etype. In addition, the extent of any hole in the filetype must be a multiple of the etype's extent. The displacements in the typemap of the filetype are not required to be distinct, but they must be non-negative and monotonically nondecreasing.

view A *view* defines the current set of data visible and accessible from an open file as an ordered set of etypes. Each process has its own view of the file, defined by three quantities: a displacement, an etype, and a filetype. The pattern described by a filetype is repeated, beginning at the displacement, to define the view. The pattern of repetition is defined to be the same pattern that `MPI_TYPE_CONTIGUOUS` would produce if it were passed the filetype and an arbitrarily large count. Figure 13.1 shows how the tiling works; note that the filetype in this example must have explicit lower and upper bounds set in order for the initial and final holes to be repeated in the view. Views can be changed by the user during program execution. The default view is a linear byte stream (displacement is zero, etype and filetype equal to `MPI_BYTE`).

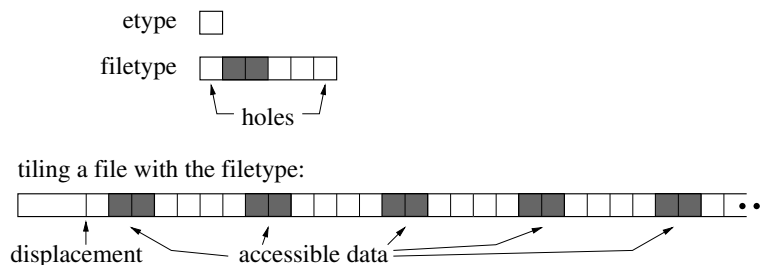


Figure 13.1: Etypes and filetypes

A group of processes can use complementary views to achieve a global data distribution such as a scatter/gather pattern (see Figure 13.2).

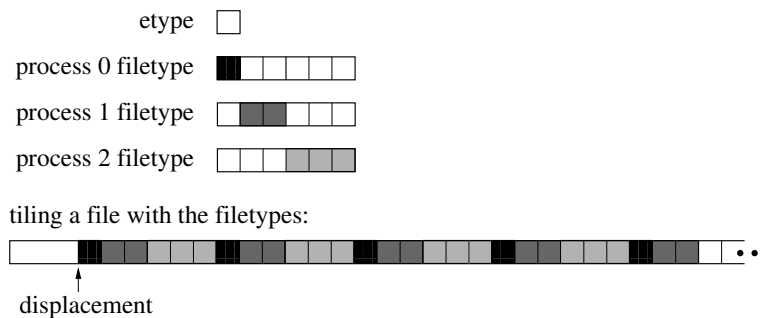


Figure 13.2: Partitioning a file among parallel processes

offset An *offset* is a position in the file relative to the current view, expressed as a count of etypes. Holes in the view's filetype are skipped when calculating this position. Offset 0 is the location of the first etype visible in the view (after skipping the displacement and any initial holes in the view). For example, an offset of 2 for process 1 in Figure 13.2 is the position of the eighth etype in the file after the displacement. An "explicit offset" is an offset that is used as an argument in explicit data access routines.

file size and end of file The *size* of an MPI file is measured in bytes from the beginning of the file. A newly created file has a size of zero bytes. Using the size as an absolute displacement gives the position of the byte immediately following the last byte in the file. For any given view, the *end of file* is the offset of the first etype accessible in the current view starting after the last byte in the file.

file pointer A *file pointer* is an implicit offset maintained by MPI. “Individual file pointers” are file pointers that are local to each process that opened the file. A “shared file pointer” is a file pointer that is shared by the group of processes that opened the file.

file handle A *file handle* is an opaque object created by `MPI_FILE_OPEN` and freed by `MPI_FILE_CLOSE`. All operations on an open file reference the file through the file handle.

13.2 File Manipulation

13.2.1 Opening a File

`MPI_FILE_OPEN(comm, filename, amode, info, fh)`

IN	<code>comm</code>	communicator (handle)
IN	<code>filename</code>	name of file to open (string)
IN	<code>amode</code>	file access mode (integer)
IN	<code>info</code>	info object (handle)
OUT	<code>fh</code>	new file handle (handle)

```
int MPI_File_open(MPI_Comm comm, const char *filename, int amode,
                 MPI_Info info, MPI_File *fh)
```

```
MPI_File_open(comm, filename, amode, info, fh, ierror) BIND(C)
```

```
TYPE(MPI_Comm), INTENT(IN) :: comm
CHARACTER(LEN=*), INTENT(IN) :: filename
INTEGER, INTENT(IN) :: amode
TYPE(MPI_Info), INTENT(IN) :: info
TYPE(MPI_File), INTENT(OUT) :: fh
INTEGER, OPTIONAL, INTENT(OUT) :: ierror
```

```
MPI_FILE_OPEN(COMM, FILENAME, AMODE, INFO, FH, IERROR)
```

```
CHARACTER*(*) FILENAME
INTEGER COMM, AMODE, INFO, FH, IERROR
```

`MPI_FILE_OPEN` opens the file identified by the file name `filename` on all processes in the `comm` communicator group. `MPI_FILE_OPEN` is a collective routine: all processes must provide the same value for `amode`, and all processes must provide `filenames` that reference the same file. (Values for `info` may vary.) `comm` must be an intracommunicator; it is erroneous to pass an intercommunicator to `MPI_FILE_OPEN`. Errors in `MPI_FILE_OPEN` are raised using the default file error handler (see Section 13.9 on page 550). A process can

1 open a file independently of other processes by using the `MPI_COMM_SELF` communicator.
 2 The file handle returned, `fh`, can be subsequently used to access the file until the file is
 3 closed using `MPI_FILE_CLOSE`. Before calling `MPI_FINALIZE`, the user is required to close
 4 (via `MPI_FILE_CLOSE`) all files that were opened with `MPI_FILE_OPEN`. Note that the
 5 communicator `comm` is unaffected by `MPI_FILE_OPEN` and continues to be usable in all
 6 MPI routines (e.g., `MPI_SEND`). Furthermore, the use of `comm` will not interfere with I/O
 7 behavior.

8 The format for specifying the file name in the `filename` argument is implementation
 9 dependent and must be documented by the implementation.

10 *Advice to implementors.* An implementation may require that `filename` include a
 11 string or strings specifying additional information about the file. Examples include
 12 the type of filesystem (e.g., a prefix of `ufs:`), a remote hostname (e.g., a prefix of
 13 `machine.univ.edu:`), or a file password (e.g., a suffix of `/PASSWORD=SECRET`). (*End*
 14 *of advice to implementors.*)

15 *Advice to users.* On some implementations of MPI, the file namespace may not be
 16 identical from all processes of all applications. For example, `"/tmp/foo"` may denote
 17 different files on different processes, or a single file may have many names, dependent
 18 on process location. The user is responsible for ensuring that a single file is referenced
 19 by the `filename` argument, as it may be impossible for an implementation to detect
 20 this type of namespace error. (*End of advice to users.*)

21 Initially, all processes view the file as a linear byte stream, and each process views data
 22 in its own native representation (no data representation conversion is performed). (POSIX
 23 files are linear byte streams in the native representation.) The file view can be changed via
 24 the `MPI_FILE_SET_VIEW` routine.

25 The following access modes are supported (specified in `amode`, a bit vector OR of the
 26 following integer constants):

- 27 • `MPI_MODE_RDONLY` — read only,
- 28 • `MPI_MODE_RDWR` — reading and writing,
- 29 • `MPI_MODE_WRONLY` — write only,
- 30 • `MPI_MODE_CREATE` — create the file if it does not exist,
- 31 • `MPI_MODE_EXCL` — error if creating file that already exists,
- 32 • `MPI_MODE_DELETE_ON_CLOSE` — delete file on close,
- 33 • `MPI_MODE_UNIQUE_OPEN` — file will not be concurrently opened elsewhere,
- 34 • `MPI_MODE_SEQUENTIAL` — file will only be accessed sequentially,
- 35 • `MPI_MODE_APPEND` — set initial position of all file pointers to end of file.

36 *Advice to users.* C users can use bit vector OR (`|`) to combine these constants; Fortran
 37 90 users can use the bit vector `IOR` intrinsic. Fortran 77 users can use (nonportably)
 38 bit vector `IOR` on systems that support it. Alternatively, Fortran users can portably
 39 use integer addition to OR the constants (each constant should appear at most once
 40 in the addition.). (*End of advice to users.*)

Advice to implementors. The values of these constants must be defined such that the bitwise OR and the sum of any distinct set of these constants is equivalent. (*End of advice to implementors.*)

The modes `MPI_MODE_RDONLY`, `MPI_MODE_RDWR`, `MPI_MODE_WRONLY`, `MPI_MODE_CREATE`, and `MPI_MODE_EXCL` have identical semantics to their POSIX counterparts [39]. Exactly one of `MPI_MODE_RDONLY`, `MPI_MODE_RDWR`, or `MPI_MODE_WRONLY`, must be specified. It is erroneous to specify `MPI_MODE_CREATE` or `MPI_MODE_EXCL` in conjunction with `MPI_MODE_RDONLY`; it is erroneous to specify `MPI_MODE_SEQUENTIAL` together with `MPI_MODE_RDWR`.

The `MPI_MODE_DELETE_ON_CLOSE` mode causes the file to be deleted (equivalent to performing an `MPI_FILE_DELETE`) when the file is closed.

The `MPI_MODE_UNIQUE_OPEN` mode allows an implementation to optimize access by eliminating the overhead of file locking. It is erroneous to open a file in this mode unless the file will not be concurrently opened elsewhere.

Advice to users. For `MPI_MODE_UNIQUE_OPEN`, *not opened elsewhere* includes both inside and outside the MPI environment. In particular, one needs to be aware of potential external events which may open files (e.g., automated backup facilities). When `MPI_MODE_UNIQUE_OPEN` is specified, the user is responsible for ensuring that no such external events take place. (*End of advice to users.*)

The `MPI_MODE_SEQUENTIAL` mode allows an implementation to optimize access to some sequential devices (tapes and network streams). It is erroneous to attempt nonsequential access to a file that has been opened in this mode.

Specifying `MPI_MODE_APPEND` only guarantees that all shared and individual file pointers are positioned at the initial end of file when `MPI_FILE_OPEN` returns. Subsequent positioning of file pointers is application dependent. In particular, the implementation does not ensure that all writes are appended.

Errors related to the access mode are raised in the class `MPI_ERR_AMODE`.

The `info` argument is used to provide information regarding file access patterns and file system specifics (see Section 13.2.8 on page 498). The constant `MPI_INFO_NULL` can be used when no `info` needs to be specified.

Advice to users. Some file attributes are inherently implementation dependent (e.g., file permissions). These attributes must be set using either the `info` argument or facilities outside the scope of MPI. (*End of advice to users.*)

Files are opened by default using nonatomic mode file consistency semantics (see Section 13.8.1 on page 540). The more stringent atomic mode consistency semantics, required for atomicity of conflicting accesses, can be set using `MPI_FILE_SET_ATOMICITY`.

13.2.2 Closing a File

`MPI_FILE_CLOSE(fh)`

INOUT `fh` file handle (handle)

```

1  int MPI_File_close(MPI_File *fh)
2
3  MPI_File_close(fh, ierror) BIND(C)
4      TYPE(MPI_File), INTENT(INOUT) :: fh
5      INTEGER, OPTIONAL, INTENT(OUT) :: ierror
6
7  MPI_FILE_CLOSE(FH, IERROR)
8      INTEGER FH, IERROR

```

MPI_FILE_CLOSE first synchronizes file state (equivalent to performing an MPI_FILE_SYNC), then closes the file associated with fh. The file is deleted if it was opened with access mode MPI_MODE_DELETE_ON_CLOSE (equivalent to performing an MPI_FILE_DELETE). MPI_FILE_CLOSE is a collective routine.

Advice to users. If the file is deleted on close, and there are other processes currently accessing the file, the status of the file and the behavior of future accesses by these processes are implementation dependent. (*End of advice to users.*)

The user is responsible for ensuring that all outstanding nonblocking requests and split collective operations associated with fh made by a process have completed before that process calls MPI_FILE_CLOSE.

The MPI_FILE_CLOSE routine deallocates the file handle object and sets fh to MPI_FILE_NULL.

13.2.3 Deleting a File

```

26  MPI_FILE_DELETE(filename, info)
27
28      IN          filename          name of file to delete (string)
29      IN          info              info object (handle)
30
31  int MPI_File_delete(const char *filename, MPI_Info info)
32
33  MPI_File_delete(filename, info, ierror) BIND(C)
34      CHARACTER(LEN=*), INTENT(IN) :: filename
35      TYPE(MPI_Info), INTENT(IN) :: info
36      INTEGER, OPTIONAL, INTENT(OUT) :: ierror
37
38  MPI_FILE_DELETE(FILENAME, INFO, IERROR)
39      CHARACTER*(*) FILENAME
40      INTEGER INFO, IERROR

```

MPI_FILE_DELETE deletes the file identified by the file name filename. If the file does not exist, MPI_FILE_DELETE raises an error in the class MPI_ERR_NO_SUCH_FILE.

The info argument can be used to provide information regarding file system specifics (see Section 13.2.8 on page 498). The constant MPI_INFO_NULL refers to the null info, and can be used when no info needs to be specified.

If a process currently has the file open, the behavior of any access to the file (as well as the behavior of any outstanding accesses) is implementation dependent. In addition, whether an open file is deleted or not is also implementation dependent. If the file is not

deleted, an error in the class `MPI_ERR_FILE_IN_USE` or `MPI_ERR_ACCESS` will be raised. Errors are raised using the default error handler (see Section 13.9 on page 550).

13.2.4 Resizing a File

`MPI_FILE_SET_SIZE(fh, size)`

INOUT	fh	file handle (handle)
IN	size	size to truncate or expand file (integer)

`int MPI_File_set_size(MPI_File fh, MPI_Offset size)`

`MPI_File_set_size(fh, size, ierror) BIND(C)`
`TYPE(MPI_File), INTENT(IN) :: fh`
`INTEGER(KIND=MPI_OFFSET_KIND), INTENT(IN) :: size`
`INTEGER, OPTIONAL, INTENT(OUT) :: ierror`

`MPI_FILE_SET_SIZE(FH, SIZE, IERROR)`
`INTEGER FH, IERROR`
`INTEGER(KIND=MPI_OFFSET_KIND) SIZE`

`MPI_FILE_SET_SIZE` resizes the file associated with the file handle `fh`. `size` is measured in bytes from the beginning of the file. `MPI_FILE_SET_SIZE` is collective; all processes in the group must pass identical values for `size`.

If `size` is smaller than the current file size, the file is truncated at the position defined by `size`. The implementation is free to deallocate file blocks located beyond this position.

If `size` is larger than the current file size, the file size becomes `size`. Regions of the file that have been previously written are unaffected. The values of data in the new regions in the file (those locations with displacements between old file size and `size`) are undefined. It is implementation dependent whether the `MPI_FILE_SET_SIZE` routine allocates file space — use `MPI_FILE_PREALLOCATE` to force file space to be reserved.

`MPI_FILE_SET_SIZE` does not affect the individual file pointers or the shared file pointer. If `MPI_MODE_SEQUENTIAL` mode was specified when the file was opened, it is erroneous to call this routine.

Advice to users. It is possible for the file pointers to point beyond the end of file after a `MPI_FILE_SET_SIZE` operation truncates a file. This is valid, and equivalent to seeking beyond the current end of file. (*End of advice to users.*)

All nonblocking requests and split collective operations on `fh` must be completed before calling `MPI_FILE_SET_SIZE`. Otherwise, calling `MPI_FILE_SET_SIZE` is erroneous. As far as consistency semantics are concerned, `MPI_FILE_SET_SIZE` is a write operation that conflicts with operations that access bytes at displacements between the old and new file sizes (see Section 13.8.1 on page 540).

13.2.5 Preallocating Space for a File

MPI_FILE_PREALLOCATE(fh, size)

INOUT	fh	file handle (handle)
IN	size	size to preallocate file (integer)

```
int MPI_File_preallocate(MPI_File fh, MPI_Offset size)
```

```
MPI_File_preallocate(fh, size, ierror) BIND(C)
  TYPE(MPI_File), INTENT(IN) :: fh
  INTEGER(KIND=MPI_OFFSET_KIND), INTENT(IN) :: size
  INTEGER, OPTIONAL, INTENT(OUT) :: ierror
```

```
MPI_FILE_PREALLOCATE(FH, SIZE, IERROR)
  INTEGER FH, IERROR
  INTEGER(KIND=MPI_OFFSET_KIND) SIZE
```

MPI_FILE_PREALLOCATE ensures that storage space is allocated for the first `size` bytes of the file associated with `fh`. MPI_FILE_PREALLOCATE is collective; all processes in the group must pass identical values for `size`. Regions of the file that have previously been written are unaffected. For newly allocated regions of the file, MPI_FILE_PREALLOCATE has the same effect as writing undefined data. If `size` is larger than the current file size, the file size increases to `size`. If `size` is less than or equal to the current file size, the file size is unchanged.

The treatment of file pointers, pending nonblocking accesses, and file consistency is the same as with MPI_FILE_SET_SIZE. If MPI_MODE_SEQUENTIAL mode was specified when the file was opened, it is erroneous to call this routine.

Advice to users. In some implementations, file preallocation may be expensive. (*End of advice to users.*)

13.2.6 Querying the Size of a File

MPI_FILE_GET_SIZE(fh, size)

IN	fh	file handle (handle)
OUT	size	size of the file in bytes (integer)

```
int MPI_File_get_size(MPI_File fh, MPI_Offset *size)
```

```
MPI_File_get_size(fh, size, ierror) BIND(C)
  TYPE(MPI_File), INTENT(IN) :: fh
  INTEGER(KIND=MPI_OFFSET_KIND), INTENT(OUT) :: size
  INTEGER, OPTIONAL, INTENT(OUT) :: ierror
```

```
MPI_FILE_GET_SIZE(FH, SIZE, IERROR)
  INTEGER FH, IERROR
```

```
INTEGER(KIND=MPI_OFFSET_KIND) SIZE
```

MPI_FILE_GET_SIZE returns, in *size*, the current size in bytes of the file associated with the file handle *fh*. As far as consistency semantics are concerned, MPI_FILE_GET_SIZE is a data access operation (see Section 13.8.1 on page 540).

13.2.7 Querying File Parameters

```
MPI_FILE_GET_GROUP(fh, group)
```

```
IN      fh                file handle (handle)
OUT     group              group which opened the file (handle)
```

```
int MPI_File_get_group(MPI_File fh, MPI_Group *group)
```

```
MPI_File_get_group(fh, group, ierror) BIND(C)
  TYPE(MPI_File), INTENT(IN) :: fh
  TYPE(MPI_Group), INTENT(OUT) :: group
  INTEGER, OPTIONAL, INTENT(OUT) :: ierror
```

```
MPI_FILE_GET_GROUP(FH, GROUP, IERROR)
  INTEGER FH, GROUP, IERROR
```

MPI_FILE_GET_GROUP returns a duplicate of the group of the communicator used to open the file associated with *fh*. The group is returned in *group*. The user is responsible for freeing *group*.

```
MPI_FILE_GET_AMODE(fh, amode)
```

```
IN      fh                file handle (handle)
OUT     amode              file access mode used to open the file (integer)
```

```
int MPI_File_get_amode(MPI_File fh, int *amode)
```

```
MPI_File_get_amode(fh, amode, ierror) BIND(C)
  TYPE(MPI_File), INTENT(IN) :: fh
  INTEGER, INTENT(OUT) :: amode
  INTEGER, OPTIONAL, INTENT(OUT) :: ierror
```

```
MPI_FILE_GET_AMODE(FH, AMODE, IERROR)
  INTEGER FH, AMODE, IERROR
```

MPI_FILE_GET_AMODE returns, in *amode*, the access mode of the file associated with *fh*.

Example 13.1 In Fortran 77, decoding an *amode* bit vector will require a routine such as the following:

```

1      SUBROUTINE BIT_QUERY(TEST_BIT, MAX_BIT, AMODE, BIT_FOUND)
2      !
3      ! TEST IF THE INPUT TEST_BIT IS SET IN THE INPUT AMODE
4      ! IF SET, RETURN 1 IN BIT_FOUND, 0 OTHERWISE
5      !
6      INTEGER TEST_BIT, AMODE, BIT_FOUND, CP_AMODE, HIFOUND
7      BIT_FOUND = 0
8      CP_AMODE = AMODE
9      100 CONTINUE
10     LBIT = 0
11     HIFOUND = 0
12     DO 20 L = MAX_BIT, 0, -1
13         MATCHER = 2**L
14         IF (CP_AMODE .GE. MATCHER .AND. HIFOUND .EQ. 0) THEN
15             HIFOUND = 1
16             LBIT = MATCHER
17             CP_AMODE = CP_AMODE - MATCHER
18         END IF
19     20 CONTINUE
20     IF (HIFOUND .EQ. 1 .AND. LBIT .EQ. TEST_BIT) BIT_FOUND = 1
21     IF (BIT_FOUND .EQ. 0 .AND. HIFOUND .EQ. 1 .AND. &
22         CP_AMODE .GT. 0) GO TO 100
23     END
24

```

This routine could be called successively to decode `amode`, one bit at a time. For example, the following code fragment would check for `MPI_MODE_RDONLY`.

```

27     CALL BIT_QUERY(MPI_MODE_RDONLY, 30, AMODE, BIT_FOUND)
28     IF (BIT_FOUND .EQ. 1) THEN
29         PRINT *, ' FOUND READ-ONLY BIT IN AMODE=', AMODE
30     ELSE
31         PRINT *, ' READ-ONLY BIT NOT FOUND IN AMODE=', AMODE
32     END IF
33

```

13.2.8 File Info

Hints specified via `info` (see Chapter 9 on page 365) allow a user to provide information such as file access patterns and file system specifics to direct optimization. Providing hints may enable an implementation to deliver increased I/O performance or minimize the use of system resources. However, hints do not change the semantics of any of the I/O interfaces. In other words, an implementation is free to ignore all hints. Hints are specified on a per file basis, in `MPI_FILE_OPEN`, `MPI_FILE_DELETE`, `MPI_FILE_SET_VIEW`, and `MPI_FILE_SET_INFO`, via the opaque `info` object. When an `info` object that specifies a subset of valid hints is passed to `MPI_FILE_SET_VIEW` or `MPI_FILE_SET_INFO`, there will be no effect on previously set or defaulted hints that the `info` does not specify.

Advice to implementors. It may happen that a program is coded with hints for one system, and later executes on another system that does not support these hints. In general, unsupported hints should simply be ignored. Needless to say, no hint can be

mandatory. However, for each hint used by a specific implementation, a default value must be provided when the user does not specify a value for this hint. (*End of advice to implementors.*)

MPI_FILE_SET_INFO(fh, info)

INOUT	fh	file handle (handle)
IN	info	info object (handle)

int MPI_File_set_info(MPI_File fh, MPI_Info info)

MPI_File_set_info(fh, info, ierror) BIND(C)
 TYPE(MPI_File), INTENT(IN) :: fh
 TYPE(MPI_Info), INTENT(IN) :: info
 INTEGER, OPTIONAL, INTENT(OUT) :: ierror

MPI_FILE_SET_INFO(FH, INFO, IERROR)
 INTEGER FH, INFO, IERROR

MPI_FILE_SET_INFO sets new values for the hints of the file associated with fh. MPI_FILE_SET_INFO is a collective routine. The info object may be different on each process, but any info entries that an implementation requires to be the same on all processes must appear with the same value in each process's info object.

Advice to users. Many info items that an implementation can use when it creates or opens a file cannot easily be changed once the file has been created or opened. Thus, an implementation may ignore hints issued in this call that it would have accepted in an open call. (*End of advice to users.*)

MPI_FILE_GET_INFO(fh, info_used)

IN	fh	file handle (handle)
OUT	info_used	new info object (handle)

int MPI_File_get_info(MPI_File fh, MPI_Info *info_used)

MPI_File_get_info(fh, info_used, ierror) BIND(C)
 TYPE(MPI_File), INTENT(IN) :: fh
 TYPE(MPI_Info), INTENT(OUT) :: info_used
 INTEGER, OPTIONAL, INTENT(OUT) :: ierror

MPI_FILE_GET_INFO(FH, INFO_USED, IERROR)
 INTEGER FH, INFO_USED, IERROR

MPI_FILE_GET_INFO returns a new info object containing the hints of the file associated with fh. The current setting of all hints actually used by the system related to this open file is returned in info_used. If no such hints exist, a handle to a newly created info object is returned that contains no key/value pairs. The user is responsible for freeing info_used via MPI_INFO_FREE.

1 *Advice to users.* The info object returned in `info_used` will contain all hints currently
 2 active for this file. This set of hints may be greater or smaller than the set of hints
 3 passed in to `MPI_FILE_OPEN`, `MPI_FILE_SET_VIEW`, or `MPI_FILE_SET_INFO`, as
 4 the system may not recognize some hints set by the user, and may recognize other
 5 hints that the user has not set. (*End of advice to users.*)

7 Reserved File Hints

8
 9 Some potentially useful hints (info key values) are outlined below. The following key values
 10 are reserved. An implementation is not required to interpret these key values, but if it does
 11 interpret the key value, it must provide the functionality described. (For more details on
 12 “info,” see Chapter 9 on page 365.)

13 These hints mainly affect access patterns and the layout of data on parallel I/O devices.
 14 For each hint name introduced, we describe the purpose of the hint, and the type of the hint
 15 value. The “[**SAME**]” annotation specifies that the hint values provided by all participating
 16 processes must be identical; otherwise the program is erroneous. In addition, some hints are
 17 context dependent, and are only used by an implementation at specific times (e.g., `file_perm`
 18 is only useful during file creation).

19 **access_style (comma separated list of strings):** This hint specifies the manner in which
 20 the file will be accessed until the file is closed or until the `access_style` key value is
 21 altered. The hint value is a comma separated list of the following: `read_once`, `write_once`,
 22 `read_mostly`, `write_mostly`, `sequential`, `reverse_sequential`, and `random`.

24 **collective_buffering (boolean) [SAME]:** This hint specifies whether the application may
 25 benefit from collective buffering. Collective buffering is an optimization performed
 26 on collective accesses. Accesses to the file are performed on behalf of all processes in
 27 the group by a number of target nodes. These target nodes coalesce small requests
 28 into large disk accesses. Valid values for this key are `true` and `false`. Collective buffering
 29 parameters are further directed via additional hints: `cb_block_size`, `cb_buffer_size`, and
 30 `cb_nodes`.

31 **cb_block_size (integer) [SAME]:** This hint specifies the block size to be used for collective
 32 buffering file access. *Target nodes* access data in chunks of this size. The chunks are
 33 distributed among target nodes in a round-robin (cyclic) pattern.

35 **cb_buffer_size (integer) [SAME]:** This hint specifies the total buffer space that can be used
 36 for collective buffering on each target node, usually a multiple of `cb_block_size`.

38 **cb_nodes (integer) [SAME]:** This hint specifies the number of target nodes to be used for
 39 collective buffering.

40 **chunked (comma separated list of integers) [SAME]:** This hint specifies that the file
 41 consists of a multidimensional array that is often accessed by subarrays. The value
 42 for this hint is a comma separated list of array dimensions, starting from the most
 43 significant one (for an array stored in row-major order, as in C, the most significant
 44 dimension is the first one; for an array stored in column-major order, as in Fortran, the
 45 most significant dimension is the last one, and array dimensions should be reversed).

47 **chunked_item (comma separated list of integers) [SAME]:** This hint specifies the size
 48 of each array entry, in bytes.

`chunked_size` (**comma separated list of integers**) [**SAME**]: This hint specifies the dimensions of the subarrays. This is a comma separated list of array dimensions, starting from the most significant one.

`filename` (**string**): This hint specifies the file name used when the file was opened. If the implementation is capable of returning the file name of an open file, it will be returned using this key by `MPI_FILE_GET_INFO`. This key is ignored when passed to `MPI_FILE_OPEN`, `MPI_FILE_SET_VIEW`, `MPI_FILE_SET_INFO`, and `MPI_FILE_DELETE`.

`file_perm` (**string**) [**SAME**]: This hint specifies the file permissions to use for file creation. Setting this hint is only useful when passed to `MPI_FILE_OPEN` with an `amode` that includes `MPI_MODE_CREATE`. The set of valid values for this key is implementation dependent.

`io_node_list` (**comma separated list of strings**) [**SAME**]: This hint specifies the list of I/O devices that should be used to store the file. This hint is most relevant when the file is created.

`nb_proc` (**integer**) [**SAME**]: This hint specifies the number of parallel processes that will typically be assigned to run programs that access this file. This hint is most relevant when the file is created.

`num_io_nodes` (**integer**) [**SAME**]: This hint specifies the number of I/O devices in the system. This hint is most relevant when the file is created.

`striping_factor` (**integer**) [**SAME**]: This hint specifies the number of I/O devices that the file should be striped across, and is relevant only when the file is created.

`striping_unit` (**integer**) [**SAME**]: This hint specifies the suggested striping unit to be used for this file. The striping unit is the amount of consecutive data assigned to one I/O device before progressing to the next device, when striping across a number of devices. It is expressed in bytes. This hint is relevant only when the file is created.

13.3 File Views

`MPI_FILE_SET_VIEW(fh, disp, etype, filetype, datarep, info)`

INOUT	<code>fh</code>	file handle (handle)
IN	<code>disp</code>	displacement (integer)
IN	<code>etype</code>	elementary datatype (handle)
IN	<code>filetype</code>	filetype (handle)
IN	<code>datarep</code>	data representation (string)
IN	<code>info</code>	info object (handle)

```
int MPI_File_set_view(MPI_File fh, MPI_Offset disp, MPI_Datatype etype,
                    MPI_Datatype filetype, const char *datarep, MPI_Info info)
```

```

1 MPI_File_set_view(fh, disp, etype, filetype, datarep, info, ierror) BIND(C)
2   TYPE(MPI_File), INTENT(IN) :: fh
3   INTEGER(KIND=MPI_OFFSET_KIND), INTENT(IN) :: disp
4   TYPE(MPI_Datatype), INTENT(IN) :: etype, filetype
5   CHARACTER(LEN=*), INTENT(IN) :: datarep
6   TYPE(MPI_Info), INTENT(IN) :: info
7   INTEGER, OPTIONAL, INTENT(OUT) :: ierror
8
9 MPI_FILE_SET_VIEW(FH, DISP, ETYPE, FILETYPE, DATAREP, INFO, IERROR)
10  INTEGER FH, ETYPE, FILETYPE, INFO, IERROR
11  CHARACTER*(*) DATAREP
12  INTEGER(KIND=MPI_OFFSET_KIND) DISP

```

The `MPI_FILE_SET_VIEW` routine changes the process's view of the data in the file. The start of the view is set to `disp`; the type of data is set to `etype`; the distribution of data to processes is set to `filetype`; and the representation of data in the file is set to `datarep`. In addition, `MPI_FILE_SET_VIEW` resets the individual file pointers and the shared file pointer to zero. `MPI_FILE_SET_VIEW` is collective; the values for `datarep` and the extents of `etype` in the file data representation must be identical on all processes in the group; values for `disp`, `filetype`, and `info` may vary. The datatypes passed in `etype` and `filetype` must be committed.

The `etype` always specifies the data layout in the file. If `etype` is a portable datatype (see Section 2.4 on page 11), the extent of `etype` is computed by scaling any displacements in the datatype to match the file data representation. If `etype` is not a portable datatype, no scaling is done when computing the extent of `etype`. The user must be careful when using nonportable `etypes` in heterogeneous environments; see Section 13.7.1 on page 532 for further details.

If `MPI_MODE_SEQUENTIAL` mode was specified when the file was opened, the special displacement `MPI_DISPLACEMENT_CURRENT` must be passed in `disp`. This sets the displacement to the current position of the shared file pointer. `MPI_DISPLACEMENT_CURRENT` is invalid unless the `amode` for the file has `MPI_MODE_SEQUENTIAL` set.

Rationale. For some sequential files, such as those corresponding to magnetic tapes or streaming network connections, the *displacement* may not be meaningful. `MPI_DISPLACEMENT_CURRENT` allows the view to be changed for these types of files. (*End of rationale.*)

Advice to implementors. It is expected that a call to `MPI_FILE_SET_VIEW` will immediately follow `MPI_FILE_OPEN` in numerous instances. A high-quality implementation will ensure that this behavior is efficient. (*End of advice to implementors.*)

The `disp` displacement argument specifies the position (absolute offset in bytes from the beginning of the file) where the view begins.

Advice to users. `disp` can be used to skip headers or when the file includes a sequence of data segments that are to be accessed in different patterns (see Figure 13.3). Separate views, each using a different displacement and `filetype`, can be used to access each segment.

(*End of advice to users.*)

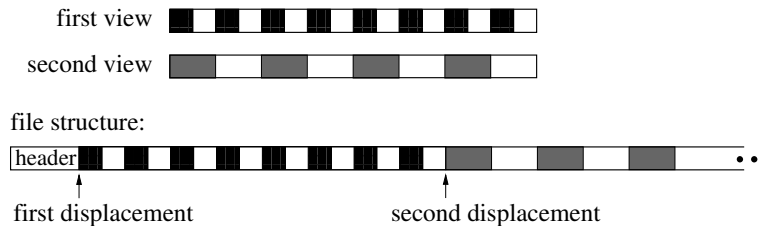


Figure 13.3: Displacements

An *etype* (*elementary datatype*) is the unit of data access and positioning. It can be any MPI predefined or derived datatype. Derived etypes can be constructed by using any of the MPI datatype constructor routines, provided all resulting typemap displacements are non-negative and monotonically nondecreasing. Data access is performed in etype units, reading or writing whole data items of type etype. Offsets are expressed as a count of etypes; file pointers point to the beginning of etypes.

Advice to users. In order to ensure interoperability in a heterogeneous environment, additional restrictions must be observed when constructing the etype (see Section 13.6 on page 530). (*End of advice to users.*)

A filetype is either a single etype or a derived MPI datatype constructed from multiple instances of the same etype. In addition, the extent of any hole in the filetype must be a multiple of the etype’s extent. These displacements are not required to be distinct, but they cannot be negative, and they must be monotonically nondecreasing.

If the file is opened for writing, neither the etype nor the filetype is permitted to contain overlapping regions. This restriction is equivalent to the “datatype used in a receive cannot specify overlapping regions” restriction for communication. Note that filetypes from different processes may still overlap each other.

If a filetype has holes in it, then the data in the holes is inaccessible to the calling process. However, the `disp`, `etype`, and `filetype` arguments can be changed via future calls to `MPI_FILE_SET_VIEW` to access a different part of the file.

It is erroneous to use absolute addresses in the construction of the etype and filetype.

The `info` argument is used to provide information regarding file access patterns and file system specifics to direct optimization (see Section 13.2.8 on page 498). The constant `MPI_INFO_NULL` refers to the null info and can be used when no info needs to be specified.

The `datarep` argument is a string that specifies the representation of data in the file. See the file interoperability section (Section 13.6 on page 530) for details and a discussion of valid values.

The user is responsible for ensuring that all nonblocking requests and split collective operations on `fh` have been completed before calling `MPI_FILE_SET_VIEW` — otherwise, the call to `MPI_FILE_SET_VIEW` is erroneous.

```

1 MPI_FILE_GET_VIEW(fh, disp, etype, filetype, datarep)
2     IN      fh                file handle (handle)
3
4     OUT    disp              displacement (integer)
5
6     OUT    etype             elementary datatype (handle)
7
8     OUT    filetype          filetype (handle)
9
10    OUT    datarep           data representation (string)

```

```

10 int MPI_File_get_view(MPI_File fh, MPI_Offset *disp, MPI_Datatype *etype,
11                      MPI_Datatype *filetype, char *datarep)

```

```

12 MPI_File_get_view(fh, disp, etype, filetype, datarep, ierror) BIND(C)
13     TYPE(MPI_File), INTENT(IN) :: fh
14     INTEGER(KIND=MPI_OFFSET_KIND), INTENT(OUT) :: disp
15     TYPE(MPI_Datatype), INTENT(OUT) :: etype, filetype
16     CHARACTER(LEN=*), INTENT(OUT) :: datarep
17     INTEGER, OPTIONAL, INTENT(OUT) :: ierror

```

```

19 MPI_FILE_GET_VIEW(FH, DISP, ETYPE, FILETYPE, DATAREP, IERROR)
20     INTEGER FH, ETYPE, FILETYPE, IERROR
21     CHARACTER*(*) DATAREP
22     INTEGER(KIND=MPI_OFFSET_KIND) DISP

```

MPI_FILE_GET_VIEW returns the process's view of the data in the file. The current value of the displacement is returned in `disp`. The `etype` and `filetype` are new datatypes with typemaps equal to the typemaps of the current `etype` and `filetype`, respectively.

The data representation is returned in `datarep`. The user is responsible for ensuring that `datarep` is large enough to hold the returned data representation string. The length of a data representation string is limited to the value of `MPI_MAX_DATAREP_STRING`.

In addition, if a portable datatype was used to set the current view, then the corresponding datatype returned by `MPI_FILE_GET_VIEW` is also a portable datatype. If `etype` or `filetype` are derived datatypes, the user is responsible for freeing them. The `etype` and `filetype` returned are both in a committed state.

13.4 Data Access

13.4.1 Data Access Routines

Data is moved between files and processes by issuing read and write calls. There are three orthogonal aspects to data access: positioning (explicit offset *vs.* implicit file pointer), synchronism (blocking *vs.* nonblocking and split collective), and coordination (noncollective *vs.* collective). The following combinations of these data access routines, including two types of file pointers (individual and shared) are provided in Table 13.1.

POSIX `read()/fread()` and `write()/fwrite()` are blocking, noncollective operations and use individual file pointers. The MPI equivalents are `MPI_FILE_READ` and `MPI_FILE_WRITE`.

Implementations of data access routines may buffer data to improve performance. This does not affect reads, as the data is always available in the user's buffer after a read operation

positioning	synchronism	coordination	
		noncollective	collective
explicit offsets	blocking	MPI_FILE_READ_AT MPI_FILE_WRITE_AT	MPI_FILE_READ_AT_ALL MPI_FILE_WRITE_AT_ALL
	nonblocking & split collective	MPI_FILE_IREAD_AT MPI_FILE_IWRITE_AT	MPI_FILE_READ_AT_ALL_BEGIN MPI_FILE_READ_AT_ALL_END MPI_FILE_WRITE_AT_ALL_BEGIN MPI_FILE_WRITE_AT_ALL_END
individual file pointers	blocking	MPI_FILE_READ MPI_FILE_WRITE	MPI_FILE_READ_ALL MPI_FILE_WRITE_ALL
	nonblocking & split collective	MPI_FILE_IREAD MPI_FILE_IWRITE	MPI_FILE_READ_ALL_BEGIN MPI_FILE_READ_ALL_END MPI_FILE_WRITE_ALL_BEGIN MPI_FILE_WRITE_ALL_END
shared file pointer	blocking	MPI_FILE_READ_SHARED MPI_FILE_WRITE_SHARED	MPI_FILE_READ_ORDERED MPI_FILE_WRITE_ORDERED
	nonblocking & split collective	MPI_FILE_IREAD_SHARED MPI_FILE_IWRITE_SHARED	MPI_FILE_READ_ORDERED_BEGIN MPI_FILE_READ_ORDERED_END MPI_FILE_WRITE_ORDERED_BEGIN MPI_FILE_WRITE_ORDERED_END

Table 13.1: Data access routines

completes. For writes, however, the `MPI_FILE_SYNC` routine provides the only guarantee that data has been transferred to the storage device.

Positioning

MPI provides three types of positioning for data access routines: explicit offsets, individual file pointers, and shared file pointers. The different positioning methods may be mixed within the same program and do not affect each other.

The data access routines that accept explicit offsets contain `_AT` in their name (e.g., `MPI_FILE_WRITE_AT`). Explicit offset operations perform data access at the file position given directly as an argument — no file pointer is used nor updated. Note that this is not equivalent to an atomic seek-and-read or seek-and-write operation, as no “seek” is issued. Operations with explicit offsets are described in Section 13.5.1 on page 507.

The names of the individual file pointer routines contain no positional qualifier (e.g., `MPI_FILE_WRITE`). Operations with individual file pointers are described in Section 13.5.2 on page 511. The data access routines that use shared file pointers contain `_SHARED` or `_ORDERED` in their name (e.g., `MPI_FILE_WRITE_SHARED`). Operations with shared file pointers are described in

13.5

13.5.3.

The main semantic issues with MPI-maintained file pointers are how and when they are updated by I/O operations. In general, each I/O operation leaves the file pointer pointing to the next data item after the last one that is accessed by the operation. In a nonblocking or split collective operation, the pointer is updated by the call that initiates the I/O, possibly before the access completes.

More formally,

$$new_file_offset = old_file_offset + \frac{elements(datatype)}{elements(etype)} \times count$$

where *count* is the number of *datatype* items to be accessed, *elements(X)* is the number of predefined datatypes in the typemap of *X*, and *old_file_offset* is the value of the implicit

1 offset before the call. The file position, *new_file_offset*, is in terms of a count of etypes
2 relative to the current view.

4 Synchronism

5 MPI supports blocking and nonblocking I/O routines.

6 A *blocking* I/O call will not return until the I/O request is completed.

7 A *nonblocking* I/O call initiates an I/O operation, but does not wait for it to complete.
8 Given suitable hardware, this allows the transfer of data out of and into the user's buffer
9 to proceed concurrently with computation. A separate *request complete* call (MPI_WAIT,
10 MPI_TEST, or any of their variants) is needed to complete the I/O request, i.e., to confirm
11 that the data has been read or written and that it is safe for the user to reuse the buffer.
12 The nonblocking versions of the routines are named MPI_FILE_IXXX, where the I stands for
13 immediate.

14 It is erroneous to access the local buffer of a nonblocking data access operation, or to
15 use that buffer as the source or target of other communications, between the initiation and
16 completion of the operation.

17 The split collective routines support a restricted form of “nonblocking” operations for
18 collective data access (see Section 13.5.4 on page 523).

20 Coordination

21 Every noncollective data access routine MPI_FILE_XXX has a collective counterpart. For
22 most routines, this counterpart is MPI_FILE_XXX_ALL or a pair of MPI_FILE_XXX_BEGIN
23 and MPI_FILE_XXX_END. The counterparts to the MPI_FILE_XXX_SHARED routines are
24 MPI_FILE_XXX_ORDERED.

25 The completion of a noncollective call only depends on the activity of the calling pro-
26 cess. However, the completion of a collective call (which must be called by all members of
27 the process group) may depend on the activity of the other processes participating in the
28 collective call. See Section 13.8.4 on page 544 for rules on semantics of collective calls.

29 Collective operations may perform much better than their noncollective counterparts,
30 as global data accesses have significant potential for automatic optimization.

33 Data Access Conventions

34 Data is moved between files and processes by calling read and write routines. Read routines
35 move data from a file into memory. Write routines move data from memory into a file. The
36 file is designated by a file handle, *fh*. The location of the file data is specified by an offset
37 into the current view. The data in memory is specified by a triple: *buf*, *count*, and *datatype*.
38 Upon completion, the amount of data accessed by the calling process is returned in a *status*.

39 An offset designates the starting position in the file for an access. The offset is always in
40 etype units relative to the current view. Explicit offset routines pass *offset* as an argument
41 (negative values are erroneous). The file pointer routines use implicit offsets maintained by
42 MPI.

43 A data access routine attempts to transfer (read or write) *count* data items of type
44 *datatype* between the user's buffer *buf* and the file. The *datatype* passed to the routine
45 must be a committed datatype. The layout of data in memory corresponding to *buf*, *count*,
46 *datatype* is interpreted the same way as in MPI communication functions; see Section 3.2.2
47 on page 25 and Section 4.1.11 on page 111. The data is accessed from those parts of the file
48

specified by the current view (Section 13.3 on page 501). The type signature of `datatype` must match the type signature of some number of contiguous copies of the `etype` of the current view. As in a receive, it is erroneous to specify a `datatype` for reading that contains overlapping regions (areas of memory which would be stored into more than once).

The nonblocking data access routines indicate that MPI can start a data access and associate a request handle, `request`, with the I/O operation. Nonblocking operations are completed via `MPI_TEST`, `MPI_WAIT`, or any of their variants.

Data access operations, when completed, return the amount of data accessed in `status`.

Advice to users. To prevent problems with the argument copying and register optimization done by Fortran compilers, please note the hints in Sections 17.1.10–17.1.20. (*End of advice to users.*)

For blocking routines, `status` is returned directly. For nonblocking routines and split collective routines, `status` is returned when the operation is completed. The number of `datatype` entries and predefined elements accessed by the calling process can be extracted from `status` by using `MPI_GET_COUNT` and `MPI_GET_ELEMENTS` (or `MPI_GET_ELEMENTS_X`), respectively. The interpretation of the `MPI_ERROR` field is the same as for other operations — normally undefined, but meaningful if an MPI routine returns `MPI_ERR_IN_STATUS`. The user can pass (in C and Fortran) `MPI_STATUS_IGNORE` in the `status` argument if the return value of this argument is not needed. The `status` can be passed to `MPI_TEST_CANCELLED` to determine if the operation was cancelled. All other fields of `status` are undefined.

When reading, a program can detect the end of file by noting that the amount of data read is less than the amount requested. Writing past the end of file increases the file size. The amount of data accessed will be the amount requested, unless an error is raised (or a read reaches the end of file).

13.5.1 Data Access with Explicit Offsets

If `MPI_MODE_SEQUENTIAL` mode was specified when the file was opened, it is erroneous to call the routines in this section.

`MPI_FILE_READ_AT(fh, offset, buf, count, datatype, status)`

IN	<code>fh</code>	file handle (handle)
IN	<code>offset</code>	file offset (integer)
OUT	<code>buf</code>	initial address of buffer (choice)
IN	<code>count</code>	number of elements in buffer (integer)
IN	<code>datatype</code>	datatype of each buffer element (handle)
OUT	<code>status</code>	status object (Status)

```
int MPI_File_read_at(MPI_File fh, MPI_Offset offset, void *buf, int count,
                    MPI_Datatype datatype, MPI_Status *status)
```

```
MPI_File_read_at(fh, offset, buf, count, datatype, status, ierror) BIND(C)
    TYPE(MPI_File), INTENT(IN) :: fh
```

```

1     INTEGER(KIND=MPI_OFFSET_KIND), INTENT(IN) :: offset
2     TYPE(*), DIMENSION(..) :: buf
3     INTEGER, INTENT(IN) :: count
4     TYPE(MPI_Datatype), INTENT(IN) :: datatype
5     TYPE(MPI_Status) :: status
6     INTEGER, OPTIONAL, INTENT(OUT) :: ierror
7
8 MPI_FILE_READ_AT(FH, OFFSET, BUF, COUNT, DATATYPE, STATUS, IERROR)
9     <type> BUF(*)
10    INTEGER FH, COUNT, DATATYPE, STATUS(MPI_STATUS_SIZE), IERROR
11    INTEGER(KIND=MPI_OFFSET_KIND) OFFSET

```

MPI_FILE_READ_AT reads a file beginning at the position specified by offset.

```

14 MPI_FILE_READ_AT_ALL(fh, offset, buf, count, datatype, status)
15
16     IN      fh                file handle (handle)
17
18     IN      offset            file offset (integer)
19
20     OUT     buf                initial address of buffer (choice)
21
22     IN      count              number of elements in buffer (integer)
23
24     IN      datatype           datatype of each buffer element (handle)
25
26     OUT     status             status object (Status)
27
28 int MPI_File_read_at_all(MPI_File fh, MPI_Offset offset, void *buf,
29     int count, MPI_Datatype datatype, MPI_Status *status)
30
31 MPI_File_read_at_all(fh, offset, buf, count, datatype, status, ierror)
32     BIND(C)
33     TYPE(MPI_File), INTENT(IN) :: fh
34     INTEGER(KIND=MPI_OFFSET_KIND), INTENT(IN) :: offset
35     TYPE(*), DIMENSION(..) :: buf
36     INTEGER, INTENT(IN) :: count
37     TYPE(MPI_Datatype), INTENT(IN) :: datatype
38     TYPE(MPI_Status) :: status
39     INTEGER, OPTIONAL, INTENT(OUT) :: ierror
40
41 MPI_FILE_READ_AT_ALL(FH, OFFSET, BUF, COUNT, DATATYPE, STATUS, IERROR)
42     <type> BUF(*)
43     INTEGER FH, COUNT, DATATYPE, STATUS(MPI_STATUS_SIZE), IERROR
44     INTEGER(KIND=MPI_OFFSET_KIND) OFFSET

```

MPI_FILE_READ_AT_ALL is a collective version of the blocking MPI_FILE_READ_AT interface.

```

44
45
46
47
48

```

```

MPI_FILE_WRITE_AT(fh, offset, buf, count, datatype, status) 1
    INOUT fh file handle (handle) 2
    IN offset file offset (integer) 3
    IN buf initial address of buffer (choice) 4
    IN count number of elements in buffer (integer) 5
    IN datatype datatype of each buffer element (handle) 6
    OUT status status object (Status) 7
    8
    9
    10
int MPI_File_write_at(MPI_File fh, MPI_Offset offset, const void *buf, 11
    int count, MPI_Datatype datatype, MPI_Status *status) 12
    13
MPI_File_write_at(fh, offset, buf, count, datatype, status, ierror) BIND(C) 14
    TYPE(MPI_File), INTENT(IN) :: fh 15
    INTEGER(KIND=MPI_OFFSET_KIND), INTENT(IN) :: offset 16
    TYPE(*), DIMENSION(..), INTENT(IN) :: buf 17
    INTEGER, INTENT(IN) :: count 18
    TYPE(MPI_Datatype), INTENT(IN) :: datatype 19
    TYPE(MPI_Status) :: status 20
    INTEGER, OPTIONAL, INTENT(OUT) :: ierror 21
    22
MPI_FILE_WRITE_AT(FH, OFFSET, BUF, COUNT, DATATYPE, STATUS, IERROR) 23
    <type> BUF(*) 24
    INTEGER FH, COUNT, DATATYPE, STATUS(MPI_STATUS_SIZE), IERROR 25
    INTEGER(KIND=MPI_OFFSET_KIND) OFFSET 26
    27
    MPI_FILE_WRITE_AT writes a file beginning at the position specified by offset. 28
    29
MPI_FILE_WRITE_AT_ALL(fh, offset, buf, count, datatype, status) 30
    INOUT fh file handle (handle) 31
    IN offset file offset (integer) 32
    IN buf initial address of buffer (choice) 33
    IN count number of elements in buffer (integer) 34
    IN datatype datatype of each buffer element (handle) 35
    OUT status status object (Status) 36
    37
    38
int MPI_File_write_at_all(MPI_File fh, MPI_Offset offset, const void *buf, 39
    int count, MPI_Datatype datatype, MPI_Status *status) 40
    41
MPI_File_write_at_all(fh, offset, buf, count, datatype, status, ierror) 42
    BIND(C) 43
    TYPE(MPI_File), INTENT(IN) :: fh 44
    INTEGER(KIND=MPI_OFFSET_KIND), INTENT(IN) :: offset 45
    TYPE(*), DIMENSION(..), INTENT(IN) :: buf 46
    INTEGER, INTENT(IN) :: count 47
    TYPE(MPI_Datatype), INTENT(IN) :: datatype 48

```

```

1     TYPE(MPI_Status) :: status
2     INTEGER, OPTIONAL, INTENT(OUT) :: ierror
3
4     MPI_FILE_WRITE_AT_ALL(FH, OFFSET, BUF, COUNT, DATATYPE, STATUS, IERROR)
5     <type> BUF(*)
6     INTEGER FH, COUNT, DATATYPE, STATUS(MPI_STATUS_SIZE), IERROR
7     INTEGER(KIND=MPI_OFFSET_KIND) OFFSET
8
9     MPI_FILE_WRITE_AT_ALL is a collective version of the blocking
10    MPI_FILE_WRITE_AT interface.
11
12    MPI_FILE_IREAD_AT(fh, offset, buf, count, datatype, request)
13
14    IN      fh                file handle (handle)
15    IN      offset            file offset (integer)
16    OUT     buf                initial address of buffer (choice)
17    IN      count              number of elements in buffer (integer)
18    IN      datatype           datatype of each buffer element (handle)
19    OUT     request            request object (handle)
20
21
22    int MPI_File_iread_at(MPI_File fh, MPI_Offset offset, void *buf, int count,
23                          MPI_Datatype datatype, MPI_Request *request)
24
25    MPI_File_iread_at(fh, offset, buf, count, datatype, request, ierror)
26    BIND(C)
27    TYPE(MPI_File), INTENT(IN) :: fh
28    INTEGER(KIND=MPI_OFFSET_KIND), INTENT(IN) :: offset
29    TYPE(*), DIMENSION(..), ASYNCHRONOUS :: buf
30    INTEGER, INTENT(IN) :: count
31    TYPE(MPI_Datatype), INTENT(IN) :: datatype
32    TYPE(MPI_Request), INTENT(OUT) :: request
33    INTEGER, OPTIONAL, INTENT(OUT) :: ierror
34
35    MPI_FILE_IREAD_AT(FH, OFFSET, BUF, COUNT, DATATYPE, REQUEST, IERROR)
36    <type> BUF(*)
37    INTEGER FH, COUNT, DATATYPE, REQUEST, IERROR
38    INTEGER(KIND=MPI_OFFSET_KIND) OFFSET
39
40    MPI_FILE_IREAD_AT is a nonblocking version of the MPI_FILE_READ_AT interface.
41
42
43
44
45
46
47
48

```

```

MPI_FILE_IWRITE_AT(fh, offset, buf, count, datatype, request) 1
    INOUT fh file handle (handle) 2
    IN offset file offset (integer) 3
    IN buf initial address of buffer (choice) 4
    IN count number of elements in buffer (integer) 5
    IN datatype datatype of each buffer element (handle) 6
    OUT request request object (handle) 7
    8
int MPI_File_ fwrite_at(MPI_File fh, MPI_Offset offset, const void *buf, 9
    int count, MPI_Datatype datatype, MPI_Request *request) 10
    11
MPI_File_ fwrite_at(fh, offset, buf, count, datatype, request, ierror) 12
    BIND(C) 13
    TYPE(MPI_File), INTENT(IN) :: fh 14
    INTEGER(KIND=MPI_OFFSET_KIND), INTENT(IN) :: offset 15
    TYPE(*), DIMENSION(..), INTENT(IN), ASYNCHRONOUS :: buf 16
    INTEGER, INTENT(IN) :: count 17
    TYPE(MPI_Datatype), INTENT(IN) :: datatype 18
    TYPE(MPI_Request), INTENT(OUT) :: request 19
    INTEGER, OPTIONAL, INTENT(OUT) :: ierror 20
    21
MPI_FILE_IWRITE_AT(FH, OFFSET, BUF, COUNT, DATATYPE, REQUEST, IERROR) 22
    <type> BUF(*) 23
    INTEGER FH, COUNT, DATATYPE, REQUEST, IERROR 24
    INTEGER(KIND=MPI_OFFSET_KIND) OFFSET 25
    26

```

MPI_FILE_IWRITE_AT is a nonblocking version of the MPI_FILE_WRITE_AT interface. 27

13.5.2 Data Access with Individual File Pointers 28

MPI maintains one individual file pointer per process per file handle. The current value of this pointer implicitly specifies the offset in the data access routines described in this section. These routines only use and update the individual file pointers maintained by MPI. The shared file pointer is not used nor updated. 29

The individual file pointer routines have the same semantics as the data access with explicit offset routines described in Section 13.5.1 on page 507, with the following modification: 30

- the offset is defined to be the current value of the MPI-maintained individual file pointer. 31

After an individual file pointer operation is initiated, the individual file pointer is updated to point to the next etype after the last one that will be accessed. The file pointer is updated relative to the current view of the file. 32

If MPI_MODE_SEQUENTIAL mode was specified when the file was opened, it is erroneous to call the routines in this section, with the exception of MPI_FILE_GET_BYTE_OFFSET. 33

```

1 MPI_FILE_READ(fh, buf, count, datatype, status)
2   INOUT   fh                file handle (handle)
3
4   OUT    buf                initial address of buffer (choice)
5
6   IN     count              number of elements in buffer (integer)
7
8   IN     datatype           datatype of each buffer element (handle)
9
10  OUT    status              status object (Status)
11
12
13 int MPI_File_read(MPI_File fh, void *buf, int count, MPI_Datatype datatype,
14                   MPI_Status *status)
15
16 MPI_File_read(fh, buf, count, datatype, status, ierror) BIND(C)
17   TYPE(MPI_File), INTENT(IN) :: fh
18   TYPE(*), DIMENSION(..) :: buf
19   INTEGER, INTENT(IN) :: count
20   TYPE(MPI_Datatype), INTENT(IN) :: datatype
21   TYPE(MPI_Status) :: status
22   INTEGER, OPTIONAL, INTENT(OUT) :: ierror
23
24 MPI_FILE_READ(FH, BUF, COUNT, DATATYPE, STATUS, IERROR)
25   <type> BUF(*)
26   INTEGER FH, COUNT, DATATYPE, STATUS(MPI_STATUS_SIZE), IERROR
27
28 MPI_FILE_READ reads a file using the individual file pointer.

```

Example 13.2 The following Fortran code fragment is an example of reading a file until the end of file is reached:

```

28 ! Read a preexisting input file until all data has been read.
29 ! Call routine "process_input" if all requested data is read.
30 ! The Fortran 90 "exit" statement exits the loop.
31
32   integer  bufsize, numread, totprocessed, status(MPI_STATUS_SIZE)
33   parameter (bufsize=100)
34   real     localbuffer(bufsize)
35   integer (kind=MPI_OFFSET_KIND) zero
36
37   zero = 0
38
39   call MPI_FILE_OPEN( MPI_COMM_WORLD, 'myoldfile', &
40                      MPI_MODE_RDONLY, MPI_INFO_NULL, myfh, ierr )
41   call MPI_FILE_SET_VIEW( myfh, zero, MPI_REAL, MPI_REAL, 'native', &
42                          MPI_INFO_NULL, ierr )
43   totprocessed = 0
44   do
45     call MPI_FILE_READ( myfh, localbuffer, bufsize, MPI_REAL, &
46                       status, ierr )
47     call MPI_GET_COUNT( status, MPI_REAL, numread, ierr )
48     call process_input( localbuffer, numread )

```

```

        totprocessed = totprocessed + numread      1
        if ( numread < bufsize ) exit              2
    enddo                                          3
                                                4
    write(6,1001) numread, bufsize, totprocessed  5
1001 format( "No more data:  read", I3, "and expected", I3, &  6
           "Processed total of", I6, "before terminating job." )  7
                                                8
    call MPI_FILE_CLOSE( myfh, ierr )            9
                                                10
                                                11
MPI_FILE_READ_ALL(fh, buf, count, datatype, status)  12
    INOUT   fh                file handle (handle)    14
    OUT     buf                initial address of buffer (choice)  15
    IN      count              number of elements in buffer (integer)  17
    IN      datatype           datatype of each buffer element (handle)  18
    OUT     status              status object (Status)  19
                                                20
int MPI_File_read_all(MPI_File fh, void *buf, int count,  21
                     MPI_Datatype datatype, MPI_Status *status)  22
                                                23
MPI_File_read_all(fh, buf, count, datatype, status, ierror) BIND(C)  24
    TYPE(MPI_File), INTENT(IN) :: fh                25
    TYPE(*), DIMENSION(..) :: buf                  26
    INTEGER, INTENT(IN) :: count                    27
    TYPE(MPI_Datatype), INTENT(IN) :: datatype      28
    TYPE(MPI_Status) :: status                       29
    INTEGER, OPTIONAL, INTENT(OUT) :: ierror        30
                                                31
MPI_FILE_READ_ALL(FH, BUF, COUNT, DATATYPE, STATUS, IERROR)  32
    <type> BUF(*)                                    33
    INTEGER FH, COUNT, DATATYPE, STATUS(MPI_STATUS_SIZE), IERROR  34
                                                35
    MPI_FILE_READ_ALL is a collective version of the blocking MPI_FILE_READ interface.  36
                                                37
MPI_FILE_WRITE(fh, buf, count, datatype, status)  38
    INOUT   fh                file handle (handle)    39
    IN      buf                initial address of buffer (choice)  40
    IN      count              number of elements in buffer (integer)  42
    IN      datatype           datatype of each buffer element (handle)  43
    OUT     status              status object (Status)  44
                                                45
int MPI_File_write(MPI_File fh, const void *buf, int count,  46
                  MPI_Datatype datatype, MPI_Status *status)  47
                                                48

```

```

1 MPI_File_write(fh, buf, count, datatype, status, ierror) BIND(C)
2   TYPE(MPI_File), INTENT(IN) :: fh
3   TYPE(*), DIMENSION(..), INTENT(IN) :: buf
4   INTEGER, INTENT(IN) :: count
5   TYPE(MPI_Datatype), INTENT(IN) :: datatype
6   TYPE(MPI_Status) :: status
7   INTEGER, OPTIONAL, INTENT(OUT) :: ierror
8
9 MPI_FILE_WRITE(FH, BUF, COUNT, DATATYPE, STATUS, IERROR)
10  <type> BUF(*)
11  INTEGER FH, COUNT, DATATYPE, STATUS(MPI_STATUS_SIZE), IERROR
12
13  MPI_FILE_WRITE writes a file using the individual file pointer.
14
15 MPI_FILE_WRITE_ALL(fh, buf, count, datatype, status)
16   INOUT   fh                file handle (handle)
17   IN      buf               initial address of buffer (choice)
18   IN      count             number of elements in buffer (integer)
19   IN      datatype          datatype of each buffer element (handle)
20   OUT     status             status object (Status)
21
22
23
24 int MPI_File_write_all(MPI_File fh, const void *buf, int count,
25                       MPI_Datatype datatype, MPI_Status *status)
26
27 MPI_File_write_all(fh, buf, count, datatype, status, ierror) BIND(C)
28   TYPE(MPI_File), INTENT(IN) :: fh
29   TYPE(*), DIMENSION(..), INTENT(IN) :: buf
30   INTEGER, INTENT(IN) :: count
31   TYPE(MPI_Datatype), INTENT(IN) :: datatype
32   TYPE(MPI_Status) :: status
33   INTEGER, OPTIONAL, INTENT(OUT) :: ierror
34
35 MPI_FILE_WRITE_ALL(FH, BUF, COUNT, DATATYPE, STATUS, IERROR)
36  <type> BUF(*)
37  INTEGER FH, COUNT, DATATYPE, STATUS(MPI_STATUS_SIZE), IERROR
38
39  MPI_FILE_WRITE_ALL is a collective version of the blocking MPI_FILE_WRITE inter-
40  face.
41
42
43
44
45
46
47
48

```



```

MPI_FILE_IREAD(fh, buf, count, datatype, request) 1
  INOUT fh file handle (handle) 2
  OUT buf initial address of buffer (choice) 3
  IN count number of elements in buffer (integer) 4
  IN datatype datatype of each buffer element (handle) 5
  OUT request request object (handle) 6
  7
  8
  9
int MPI_File_iread(MPI_File fh, void *buf, int count, 10
                  MPI_Datatype datatype, MPI_Request *request) 11
MPI_File_iread(fh, buf, count, datatype, request, ierror) BIND(C) 12
  TYPE(MPI_File), INTENT(IN) :: fh 13
  TYPE(*), DIMENSION(..), ASYNCHRONOUS :: buf 14
  INTEGER, INTENT(IN) :: count 15
  TYPE(MPI_Datatype), INTENT(IN) :: datatype 16
  TYPE(MPI_Request), INTENT(OUT) :: request 17
  INTEGER, OPTIONAL, INTENT(OUT) :: ierror 18
  19
MPI_FILE_IREAD(FH, BUF, COUNT, DATATYPE, REQUEST, IERROR) 20
  <type> BUF(*) 21
  INTEGER FH, COUNT, DATATYPE, REQUEST, IERROR 22
  23
  MPI_FILE_IREAD is a nonblocking version of the MPI_FILE_READ interface. 24
  25

```

Example 13.3 The following Fortran code fragment illustrates file pointer update semantics:

```

! Read the first twenty real words in a file into two local 28
! buffers. Note that when the first MPI_FILE_IREAD returns, 29
! the file pointer has been updated to point to the 30
! eleventh real word in the file. 31
  32
  integer bufsize, req1, req2 33
  integer, dimension(MPI_STATUS_SIZE) :: status1, status2 34
  parameter (bufsize=10) 35
  real buf1(bufsize), buf2(bufsize) 36
  integer (kind=MPI_OFFSET_KIND) zero 37
  38
  zero = 0 39
  call MPI_FILE_OPEN( MPI_COMM_WORLD, 'myoldfile', & 40
                    MPI_MODE_RDONLY, MPI_INFO_NULL, myfh, ierr ) 41
  call MPI_FILE_SET_VIEW( myfh, zero, MPI_REAL, MPI_REAL, 'native', & 42
                        MPI_INFO_NULL, ierr ) 43
  call MPI_FILE_IREAD( myfh, buf1, bufsize, MPI_REAL, & 44
                    req1, ierr ) 45
  call MPI_FILE_IREAD( myfh, buf2, bufsize, MPI_REAL, & 46
                    req2, ierr ) 47
  48

```

```

1      call MPI_WAIT( req1, status1, ierr )
2      call MPI_WAIT( req2, status2, ierr )
3
4      call MPI_FILE_CLOSE( myfh, ierr )
5
6
7

```

```

8 MPI_FILE_IWRITE(fh, buf, count, datatype, request)

```

```

9      INOUT   fh                file handle (handle)
10     IN      buf                initial address of buffer (choice)
11     IN      count              number of elements in buffer (integer)
12     IN      datatype           datatype of each buffer element (handle)
13     IN      request            request object (handle)
14     OUT     request            request object (handle)
15
16

```

```

16 int MPI_File_irewrite(MPI_File fh, const void *buf, int count,
17                      MPI_Datatype datatype, MPI_Request *request)
18

```

```

19 MPI_File_irewrite(fh, buf, count, datatype, request, ierror) BIND(C)
20     TYPE(MPI_File), INTENT(IN) :: fh
21     TYPE(*), DIMENSION(..), INTENT(IN), ASYNCHRONOUS :: buf
22     INTEGER, INTENT(IN) :: count
23     TYPE(MPI_Datatype), INTENT(IN) :: datatype
24     TYPE(MPI_Request), INTENT(OUT) :: request
25     INTEGER, OPTIONAL, INTENT(OUT) :: ierror
26

```

```

27 MPI_FILE_IWRITE(FH, BUF, COUNT, DATATYPE, REQUEST, IERROR)
28     <type> BUF(*)
29     INTEGER FH, COUNT, DATATYPE, REQUEST, IERROR

```

MPI_FILE_IWRITE is a nonblocking version of the MPI_FILE_WRITE interface.

```

32 MPI_FILE_SEEK(fh, offset, whence)

```

```

34     INOUT   fh                file handle (handle)
35     IN      offset              file offset (integer)
36     IN      whence              update mode (state)
37
38

```

```

39 int MPI_File_seek(MPI_File fh, MPI_Offset offset, int whence)
40

```

```

41 MPI_File_seek(fh, offset, whence, ierror) BIND(C)
42     TYPE(MPI_File), INTENT(IN) :: fh
43     INTEGER(KIND=MPI_OFFSET_KIND), INTENT(IN) :: offset
44     INTEGER, INTENT(IN) :: whence
45     INTEGER, OPTIONAL, INTENT(OUT) :: ierror
46

```

```

46 MPI_FILE_SEEK(FH, OFFSET, WHENCE, IERROR)
47     INTEGER FH, WHENCE, IERROR
48     INTEGER(KIND=MPI_OFFSET_KIND) OFFSET

```

MPI_FILE_SEEK updates the individual file pointer according to whence, which has the following possible values:

- MPI_SEEK_SET: the pointer is set to offset
- MPI_SEEK_CUR: the pointer is set to the current pointer position plus offset
- MPI_SEEK_END: the pointer is set to the end of file plus offset

The offset can be negative, which allows seeking backwards. It is erroneous to seek to a negative position in the view.

MPI_FILE_GET_POSITION(fh, offset)

IN	fh	file handle (handle)
OUT	offset	offset of individual pointer (integer)

```
int MPI_File_get_position(MPI_File fh, MPI_Offset *offset)
```

```
MPI_File_get_position(fh, offset, ierror) BIND(C)
  TYPE(MPI_File), INTENT(IN) :: fh
  INTEGER(KIND=MPI_OFFSET_KIND), INTENT(OUT) :: offset
  INTEGER, OPTIONAL, INTENT(OUT) :: ierror
```

```
MPI_FILE_GET_POSITION(FH, OFFSET, IERROR)
  INTEGER FH, IERROR
  INTEGER(KIND=MPI_OFFSET_KIND) OFFSET
```

MPI_FILE_GET_POSITION returns, in offset, the current position of the individual file pointer in etype units relative to the current view.

Advice to users. The offset can be used in a future call to MPI_FILE_SEEK using whence = MPI_SEEK_SET to return to the current position. To set the displacement to the current file pointer position, first convert offset into an absolute byte position using MPI_FILE_GET_BYTE_OFFSET, then call MPI_FILE_SET_VIEW with the resulting displacement. (*End of advice to users.*)

MPI_FILE_GET_BYTE_OFFSET(fh, offset, disp)

IN	fh	file handle (handle)
IN	offset	offset (integer)
OUT	disp	absolute byte position of offset (integer)

```
int MPI_File_get_byte_offset(MPI_File fh, MPI_Offset offset,
  MPI_Offset *disp)
```

```
MPI_File_get_byte_offset(fh, offset, disp, ierror) BIND(C)
  TYPE(MPI_File), INTENT(IN) :: fh
  INTEGER(KIND=MPI_OFFSET_KIND), INTENT(IN) :: offset
```

```

1     INTEGER(KIND=MPI_OFFSET_KIND), INTENT(OUT) :: disp
2     INTEGER, OPTIONAL, INTENT(OUT) :: ierror
3
4 MPI_FILE_GET_BYTE_OFFSET(FH, OFFSET, DISP, IERROR)
5     INTEGER FH, IERROR
6     INTEGER(KIND=MPI_OFFSET_KIND) OFFSET, DISP

```

`MPI_FILE_GET_BYTE_OFFSET` converts a view-relative offset into an absolute byte position. The absolute byte position (from the beginning of the file) of `offset` relative to the current view of `fh` is returned in `disp`.

13.5.3 Data Access with Shared File Pointers

MPI maintains exactly one shared file pointer per collective `MPI_FILE_OPEN` (shared among processes in the communicator group). The current value of this pointer implicitly specifies the offset in the data access routines described in this section. These routines only use and update the shared file pointer maintained by MPI. The individual file pointers are not used nor updated.

The shared file pointer routines have the same semantics as the data access with explicit offset routines described in Section 13.5.1 on page 507, with the following modifications:

- the `offset` is defined to be the current value of the MPI-maintained shared file pointer,
- the effect of multiple calls to shared file pointer routines is defined to behave as if the calls were serialized, and
- the use of shared file pointer routines is erroneous unless all processes use the same file view.

For the noncollective shared file pointer routines, the serialization ordering is not deterministic. The user needs to use other synchronization means to enforce a specific order.

After a shared file pointer operation is initiated, the shared file pointer is updated to point to the next etype after the last one that will be accessed. The file pointer is updated relative to the current view of the file.

Noncollective Operations

```

36 MPI_FILE_READ_SHARED(fh, buf, count, datatype, status)

```

INOUT	fh	file handle (handle)
OUT	buf	initial address of buffer (choice)
IN	count	number of elements in buffer (integer)
IN	datatype	datatype of each buffer element (handle)
OUT	status	status object (Status)

```

45 int MPI_File_read_shared(MPI_File fh, void *buf, int count,
46                         MPI_Datatype datatype, MPI_Status *status)
47

```

```

48 MPI_File_read_shared(fh, buf, count, datatype, status, ierror) BIND(C)

```

```

TYPE(MPI_File), INTENT(IN) :: fh
TYPE(*), DIMENSION(..) :: buf
INTEGER, INTENT(IN) :: count
TYPE(MPI_Datatype), INTENT(IN) :: datatype
TYPE(MPI_Status) :: status
INTEGER, OPTIONAL, INTENT(OUT) :: ierror
MPI_FILE_READ_SHARED(FH, BUF, COUNT, DATATYPE, STATUS, IERROR)
<type> BUF(*)
INTEGER FH, COUNT, DATATYPE, STATUS(MPI_STATUS_SIZE), IERROR
MPI_FILE_READ_SHARED reads a file using the shared file pointer.

MPI_FILE_WRITE_SHARED(fh, buf, count, datatype, status)
INOUT fh file handle (handle)
IN buf initial address of buffer (choice)
IN count number of elements in buffer (integer)
IN datatype datatype of each buffer element (handle)
OUT status status object (Status)

int MPI_File_write_shared(MPI_File fh, const void *buf, int count,
MPI_Datatype datatype, MPI_Status *status)
MPI_File_write_shared(fh, buf, count, datatype, status, ierror) BIND(C)
TYPE(MPI_File), INTENT(IN) :: fh
TYPE(*), DIMENSION(..), INTENT(IN) :: buf
INTEGER, INTENT(IN) :: count
TYPE(MPI_Datatype), INTENT(IN) :: datatype
TYPE(MPI_Status) :: status
INTEGER, OPTIONAL, INTENT(OUT) :: ierror
MPI_FILE_WRITE_SHARED(FH, BUF, COUNT, DATATYPE, STATUS, IERROR)
<type> BUF(*)
INTEGER FH, COUNT, DATATYPE, STATUS(MPI_STATUS_SIZE), IERROR
MPI_FILE_WRITE_SHARED writes a file using the shared file pointer.

MPI_FILE_IREAD_SHARED(fh, buf, count, datatype, request)
INOUT fh file handle (handle)
OUT buf initial address of buffer (choice)
IN count number of elements in buffer (integer)
IN datatype datatype of each buffer element (handle)
OUT request request object (handle)

```

```

1  int MPI_File_iread_shared(MPI_File fh, void *buf, int count,
2      MPI_Datatype datatype, MPI_Request *request)
3
4  MPI_File_iread_shared(fh, buf, count, datatype, request, ierror) BIND(C)
5      TYPE(MPI_File), INTENT(IN) :: fh
6      TYPE(*), DIMENSION(..), ASYNCHRONOUS :: buf
7      INTEGER, INTENT(IN) :: count
8      TYPE(MPI_Datatype), INTENT(IN) :: datatype
9      TYPE(MPI_Request), INTENT(OUT) :: request
10     INTEGER, OPTIONAL, INTENT(OUT) :: ierror
11
12 MPI_FILE_IREAD_SHARED(FH, BUF, COUNT, DATATYPE, REQUEST, IERROR)
13     <type> BUF(*)
14     INTEGER FH, COUNT, DATATYPE, REQUEST, IERROR
15
16 MPI_FILE_IREAD_SHARED is a nonblocking version of the MPI_FILE_READ_SHARED
17 interface.

```

```

18 MPI_FILE_IWRITE_SHARED(fh, buf, count, datatype, request)
19
20 INOUT   fh                file handle (handle)
21 IN      buf               initial address of buffer (choice)
22 IN      count             number of elements in buffer (integer)
23 IN      datatype          datatype of each buffer element (handle)
24 OUT     request           request object (handle)

```

```

27 int MPI_File_fwrite_shared(MPI_File fh, const void *buf, int count,
28     MPI_Datatype datatype, MPI_Request *request)
29
30 MPI_File_fwrite_shared(fh, buf, count, datatype, request, ierror) BIND(C)
31     TYPE(MPI_File), INTENT(IN) :: fh
32     TYPE(*), DIMENSION(..), INTENT(IN), ASYNCHRONOUS :: buf
33     INTEGER, INTENT(IN) :: count
34     TYPE(MPI_Datatype), INTENT(IN) :: datatype
35     TYPE(MPI_Request), INTENT(OUT) :: request
36     INTEGER, OPTIONAL, INTENT(OUT) :: ierror
37
38 MPI_FILE_IWRITE_SHARED(FH, BUF, COUNT, DATATYPE, REQUEST, IERROR)
39     <type> BUF(*)
40     INTEGER FH, COUNT, DATATYPE, REQUEST, IERROR

```

41 MPI_FILE_IWRITE_SHARED is a nonblocking version of the
42 MPI_FILE_WRITE_SHARED interface.

43 Collective Operations

44 The semantics of a collective access using a shared file pointer is that the accesses to the
45 file will be in the order determined by the ranks of the processes within the group. For each
46 process, the location in the file at which data is accessed is the position at which the shared
47
48

file pointer would be after all processes whose ranks within the group less than that of this process had accessed their data. In addition, in order to prevent subsequent shared offset accesses by the same processes from interfering with this collective access, the call might return only after all the processes within the group have initiated their accesses. When the call returns, the shared file pointer points to the next etype accessible, according to the file view used by all processes, after the last etype requested.

Advice to users. There may be some programs in which all processes in the group need to access the file using the shared file pointer, but the program may not *require* that data be accessed in order of process rank. In such programs, using the shared ordered routines (e.g., `MPI_FILE_WRITE_ORDERED` rather than `MPI_FILE_WRITE_SHARED`) may enable an implementation to optimize access, improving performance. (*End of advice to users.*)

Advice to implementors. Accesses to the data requested by all processes do not have to be serialized. Once all processes have issued their requests, locations within the file for all accesses can be computed, and accesses can proceed independently from each other, possibly in parallel. (*End of advice to implementors.*)

`MPI_FILE_READ_ORDERED(fh, buf, count, datatype, status)`

INOUT	fh	file handle (handle)
OUT	buf	initial address of buffer (choice)
IN	count	number of elements in buffer (integer)
IN	datatype	datatype of each buffer element (handle)
OUT	status	status object (Status)

```
int MPI_File_read_ordered(MPI_File fh, void *buf, int count,
                        MPI_Datatype datatype, MPI_Status *status)
```

```
MPI_File_read_ordered(fh, buf, count, datatype, status, ierror) BIND(C)
```

```
TYPE(MPI_File), INTENT(IN) :: fh
TYPE(*), DIMENSION(..) :: buf
INTEGER, INTENT(IN) :: count
TYPE(MPI_Datatype), INTENT(IN) :: datatype
TYPE(MPI_Status) :: status
INTEGER, OPTIONAL, INTENT(OUT) :: ierror
```

```
MPI_FILE_READ_ORDERED(FH, BUF, COUNT, DATATYPE, STATUS, IERROR)
```

```
<type> BUF(*)
INTEGER FH, COUNT, DATATYPE, STATUS(MPI_STATUS_SIZE), IERROR
```

`MPI_FILE_READ_ORDERED` is a collective version of the `MPI_FILE_READ_SHARED` interface.

```

1 MPI_FILE_WRITE_ORDERED(fh, buf, count, datatype, status)
2     INOUT   fh                file handle (handle)
3
4     IN      buf                initial address of buffer (choice)
5
6     IN      count              number of elements in buffer (integer)
7
8     IN      datatype            datatype of each buffer element (handle)
9
10    OUT     status              status object (Status)
11
12
13 int MPI_File_write_ordered(MPI_File fh, const void *buf, int count,
14                             MPI_Datatype datatype, MPI_Status *status)
15
16 MPI_File_write_ordered(fh, buf, count, datatype, status, ierror) BIND(C)
17     TYPE(MPI_File), INTENT(IN) :: fh
18     TYPE(*), DIMENSION(..), INTENT(IN) :: buf
19     INTEGER, INTENT(IN) :: count
20     TYPE(MPI_Datatype), INTENT(IN) :: datatype
21     TYPE(MPI_Status) :: status
22     INTEGER, OPTIONAL, INTENT(OUT) :: ierror
23
24 MPI_FILE_WRITE_ORDERED(FH, BUF, COUNT, DATATYPE, STATUS, IERROR)
25     <type> BUF(*)
26     INTEGER FH, COUNT, DATATYPE, STATUS(MPI_STATUS_SIZE), IERROR
27
28 MPI_FILE_WRITE_ORDERED is a collective version of the MPI_FILE_WRITE_SHARED
29 interface.
30
31
32
33
34
35
36
37
38
39
40
41
42
43
44
45
46
47
48

```

Seek

If `MPI_MODE_SEQUENTIAL` mode was specified when the file was opened, it is erroneous to call the following two routines (`MPI_FILE_SEEK_SHARED` and `MPI_FILE_GET_POSITION_SHARED`).

```

33 MPI_FILE_SEEK_SHARED(fh, offset, whence)
34     INOUT   fh                file handle (handle)
35
36     IN      offset              file offset (integer)
37
38     IN      whence              update mode (state)
39
40
41 int MPI_File_seek_shared(MPI_File fh, MPI_Offset offset, int whence)
42
43 MPI_File_seek_shared(fh, offset, whence, ierror) BIND(C)
44     TYPE(MPI_File), INTENT(IN) :: fh
45     INTEGER(KIND=MPI_OFFSET_KIND), INTENT(IN) :: offset
46     INTEGER, INTENT(IN) :: whence
47     INTEGER, OPTIONAL, INTENT(OUT) :: ierror
48
49 MPI_FILE_SEEK_SHARED(FH, OFFSET, WHENCE, IERROR)
50     INTEGER FH, WHENCE, IERROR
51     INTEGER(KIND=MPI_OFFSET_KIND) OFFSET

```


MPI_FILE_SEEK_SHARED updates the shared file pointer according to whence, which has the following possible values:

- MPI_SEEK_SET: the pointer is set to offset
- MPI_SEEK_CUR: the pointer is set to the current pointer position plus offset
- MPI_SEEK_END: the pointer is set to the end of file plus offset

MPI_FILE_SEEK_SHARED is collective; all the processes in the communicator group associated with the file handle fh must call MPI_FILE_SEEK_SHARED with the same values for offset and whence.

The offset can be negative, which allows seeking backwards. It is erroneous to seek to a negative position in the view.

MPI_FILE_GET_POSITION_SHARED(fh, offset)

IN	fh	file handle (handle)
OUT	offset	offset of shared pointer (integer)

```
int MPI_File_get_position_shared(MPI_File fh, MPI_Offset *offset)
```

```
MPI_File_get_position_shared(fh, offset, ierror) BIND(C)
    TYPE(MPI_File), INTENT(IN) :: fh
    INTEGER(KIND=MPI_OFFSET_KIND), INTENT(OUT) :: offset
    INTEGER, OPTIONAL, INTENT(OUT) :: ierror
```

```
MPI_FILE_GET_POSITION_SHARED(FH, OFFSET, IERROR)
    INTEGER FH, IERROR
    INTEGER(KIND=MPI_OFFSET_KIND) OFFSET
```

MPI_FILE_GET_POSITION_SHARED returns, in offset, the current position of the shared file pointer in etype units relative to the current view.

Advice to users. The offset can be used in a future call to MPI_FILE_SEEK_SHARED using whence = MPI_SEEK_SET to return to the current position. To set the displacement to the current file pointer position, first convert offset into an absolute byte position using MPI_FILE_GET_BYTE_OFFSET, then call MPI_FILE_SET_VIEW with the resulting displacement. (*End of advice to users.*)

13.5.4 Split Collective Data Access Routines

MPI provides a restricted form of “nonblocking collective” I/O operations for all data accesses using split collective data access routines. These routines are referred to as “split” collective routines because a single collective operation is split in two: a begin routine and an end routine. The begin routine begins the operation, much like a nonblocking data access (e.g., MPI_FILE_IREAD). The end routine completes the operation, much like the matching test or wait (e.g., MPI_WAIT). As with nonblocking data access operations, the user must not use the buffer passed to a begin routine while the routine is outstanding; the operation must be completed with an end routine before it is safe to free buffers, etc.

1 Split collective data access operations on a file handle `fh` are subject to the semantic
 2 rules given below.

- 3
- 4 • On any MPI process, each file handle may have at most one active split collective
 5 operation at any time.
- 6
- 7 • Begin calls are collective over the group of processes that participated in the collective
 8 open and follow the ordering rules for collective calls.
- 9
- 10 • End calls are collective over the group of processes that participated in the collective
 11 open and follow the ordering rules for collective calls. Each end call matches the
 12 preceding begin call for the same collective operation. When an “end” call is made,
 13 exactly one unmatched “begin” call for the same operation must precede it.
- 14
- 15 • An implementation is free to implement any split collective data access routine using
 16 the corresponding blocking collective routine when either the begin call (e.g.,
 17 `MPI_FILE_READ_ALL_BEGIN`) or the end call (e.g., `MPI_FILE_READ_ALL_END`) is
 18 issued. The begin and end calls are provided to allow the user and MPI implementation
 19 to optimize the collective operation.
- 20
- 21 • Split collective operations do not match the corresponding regular collective opera-
 22 tion. For example, in a single collective read operation, an `MPI_FILE_READ_ALL`
 23 on one process does not match an `MPI_FILE_READ_ALL_BEGIN/`
`MPI_FILE_READ_ALL_END` pair on another process.
- 24
- 25 • Split collective routines must specify a buffer in both the begin and end routines.
 26 By specifying the buffer that receives data in the end routine, we can avoid the
 27 problems described in “A Problem with Code Movements and Register Optimization,”
 28 Section 17.1.17 on page 634, but not all of the problems described in Section 17.1.16
 29 on page 633.
- 30
- 31 • No collective I/O operations are permitted on a file handle concurrently with a split
 32 collective access on that file handle (i.e., between the begin and end of the access).
 33 That is

```
34 MPI_File_read_all_begin(fh, ...);
35 ...
36 MPI_File_read_all(fh, ...);
37 ...
38 MPI_File_read_all_end(fh, ...);
```

39
 40 is erroneous.

- 41
- 42 • In a multithreaded implementation, any split collective begin and end operation called
 43 by a process must be called from the same thread. This restriction is made to simplify
 44 the implementation in the multithreaded case. (Note that we have already disallowed
 45 having two threads begin a split collective operation on the same file handle since only
 46 one split collective operation can be active on a file handle at any time.)
- 47
- 48

The arguments for these routines have the same meaning as for the equivalent collective versions (e.g., the argument definitions for `MPI_FILE_READ_ALL_BEGIN` and `MPI_FILE_READ_ALL_END` are equivalent to the arguments for `MPI_FILE_READ_ALL`). The begin routine (e.g., `MPI_FILE_READ_ALL_BEGIN`) begins a split collective operation that, when completed with the matching end routine (i.e., `MPI_FILE_READ_ALL_END`) produces the result as defined for the equivalent collective routine (i.e., `MPI_FILE_READ_ALL`).

For the purpose of consistency semantics (Section 13.8.1 on page 540), a matched pair of split collective data access operations (e.g., `MPI_FILE_READ_ALL_BEGIN` and `MPI_FILE_READ_ALL_END`) compose a single data access.

`MPI_FILE_READ_AT_ALL_BEGIN(fh, offset, buf, count, datatype)`

IN	fh	file handle (handle)
IN	offset	file offset (integer)
OUT	buf	initial address of buffer (choice)
IN	count	number of elements in buffer (integer)
IN	datatype	datatype of each buffer element (handle)

```
int MPI_File_read_at_all_begin(MPI_File fh, MPI_Offset offset, void *buf,
                              int count, MPI_Datatype datatype)
```

```
MPI_File_read_at_all_begin(fh, offset, buf, count, datatype, ierror)
    BIND(C)
```

```
    TYPE(MPI_File), INTENT(IN) :: fh
    INTEGER(KIND=MPI_OFFSET_KIND), INTENT(IN) :: offset
    TYPE(*), DIMENSION(..), ASYNCHRONOUS :: buf
    INTEGER, INTENT(IN) :: count
    TYPE(MPI_Datatype), INTENT(IN) :: datatype
    INTEGER, OPTIONAL, INTENT(OUT) :: ierror
```

```
MPI_FILE_READ_AT_ALL_BEGIN(FH, OFFSET, BUF, COUNT, DATATYPE, IERROR)
```

```
<type> BUF(*)
    INTEGER FH, COUNT, DATATYPE, IERROR
    INTEGER(KIND=MPI_OFFSET_KIND) OFFSET
```

`MPI_FILE_READ_AT_ALL_END(fh, buf, status)`

IN	fh	file handle (handle)
OUT	buf	initial address of buffer (choice)
OUT	status	status object (Status)

```
int MPI_File_read_at_all_end(MPI_File fh, void *buf, MPI_Status *status)
```

```
MPI_File_read_at_all_end(fh, buf, status, ierror) BIND(C)
    TYPE(MPI_File), INTENT(IN) :: fh
```

```

1     TYPE(*), DIMENSION(..), ASYNCHRONOUS :: buf
2     TYPE(MPI_Status) :: status
3     INTEGER, OPTIONAL, INTENT(OUT) :: ierror
4
5 MPI_FILE_READ_AT_ALL_END(FH, BUF, STATUS, IERROR)
6     <type> BUF(*)
7     INTEGER FH, STATUS(MPI_STATUS_SIZE), IERROR
8
9
10 MPI_FILE_WRITE_AT_ALL_BEGIN(fh, offset, buf, count, datatype)
11     INOUT   fh                file handle (handle)
12     IN      offset            file offset (integer)
13     IN      buf               initial address of buffer (choice)
14     IN      count             number of elements in buffer (integer)
15     IN      datatype          datatype of each buffer element (handle)
16
17
18
19 int MPI_File_write_at_all_begin(MPI_File fh, MPI_Offset offset, const
20     void *buf, int count, MPI_Datatype datatype)
21
22 MPI_File_write_at_all_begin(fh, offset, buf, count, datatype, ierror)
23     BIND(C)
24     TYPE(MPI_File), INTENT(IN) :: fh
25     INTEGER(KIND=MPI_OFFSET_KIND), INTENT(IN) :: offset
26     TYPE(*), DIMENSION(..), INTENT(IN), ASYNCHRONOUS :: buf
27     INTEGER, INTENT(IN) :: count
28     TYPE(MPI_Datatype), INTENT(IN) :: datatype
29     INTEGER, OPTIONAL, INTENT(OUT) :: ierror
30
31 MPI_FILE_WRITE_AT_ALL_BEGIN(FH, OFFSET, BUF, COUNT, DATATYPE, IERROR)
32     <type> BUF(*)
33     INTEGER FH, COUNT, DATATYPE, IERROR
34     INTEGER(KIND=MPI_OFFSET_KIND) OFFSET
35
36
37 MPI_FILE_WRITE_AT_ALL_END(fh, buf, status)
38     INOUT   fh                file handle (handle)
39     IN      buf               initial address of buffer (choice)
40     OUT     status             status object (Status)
41
42
43 int MPI_File_write_at_all_end(MPI_File fh, const void *buf,
44     MPI_Status *status)
45
46 MPI_File_write_at_all_end(fh, buf, status, ierror) BIND(C)
47     TYPE(MPI_File), INTENT(IN) :: fh
48     TYPE(*), DIMENSION(..), INTENT(IN), ASYNCHRONOUS :: buf
49     TYPE(MPI_Status) :: status

```

```

    INTEGER, OPTIONAL, INTENT(OUT) :: ierror
1
MPI_FILE_WRITE_AT_ALL_END(FH, BUF, STATUS, IERROR)
2
    <type> BUF(*)
3
    INTEGER FH, STATUS(MPI_STATUS_SIZE), IERROR
4
5
6
7
MPI_FILE_READ_ALL_BEGIN(fh, buf, count, datatype)
8
    INOUT fh file handle (handle)
9
    OUT buf initial address of buffer (choice)
10
    IN count number of elements in buffer (integer)
11
    IN datatype datatype of each buffer element (handle)
12
13
14
int MPI_File_read_all_begin(MPI_File fh, void *buf, int count,
15
    MPI_Datatype datatype)
16
17
MPI_File_read_all_begin(fh, buf, count, datatype, ierror) BIND(C)
18
    TYPE(MPI_File), INTENT(IN) :: fh
19
    TYPE(*), DIMENSION(..), ASYNCHRONOUS :: buf
20
    INTEGER, INTENT(IN) :: count
21
    TYPE(MPI_Datatype), INTENT(IN) :: datatype
22
    INTEGER, OPTIONAL, INTENT(OUT) :: ierror
23
24
MPI_FILE_READ_ALL_BEGIN(FH, BUF, COUNT, DATATYPE, IERROR)
25
    <type> BUF(*)
26
    INTEGER FH, COUNT, DATATYPE, IERROR
27
28
29
MPI_FILE_READ_ALL_END(fh, buf, status)
30
    INOUT fh file handle (handle)
31
    OUT buf initial address of buffer (choice)
32
    OUT status status object (Status)
33
34
35
int MPI_File_read_all_end(MPI_File fh, void *buf, MPI_Status *status)
36
37
MPI_File_read_all_end(fh, buf, status, ierror) BIND(C)
38
    TYPE(MPI_File), INTENT(IN) :: fh
39
    TYPE(*), DIMENSION(..), ASYNCHRONOUS :: buf
40
    TYPE(MPI_Status) :: status
41
    INTEGER, OPTIONAL, INTENT(OUT) :: ierror
42
43
MPI_FILE_READ_ALL_END(FH, BUF, STATUS, IERROR)
44
    <type> BUF(*)
45
    INTEGER FH, STATUS(MPI_STATUS_SIZE), IERROR
46
47
48

```

```

1 MPI_FILE_WRITE_ALL_BEGIN(fh, buf, count, datatype)
2     INOUT    fh                file handle (handle)
3
4     IN       buf                initial address of buffer (choice)
5
6     IN       count              number of elements in buffer (integer)
7
8     IN       datatype           datatype of each buffer element (handle)
9
10
11 int MPI_File_write_all_begin(MPI_File fh, const void *buf, int count,
12                             MPI_Datatype datatype)
13
14 MPI_File_write_all_begin(fh, buf, count, datatype, ierror) BIND(C)
15     TYPE(MPI_File), INTENT(IN) :: fh
16     TYPE(*), DIMENSION(..), INTENT(IN), ASYNCHRONOUS :: buf
17     INTEGER, INTENT(IN) :: count
18     TYPE(MPI_Datatype), INTENT(IN) :: datatype
19     INTEGER, OPTIONAL, INTENT(OUT) :: ierror
20
21 MPI_FILE_WRITE_ALL_BEGIN(FH, BUF, COUNT, DATATYPE, IERROR)
22     <type> BUF(*)
23     INTEGER FH, COUNT, DATATYPE, IERROR
24
25 MPI_FILE_WRITE_ALL_END(fh, buf, status)
26     INOUT    fh                file handle (handle)
27
28     IN       buf                initial address of buffer (choice)
29
30     OUT      status              status object (Status)
31
32 int MPI_File_write_all_end(MPI_File fh, const void *buf,
33                             MPI_Status *status)
34
35 MPI_File_write_all_end(fh, buf, status, ierror) BIND(C)
36     TYPE(MPI_File), INTENT(IN) :: fh
37     TYPE(*), DIMENSION(..), INTENT(IN), ASYNCHRONOUS :: buf
38     TYPE(MPI_Status) :: status
39     INTEGER, OPTIONAL, INTENT(OUT) :: ierror
40
41 MPI_FILE_WRITE_ALL_END(FH, BUF, STATUS, IERROR)
42     <type> BUF(*)
43     INTEGER FH, STATUS(MPI_STATUS_SIZE), IERROR
44
45
46
47
48

```

```

MPI_FILE_READ_ORDERED_BEGIN(fh, buf, count, datatype) 1
    INOUT fh file handle (handle) 2
    OUT buf initial address of buffer (choice) 3
    IN count number of elements in buffer (integer) 4
    IN datatype datatype of each buffer element (handle) 5
    6
int MPI_File_read_ordered_begin(MPI_File fh, void *buf, int count, 7
    MPI_Datatype datatype) 8
MPI_File_read_ordered_begin(fh, buf, count, datatype, ierror) BIND(C) 9
    TYPE(MPI_File), INTENT(IN) :: fh 10
    TYPE(*), DIMENSION(..), ASYNCHRONOUS :: buf 11
    INTEGER, INTENT(IN) :: count 12
    TYPE(MPI_Datatype), INTENT(IN) :: datatype 13
    INTEGER, OPTIONAL, INTENT(OUT) :: ierror 14
MPI_FILE_READ_ORDERED_BEGIN(FH, BUF, COUNT, DATATYPE, IERROR) 15
    <type> BUF(*) 16
    INTEGER FH, COUNT, DATATYPE, IERROR 17
    18
MPI_FILE_READ_ORDERED_END(fh, buf, status) 19
    INOUT fh file handle (handle) 20
    OUT buf initial address of buffer (choice) 21
    OUT status status object (Status) 22
    23
int MPI_File_read_ordered_end(MPI_File fh, void *buf, MPI_Status *status) 24
MPI_File_read_ordered_end(fh, buf, status, ierror) BIND(C) 25
    TYPE(MPI_File), INTENT(IN) :: fh 26
    TYPE(*), DIMENSION(..), ASYNCHRONOUS :: buf 27
    TYPE(MPI_Status) :: status 28
    INTEGER, OPTIONAL, INTENT(OUT) :: ierror 29
MPI_FILE_READ_ORDERED_END(FH, BUF, STATUS, IERROR) 30
    <type> BUF(*) 31
    INTEGER FH, STATUS(MPI_STATUS_SIZE), IERROR 32
    33
MPI_FILE_WRITE_ORDERED_BEGIN(fh, buf, count, datatype) 34
    INOUT fh file handle (handle) 35
    IN buf initial address of buffer (choice) 36
    IN count number of elements in buffer (integer) 37
    IN datatype datatype of each buffer element (handle) 38
    39
    40
    41
    42
    43
    44
    45
    46
    47
    48

```

```

1  int MPI_File_write_ordered_begin(MPI_File fh, const void *buf, int count,
2      MPI_Datatype datatype)
3
4  MPI_File_write_ordered_begin(fh, buf, count, datatype, ierror) BIND(C)
5      TYPE(MPI_File), INTENT(IN) :: fh
6      TYPE(*), DIMENSION(..), INTENT(IN), ASYNCHRONOUS :: buf
7      INTEGER, INTENT(IN) :: count
8      TYPE(MPI_Datatype), INTENT(IN) :: datatype
9      INTEGER, OPTIONAL, INTENT(OUT) :: ierror
10
11  MPI_FILE_WRITE_ORDERED_BEGIN(FH, BUF, COUNT, DATATYPE, IERROR)
12      <type> BUF(*)
13      INTEGER FH, COUNT, DATATYPE, IERROR
14
15  MPI_FILE_WRITE_ORDERED_END(fh, buf, status)
16
17      INOUT   fh                file handle (handle)
18      IN     buf                initial address of buffer (choice)
19      OUT    status             status object (Status)
20
21
22  int MPI_File_write_ordered_end(MPI_File fh, const void *buf,
23      MPI_Status *status)
24
25  MPI_File_write_ordered_end(fh, buf, status, ierror) BIND(C)
26      TYPE(MPI_File), INTENT(IN) :: fh
27      TYPE(*), DIMENSION(..), INTENT(IN), ASYNCHRONOUS :: buf
28      TYPE(MPI_Status) :: status
29      INTEGER, OPTIONAL, INTENT(OUT) :: ierror
30
31  MPI_FILE_WRITE_ORDERED_END(FH, BUF, STATUS, IERROR)
32      <type> BUF(*)
33      INTEGER FH, STATUS(MPI_STATUS_SIZE), IERROR
34

```

13.6 File Interoperability

At the most basic level, file interoperability is the ability to read the information previously written to a file — not just the bits of data, but the actual information the bits represent. MPI guarantees full interoperability within a single MPI environment, and supports increased interoperability outside that environment through the external data representation (Section 13.7.2 on page 534) as well as the data conversion functions (Section 13.7.3 on page 535).

Interoperability within a single MPI environment (which could be considered “operability”) ensures that file data written by one MPI process can be read by any other MPI process, subject to the consistency constraints (see Section 13.8.1 on page 540), provided that it would have been possible to start the two processes simultaneously and have them reside in a single MPI_COMM_WORLD. Furthermore, both processes must see the same data values at every absolute byte offset in the file for which data was written.

This single environment file interoperability implies that file data is accessible regardless of the number of processes.

There are three aspects to file interoperability:

- transferring the bits,
- converting between different file structures, and
- converting between different machine representations.

The first two aspects of file interoperability are beyond the scope of this standard, as both are highly machine dependent. However, transferring the bits of a file into and out of the MPI environment (e.g., by writing a file to tape) is required to be supported by all MPI implementations. In particular, an implementation must specify how familiar operations similar to POSIX `cp`, `rm`, and `mv` can be performed on the file. Furthermore, it is expected that the facility provided maintains the correspondence between absolute byte offsets (e.g., after possible file structure conversion, the data bits at byte offset 102 in the MPI environment are at byte offset 102 outside the MPI environment). As an example, a simple off-line conversion utility that transfers and converts files between the native file system and the MPI environment would suffice, provided it maintained the offset coherence mentioned above. In a high-quality implementation of MPI, users will be able to manipulate MPI files using the same or similar tools that the native file system offers for manipulating its files.

The remaining aspect of file interoperability, converting between different machine representations, is supported by the typing information specified in the `etype` and `filetype`. This facility allows the information in files to be shared between any two applications, regardless of whether they use MPI, and regardless of the machine architectures on which they run.

MPI supports multiple data representations: “native,” “internal,” and “external32.” An implementation may support additional data representations. MPI also supports user-defined data representations (see Section 13.7.3 on page 535). The “native” and “internal” data representations are implementation dependent, while the “external32” representation is common to all MPI implementations and facilitates file interoperability. The data representation is specified in the `datarep` argument to `MPI_FILE_SET_VIEW`.

Advice to users. MPI is not guaranteed to retain knowledge of what data representation was used when a file is written. Therefore, to correctly retrieve file data, an MPI application is responsible for specifying the same data representation as was used to create the file. (*End of advice to users.*)

“native” Data in this representation is stored in a file exactly as it is in memory. The advantage of this data representation is that data precision and I/O performance are not lost in type conversions with a purely homogeneous environment. The disadvantage is the loss of transparent interoperability within a heterogeneous MPI environment.

Advice to users. This data representation should only be used in a homogeneous MPI environment, or when the MPI application is capable of performing the data type conversions itself. (*End of advice to users.*)

Advice to implementors. When implementing read and write operations on top of MPI message-passing, the message data should be typed as `MPI_BYTE` to ensure that the message routines do not perform any type conversions on the data. (*End of advice to implementors.*)

“internal” This data representation can be used for I/O operations in a homogeneous or heterogeneous environment; the implementation will perform type conversions if necessary. The implementation is free to store data in any format of its choice, with the restriction that it will maintain constant extents for all predefined datatypes in any one file. The environment in which the resulting file can be reused is implementation-defined and must be documented by the implementation.

Rationale. This data representation allows the implementation to perform I/O efficiently in a heterogeneous environment, though with implementation-defined restrictions on how the file can be reused. (*End of rationale.*)

Advice to implementors. Since “external32” is a superset of the functionality provided by “internal,” an implementation may choose to implement “internal” as “external32.” (*End of advice to implementors.*)

“external32” This data representation states that read and write operations convert all data from and to the “external32” representation defined in

13.7

13.7.2. The data conversion rules for communication also apply to these conversions (see Section 3.3.2 on page 35). The data on the storage medium is always in this canonical representation, and the data in memory is always in the local process’s native representation.

This data representation has several advantages. First, all processes reading the file in a heterogeneous MPI environment will automatically have the data converted to their respective native representations. Second, the file can be exported from one MPI environment and imported into any other MPI environment with the guarantee that the second environment will be able to read all the data in the file.

The disadvantage of this data representation is that data precision and I/O performance may be lost in data type conversions.

Advice to implementors. When implementing read and write operations on top of MPI message-passing, the message data should be converted to and from the “external32” representation in the client, and sent as type `MPI_BYTE`. This will avoid possible double data type conversions and the associated further loss of precision and performance. (*End of advice to implementors.*)

13.7.1 Datatypes for File Interoperability

If the file data representation is other than “native,” care must be taken in constructing etypes and filetypes. Any of the datatype constructor functions may be used; however,

for those functions that accept displacements in bytes, the displacements must be specified in terms of their values in the file for the file data representation being used. MPI will interpret these byte displacements as is; no scaling will be done. The function `MPI_FILE_GET_TYPE_EXTENT` can be used to calculate the extents of datatypes in the file. For etypes and filetypes that are portable datatypes (see Section 2.4 on page 11), MPI will scale any displacements in the datatypes to match the file data representation. Datatypes passed as arguments to read/write routines specify the data layout in memory; therefore, they must always be constructed using displacements corresponding to displacements in memory.

Advice to users. One can logically think of the file as if it were stored in the memory of a file server. The `etype` and `filetype` are interpreted as if they were defined at this file server, by the same sequence of calls used to define them at the calling process. If the data representation is “native”, then this logical file server runs on the same architecture as the calling process, so that these types define the same data layout on the file as they would define in the memory of the calling process. If the `etype` and `filetype` are portable datatypes, then the data layout defined in the file is the same as would be defined in the calling process memory, up to a scaling factor. The routine `MPI_FILE_GET_TYPE_EXTENT` can be used to calculate this scaling factor. Thus, two equivalent, portable datatypes will define the same data layout in the file, even in a heterogeneous environment with “internal”, “external32”, or user defined data representations. Otherwise, the `etype` and `filetype` must be constructed so that their `typemap` and `extent` are the same on any architecture. This can be achieved if they have an explicit upper bound and lower bound (defined using `MPI_TYPE_CREATE_RESIZED`). This condition must also be fulfilled by any datatype that is used in the construction of the `etype` and `filetype`, if this datatype is replicated contiguously, either explicitly, by a call to `MPI_TYPE_CONTIGUOUS`, or implicitly, by a `blocklength` argument that is greater than one. If an `etype` or `filetype` is not portable, and has a `typemap` or `extent` that is architecture dependent, then the data layout specified by it on a file is implementation dependent.

File data representations other than “native” may be different from corresponding data representations in memory. Therefore, for these file data representations, it is important not to use hardwired byte offsets for file positioning, including the initial displacement that specifies the view. When a portable datatype (see Section 2.4 on page 11) is used in a data access operation, any holes in the datatype are scaled to match the data representation. However, note that this technique only works when all the processes that created the file view build their etypes from the same predefined datatypes. For example, if one process uses an `etype` built from `MPI_INT` and another uses an `etype` built from `MPI_FLOAT`, the resulting views may be nonportable because the relative sizes of these types may differ from one data representation to another. (*End of advice to users.*)

```

1 MPI_FILE_GET_TYPE_EXTENT(fh, datatype, extent)
2     IN      fh                file handle (handle)
3
4     IN      datatype          datatype (handle)
5
6     OUT     extent            datatype extent (integer)
7
8 int MPI_File_get_type_extent(MPI_File fh, MPI_Datatype datatype,
9                             MPI_Aint *extent)
10
11 MPI_File_get_type_extent(fh, datatype, extent, ierror) BIND(C)
12     TYPE(MPI_File), INTENT(IN) :: fh
13     TYPE(MPI_Datatype), INTENT(IN) :: datatype
14     INTEGER(KIND=MPI_ADDRESS_KIND), INTENT(OUT) :: extent
15     INTEGER, OPTIONAL, INTENT(OUT) :: ierror
16
17 MPI_FILE_GET_TYPE_EXTENT(FH, DATATYPE, EXTENT, IERROR)
18     INTEGER FH, DATATYPE, IERROR
19     INTEGER(KIND=MPI_ADDRESS_KIND) EXTENT

```

Returns the extent of `datatype` in the file `fh`. This extent will be the same for all processes accessing the file `fh`. If the current view uses a user-defined data representation (see Section 13.7.3 on page 535), MPI uses the `dtype_file_extent_fn` callback to calculate the extent.

Advice to implementors. In the case of user-defined data representations, the extent of a derived datatype can be calculated by first determining the extents of the predefined datatypes in this derived datatype using `dtype_file_extent_fn` (see Section 13.7.3 on page 535). (*End of advice to implementors.*)

13.7.2 External Data Representation: “external32”

All MPI implementations are required to support the data representation defined in this section. Support of optional datatypes (e.g., `MPI_INTEGER2`) is not required.

All floating point values are in big-endian IEEE format [37] of the appropriate size. Floating point values are represented by one of three IEEE formats. These are the IEEE “Single,” “Double,” and “Double Extended” formats, requiring 4, 8, and 16 bytes of storage, respectively. For the IEEE “Double Extended” formats, MPI specifies a Format Width of 16 bytes, with 15 exponent bits, bias = +16383, 112 fraction bits, and an encoding analogous to the “Double” format. All integral values are in two’s complement big-endian format. Big-endian means most significant byte at lowest address byte. For C `_Bool`, Fortran `LOGICAL`, and C++ `bool`, 0 implies false and nonzero implies true. C `float` `_Complex`, `double` `_Complex`, and long `double` `_Complex`, Fortran `COMPLEX` and `DOUBLE COMPLEX`, and other complex types are represented by a pair of floating point format values for the real and imaginary components. Characters are in ISO 8859-1 format [38]. Wide characters (of type `MPI_WCHAR`) are in Unicode format [59].

All signed numerals (e.g., `MPI_INT`, `MPI_REAL`) have the sign bit at the most significant bit. `MPI_COMPLEX` and `MPI_DOUBLE_COMPLEX` have the sign bit of the real and imaginary parts at the most significant bit of each part.

According to IEEE specifications [37], the “NaN” (not a number) is system dependent. It should not be interpreted within MPI as anything other than “NaN.”

Advice to implementors. The MPI treatment of “NaN” is similar to the approach used in XDR (see <ftp://ds.internic.net/rfc/rfc1832.txt>). (*End of advice to implementors.*)

All data is byte aligned, regardless of type. All data items are stored contiguously in the file (if the file view is contiguous).

Advice to implementors. All bytes of `LOGICAL` and `bool` must be checked to determine the value. (*End of advice to implementors.*)

Advice to users. The type `MPI_PACKED` is treated as bytes and is not converted. The user should be aware that `MPI_PACK` has the option of placing a header in the beginning of the pack buffer. (*End of advice to users.*)

The sizes of the predefined datatypes returned from `MPI_TYPE_CREATE_F90_REAL`, `MPI_TYPE_CREATE_F90_COMPLEX`, and `MPI_TYPE_CREATE_F90_INTEGER` are defined in Section 17.1.9, page 621.

Advice to implementors. When converting a larger size integer to a smaller size integer, only the least significant bytes are moved. Care must be taken to preserve the sign bit value. This allows no conversion errors if the data range is within the range of the smaller size integer. (*End of advice to implementors.*)

Table 13.2 specifies the sizes of predefined datatypes in “external32” format.

13.7.3 User-Defined Data Representations

There are two situations that cannot be handled by the required representations:

1. a user wants to write a file in a representation unknown to the implementation, and
2. a user wants to read a file written in a representation unknown to the implementation.

User-defined data representations allow the user to insert a third party converter into the I/O stream to do the data representation conversion.

```
MPI_REGISTER_DATAREP(datarep, read_conversion_fn, write_conversion_fn,
                    dtype_file_extent_fn, extra_state)
```

IN	<code>datarep</code>	data representation identifier (string)
IN	<code>read_conversion_fn</code>	function invoked to convert from file representation to native representation (function)
IN	<code>write_conversion_fn</code>	function invoked to convert from native representation to file representation (function)
IN	<code>dtype_file_extent_fn</code>	function invoked to get the extent of a datatype as represented in the file (function)
IN	<code>extra_state</code>	extra state

```
int MPI_Register_datarep(const char *datarep,
                       MPI_Datarep_conversion_function *read_conversion_fn,
```

1	Type	Length	Optional Type	Length
2	-----	-----	-----	-----
3	MPI_PACKED	1	MPI_INTEGER1	1
4	MPI_BYTE	1	MPI_INTEGER2	2
5	MPI_CHAR	1	MPI_INTEGER4	4
6	MPI_UNSIGNED_CHAR	1	MPI_INTEGER8	8
7	MPI_SIGNED_CHAR	1	MPI_INTEGER16	16
8	MPI_WCHAR	2		
9	MPI_SHORT	2	MPI_REAL2	2
10	MPI_UNSIGNED_SHORT	2	MPI_REAL4	4
11	MPI_INT	4	MPI_REAL8	8
12	MPI_UNSIGNED	4	MPI_REAL16	16
13	MPI_LONG	4		
14	MPI_UNSIGNED_LONG	4	MPI_COMPLEX4	2*2
15	MPI_LONG_LONG_INT	8	MPI_COMPLEX8	2*4
16	MPI_UNSIGNED_LONG_LONG	8	MPI_COMPLEX16	2*8
17	MPI_FLOAT	4	MPI_COMPLEX32	2*16
18	MPI_DOUBLE	8		
19	MPI_LONG_DOUBLE	16		
20				
21	MPI_C_BOOL	1		
22	MPI_INT8_T	1	C++ Types	Length
23	MPI_INT16_T	2	-----	-----
24	MPI_INT32_T	4	MPI_CXX_BOOL	1
25	MPI_INT64_T	8	MPI_CXX_FLOAT_COMPLEX	2*4
26	MPI_UINT8_T	1	MPI_CXX_DOUBLE_COMPLEX	2*8
27	MPI_UINT16_T	2	MPI_CXX_LONG_DOUBLE_COMPLEX	2*16
28	MPI_UINT32_T	4		
29	MPI_UINT64_T	8		
30	MPI_AINT	8		
31	MPI_COUNT	8		
32	MPI_OFFSET	8		
33	MPI_C_COMPLEX	2*4		
34	MPI_C_FLOAT_COMPLEX	2*4		
35	MPI_C_DOUBLE_COMPLEX	2*8		
36	MPI_C_LONG_DOUBLE_COMPLEX	2*16		
37				
38	MPI_CHARACTER	1		
39	MPI_LOGICAL	4		
40	MPI_INTEGER	4		
41	MPI_REAL	4		
42	MPI_DOUBLE_PRECISION	8		
43	MPI_COMPLEX	2*4		
44	MPI_DOUBLE_COMPLEX	2*8		
45				
46				
47				
48				

Table 13.2: “external32” sizes of predefined datatypes

```

        MPI_Datarep_conversion_function *write_conversion_fn,      1
        MPI_Datarep_extent_function *dtype_file_extent_fn,      2
        void *extra_state)                                       3
                                                                    4
MPI_Register_datarep(datarep, read_conversion_fn, write_conversion_fn,
        dtype_file_extent_fn, extra_state, ierror) BIND(C)      5
    CHARACTER(LEN=*), INTENT(IN) :: datarep                      6
    PROCEDURE(MPI_Datarep_conversion_function) :: read_conversion_fn 7
    PROCEDURE(MPI_Datarep_conversion_function) :: write_conversion_fn 8
    PROCEDURE(MPI_Datarep_extent_function) :: dtype_file_extent_fn 9
    INTEGER(KIND=MPI_ADDRESS_KIND), INTENT(IN) :: extra_state    10
    INTEGER, OPTIONAL, INTENT(OUT) :: ierror                    11
                                                                    12
MPI_REGISTER_DATAREP(DATAREP, READ_CONVERSION_FN, WRITE_CONVERSION_FN,
        DTYPE_FILE_EXTENT_FN, EXTRA_STATE, IERROR)             13
    CHARACTER*(*) DATAREP                                       14
    EXTERNAL READ_CONVERSION_FN, WRITE_CONVERSION_FN, DTYPE_FILE_EXTENT_FN 15
    INTEGER(KIND=MPI_ADDRESS_KIND) EXTRA_STATE                  16
    INTEGER IERROR                                              17
                                                                    18
                                                                    19

```

The call associates `read_conversion_fn`, `write_conversion_fn`, and `dtype_file_extent_fn` with the data representation identifier `datarep`. `datarep` can then be used as an argument to `MPI_FILE_SET_VIEW`, causing subsequent data access operations to call the conversion functions to convert all data items accessed between file data representation and native representation. `MPI_REGISTER_DATAREP` is a local operation and only registers the data representation for the calling MPI process. If `datarep` is already defined, an error in the error class `MPI_ERR_DUP_DATAREP` is raised using the default file error handler (see Section 13.9 on page 550). The length of a data representation string is limited to the value of `MPI_MAX_DATAREP_STRING`. `MPI_MAX_DATAREP_STRING` must have a value of at least 64. No routines are provided to delete data representations and free the associated resources; it is not expected that an application will generate them in significant numbers.

Extent Callback

```

typedef int MPI_Datarep_extent_function(MPI_Datatype datatype,
        MPI_Aint *file_extent, void *extra_state);              33
                                                                    34
ABSTRACT INTERFACE                                             35
    SUBROUTINE MPI_Datarep_extent_function(datatype, extent, extra_state,
        ierror) BIND(C)                                       36
        TYPE(MPI_Datatype) :: datatype                          37
        INTEGER(KIND=MPI_ADDRESS_KIND) :: extent, extra_state 38
        INTEGER :: ierror                                      39
                                                                    40
SUBROUTINE DATAREP_EXTENT_FUNCTION(DATATYPE, EXTENT, EXTRA_STATE, IERROR)
    INTEGER DATATYPE, IERROR
    INTEGER(KIND=MPI_ADDRESS_KIND) EXTENT, EXTRA_STATE
                                                                    41
                                                                    42
                                                                    43
                                                                    44
                                                                    45

```

The function `dtype_file_extent_fn` must return, in `file_extent`, the number of bytes required to store `datatype` in the file representation. The function is passed, in `extra_state`, the argument that was passed to the `MPI_REGISTER_DATAREP` call. MPI will only call

1 this routine with predefined datatypes employed by the user.

3 Datarep Conversion Functions

```

4
5 typedef int MPI_Datarep_conversion_function(void *userbuf,
6         MPI_Datatype datatype, int count, void *filebuf,
7         MPI_Offset position, void *extra_state);
8
9 ABSTRACT INTERFACE
10  SUBROUTINE MPI_Datarep_conversion_function(userbuf, datatype, count,
11  filebuf, position, extra_state, ierror) BIND(C)
12    USE, INTRINSIC :: ISO_C_BINDING, ONLY : C_PTR
13    TYPE(C_PTR), VALUE :: userbuf, filebuf
14    TYPE(MPI_Datatype) :: datatype
15    INTEGER :: count, ierror
16    INTEGER(KIND=MPI_OFFSET_KIND) :: position
17    INTEGER(KIND=MPI_ADDRESS_KIND) :: extra_state
18
19 SUBROUTINE DATAREP_CONVERSION_FUNCTION(USERBUF, DATATYPE, COUNT, FILEBUF,
20    POSITION, EXTRA_STATE, IERROR)
21  <TYPE> USERBUF(*), FILEBUF(*)
22  INTEGER COUNT, DATATYPE, IERROR
23  INTEGER(KIND=MPI_OFFSET_KIND) POSITION
24  INTEGER(KIND=MPI_ADDRESS_KIND) EXTRA_STATE

```

24 The function `read_conversion_fn` must convert from file data representation to native representation. Before calling this routine, MPI allocates and fills `filebuf` with `count` contiguous data items. The type of each data item matches the corresponding entry for the predefined datatype in the type signature of `datatype`. The function is passed, in `extra_state`, the argument that was passed to the `MPI_REGISTER_DATAREP` call. The function must copy all `count` data items from `filebuf` to `userbuf` in the distribution described by `datatype`, converting each data item from file representation to native representation. `datatype` will be equivalent to the datatype that the user passed to the read function. If the size of `datatype` is less than the size of the `count` data items, the conversion function must treat `datatype` as being contiguously tiled over the `userbuf`. The conversion function must begin storing converted data at the location in `userbuf` specified by `position` into the (tiled) `datatype`.

36 *Advice to users.* Although the conversion functions have similarities to `MPI_PACK` and `MPI_UNPACK`, one should note the differences in the use of the arguments `count` and `position`. In the conversion functions, `count` is a count of data items (i.e., count of typemap entries of `datatype`), and `position` is an index into this typemap. In `MPI_PACK`, `incount` refers to the number of whole datatypes, and `position` is a number of bytes. (*End of advice to users.*)

43 *Advice to implementors.* A converted read operation could be implemented as follows:

- 45 1. Get file extent of all data items
- 46 2. Allocate a filebuf large enough to hold all count data items
- 47 3. Read data from file into filebuf

4. Call `read_conversion_fn` to convert data and place it into `userbuf`
5. Deallocate `filebuf`

(End of advice to implementors.)

If MPI cannot allocate a buffer large enough to hold all the data to be converted from a read operation, it may call the conversion function repeatedly using the same `datatype` and `userbuf`, and reading successive chunks of data to be converted in `filebuf`. For the first call (and in the case when all the data to be converted fits into `filebuf`), MPI will call the function with `position` set to zero. Data converted during this call will be stored in the `userbuf` according to the first `count` data items in `datatype`. Then in subsequent calls to the conversion function, MPI will increment the value in `position` by the count of items converted in the previous call, and the `userbuf` pointer will be unchanged.

Rationale. Passing the conversion function a position and one datatype for the transfer allows the conversion function to decode the datatype only once and cache an internal representation of it on the datatype. Then on subsequent calls, the conversion function can use the `position` to quickly find its place in the datatype and continue storing converted data where it left off at the end of the previous call. *(End of rationale.)*

Advice to users. Although the conversion function may usefully cache an internal representation on the datatype, it should not cache any state information specific to an ongoing conversion operation, since it is possible for the same datatype to be used concurrently in multiple conversion operations. *(End of advice to users.)*

The function `write_conversion_fn` must convert from native representation to file data representation. Before calling this routine, MPI allocates `filebuf` of a size large enough to hold `count` contiguous data items. The type of each data item matches the corresponding entry for the predefined datatype in the type signature of `datatype`. The function must copy `count` data items from `userbuf` in the distribution described by `datatype`, to a contiguous distribution in `filebuf`, converting each data item from native representation to file representation. If the size of `datatype` is less than the size of `count` data items, the conversion function must treat `datatype` as being contiguously tiled over the `userbuf`.

The function must begin copying at the location in `userbuf` specified by `position` into the (tiled) `datatype`. `datatype` will be equivalent to the datatype that the user passed to the write function. The function is passed, in `extra_state`, the argument that was passed to the `MPI_REGISTER_DATAREP` call.

The predefined constant `MPI_CONVERSION_FN_NULL` may be used as either `write_conversion_fn` or `read_conversion_fn`. In that case, MPI will not attempt to invoke `write_conversion_fn` or `read_conversion_fn`, respectively, but will perform the requested data access using the native data representation.

An MPI implementation must ensure that all data accessed is converted, either by using a `filebuf` large enough to hold all the requested data items or else by making repeated calls to the conversion function with the same `datatype` argument and appropriate values for `position`.

An implementation will only invoke the callback routines in this section (`read_conversion_fn`, `write_conversion_fn`, and `dtype_file_extent_fn`) when one of the read or

1 write routines in Section 13.4 on page 504, or `MPI_FILE_GET_TYPE_EXTENT` is called by
2 the user. `dtype_file_extent_fn` will only be passed predefined datatypes employed by the
3 user. The conversion functions will only be passed datatypes equivalent to those that the
4 user has passed to one of the routines noted above.

5 The conversion functions must be reentrant. User defined data representations are
6 restricted to use byte alignment for all types. Furthermore, it is erroneous for the conversion
7 functions to call any collective routines or to free `datatype`.

8 The conversion functions should return an error code. If the returned error code has
9 a value other than `MPI_SUCCESS`, the implementation will raise an error in the class
10 `MPI_ERR_CONVERSION`.

12 13.7.4 Matching Data Representations

14 It is the user's responsibility to ensure that the data representation used to read data from
15 a file is *compatible* with the data representation that was used to write that data to the file.

16 In general, using the same data representation name when writing and reading a file
17 does not guarantee that the representation is compatible. Similarly, using different repre-
18 sentation names on two different implementations may yield compatible representations.

19 Compatibility can be obtained when “external32” representation is used, although
20 precision may be lost and the performance may be less than when “native” representation is
21 used. Compatibility is guaranteed using “external32” provided at least one of the following
22 conditions is met.

- 23 • The data access routines directly use types enumerated in Section 13.7.2 on page 534,
24 that are supported by all implementations participating in the I/O. The predefined
25 type used to write a data item must also be used to read a data item.
- 26 • In the case of Fortran 90 programs, the programs participating in the data accesses
27 obtain compatible datatypes using MPI routines that specify precision and/or range
28 (Section 17.1.9 on page 617).
- 29 • For any given data item, the programs participating in the data accesses use compat-
30 ible predefined types to write and read the data item.

31 User-defined data representations may be used to provide an implementation compat-
32 ibility with another implementation's “native” or “internal” representation.

33
34
35
36
37 *Advice to users.* Section 17.1.9 on page 617 defines routines that support the use of
38 matching datatypes in heterogeneous environments and contains examples illustrating
39 their use. (*End of advice to users.*)

41 13.8 Consistency and Semantics

43 13.8.1 File Consistency

44 Consistency semantics define the outcome of multiple accesses to a single file. All file
45 accesses in MPI are relative to a specific file handle created from a collective open. MPI
46 provides three levels of consistency: sequential consistency among all accesses using a single
47 file handle, sequential consistency among all accesses using file handles created from a single
48

collective open with atomic mode enabled, and user-imposed consistency among accesses other than the above. Sequential consistency means the behavior of a set of operations will be as if the operations were performed in some serial order consistent with program order; each access appears atomic, although the exact ordering of accesses is unspecified. User-imposed consistency may be obtained using program order and calls to `MPI_FILE_SYNC`.

Let FH_1 be the set of file handles created from one particular collective open of the file FOO , and FH_2 be the set of file handles created from a different collective open of FOO . Note that nothing restrictive is said about FH_1 and FH_2 : the sizes of FH_1 and FH_2 may be different, the groups of processes used for each open may or may not intersect, the file handles in FH_1 may be destroyed before those in FH_2 are created, etc. Consider the following three cases: a single file handle (e.g., $fh_1 \in FH_1$), two file handles created from a single collective open (e.g., $fh_{1a} \in FH_1$ and $fh_{1b} \in FH_1$), and two file handles from different collective opens (e.g., $fh_1 \in FH_1$ and $fh_2 \in FH_2$).

For the purpose of consistency semantics, a matched pair (Section 13.5.4 on page 523) of split collective data access operations (e.g., `MPI_FILE_READ_ALL_BEGIN` and `MPI_FILE_READ_ALL_END`) compose a single data access operation. Similarly, a non-blocking data access routine (e.g., `MPI_FILE_IREAD`) and the routine which completes the request (e.g., `MPI_WAIT`) also compose a single data access operation. For all cases below, these data access operations are subject to the same constraints as blocking data access operations.

Advice to users. For an `MPI_FILE_IREAD` and `MPI_WAIT` pair, the operation begins when `MPI_FILE_IREAD` is called and ends when `MPI_WAIT` returns. (*End of advice to users.*)

Assume that A_1 and A_2 are two data access operations. Let D_1 (D_2) be the set of absolute byte displacements of every byte accessed in A_1 (A_2). The two data accesses *overlap* if $D_1 \cap D_2 \neq \emptyset$. The two data accesses *conflict* if they overlap and at least one is a write access.

Let SEQ_{fh} be a sequence of file operations on a single file handle, bracketed by `MPI_FILE_SYNC`s on that file handle. (Both opening and closing a file implicitly perform an `MPI_FILE_SYNC`.) SEQ_{fh} is a “write sequence” if any of the data access operations in the sequence are writes or if any of the file manipulation operations in the sequence change the state of the file (e.g., `MPI_FILE_SET_SIZE` or `MPI_FILE_PREALLOCATE`). Given two sequences, SEQ_1 and SEQ_2 , we say they are not *concurrent* if one sequence is guaranteed to completely precede the other (temporally).

The requirements for guaranteeing sequential consistency among all accesses to a particular file are divided into the three cases given below. If any of these requirements are not met, then the value of all data in that file is implementation dependent.

Case 1: $fh_1 \in FH_1$ All operations on fh_1 are sequentially consistent if atomic mode is set. If nonatomic mode is set, then all operations on fh_1 are sequentially consistent if they are either nonconcurrent, nonconflicting, or both.

Case 2: $fh_{1a} \in FH_1$ and $fh_{1b} \in FH_1$ Assume A_1 is a data access operation using fh_{1a} , and A_2 is a data access operation using fh_{1b} . If for any access A_1 , there is no access A_2 that conflicts with A_1 , then MPI guarantees sequential consistency.

1 However, unlike POSIX semantics, the default MPI semantics for conflicting accesses
 2 do not guarantee sequential consistency. If A_1 and A_2 conflict, sequential consistency can be
 3 guaranteed by either enabling atomic mode via the `MPI_FILE_SET_ATOMICITY` routine,
 4 or meeting the condition described in Case 3 below.

6 **Case 3:** $fh_1 \in FH_1$ and $fh_2 \in FH_2$ Consider access to a single file using file handles from
 7 distinct collective opens. In order to guarantee sequential consistency, `MPI_FILE_SYNC`
 8 must be used (both opening and closing a file implicitly perform an `MPI_FILE_SYNC`).

9 Sequential consistency is guaranteed among accesses to a single file if for any write
 10 sequence SEQ_1 to the file, there is no sequence SEQ_2 to the file which is *concurrent* with
 11 SEQ_1 . To guarantee sequential consistency when there are write sequences,
 12 `MPI_FILE_SYNC` must be used together with a mechanism that guarantees nonconcurrency
 13 of the sequences.

14 See the examples in Section 13.8.10 on page 546 for further clarification of some of
 15 these consistency semantics.

18 `MPI_FILE_SET_ATOMICITY(fh, flag)`

19	<code>INOUT</code>	<code>fh</code>	file handle (handle)
20	<code>IN</code>	<code>flag</code>	true to set atomic mode, false to set nonatomic mode
21			(logical)

23
 24 `int MPI_File_set_atomicity(MPI_File fh, int flag)`

25 `MPI_File_set_atomicity(fh, flag, ierror) BIND(C)`

26	<code>TYPE(MPI_File), INTENT(IN) :: fh</code>
27	<code>LOGICAL, INTENT(IN) :: flag</code>
28	<code>INTEGER, OPTIONAL, INTENT(OUT) :: ierror</code>

29
 30 `MPI_FILE_SET_ATOMICITY(FH, FLAG, IERROR)`

31	<code>INTEGER FH, IERROR</code>
32	<code>LOGICAL FLAG</code>

33 Let FH be the set of file handles created by one collective open. The consistency
 34 semantics for data access operations using FH is set by collectively calling
 35 `MPI_FILE_SET_ATOMICITY` on FH . `MPI_FILE_SET_ATOMICITY` is collective; all pro-
 36 cesses in the group must pass identical values for `fh` and `flag`. If `flag` is true, atomic mode is
 37 set; if `flag` is false, nonatomic mode is set.

38 Changing the consistency semantics for an open file only affects new data accesses.
 39 All completed data accesses are guaranteed to abide by the consistency semantics in effect
 40 during their execution. Nonblocking data accesses and split collective operations that have
 41 not completed (e.g., via `MPI_WAIT`) are only guaranteed to abide by nonatomic mode
 42 consistency semantics.

44 *Advice to implementors.* Since the semantics guaranteed by atomic mode are stronger
 45 than those guaranteed by nonatomic mode, an implementation is free to adhere to
 46 the more stringent atomic mode semantics for outstanding requests. (*End of advice*
 47 *to implementors.*)

```

MPI_FILE_GET_ATOMICITY(fh, flag) 1
    IN      fh                    file handle (handle) 2
    OUT     flag                  true if atomic mode, false if nonatomic mode (logical) 3

```

```

int MPI_File_get_atomicity(MPI_File fh, int *flag) 4

```

```

MPI_File_get_atomicity(fh, flag, ierror) BIND(C) 5
    TYPE(MPI_File), INTENT(IN) :: fh 6
    LOGICAL, INTENT(OUT) :: flag 7
    INTEGER, OPTIONAL, INTENT(OUT) :: ierror 8

```

```

MPI_FILE_GET_ATOMICITY(FH, FLAG, IERROR) 9
    INTEGER FH, IERROR 10
    LOGICAL FLAG 11

```

MPI_FILE_GET_ATOMICITY returns the current consistency semantics for data access operations on the set of file handles created by one collective open. If `flag` is true, atomic mode is enabled; if `flag` is false, nonatomic mode is enabled.

```

MPI_FILE_SYNC(fh) 12
    INOUT   fh                    file handle (handle) 13

```

```

int MPI_File_sync(MPI_File fh) 14

```

```

MPI_File_sync(fh, ierror) BIND(C) 15
    TYPE(MPI_File), INTENT(IN) :: fh 16
    INTEGER, OPTIONAL, INTENT(OUT) :: ierror 17

```

```

MPI_FILE_SYNC(FH, IERROR) 18
    INTEGER FH, IERROR 19

```

Calling MPI_FILE_SYNC with `fh` causes all previous writes to `fh` by the calling process to be transferred to the storage device. If other processes have made updates to the storage device, then all such updates become visible to subsequent reads of `fh` by the calling process. MPI_FILE_SYNC may be necessary to ensure sequential consistency in certain cases (see above).

MPI_FILE_SYNC is a collective operation.

The user is responsible for ensuring that all nonblocking requests and split collective operations on `fh` have been completed before calling MPI_FILE_SYNC — otherwise, the call to MPI_FILE_SYNC is erroneous.

13.8.2 Random Access vs. Sequential Files

MPI distinguishes ordinary random access files from sequential stream files, such as pipes and tape files. Sequential stream files must be opened with the MPI_MODE_SEQUENTIAL flag set in the `amode`. For these files, the only permitted data access operations are shared file pointer reads and writes. Filetypes and etypes with holes are erroneous. In addition, the notion of file pointer is not meaningful; therefore, calls to MPI_FILE_SEEK_SHARED and MPI_FILE_GET_POSITION_SHARED are erroneous, and the pointer update rules specified

1 for the data access routines do not apply. The amount of data accessed by a data access
2 operation will be the amount requested unless the end of file is reached or an error is raised.

3
4 *Rationale.* This implies that reading on a pipe will always wait until the requested
5 amount of data is available or until the process writing to the pipe has issued an end
6 of file. (*End of rationale.*)

7
8 Finally, for some sequential files, such as those corresponding to magnetic tapes or
9 streaming network connections, writes to the file may be destructive. In other words, a
10 write may act as a truncate (a `MPI_FILE_SET_SIZE` with size set to the current position)
11 followed by the write.

12 13.8.3 Progress

14 The progress rules of MPI are both a promise to users and a set of constraints on imple-
15 mentors. In cases where the progress rules restrict possible implementation choices more
16 than the interface specification alone, the progress rules take precedence.

17 All blocking routines must complete in finite time unless an exceptional condition (such
18 as resource exhaustion) causes an error.

19 Nonblocking data access routines inherit the following progress rule from nonblocking
20 point to point communication: a nonblocking write is equivalent to a nonblocking send for
21 which a receive is eventually posted, and a nonblocking read is equivalent to a nonblocking
22 receive for which a send is eventually posted.

23 Finally, an implementation is free to delay progress of collective routines until all pro-
24 cesses in the group associated with the collective call have invoked the routine. Once all
25 processes in the group have invoked the routine, the progress rule of the equivalent noncol-
26 lective routine must be followed.

27 13.8.4 Collective File Operations

29 Collective file operations are subject to the same restrictions as collective communication
30 operations. For a complete discussion, please refer to the semantics set forth in Section 5.13
31 on page 214.

32 Collective file operations are collective over a duplicate of the communicator used to
33 open the file — this duplicate communicator is implicitly specified via the file handle ar-
34 gument. Different processes can pass different values for other arguments of a collective
35 routine unless specified otherwise.

36 13.8.5 Type Matching

37
38 The type matching rules for I/O mimic the type matching rules for communication with one
39 exception: if `etype` is `MPI_BYTE`, then this matches any `datatype` in a data access operation.
40 In general, the `etype` of data items written must match the `etype` used to read the items,
41 and for each data access operation, the current `etype` must also match the type declaration
42 of the data access buffer.

43
44
45 *Advice to users.* In most cases, use of `MPI_BYTE` as a wild card will defeat the
46 file interoperability features of MPI. File interoperability can only perform automatic
47 conversion between heterogeneous data representations when the exact `datatypes` ac-
48 cessed are explicitly specified. (*End of advice to users.*)

13.8.6 Miscellaneous Clarifications

Once an I/O routine completes, it is safe to free any opaque objects passed as arguments to that routine. For example, the `comm` and `info` used in an `MPI_FILE_OPEN`, or the `etype` and `filetype` used in an `MPI_FILE_SET_VIEW`, can be freed without affecting access to the file. Note that for nonblocking routines and split collective operations, the operation must be completed before it is safe to reuse data buffers passed as arguments.

As in communication, datatypes must be committed before they can be used in file manipulation or data access operations. For example, the `etype` and `filetype` must be committed before calling `MPI_FILE_SET_VIEW`, and the `datatype` must be committed before calling `MPI_FILE_READ` or `MPI_FILE_WRITE`.

13.8.7 MPI_Offset Type

`MPI_Offset` is an integer type of size sufficient to represent the size (in bytes) of the largest file supported by MPI. Displacements and offsets are always specified as values of type `MPI_Offset`.

In Fortran, the corresponding integer is an integer with kind parameter `MPI_OFFSET_KIND`, which is defined in the `mpi_f08` module, the `mpi` module and the `mpif.h` include file.

In Fortran 77 environments that do not support `KIND` parameters, `MPI_Offset` arguments should be declared as an `INTEGER` of suitable size. The language interoperability implications for `MPI_Offset` are similar to those for addresses (see Section 17.2 on page 647).

13.8.8 Logical vs. Physical File Layout

MPI specifies how the data should be laid out in a virtual file structure (the view), not how that file structure is to be stored on one or more disks. Specification of the physical file structure was avoided because it is expected that the mapping of files to disks will be system specific, and any specific control over file layout would therefore restrict program portability. However, there are still cases where some information may be necessary to optimize file layout. This information can be provided as *hints* specified via `info` when a file is created (see Section 13.2.8 on page 498).

13.8.9 File Size

The size of a file may be increased by writing to the file after the current end of file. The size may also be changed by calling MPI *size changing* routines, such as `MPI_FILE_SET_SIZE`. A call to a size changing routine does not necessarily change the file size. For example, calling `MPI_FILE_PREALLOCATE` with a size less than the current size does not change the size.

Consider a set of bytes that has been written to a file since the most recent call to a size changing routine, or since `MPI_FILE_OPEN` if no such routine has been called. Let the *high byte* be the byte in that set with the largest displacement. The file size is the larger of

- One plus the displacement of the high byte.
- The size immediately after the size changing routine, or `MPI_FILE_OPEN`, returned.

1 When applying consistency semantics, calls to `MPI_FILE_SET_SIZE` and
 2 `MPI_FILE_PREALLOCATE` are considered writes to the file (which conflict with operations
 3 that access bytes at displacements between the old and new file sizes), and
 4 `MPI_FILE_GET_SIZE` is considered a read of the file (which overlaps with all accesses to the
 5 file).

6
 7 *Advice to users.* Any sequence of operations containing the collective routines
 8 `MPI_FILE_SET_SIZE` and `MPI_FILE_PREALLOCATE` is a write sequence. As such,
 9 sequential consistency in nonatomic mode is not guaranteed unless the conditions in
 10 Section 13.8.1 on page 540 are satisfied. (*End of advice to users.*)

11
 12 File pointer update semantics (i.e., file pointers are updated by the amount accessed)
 13 are only guaranteed if file size changes are sequentially consistent.

14
 15 *Advice to users.* Consider the following example. Given two operations made by
 16 separate processes to a file containing 100 bytes: an `MPI_FILE_READ` of 10 bytes and
 17 an `MPI_FILE_SET_SIZE` to 0 bytes. If the user does not enforce sequential consis-
 18 tency between these two operations, the file pointer may be updated by the amount
 19 requested (10 bytes) even if the amount accessed is zero bytes. (*End of advice to*
 20 *users.*)

21 22 13.8.10 Examples

23 The examples in this section illustrate the application of the MPI consistency and semantics
 24 guarantees. These address

- 25 • conflicting accesses on file handles obtained from a single collective open, and
- 26 • all accesses on file handles obtained from two separate collective opens.

27
 28
 29 The simplest way to achieve consistency for conflicting accesses is to obtain sequential
 30 consistency by setting atomic mode. For the code below, process 1 will read either 0 or 10
 31 integers. If the latter, every element of `b` will be 5. If nonatomic mode is set, the results of
 32 the read are undefined.

```
33
34 /* Process 0 */
35 int i, a[10] ;
36 int TRUE = 1;
37
38 for ( i=0;i<10;i++)
39     a[i] = 5 ;
40
41 MPI_File_open( MPI_COMM_WORLD, "workfile",
42               MPI_MODE_RDWR | MPI_MODE_CREATE, MPI_INFO_NULL, &fh0 ) ;
43 MPI_File_set_view( fh0, 0, MPI_INT, MPI_INT, "native", MPI_INFO_NULL ) ;
44 MPI_File_set_atomicity( fh0, TRUE ) ;
45 MPI_File_write_at(fh0, 0, a, 10, MPI_INT, &status) ;
46 /* MPI_Barrier( MPI_COMM_WORLD ) ; */
47
48
```



```

/* Process 1 */
int b[10] ;
int TRUE = 1;
MPI_File_open( MPI_COMM_WORLD, "workfile",
               MPI_MODE_RDWR | MPI_MODE_CREATE, MPI_INFO_NULL, &fh1 ) ;
MPI_File_set_view( fh1, 0, MPI_INT, MPI_INT, "native", MPI_INFO_NULL ) ;
MPI_File_set_atomicity( fh1, TRUE ) ;
/* MPI_Barrier( MPI_COMM_WORLD ) ; */
MPI_File_read_at(fh1, 0, b, 10, MPI_INT, &status) ;

```

A user may guarantee that the write on process 0 precedes the read on process 1 by imposing temporal order with, for example, calls to `MPI_BARRIER`.

Advice to users. Routines other than `MPI_BARRIER` may be used to impose temporal order. In the example above, process 0 could use `MPI_SEND` to send a 0 byte message, received by process 1 using `MPI_RECV`. (*End of advice to users.*)

Alternatively, a user can impose consistency with nonatomic mode set:

```

/* Process 0 */
int i, a[10] ;
for ( i=0;i<10;i++)
    a[i] = 5 ;

MPI_File_open( MPI_COMM_WORLD, "workfile",
               MPI_MODE_RDWR | MPI_MODE_CREATE, MPI_INFO_NULL, &fh0 ) ;
MPI_File_set_view( fh0, 0, MPI_INT, MPI_INT, "native", MPI_INFO_NULL ) ;
MPI_File_write_at(fh0, 0, a, 10, MPI_INT, &status ) ;
MPI_File_sync( fh0 ) ;
MPI_Barrier( MPI_COMM_WORLD ) ;
MPI_File_sync( fh0 ) ;

/* Process 1 */
int b[10] ;
MPI_File_open( MPI_COMM_WORLD, "workfile",
               MPI_MODE_RDWR | MPI_MODE_CREATE, MPI_INFO_NULL, &fh1 ) ;
MPI_File_set_view( fh1, 0, MPI_INT, MPI_INT, "native", MPI_INFO_NULL ) ;
MPI_File_sync( fh1 ) ;
MPI_Barrier( MPI_COMM_WORLD ) ;
MPI_File_sync( fh1 ) ;
MPI_File_read_at(fh1, 0, b, 10, MPI_INT, &status ) ;

```

The “sync-barrier-sync” construct is required because:

- The barrier ensures that the write on process 0 occurs before the read on process 1.
- The first sync guarantees that the data written by all processes is transferred to the storage device.
- The second sync guarantees that all data which has been transferred to the storage device is visible to all processes. (This does not affect process 0 in this example.)

The following program represents an erroneous attempt to achieve consistency by eliminating the apparently superfluous second “sync” call for each process.

```

1
2
3
4 /* ----- THIS EXAMPLE IS ERRONEOUS ----- */
5 /* Process 0 */
6 int i, a[10] ;
7 for ( i=0;i<10;i++)
8     a[i] = 5 ;
9
10 MPI_File_open( MPI_COMM_WORLD, "workfile",
11               MPI_MODE_RDWR | MPI_MODE_CREATE, MPI_INFO_NULL, &fh0 ) ;
12 MPI_File_set_view( fh0, 0, MPI_INT, MPI_INT, "native", MPI_INFO_NULL ) ;
13 MPI_File_write_at(fh0, 0, a, 10, MPI_INT, &status ) ;
14 MPI_File_sync( fh0 ) ;
15 MPI_Barrier( MPI_COMM_WORLD ) ;
16
17 /* Process 1 */
18 int b[10] ;
19 MPI_File_open( MPI_COMM_WORLD, "workfile",
20               MPI_MODE_RDWR | MPI_MODE_CREATE, MPI_INFO_NULL, &fh1 ) ;
21 MPI_File_set_view( fh1, 0, MPI_INT, MPI_INT, "native", MPI_INFO_NULL ) ;
22 MPI_Barrier( MPI_COMM_WORLD ) ;
23 MPI_File_sync( fh1 ) ;
24 MPI_File_read_at(fh1, 0, b, 10, MPI_INT, &status ) ;
25
26 /* ----- THIS EXAMPLE IS ERRONEOUS ----- */

```

The above program also violates the MPI rule against out-of-order collective operations and will deadlock for implementations in which MPI_FILE_SYNC blocks.

Advice to users. Some implementations may choose to implement MPI_FILE_SYNC as a temporally synchronizing function. When using such an implementation, the “sync-barrier-sync” construct above can be replaced by a single “sync.” The results of using such code with an implementation for which MPI_FILE_SYNC is not temporally synchronizing is undefined. (*End of advice to users.*)

Asynchronous I/O

The behavior of asynchronous I/O operations is determined by applying the rules specified above for synchronous I/O operations.

The following examples all access a preexisting file “myfile.” Word 10 in myfile initially contains the integer 2. Each example writes and reads word 10.

First consider the following code fragment:

```

43 int a = 4, b, TRUE=1;
44 MPI_File_open( MPI_COMM_WORLD, "myfile",
45               MPI_MODE_RDWR, MPI_INFO_NULL, &fh ) ;
46 MPI_File_set_view( fh, 0, MPI_INT, MPI_INT, "native", MPI_INFO_NULL ) ;
47 /* MPI_File_set_atomicity( fh, TRUE ) ; Use this to set atomic mode. */
48

```

```

MPI_File_iread_at(fh, 10, &b, 1, MPI_INT, &reqs[1]) ;
MPI_File_iwrite_at(fh, 10, &a, 1, MPI_INT, &reqs[0]) ;
MPI_Waitall(2, reqs, statuses) ;

```

For asynchronous data access operations, MPI specifies that the access occurs at any time between the call to the asynchronous data access routine and the return from the corresponding request complete routine. Thus, executing either the read before the write, or the write before the read is consistent with program order. If atomic mode is set, then MPI guarantees sequential consistency, and the program will read either 2 or 4 into `b`. If atomic mode is not set, then sequential consistency is not guaranteed and the program may read something other than 2 or 4 due to the conflicting data access.

Similarly, the following code fragment does not order file accesses:

```

int a = 4, b;
MPI_File_open( MPI_COMM_WORLD, "myfile",
               MPI_MODE_RDWR, MPI_INFO_NULL, &fh ) ;
MPI_File_set_view( fh, 0, MPI_INT, MPI_INT, "native", MPI_INFO_NULL ) ;
/* MPI_File_set_atomicity( fh, TRUE ) ; Use this to set atomic mode. */
MPI_File_iwrite_at(fh, 10, &a, 1, MPI_INT, &reqs[0]) ;
MPI_File_iread_at(fh, 10, &b, 1, MPI_INT, &reqs[1]) ;
MPI_Wait(&reqs[0], &status) ;
MPI_Wait(&reqs[1], &status) ;

```

If atomic mode is set, either 2 or 4 will be read into `b`. Again, MPI does not guarantee sequential consistency in nonatomic mode.

On the other hand, the following code fragment:

```

int a = 4, b;
MPI_File_open( MPI_COMM_WORLD, "myfile",
               MPI_MODE_RDWR, MPI_INFO_NULL, &fh ) ;
MPI_File_set_view( fh, 0, MPI_INT, MPI_INT, "native", MPI_INFO_NULL ) ;
MPI_File_iwrite_at(fh, 10, &a, 1, MPI_INT, &reqs[0]) ;
MPI_Wait(&reqs[0], &status) ;
MPI_File_iread_at(fh, 10, &b, 1, MPI_INT, &reqs[1]) ;
MPI_Wait(&reqs[1], &status) ;

```

defines the same ordering as:

```

int a = 4, b;
MPI_File_open( MPI_COMM_WORLD, "myfile",
               MPI_MODE_RDWR, MPI_INFO_NULL, &fh ) ;
MPI_File_set_view( fh, 0, MPI_INT, MPI_INT, "native", MPI_INFO_NULL ) ;
MPI_File_write_at(fh, 10, &a, 1, MPI_INT, &status) ;
MPI_File_read_at(fh, 10, &b, 1, MPI_INT, &status) ;

```

Since

- nonconcurrent operations on a single file handle are sequentially consistent, and
- the program fragments specify an order for the operations,

1 MPI guarantees that both program fragments will read the value 4 into `b`. There is no need
2 to set atomic mode for this example.

3 Similar considerations apply to conflicting accesses of the form:

```
4 MPI_File_write_all_begin(fh,...) ;  
5 MPI_File_iread(fh,...) ;  
6 MPI_Wait(fh,...) ;  
7 MPI_File_write_all_end(fh,...) ;
```

9 Recall that constraints governing consistency and semantics are not relevant to the
10 following:

```
11  
12 MPI_File_write_all_begin(fh,...) ;  
13 MPI_File_read_all_begin(fh,...) ;  
14 MPI_File_read_all_end(fh,...) ;  
15 MPI_File_write_all_end(fh,...) ;
```

16 since split collective operations on the same file handle may not overlap (see Section 13.5.4
17 on page 523).

20 13.9 I/O Error Handling

21
22 By default, communication errors are fatal — `MPI_ERRORS_ARE_FATAL` is the default error
23 handler associated with `MPI_COMM_WORLD`. I/O errors are usually less catastrophic (e.g.,
24 “file not found”) than communication errors, and common practice is to catch these errors
25 and continue executing. For this reason, MPI provides additional error facilities for I/O.

26
27 *Advice to users.* MPI does not specify the state of a computation after an erroneous
28 MPI call has occurred. A high-quality implementation will support the I/O error
29 handling facilities, allowing users to write programs using common practice for I/O.
30 (*End of advice to users.*)

31
32 Like communicators, each file handle has an error handler associated with it. The MPI
33 I/O error handling routines are defined in Section 8.3 on page 340.

34 When MPI calls a user-defined error handler resulting from an error on a particular
35 file handle, the first two arguments passed to the file error handler are the file handle and
36 the error code. For I/O errors that are not associated with a valid file handle (e.g., in
37 `MPI_FILE_OPEN` or `MPI_FILE_DELETE`), the first argument passed to the error handler is
38 `MPI_FILE_NULL`.

39 I/O error handling differs from communication error handling in another important
40 aspect. By default, the predefined error handler for file handles is `MPI_ERRORS_RETURN`.
41 The default file error handler has two purposes: when a new file handle is created (by
42 `MPI_FILE_OPEN`), the error handler for the new file handle is initially set to the default
43 error handler, and I/O routines that have no valid file handle on which to raise an error
44 (e.g., `MPI_FILE_OPEN` or `MPI_FILE_DELETE`) use the default file error handler. The de-
45 fault file error handler can be changed by specifying `MPI_FILE_NULL` as the `fh` argument
46 to `MPI_FILE_SET_ERRHANDLER`. The current value of the default file error handler can
47 be determined by passing `MPI_FILE_NULL` as the `fh` argument to
48 `MPI_FILE_GET_ERRHANDLER`.

Rationale. For communication, the default error handler is inherited from MPI_COMM_WORLD. In I/O, there is no analogous “root” file handle from which default properties can be inherited. Rather than invent a new global file handle, the default file error handler is manipulated as if it were attached to MPI_FILE_NULL. (*End of rationale.*)

13.10 I/O Error Classes

The implementation dependent error codes returned by the I/O routines can be converted into the error classes defined in Table 13.3.

In addition, calls to routines in this chapter may raise errors in other MPI classes, such as MPI_ERR_TYPE.

MPI_ERR_FILE	Invalid file handle
MPI_ERR_NOT_SAME	Collective argument not identical on all processes, or collective routines called in a different order by different processes
MPI_ERR_AMODE	Error related to the <code>amode</code> passed to MPI_FILE_OPEN
MPI_ERR_UNSUPPORTED_DATAREP	Unsupported <code>datarep</code> passed to MPI_FILE_SET_VIEW
MPI_ERR_UNSUPPORTED_OPERATION	Unsupported operation, such as seeking on a file which supports sequential access only
MPI_ERR_NO_SUCH_FILE	File does not exist
MPI_ERR_FILE_EXISTS	File exists
MPI_ERR_BAD_FILE	Invalid file name (e.g., path name too long)
MPI_ERR_ACCESS	Permission denied
MPI_ERR_NO_SPACE	Not enough space
MPI_ERR_QUOTA	Quota exceeded
MPI_ERR_READ_ONLY	Read-only file or file system
MPI_ERR_FILE_IN_USE	File operation could not be completed, as the file is currently open by some process
MPI_ERR_DUP_DATAREP	Conversion functions could not be registered because a data representation identifier that was already defined was passed to MPI_REGISTER_DATAREP
MPI_ERR_CONVERSION	An error occurred in a user supplied data conversion function.
MPI_ERR_IO	Other I/O error

Table 13.3: I/O Error Classes

13.11 Examples

13.11.1 Double Buffering with Split Collective I/O

This example shows how to overlap computation and output. The computation is performed by the function `compute_buffer()`.

```

7  /*=====
8  *
9  * Function:          double_buffer
10 *
11 * Synopsis:
12 *   void double_buffer(
13 *       MPI_File fh,                ** IN
14 *       MPI_Datatype buftype,       ** IN
15 *       int bufcount                ** IN
16 *   )
17 *
18 * Description:
19 *   Performs the steps to overlap computation with a collective write
20 *   by using a double-buffering technique.
21 *
22 * Parameters:
23 *   fh                previously opened MPI file handle
24 *   buftype           MPI datatype for memory layout
25 *                   (Assumes a compatible view has been set on fh)
26 *   bufcount         # buftype elements to transfer
27 *-----*/
28
29 /* this macro switches which buffer "x" is pointing to */
30 #define TOGGLE_PTR(x) (((x)==(buffer1)) ? (x=buffer2) : (x=buffer1))
31
32 void double_buffer( MPI_File fh, MPI_Datatype buftype, int bufcount)
33 {
34
35     MPI_Status status;          /* status for MPI calls */
36     float *buffer1, *buffer2;  /* buffers to hold results */
37     float *compute_buf_ptr;    /* destination buffer */
38                               /* for computing */
39     float *write_buf_ptr;      /* source for writing */
40     int done;                  /* determines when to quit */
41
42     /* buffer initialization */
43     buffer1 = (float *)
44             malloc(bufcount*sizeof(float)) ;
45     buffer2 = (float *)
46             malloc(bufcount*sizeof(float)) ;
47     compute_buf_ptr = buffer1 ; /* initially point to buffer1 */
48     write_buf_ptr   = buffer1 ; /* initially point to buffer1 */

```

```

1
2
3  /* DOUBLE-BUFFER prolog:
4   *   compute buffer1; then initiate writing buffer1 to disk
5   */
6 compute_buffer(compute_buf_ptr, bufcount, &done);
7 MPI_File_write_all_begin(fh, write_buf_ptr, bufcount, buftype);
8
9  /* DOUBLE-BUFFER steady state:
10 *   Overlap writing old results from buffer pointed to by write_buf_ptr
11 *   with computing new results into buffer pointed to by compute_buf_ptr.
12 *
13 *   There is always one write-buffer and one compute-buffer in use
14 *   during steady state.
15 */
16 while (!done) {
17     TOGGLE_PTR(compute_buf_ptr);
18     compute_buffer(compute_buf_ptr, bufcount, &done);
19     MPI_File_write_all_end(fh, write_buf_ptr, &status);
20     TOGGLE_PTR(write_buf_ptr);
21     MPI_File_write_all_begin(fh, write_buf_ptr, bufcount, buftype);
22 }
23
24 /* DOUBLE-BUFFER epilog:
25 *   wait for final write to complete.
26 */
27 MPI_File_write_all_end(fh, write_buf_ptr, &status);
28
29
30 /* buffer cleanup */
31 free(buffer1);
32 free(buffer2);
33 }

```

13.11.2 Subarray Filetype Constructor

Assume we are writing out a 100x100 2D array of double precision floating point numbers that is distributed among 4 processes such that each process has a block of 25 columns (e.g., process 0 has columns 0–24, process 1 has columns 25–49, etc.; see Figure 13.4). To create the filetypes for each process one could use the following C program (see

13.12

4.1.3):

```

46 double subarray[100][25];
47 MPI_Datatype filetype;
48 int sizes[2], subsizes[2], starts[2];

```

1
2
3
4
5
6
7
8
9
10
11
12
13
14
15
16
17
18
19
20
21
22
23
24
25
26
27
28
29
30
31
32
33
34
35
36
37
38
39
40
41
42
43
44
45
46
47
48

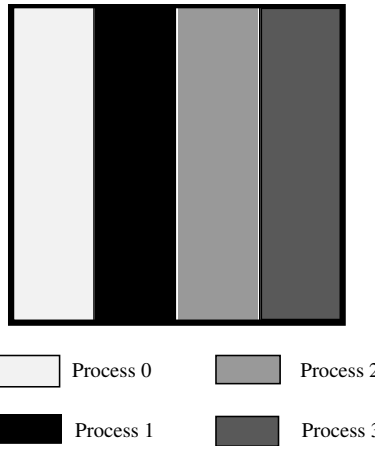


Figure 13.4: Example array file layout

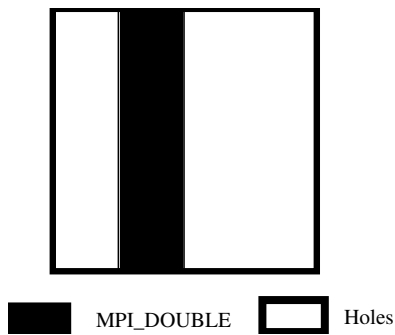


Figure 13.5: Example local array filetype for process 1


```
int rank; 1
2
MPI_Comm_rank(MPI_COMM_WORLD, &rank); 3
sizes[0]=100; sizes[1]=100; 4
subsizes[0]=100; subsizes[1]=25; 5
starts[0]=0; starts[1]=rank*subsizes[1]; 6
7
MPI_Type_create_subarray(2, sizes, subsizes, starts, MPI_ORDER_C, 8
MPI_DOUBLE, &filetype); 9
10
```

Or, equivalently in Fortran: 11

```
double precision subarray(100,25) 12
integer filetype, rank, ierror 13
integer sizes(2), subsizes(2), starts(2) 14
15
call MPI_COMM_RANK(MPI_COMM_WORLD, rank, ierror) 16
17
sizes(1)=100 18
sizes(2)=100 19
subsizes(1)=100 20
subsizes(2)=25 21
starts(1)=0 22
starts(2)=rank*subsizes(2) 23
24
call MPI_TYPE_CREATE_SUBARRAY(2, sizes, subsizes, starts, & 25
MPI_ORDER_FORTRAN, MPI_DOUBLE_PRECISION, & 26
filetype, ierror) 27
28
```

The generated filetype will then describe the portion of the file contained within the process's subarray with holes for the space taken by the other processes. Figure 13.5 shows the filetype created for process 1. 29
30
31
32
33
34
35
36
37
38
39
40
41
42
43
44
45
46
47
48

1
2
3
4
5
6
7
8
9
10
11
12
13
14
15
16
17
18
19
20
21
22
23
24
25
26
27
28
29
30
31
32
33
34
35
36
37
38
39
40
41
42
43
44
45
46
47
48

Chapter 14

Tool Support

14.1 Introduction

This chapter discusses interfaces that allow debuggers, performance analyzers, and other tools to extract information about the operation of MPI processes. Specifically, this chapter defines both the MPI profiling interface (Section 14.2), which supports the transparent interception and inspection of MPI calls, and the MPI tool information interface (Section 14.3), which supports the inspection and manipulation of MPI control and performance variables. The interfaces described in this chapter are all defined in the context of an MPI process, i.e., are callable from the same code that invokes other MPI functions.

14.2 Profiling Interface

14.2.1 Requirements

To meet the requirements for the MPI profiling interface, an implementation of the MPI functions *must*

1. provide a mechanism through which all of the MPI defined functions, except those allowed as macros (See Section 2.6.4), may be accessed with a name shift. This requires, in C and Fortran, an alternate entry point name, with the prefix `PMPI_` for each MPI function in each provided language binding and language support method. For routines implemented as macros, it is still required that the `PMPI_` version be supplied and work as expected, but it is not possible to replace at link time the `MPI_` version with a user-defined version.

For Fortran, the different support methods cause several linker names. Therefore, several profiling routines (with these linker names) are needed for each Fortran MPI routine, as described in Section 17.1.5 on page 607.

2. ensure that those MPI functions that are not replaced may still be linked into an executable image without causing name clashes.
3. document the implementation of different language bindings of the MPI interface if they are layered on top of each other, so that the profiler developer knows whether she must implement the profile interface for each binding, or can economize by implementing it only for the lowest level routines.

- 1 4. where the implementation of different language bindings is done through a layered
2 approach (e.g., the Fortran binding is a set of “wrapper” functions that call the C
3 implementation), ensure that these wrapper functions are separable from the rest of
4 the library.

5 This separability is necessary to allow a separate profiling library to be correctly
6 implemented, since (at least with Unix linker semantics) the profiling library must
7 contain these wrapper functions if it is to perform as expected. This requirement
8 allows the person who builds the profiling library to extract these functions from the
9 original MPI library and add them into the profiling library without bringing along
10 any other unnecessary code.

- 11
12 5. provide a no-op routine `MPI_PCONTROL` in the MPI library.

13 14 14.2.2 Discussion

15 The objective of the MPI profiling interface is to ensure that it is relatively easy for authors
16 of profiling (and other similar) tools to interface their codes to MPI implementations on
17 different machines.

18 Since MPI is a machine independent standard with many different implementations,
19 it is unreasonable to expect that the authors of profiling tools for MPI will have access to
20 the source code that implements MPI on any particular machine. It is therefore necessary
21 to provide a mechanism by which the implementors of such tools can collect whatever
22 performance information they wish *without* access to the underlying implementation.

23 We believe that having such an interface is important if MPI is to be attractive to end
24 users, since the availability of many different tools will be a significant factor in attracting
25 users to the MPI standard.

26 The profiling interface is just that, an interface. It says *nothing* about the way in which
27 it is used. There is therefore no attempt to lay down what information is collected through
28 the interface, or how the collected information is saved, filtered, or displayed.

29 While the initial impetus for the development of this interface arose from the desire to
30 permit the implementation of profiling tools, it is clear that an interface like that specified
31 may also prove useful for other purposes, such as “internetworking” multiple MPI imple-
32 mentations. Since all that is defined is an interface, there is no objection to its being used
33 wherever it is useful.

34 As the issues being addressed here are intimately tied up with the way in which ex-
35 ecutable images are built, which may differ greatly on different machines, the examples
36 given below should be treated solely as one way of implementing the objective of the MPI
37 profiling interface. The actual requirements made of an implementation are those detailed
38 in the Requirements section above, the whole of the rest of this section is only present as
39 justification and discussion of the logic for those requirements.

40 The examples below show one way in which an implementation could be constructed to
41 meet the requirements on a Unix system (there are doubtless others that would be equally
42 valid).

43 44 14.2.3 Logic of the Design

45 Provided that an MPI implementation meets the requirements above, it is possible for
46 the implementor of the profiling system to intercept the MPI calls that are made by the
47
48

user program. She can then collect whatever information she requires before calling the underlying MPI implementation (through its name shifted entry points) to achieve the desired effects.

14.2.4 Miscellaneous Control of Profiling

There is a clear requirement for the user code to be able to control the profiler dynamically at run time. This capability is normally used for (at least) the purposes of

- Enabling and disabling profiling depending on the state of the calculation.
- Flushing trace buffers at non-critical points in the calculation.
- Adding user events to a trace file.

These requirements are met by use of `MPI_PCONTROL`.

```
MPI_PCONTROL(level, ...)
```

```
IN          level          Profiling level (integer)
```

```
int MPI_Pcontrol(const int level, ...)
```

```
MPI_Pcontrol(level) BIND(C)
    INTEGER, INTENT(IN) :: level
```

```
MPI_PCONTROL(LEVEL)
    INTEGER LEVEL
```

MPI libraries themselves make no use of this routine, and simply return immediately to the user code. However the presence of calls to this routine allows a profiling package to be explicitly called by the user.

Since MPI has no control of the implementation of the profiling code, we are unable to specify precisely the semantics that will be provided by calls to `MPI_PCONTROL`. This vagueness extends to the number of arguments to the function, and their datatypes.

However to provide some level of portability of user codes to different profiling libraries, we request the following meanings for certain values of `level`.

- `level==0` Profiling is disabled.
- `level==1` Profiling is enabled at a normal default level of detail.
- `level==2` Profile buffers are flushed, which may be a no-op in some profilers.
- All other values of `level` have profile library defined effects and additional arguments.

We also request that the default state after `MPI_INIT` has been called is for profiling to be enabled at the normal default level. (i.e., as if `MPI_PCONTROL` had just been called with the argument 1). This allows users to link with a profiling library and to obtain profile output without having to modify their source code at all.

The provision of `MPI_PCONTROL` as a no-op in the standard MPI library supports the collection of more detailed profiling information with source code that can still link against the standard MPI library.

14.2.5 Profiler Implementation Example

A profiler can accumulate the total amount of data sent by the MPI_SEND function, along with the total elapsed time spent in the function as the following example shows:

Example 14.1

```

1  static int totalBytes = 0;
2  static double totalTime = 0.0;
3
4  int MPI_Send(const void* buffer, int count, MPI_Datatype datatype,
5              int dest, int tag, MPI_Comm comm)
6  {
7      double tstart = MPI_Wtime();      /* Pass on all arguments */
8      int extent;
9      int result = PMPI_Send(buffer, count, datatype, dest, tag, comm);
10
11     totalTime += MPI_Wtime() - tstart;    /* and time */
12
13     MPI_Type_size(datatype, &extent); /* Compute size */
14     totalBytes += count*extent;
15
16     return result;
17 }

```

14.2.6 MPI Library Implementation Example

If the MPI library is implemented in C on a Unix system, then there are various options, including the two presented here, for supporting the name-shift requirement. The choice between these two options depends partly on whether the linker and compiler support weak symbols.

Systems with Weak Symbols

If the compiler and linker support weak external symbols (e.g., Solaris 2.x, other System V.4 machines), then only a single library is required as the following example shows:

Example 14.2

```

36 #pragma weak MPI_Example = PMPI_Example
37
38 int PMPI_Example(/* appropriate args */)
39 {
40     /* Useful content */
41 }

```

The effect of this `#pragma` is to define the external symbol `MPI_Example` as a weak definition. This means that the linker will not complain if there is another definition of the symbol (for instance in the profiling library); however if no other definition exists, then the linker will use the weak definition.

Systems Without Weak Symbols

In the absence of weak symbols then one possible solution would be to use the C macro preprocessor as the following example shows:

Example 14.3

```
#ifndef PROFILELIB
#   ifdef __STDC__
#       define FUNCTION(name) P##name
#   else
#       define FUNCTION(name) P/**/name
#   endif
#else
#   define FUNCTION(name) name
#endif
```

Each of the user visible functions in the library would then be declared thus

```
int FUNCTION(MPI_Example)(/* appropriate args */)
{
    /* Useful content */
}
```

The same source file can then be compiled to produce both versions of the library, depending on the state of the PROFILELIB macro symbol.

It is required that the standard MPI library be built in such a way that the inclusion of MPI functions can be achieved one at a time. This is a somewhat unpleasant requirement, since it may mean that each external function has to be compiled from a separate file. However this is necessary so that the author of the profiling library need only define those MPI functions that she wishes to intercept, references to any others being fulfilled by the normal MPI library. Therefore the link step can look something like this

```
% cc ... -lmyprof -lpmpl -lmpi
```

Here `libmyprof.a` contains the profiler functions that intercept some of the MPI functions, `libpmpl.a` contains the “name shifted” MPI functions, and `libmpi.a` contains the normal definitions of the MPI functions.

14.2.7 Complications

Multiple Counting

Since parts of the MPI library may themselves be implemented using more basic MPI functions (e.g., a portable implementation of the collective operations implemented using point to point communications), there is potential for profiling functions to be called from within an MPI function that was called from a profiling function. This could lead to “double counting” of the time spent in the inner routine. Since this effect could actually be useful under some circumstances (e.g., it might allow one to answer the question “How much time is spent in the point to point routines when they are called from collective functions?”), we have decided not to enforce any restrictions on the author of the MPI library that would

1 overcome this. Therefore the author of the profiling library should be aware of this problem,
2 and guard against it. In a single-threaded world this is easily achieved through use of a
3 static variable in the profiling code that remembers if you are already inside a profiling
4 routine. It becomes more complex in a multi-threaded environment (as does the meaning
5 of the times recorded).

7 Linker Oddities

8
9 The Unix linker traditionally operates in one pass: the effect of this is that functions from
10 libraries are only included in the image if they are needed at the time the library is scanned.
11 When combined with weak symbols, or multiple definitions of the same function, this can
12 cause odd (and unexpected) effects.

13 Consider, for instance, an implementation of MPI in which the Fortran binding is
14 achieved by using wrapper functions on top of the C implementation. The author of the
15 profile library then assumes that it is reasonable only to provide profile functions for the C
16 binding, since Fortran will eventually call these, and the cost of the wrappers is assumed
17 to be small. However, if the wrapper functions are not in the profiling library, then none
18 of the profiled entry points will be undefined when the profiling library is called. Therefore
19 none of the profiling code will be included in the image. When the standard MPI library
20 is scanned, the Fortran wrappers will be resolved, and will also pull in the base versions of
21 the MPI functions. The overall effect is that the code will link successfully, but will not be
22 profiled.

23 To overcome this we must ensure that the Fortran wrapper functions are included in
24 the profiling version of the library. We ensure that this is possible by requiring that these
25 be separable from the rest of the base MPI library. This allows them to be copied out of
26 the base library and into the profiling one using a tool such as `ar`.

28 Fortran Support Methods

29 The different Fortran support methods and possible options for the support of subarrays
30 (depending on whether the compiler can support `TYPE(*)`, `DIMENSION(..)` choice buffers)
31 imply different linker names for the same Fortran MPI routine. The rules and implications
32 for the profiling interface are described in Section 17.1.5 on page 607.

34 14.2.8 Multiple Levels of Interception

35
36 The scheme given here does not directly support the nesting of profiling functions, since it
37 provides only a single alternative name for each MPI function. Consideration was given to
38 an implementation that would allow multiple levels of call interception, however we were
39 unable to construct an implementation of this that did not have the following disadvantages

- 40 • assuming a particular implementation language,
- 41
- 42 • imposing a run time cost even when no profiling was taking place.
- 43

44 Since one of the objectives of MPI is to permit efficient, low latency implementations, and
45 it is not the business of a standard to require a particular implementation language, we
46 decided to accept the scheme outlined above.

47 Note, however, that it is possible to use the scheme above to implement a multi-level
48 system, since the function called by the user may call many different profiling functions

before calling the underlying MPI function. This capability has been demonstrated in the P^NMPI tool infrastructure [51].

14.3 The MPI Tool Information Interface

MPI implementations often use internal variables to control their operation and performance. Understanding and manipulating these variables can provide a more efficient execution environment or improve performance for many applications. This section describes the MPI tool information interface, which provides a mechanism for MPI implementors to expose variables, each of which represents a particular property, setting, or performance measurement from within the MPI implementation. The interface is split into two parts: the first part provides information about and supports the setting of control variables through which the MPI implementation tunes its configuration. The second part provides access to performance variables that can provide insight into internal performance information of the MPI implementation.

To avoid restrictions on the MPI implementation, the MPI tool information interface allows the implementation to specify which control and performance variables exist. Additionally, the user of the MPI tool information interface can obtain metadata about each available variable, such as its datatype, and a textual description. The MPI tool information interface provides the necessary routines to find all variables that exist in a particular MPI implementation, to query their properties, to retrieve descriptions about their meaning, and to access and, if appropriate, to alter their values.

The MPI tool information interface can be used independently from the MPI communication functionality. In particular, the routines of this interface can be called before MPI_INIT (or equivalent) and after MPI_FINALIZE. In order to support this behavior cleanly, the MPI tool information interface uses separate initialization and finalization routines. All identifiers used in the MPI tool information interface have the prefix MPI_T_.

On success, all MPI tool information interface routines return MPI_SUCCESS, otherwise they return an appropriate and unique return code indicating the reason why the call was not successfully completed. Details on return codes can be found in Section 14.3.9. However, unsuccessful calls to the MPI tool information interface are not fatal and do not impact the execution of subsequent MPI routines.

Since the MPI tool information interface primarily focuses on tools and support libraries, MPI implementations are only required to provide C bindings for functions introduced in this section. Except where otherwise noted, all conventions and principles governing the C bindings of the MPI API also apply to the MPI tool information interface, which is available by including the `mpi.h` header file. All routines in this interface have local semantics.

Advice to users. The number and type of control variables and performance variables can vary between MPI implementations, platforms and different builds of the same implementation on the same platform as well as between runs. Hence, any application relying on a particular variable will not be portable. Further, there is no guarantee that number of variables, variable indices, and variable names are the same across processes.

This interface is primarily intended for performance monitoring tools, support tools, and libraries controlling the application's environment. When maximum portability

is desired, application programmers should either avoid using the MPI tool information interface or avoid being dependent on the existence of a particular control or performance variable. (*End of advice to users.*)

14.3.1 Verbosity Levels

The MPI tool information interface provides access to internal configuration and performance information through a set of control and performance variables defined by the MPI implementation. Since some implementations may export a large number of variables, variables are classified by a verbosity level that categorizes both their intended audience (end users, performance tuners or MPI implementors) and a relative measure of level of detail (basic, detailed or all). These verbosity levels are described by a single integer. Table 14.1 lists the constants for all possible verbosity levels. The values of the constants are monotonic in the order listed in the table; i.e., `MPI_T_VERBOSITY_USER_BASIC` < `MPI_T_VERBOSITY_USER_DETAIL` < ... < `MPI_T_VERBOSITY_MPIDEV_ALL`.

<code>MPI_T_VERBOSITY_USER_BASIC</code>	Basic information of interest to users
<code>MPI_T_VERBOSITY_USER_DETAIL</code>	Detailed information of interest to users
<code>MPI_T_VERBOSITY_USER_ALL</code>	All remaining information of interest to users
<code>MPI_T_VERBOSITY_TUNER_BASIC</code>	Basic information required for tuning
<code>MPI_T_VERBOSITY_TUNER_DETAIL</code>	Detailed information required for tuning
<code>MPI_T_VERBOSITY_TUNER_ALL</code>	All remaining information required for tuning
<code>MPI_T_VERBOSITY_MPIDEV_BASIC</code>	Basic information for MPI implementors
<code>MPI_T_VERBOSITY_MPIDEV_DETAIL</code>	Detailed information for MPI implementors
<code>MPI_T_VERBOSITY_MPIDEV_ALL</code>	All remaining information for MPI implementors

Table 14.1: MPI tool information interface verbosity levels

14.3.2 Binding MPI Tool Information Interface Variables to MPI Objects

Each MPI tool information interface variable provides access to a particular control setting or performance property of the MPI implementation. A variable may refer to a specific MPI object such as a communicator, datatype, or one-sided communication window, or the variable may refer more generally to the MPI environment of the process. Except for the last case, the variable must be bound to exactly one MPI object before it can be used. Table 14.2 lists all MPI object types to which an MPI tool information interface variable can be bound, together with the matching constant that MPI tool information interface routines return to identify the object type.

Rationale. Some variables have meanings tied to a specific MPI object. Examples include the number of send or receive operations that use a particular datatype, the number of times a particular error handler has been called, or the communication protocol and “eager limit” used for a particular communicator. Creating a new MPI tool information interface variable for each MPI object would cause the number of variables to grow without bound, since they cannot be reused to avoid naming conflicts. By associating MPI tool information interface variables with a specific MPI object, the MPI implementation only must specify and maintain a single variable, which can

Constant	MPI object
MPI_T_BIND_NO_OBJECT	N/A; applies globally to entire MPI process
MPI_T_BIND_MPI_COMM	MPI communicators
MPI_T_BIND_MPI_DATATYPE	MPI datatypes
MPI_T_BIND_MPI_ERRHANDLER	MPI error handlers
MPI_T_BIND_MPI_FILE	MPI file handles
MPI_T_BIND_MPI_GROUP	MPI groups
MPI_T_BIND_MPI_OP	MPI reduction operators
MPI_T_BIND_MPI_REQUEST	MPI requests
MPI_T_BIND_MPI_WIN	MPI windows for one-sided communication
MPI_T_BIND_MPI_MESSAGE	MPI message object
MPI_T_BIND_MPI_INFO	MPI info object

Table 14.2: Constants to identify associations of variables

then be applied to as many MPI objects of the respective type as created during the program's execution. (*End of rationale.*)

14.3.3 Convention for Returning Strings

Several MPI tool information interface functions return one or more strings. These functions have two arguments for each string to be returned: an OUT parameter that identifies a pointer to the buffer in which the string will be returned, and an IN/OUT parameter to pass the length of the buffer. The user is responsible for the memory allocation of the buffer and must pass the size of the buffer (n) as the length argument. Let n be the length value specified to the function. On return, the function writes at most $n - 1$ of the string's characters into the buffer, followed by a null terminator. If the returned string's length is greater than or equal to n , the string will be truncated to $n - 1$ characters. In this case, the length of the string plus one (for the terminating null character) is returned in the length argument. If the user passes the null pointer as the buffer argument or passes 0 as the length argument, the function does not return the string and only returns the length of the string plus one in the length argument. If the user passes the null pointer as the length argument, the buffer argument is ignored and nothing is returned.

14.3.4 Initialization and Finalization

The MPI tool information interface requires a separate set of initialization and finalization routines.

MPI_T_INIT_THREAD(required, provided)

IN	required	desired level of thread support (integer)
OUT	provided	provided level of thread support (integer)

```
int MPI_T_init_thread(int required, int *provided)
```

1 All programs or tools that use the MPI tool information interface must initialize the
 2 MPI tool information interface in the processes that will use the interface before calling
 3 any other of its routines. A user can initialize the MPI tool information interface by calling
 4 `MPI_T_INIT_THREAD`, which can be called multiple times. In addition, this routine initial-
 5 izes the thread environment for all routines in the MPI tool information interface. Calling
 6 this routine when the MPI tool information interface is already initialized has no effect
 7 beyond increasing the reference count of how often the interface has been initialized. The
 8 argument `required` is used to specify the desired level of thread support. The possible values
 9 and their semantics are identical to the ones that can be used with `MPI_INIT_THREAD`
 10 listed in Section 12.4. The call returns in `provided` information about the actual level of
 11 thread support that will be provided by the MPI implementation for calls to MPI tool
 12 information interface routines. It can be one of the four values listed in Section 12.4.

13 The MPI specification does not require all MPI processes to exist before the call to
 14 `MPI_INIT`. If the MPI tool information interface is used before `MPI_INIT` has been called,
 15 the user is responsible for ensuring that the MPI tool information interface is initialized on
 16 all processes it is used in. Processes created by the MPI implementation during `MPI_INIT`
 17 inherit the status of the MPI tool information interface (whether it is initialized or not as
 18 well as all active sessions and handles) from the process from which they are created.

19 Processes created at runtime as a result of calls to MPI's dynamic process management
 20 require their own initialization before they can use the MPI tool information interface.

21
 22 *Advice to users.* If `MPI_T_INIT_THREAD` is called before `MPI_INIT_THREAD`,
 23 the requested and granted thread level for `MPI_T_INIT_THREAD` may influence the
 24 behavior and return value of `MPI_INIT_THREAD`. The same is true for the reverse
 25 order. (*End of advice to users.*)

26
 27 *Advice to implementors.* MPI implementations should strive to make as many control
 28 or performance variables available before `MPI_INIT` (instead of adding them within
 29 `MPI_INIT`) to allow tools the most flexibility. In particular, control variables should
 30 be available before `MPI_INIT` if their value cannot be changed after `MPI_INIT`. (*End*
 31 *of advice to implementors.*)

32
 33
 34 `MPI_T_FINALIZE()`

35
 36 `int MPI_T_finalize(void)`

37
 38 This routine finalizes the use of the MPI tool information interface and may be called
 39 as often as the corresponding `MPI_T_INIT_THREAD` routine up to the current point of
 40 execution. Calling it more times returns a corresponding error code. As long as the number
 41 of calls to `MPI_T_FINALIZE` is smaller than the number of calls to `MPI_T_INIT_THREAD`
 42 up to the current point of execution, the MPI tool information interface remains initialized
 43 and calls to its routines are permissible. Further, additional calls to `MPI_T_INIT_THREAD`
 44 after one or more calls to `MPI_T_FINALIZE` are permissible.

45 Once `MPI_T_FINALIZE` is called the same number of times as the routine
 46 `MPI_T_INIT_THREAD` up to the current point of execution, the MPI tool information in-
 47 terface is no longer initialized. The interface can be reinitialized by subsequent calls to
 48 `MPI_T_INIT_THREAD`.

At the end of the program execution, unless `MPI_ABORT` is called, an application must have called `MPI_T_INIT_THREAD` and `MPI_T_FINALIZE` an equal number of times.

14.3.5 Datatype System

All variables managed through the MPI tool information interface represent their values through typed buffers of a given length and type using an MPI datatype (similar to regular send/receive buffers). Since the initialization of the MPI tool information interface is separate from the initialization of MPI, MPI tool information interface routines can be called before `MPI_INIT`. Consequently, these routines can also use MPI datatypes before `MPI_INIT`. Therefore, within the context of the MPI tool information interface, it is permissible to use a subset of MPI datatypes as specified below before a call to `MPI_INIT` (or equivalent).

```
MPI_INT
MPI_UNSIGNED
MPI_UNSIGNED_LONG
MPI_UNSIGNED_LONG_LONG
MPI_COUNT
MPI_CHAR
MPI_DOUBLE
```

Table 14.3: MPI datatypes that can be used by the MPI tool information interface

Rationale. The MPI tool information interface relies mainly on unsigned datatypes for integer values since most variables are expected to represent counters or resource sizes. `MPI_INT` is provided for additional flexibility and is expected to be used mainly for control variables and enumeration types (see below).

Providing all basic datatypes, in particular providing all signed and unsigned variants of integer types, would lead to a larger number of types, which tools need to interpret. This would cause unnecessary complexity in the implementation of tools based on the MPI tool information interface. (*End of rationale.*)

The MPI tool information interface only relies on a subset of the basic MPI datatypes and does not use any derived MPI datatypes. Table 14.3 lists all MPI datatypes that can be returned by the MPI tool information interface to represent its variables.

Rationale. The MPI tool information interface requires a significantly simpler type system than MPI itself. Therefore, only its required subset must be present before `MPI_INIT` (or equivalent) and MPI implementations do not need to initialize the complete MPI datatype system. (*End of rationale.*)

For variables of type `MPI_INT`, an MPI implementation can provide additional information by associating names with a fixed number of values. We refer to this information in the following as an enumeration. In this case, the respective calls that provide additional metadata for each control or performance variable, i.e., `MPI_T_CVAR_GET_INFO` (Section 14.3.6) and `MPI_T_PVAR_GET_INFO` (Section 14.3.7), return a handle of type `MPI_T_enum` that can be passed to the following functions to extract additional information. Thus, the MPI implementation can describe variables with a fixed set of values that

each represents a particular state. Each enumeration type can have N different values, with a fixed N that can be queried using `MPI_T_ENUM_GET_INFO`.

`MPI_T_ENUM_GET_INFO(enumtype, num, name, name_len)`

IN	enumtype	enumeration to be queried (handle)
OUT	num	number of discrete values represented by this enumeration (integer)
OUT	name	buffer to return the string containing the name of the enumeration (string)
INOUT	name_len	length of the string and/or buffer for name (integer)

```
int MPI_T_enum_get_info(MPI_T_enum enumtype, int *num, char *name, int
                        *name_len)
```

If `enumtype` is a valid enumeration, this routine returns the number of items represented by this enumeration type as well as its name. N must be greater than 0, i.e., the enumeration must represent at least one value.

The arguments `name` and `name_len` are used to return the name of the enumeration as described in Section 14.3.3.

The routine is required to return a name of at least length one. This name must be unique with respect to all other names for enumerations that the MPI implementation uses.

Names associated with individual values in each enumeration `enumtype` can be queried using `MPI_T_ENUM_GET_ITEM`.

`MPI_T_ENUM_GET_ITEM(enumtype, index, value, name, name_len)`

IN	enumtype	enumeration to be queried (handle)
IN	index	number of the value to be queried in this enumeration (integer)
OUT	value	variable value (integer)
OUT	name	buffer to return the string containing the name of the enumeration item (string)
INOUT	name_len	length of the string and/or buffer for name (integer)

```
int MPI_T_enum_get_item(MPI_T_enum enumtype, int index, int *value, char
                        *name, int *name_len)
```

The arguments `name` and `name_len` are used to return the name of the enumeration item as described in Section 14.3.3.

If completed successfully, the routine returns the name/value pair that describes the enumeration at the specified index. The call is further required to return a name of at least length one. This name must be unique with respect to all other names of items for the same enumeration.

14.3.6 Control Variables

The routines described in this section of the MPI tool information interface specification focus on the ability to list, query, and possibly set control variables exposed by the MPI implementation. These variables can typically be used by the user to fine tune properties and configuration settings of the MPI implementation. On many systems, such variables can be set using environment variables, although other configuration mechanisms may be available, such as configuration files or central configuration registries. A typical example that is available in several existing MPI implementations is the ability to specify an “eager limit,” i.e., an upper bound on the size of messages sent or received using an eager protocol.

Control Variable Query Functions

An MPI implementation exports a set of N control variables through the MPI tool information interface. If N is zero, then the MPI implementation does not export any control variables, otherwise the provided control variables are indexed from 0 to $N - 1$. This index number is used in subsequent calls to identify the individual variables.

An MPI implementation is allowed to increase the number of control variables during the execution of an MPI application when new variables become available through dynamic loading. However, MPI implementations are not allowed to change the index of a control variable or to delete a variable once it has been added to the set. When a variable becomes inactive, e.g., through dynamic unloading, accessing its value should return a corresponding error code.

Advice to users. While the MPI tool information interface guarantees that indices or variable properties do not change during a particular run of an MPI program, it does not provide a similar guarantee between runs. (*End of advice to users.*)

The following function can be used to query the number of control variables, *num_cvar*:

```
MPI_T_CVAR_GET_NUM(num_cvar)
```

```
OUT    num_cvar          returns number of control variables (integer)
```

```
int MPI_T_cvar_get_num(int *num_cvar)
```

The function `MPI_T_CVAR_GET_INFO` provides access to additional information for each variable.

```

1 MPI_T_CVAR_GET_INFO(cvar_index, name, name_len, verbosity, datatype, enumtype, desc,
2   desc_len, bind, scope)
3
4   IN      cvar_index      index of the control variable to be queried, value be-
5   between 0 and num_cvar - 1 (integer)
6
7   OUT     name            buffer to return the string containing the name of the
8   control variable (string)
9
10  INOUT   name_len        length of the string and/or buffer for name (integer)
11
12  OUT     verbosity        verbosity level of this variable (integer)
13
14  OUT     datatype         MPI datatype of the information stored in the control
15  variable (handle)
16
17  OUT     enumtype         optional descriptor for enumeration information (han-
18  dle)
19
20  OUT     desc             buffer to return the string containing a description of
21  the control variable (string)
22
23  INOUT   desc_len        length of the string and/or buffer for desc (integer)
24
25  OUT     bind             type of MPI object to which this variable must be
26  bound (integer)
27
28  OUT     scope            scope of when changes to this variable are possible
29  (integer)

```

```

24 int MPI_T_cvar_get_info(int cvar_index, char *name, int *name_len, int
25   *verbosity, MPI_Datatype *datatype, MPI_T_enum *enumtype, char
26   *desc, int *desc_len, int *bind, int *scope)
27

```

After a successful call to `MPI_T_CVAR_GET_INFO` for a particular variable, subsequent calls to this routine that query information about the same variable must return the same information. An MPI implementation is not allowed to alter any of the returned values.

The arguments `name` and `name_len` are used to return the name of the control variable as described in Section 14.3.3.

If completed successfully, the routine is required to return a name of at least length one. The name must be unique with respect to all other names for control variables used by the MPI implementation.

The argument `verbosity` returns the verbosity level of the variable (see Section 14.3.1).

The argument `datatype` returns the MPI datatype that is used to represent the control variable.

If the variable is of type `MPI_INT`, MPI can optionally specify an enumeration for the values represented by this variable and return it in `enumtype`. In this case, MPI returns an enumeration identifier, which can then be used to gather more information as described in Section 14.3.5. Otherwise, `enumtype` is set to `MPI_T_ENUM_NULL`. If the `datatype` is not `MPI_INT` or the argument `enumtype` is the null pointer, no enumeration type is returned.

The arguments `desc` and `desc_len` are used to return a description of the control variable as described in Section 14.3.3.

Returning a description is optional. If an MPI implementation does not to return a description, the first character for `desc` must be set to the null character and `desc_len` must be set to one at the return of this call.

The parameter `bind` returns the type of the MPI object to which the variable must be bound or the value `MPI_T_BIND_NO_OBJECT` (see Section 14.3.2).

The scope of a variable determines whether changing a variable's value is either local to the process or must be done by the user across multiple processes. The latter is further split into variables that require changes in a group of processes and those that require collective changes among all connected processes. Both cases can require all processes either to be set to consistent (but potentially different) values or to equal values on every participating process. The description provided with the variable must contain an explanation about the requirements and/or restrictions for setting the particular variable.

On successful return from `MPI_T_CVAR_GET_INFO`, the argument `scope` will be set to one of the constants listed in Table 14.4.

Scope Constant	Description
<code>MPI_T_SCOPE_CONSTANT</code>	read-only, value is constant
<code>MPI_T_SCOPE_READONLY</code>	read-only, cannot be written, but can change
<code>MPI_T_SCOPE_LOCAL</code>	may be writeable, writing is a local operation
<code>MPI_T_SCOPE_GROUP</code>	may be writeable, must be done to a group of processes, all processes in a group must be set to consistent values
<code>MPI_T_SCOPE_GROUP_EQ</code>	may be writeable, must be done to a group of processes, all processes in a group must be set to the same value
<code>MPI_T_SCOPE_ALL</code>	may be writeable, must be done to all processes, all connected processes must be set to consistent values
<code>MPI_T_SCOPE_ALL_EQ</code>	may be writeable, must be done to all processes, all connected processes must be set to the same value

Table 14.4: Scopes for control variables

Advice to users. The `scope` of a variable only indicates if a variable might be changeable; it is not a guarantee that it can be changed at any time. (*End of advice to users.*)

Example: Printing All Control Variables

Example 14.4

The following example shows how the MPI tool information interface can be used to query and to print the names of all available control variables.

```
#include <stdio.h>
#include <stdlib.h>
#include <mpi.h>

int main(int argc, char *argv[]) {
    int i, err, num, namelen, bind, verbose, scope;
    int threadsupport;
    char name[100];
    MPI_Datatype datatype;
```

```

1
2  err=MPI_T_init_thread(MPI_THREAD_SINGLE,&threadsupport);
3  if (err!=MPI_SUCCESS)
4      return err;
5
6  err=MPI_T_cvar_get_num(&num);
7  if (err!=MPI_SUCCESS)
8      return err;
9
10 for (i=0; i<num; i++) {
11     namelen=100;
12     err=MPI_T_cvar_get_info(i, name, &namelen,
13                             &verbose, &datatype, NULL,
14                             NULL, NULL, /*no description */
15                             &bind, &scope);
16     if (err!=MPI_SUCCESS) return err;
17     printf("Var %i: %s\n", i, name);
18 }
19
20 err=MPI_T_finalize();
21 if (err!=MPI_SUCCESS)
22     return 1;
23 else
24     return 0;
25 }

```

27 Handle Allocation and Deallocation

28 Before reading or writing the value of a variable, a user must first allocate a handle of type
29 MPI_T_cvar_handle for the variable by binding it to an MPI object (see also Section 14.3.2).
30

31 *Rationale.* Handles used in the MPI tool information interface are distinct from
32 handles used in the remaining parts of the MPI standard because they must be usable
33 before MPI_INIT and after MPI_FINALIZE. Further, accessing handles, in particular
34 for performance variables, can be time critical and having a separate handle space
35 enables optimizations. (*End of rationale.*)
36

38 MPI_T_CVAR_HANDLE_ALLOC(cvar_index, obj_handle, handle, count)

39	IN	cvar_index	index of control variable for which handle is to be allocated (index)
40			
41	IN	obj_handle	reference to a handle of the MPI object to which this variable is supposed to be bound (pointer)
42			
43	OUT	handle	allocated handle (handle)
44			
45	OUT	count	number of elements used to represent this variable (integer)
46			
47			
48			

```
int MPI_T_cvar_handle_alloc(int cvar_index, void *obj_handle,
    MPI_T_cvar_handle *handle, int *count)
```

This routine binds the control variable specified by the argument `index` to an MPI object. The object is passed in the argument `obj_handle` as an address to a local variable that stores the object's handle. The argument `obj_handle` is ignored if the `MPI_T_CVAR_GET_INFO` call for this control variable returned `MPI_T_BIND_NO_OBJECT` in the argument `bind`. The handle allocated to reference the variable is returned in the argument `handle`. Upon successful return, `count` contains the number of elements (of the datatype returned by a previous `MPI_T_CVAR_GET_INFO` call) used to represent this variable.

Advice to users. The `count` can be different based on the MPI object to which the control variable was bound. For example, variables bound to communicators could have a count that matches the size of the communicator.

It is not portable to pass references to predefined MPI object handles, such as `MPI_COMM_WORLD` to this routine, since their implementation depends on the MPI library. Instead, such object handles should be stored in a local variable and the address of this local variable should be passed into `MPI_T_CVAR_HANDLE_ALLOC`. (*End of advice to users.*)

The value of `cvar_index` should be in the range 0 to `num_cvar - 1`, where `num_cvar` is the number of available control variables as determined from a prior call to `MPI_T_CVAR_GET_NUM`. The type of the MPI object it references must be consistent with the type returned in the `bind` argument in a prior call to `MPI_T_CVAR_GET_INFO`.

In the case that the `bind` argument returned by `MPI_T_CVAR_GET_INFO` equals `MPI_T_BIND_NO_OBJECT`, the argument `obj_handle` is ignored.

```
MPI_T_CVAR_HANDLE_FREE(handle)
```

INOUT handle handle to be freed (handle)

```
int MPI_T_cvar_handle_free(MPI_T_cvar_handle *handle)
```

When a handle is no longer needed, a user of the MPI tool information interface should call `MPI_T_CVAR_HANDLE_FREE` to free the handle and the associated resources in the MPI implementation. On a successful return, MPI sets the handle to `MPI_T_CVAR_HANDLE_NULL`.

Control Variable Access Functions

```
MPI_T_CVAR_READ(handle, buf)
```

IN handle handle to the control variable to be read (handle)
 OUT buf initial address of storage location for variable value
 (choice)

```
int MPI_T_cvar_read(MPI_T_cvar_handle handle, void* buf)
```

This routine queries the value of the control variable identified by the argument `handle` and stores the result in the buffer identified by the parameter `buf`. The user must ensure that the buffer is of the appropriate size to hold the entire value of the control variable (based on the returned datatype and count from prior corresponding calls to `MPI_T_CVAR_GET_INFO` and `MPI_T_CVAR_HANDLE_ALLOC`, respectively).

```
MPI_T_CVAR_WRITE(handle, buf)
```

IN	handle	handle to the control variable to be written (handle)
IN	buf	initial address of storage location for variable value (choice)

```
int MPI_T_cvar_write(MPI_T_cvar_handle handle, const void* buf)
```

This routine sets the value of the control variable identified by the argument `handle` to the data stored in the buffer identified by the parameter `buf`. The user must ensure that the buffer is of the appropriate size to hold the entire value of the control variable (based on the returned datatype and count from prior corresponding calls to `MPI_T_CVAR_GET_INFO` and `MPI_T_CVAR_HANDLE_ALLOC`, respectively).

If the variable has a global scope (as returned by a prior corresponding `MPI_T_CVAR_GET_INFO` call), any write call to this variable must be issued by the user in all connected (as defined in Section 10.5.4) MPI processes. If the variable has group scope, any write call to this variable must be issued by the user in all MPI processes in the group, which must be described by the MPI implementation in the description by the `MPI_T_CVAR_GET_INFO`.

In both cases, the user must ensure that the writes in all processes are consistent. If the scope is either `MPI_T_SCOPE_ALL_EQ` or `MPI_T_SCOPE_GROUP_EQ` this means that the variable in all processes must be set to the same value.

If it is not possible to change the variable at the time the call is made, the function returns either `MPI_T_ERR_CVAR_SET_NOT_NOW`, if there may be a later time at which the variable could be set, or `MPI_T_ERR_CVAR_SET_NEVER`, if the variable cannot be set for the remainder of the application's execution.

Example: Reading the Value of a Control Variable

Example 14.5

The following example shows a routine that can be used to query the value with a control variable with a given index. The example assumes that the variable is intended to be bound to an MPI communicator.

```
int getValue_int_comm(int index, MPI_Comm comm, int *val) {
int err,count;
MPI_T_cvar_handle handle;

/* This example assumes that the variable index */
/* can be bound to a communicator */
```

```

err=MPI_T_cvar_handle_alloc(index,&comm,&handle,&count);
if (err!=MPI_SUCCESS) return err;

/* The following assumes that the variable is */
/* represented by a single integer */

err=MPI_T_cvar_read(handle,val);
if (err!=MPI_SUCCESS) return err;

err=MPI_T_cvar_handle_free(&handle);
return err;
}

```

14.3.7 Performance Variables

The following section focuses on the ability to list and to query performance variables provided by the MPI implementation. Performance variables provide insight into MPI implementation specific internals and can represent information such as the state of the MPI implementation (e.g., waiting blocked, receiving, not active), aggregated timing data for submodules, or queue sizes and lengths.

Rationale. The interface for performance variables is separate from the interface for control variables, since performance variables have different requirements and parameters. By keeping them separate, the interface provides cleaner semantics and allows for more performance optimization opportunities. (*End of rationale.*)

Performance Variable Classes

Each performance variable is associated with a class that describes its basic semantics, possible datatypes, basic behavior, its starting value, whether it can overflow, and when and how an MPI implementation can change the variable's value. The starting value is the value that is assigned to the variable the first time that it is used or whenever it is reset.

Advice to users. If a performance variable belongs to a class that can overflow, it is up to the user to protect against this overflow, e.g., by frequently reading and resetting the variable value. (*End of advice to users.*)

Advice to implementors. MPI implementations should use large enough datatypes for each performance variable to avoid overflows under normal circumstances. (*End of advice to implementors.*)

The classes are defined by the following constants:

- MPI_T_PVAR_CLASS_STATE

A performance variable in this class represents a set of discrete states. Variables of this class are represented by MPI_INT and can be set by the MPI implementation at any time. Variables of this type should be described further using an enumeration, as discussed in Section 14.3.5. The starting value is the current state of the implementation at the time that the starting value is set. MPI implementations must ensure that variables of this class cannot overflow.

1 • **MPI_T_PVAR_CLASS_LEVEL**

2 A performance variable in this class represents a value that describes the utilization
3 level of a resource. The value of a variable of this class can change at any time to match
4 the current utilization level of the resource. Values returned from variables in this class
5 are non-negative and represented by one of the following datatypes: `MPI_UNSIGNED`,
6 `MPI_UNSIGNED_LONG`, `MPI_UNSIGNED_LONG_LONG`, `MPI_DOUBLE`. The starting value
7 is the current utilization level of the resource at the time that the starting value is
8 set. MPI implementations must ensure that variables of this class cannot overflow.

9
10 • **MPI_T_PVAR_CLASS_SIZE**

11 A performance variable in this class represents a value that is the fixed size of a
12 resource. Values returned from variables in this class are non-negative and rep-
13 resented by one of the following datatypes: `MPI_UNSIGNED`, `MPI_UNSIGNED_LONG`,
14 `MPI_UNSIGNED_LONG_LONG`, `MPI_DOUBLE`. The starting value is the current utiliza-
15 tion level of the resource at the time that the starting value is set. MPI implementa-
16 tions must ensure that variables of this class cannot overflow.

17 • **MPI_T_PVAR_CLASS_PERCENTAGE**

18 The value of a performance variable in this class represents the percentage utiliza-
19 tion of a finite resource. The value of a variable of this class can change at any
20 time to match the current utilization level of the resource. It will be returned as an
21 `MPI_DOUBLE` datatype. The value must always be between 0.0 (resource not used at
22 all) and 1.0 (resource completely used). The starting value is the current percent-
23 age utilization level of the resource at the time that the starting value is set. MPI
24 implementations must ensure that variables of this class cannot overflow.

25
26 • **MPI_T_PVAR_CLASS_HIGHWATERMARK**

27 A performance variable in this class represents a value that describes the high water-
28 mark utilization of a resource. The value of a variable of this class is non-negative
29 and grows monotonically from the initialization or reset of the variable. It can be rep-
30 resented by one of the following datatypes: `MPI_UNSIGNED`, `MPI_UNSIGNED_LONG`,
31 `MPI_UNSIGNED_LONG_LONG`, `MPI_DOUBLE`. The starting value is the current utiliza-
32 tion level of the resource at the time that the starting value is set. MPI implementa-
33 tions must ensure that variables of this class cannot overflow.

34
35 • **MPI_T_PVAR_CLASS_LOWWATERMARK**

36 A performance variable in this class represents a value that describes the low water-
37 mark utilization of a resource. The value of a variable of this class is non-negative
38 and decreases monotonically from the initialization or reset of the variable. It can be
39 represented by one of the following datatypes: `MPI_UNSIGNED`, `MPI_UNSIGNED_LONG`,
40 `MPI_UNSIGNED_LONG_LONG`, `MPI_DOUBLE`. The starting value is the current utiliza-
41 tion level of the resource at the time that the starting value is set. MPI implementa-
42 tions must ensure that variables of this class cannot overflow.

43 • **MPI_T_PVAR_CLASS_COUNTER**

44 A performance variable in this class counts the number of occurrences of a specific
45 event (e.g., the number of memory allocations within an MPI library). The value of
46 a variable of this class increases monotonically from the initialization or reset of the
47 performance variable by one for each specific event that is observed. Values must
48 be non-negative and represented by one of the following datatypes: `MPI_UNSIGNED`,

MPI_UNSIGNED_LONG, MPI_UNSIGNED_LONG_LONG. The starting value for variables of this class is 0. Variables of this class can overflow.

- MPI_T_PVAR_CLASS_AGGREGATE

The value of a performance variable in this class is an aggregated value that represents a sum of arguments processed during a specific event (e.g., the amount of memory allocated by all memory allocations). This class is similar to the counter class, but instead of counting individual events, the value can be incremented by arbitrary amounts. The value of a variable of this class increases monotonically from the initialization or reset of the performance variable. It must be non-negative and represented by one of the following datatypes: MPI_UNSIGNED, MPI_UNSIGNED_LONG, MPI_UNSIGNED_LONG_LONG, MPI_DOUBLE. The starting value for variables of this class is 0. Variables of this class can overflow.

- MPI_T_PVAR_CLASS_TIMER

The value of a performance variable in this class represents the aggregated time that the MPI implementation spends executing a particular event, type of event, or section of the MPI library. This class has the same basic semantics as MPI_T_PVAR_CLASS_AGGREGATE, but explicitly records a timing value. The value of a variable of this class increases monotonically from the initialization or reset of the performance variable. It must be non-negative and represented by one of the following datatypes: MPI_UNSIGNED, MPI_UNSIGNED_LONG, MPI_UNSIGNED_LONG_LONG, MPI_DOUBLE. The starting value for variables of this class is 0. If the type MPI_DOUBLE is used, the units that represent time in this datatype must match the units used by MPI_WTIME. Otherwise, the time units should be documented, e.g., in the description returned by MPI_T_PVAR_GET_INFO. Variables of this class can overflow.

- MPI_T_PVAR_CLASS_GENERIC

This class can be used to describe a variable that does not fit into any of the other classes. For variables in this class, the starting value is variable-specific and implementation-defined.

Performance Variable Query Functions

An MPI implementation exports a set of N performance variables through the MPI tool information interface. If N is zero, then the MPI implementation does not export any performance variables; otherwise the provided performance variables are indexed from 0 to $N - 1$. This index number is used in subsequent calls to identify the individual variables.

An MPI implementation is allowed to increase the number of performance variables during the execution of an MPI application when new variables become available through dynamic loading. However, MPI implementations are not allowed to change the index of a performance variable or to delete a variable once it has been added to the set. When a variable becomes inactive, e.g., through dynamic unloading, accessing its value should return a corresponding error code.

The following function can be used to query the number of performance variables, N :

```
1 MPI_T_PVAR_GET_NUM(num_pvar)
```

```
2     OUT     num_pvar           returns number of performance variables (integer)
```

```
4 int MPI_T_pvar_get_num(int *num_pvar)
```

```
6     The function MPI_T_PVAR_GET_INFO provides access to additional information for
7     each variable.
```

```
9 MPI_T_PVAR_GET_INFO(pvar_index, name, name_len, verbosity, varclass, datatype,
10                    enumtype, desc, desc_len, bind, readonly, continuous, atomic)
```

```
12     IN      pvar_index        index of the performance variable to be queried be-
13                                     tween 0 and num_pvar - 1 (integer)
```

```
14     OUT     name              buffer to return the string containing the name of the
15                                     performance variable (string)
```

```
16     INOUT   name_len         length of the string and/or buffer for name (integer)
```

```
17     OUT     verbosity        verbosity level of this variable (integer)
```

```
18     OUT     var_class        class of performance variable (integer)
```

```
19     OUT     datatype         MPI datatype of the information stored in the perfor-
20                                     mance variable (handle)
```

```
21     OUT     enumtype         optional descriptor for enumeration information (han-
22                                     dle)
```

```
23     OUT     desc              buffer to return the string containing a description of
24                                     the performance variable (string)
```

```
25     INOUT   desc_len         length of the string and/or buffer for desc (integer)
```

```
26     OUT     bind              type of MPI object to which this variable must be
27                                     bound (integer)
```

```
28     OUT     readonly         flag indicating whether the variable can be
29                                     written/reset (integer)
```

```
30     OUT     continuous       flag indicating whether the variable can be started and
31                                     stopped or is continuously active (integer)
```

```
32     OUT     atomic           flag indicating whether the variable can be atomically
33                                     read and reset (integer)
```

```
34 int MPI_T_pvar_get_info(int pvar_index, char *name, int *name_len,
35                        int *verbosity, int *var_class, MPI_Datatype *datatype,
36                        MPI_T_enum *enumtype, char *desc, int *desc_len, int *bind,
37                        int *readonly, int *continuous, int *atomic)
```

```
38     After a successful call to MPI_T_PVAR_GET_INFO for a particular variable, subsequent
39     calls to this routine that query information about the same variable must return the same
40     information. An MPI implementation is not allowed to alter any of the returned values.
```

```
41     The arguments name and name_len are used to return the name of the performance
42     variable as described in Section 14.3.3. If completed successfully, the routine is required
43     to return a name of at least length one.
```


The argument `verbosity` returns the verbosity level of the variable (see Section 14.3.1).

The class of the performance variable is returned in the parameter `var_class`. The class must be one of the constants defined in Section 14.3.7.

The combination of the name and the class of the performance variable must be unique with respect to all other names for performance variables used by the MPI implementation.

Advice to implementors. Groups of variables that belong closely together, but have different classes, can have the same name. This choice is useful, e.g., to refer to multiple variables that describe a single resource (like the level, the total size, as well as high and low watermarks). (*End of advice to implementors.*)

The argument `datatype` returns the MPI datatype that is used to represent the performance variable.

If the variable is of type `MPI_INT`, MPI can optionally specify an enumeration for the values represented by this variable and return it in `enumtype`. In this case, MPI returns an enumeration identifier, which can then be used to gather more information as described in Section 14.3.5. Otherwise, `enumtype` is set to `MPI_T_ENUM_NULL`. If the datatype is not `MPI_INT` or the argument `enumtype` is the null pointer, no enumeration type is returned.

Returning a description is optional. If an MPI implementation does not to return a description, the first character for `desc` must be set to the null character and `desc_len` must be set to one at the return from this function.

The parameter `bind` returns the type of the MPI object to which the variable must be bound or the value `MPI_T_BIND_NO_OBJECT` (see Section 14.3.2).

Upon return, the argument `readonly` is set to zero if the variable can be written or reset by the user. It is set to one if the variable can only be read.

Upon return, the argument `continuous` is set to zero if the variable can be started and stopped by the user, i.e., it is possible for the user to control if and when the value of a variable is updated. It is set to one if the variable is always active and cannot be controlled by the user.

Upon return, the argument `atomic` is set to zero if the variable cannot be read and reset atomically. Only variables for which the call sets `atomic` to one can be used in a call to `MPI_T_PVAR_READRESET`.

Performance Experiment Sessions

Within a single program, multiple components can use the MPI tool information interface. To avoid collisions with respect to accesses to performance variables, users of the MPI tool information interface must first create a session. Subsequent calls that access performance variables can then be made within the context of this session. Any call executed in a session must not influence the results in any other session.

`MPI_T_PVAR_SESSION_CREATE(session)`

OUT `session` identifier of performance session (handle)

`int MPI_T_pvar_session_create(MPI_T_pvar_session *session)`

This call creates a new session for accessing performance variables and returns a handle for this session in the argument `session` of type `MPI_T_pvar_session`.

```
1 MPI_T_PVAR_SESSION_FREE(session)
```

```
2     INOUT    session                identifier of performance experiment session (handle)
```

```
4 int MPI_T_pvar_session_free(MPI_T_pvar_session *session)
```

```
6     This call frees an existing session. Calls to the MPI tool information interface can no
7 longer be made within the context of a session after it is freed. On a successful return, MPI
8 sets the session identifier to MPI_T_PVAR_SESSION_NULL.
```

10 Handle Allocation and Deallocation

```
12 Before using a performance variable, a user must first allocate a handle of type
13 MPI_T_pvar_handle for the variable by binding it to an MPI object (see also Section 14.3.2).
```

```
15 MPI_T_PVAR_HANDLE_ALLOC(session, pvar_index, obj_handle, handle, count)
```

```
17     IN        session                identifier of performance experiment session (handle)
```

```
18     IN        pvar_index            index of performance variable for which handle is to
19 be allocated (integer)
```

```
20     IN        obj_handle            reference to a handle of the MPI object to which this
21 variable is supposed to be bound (pointer)
```

```
22     OUT       handle                allocated handle (handle)
```

```
23     OUT       count                number of elements used to represent this variable (in-
24 terger)
```

```
27 int MPI_T_pvar_handle_alloc(MPI_T_pvar_session session, int pvar_index,
28 void *obj_handle, MPI_T_pvar_handle *handle, int *count)
```

```
30     This routine binds the performance variable specified by the argument index to an
31 MPI object in the session identified by the parameter session. The object is passed in the
32 argument obj_handle as an address to a local variable that stores the object's handle. The
33 argument obj_handle is ignored if the MPI_T_PVAR_GET_INFO call for this performance
34 variable returned MPI_T_BIND_NO_OBJECT in the argument bind. The handle allocated to
35 reference the variable is returned in the argument handle. Upon successful return, count
36 contains the number of elements (of the datatype returned by a previous
37 MPI_T_PVAR_GET_INFO call) used to represent this variable.
```

```
39     Advice to users. The count can be different based on the MPI object to which the
40 performance variable was bound. For example, variables bound to communicators
41 could have a count that matches the size of the communicator.
```

```
42     It is not portable to pass references to predefined MPI object handles, such as
43 MPI_COMM_WORLD, to this routine, since their implementation depends on the MPI
44 library. Instead, such an object handle should be stored in a local variable and the
45 address of this local variable should be passed into MPI_T_PVAR_HANDLE_ALLOC.
46 (End of advice to users.)
```

The value of `index` should be in the range 0 to `num_pvar - 1`, where `num_pvar` is the number of available performance variables as determined from a prior call to `MPI_T_PVAR_GET_NUM`. The type of the MPI object it references must be consistent with the type returned in the `bind` argument in a prior call to `MPI_T_PVAR_GET_INFO`.

In the case the `bind` argument equals `MPI_T_BIND_NO_OBJECT`, the argument `obj_handle` is ignored.

`MPI_T_PVAR_HANDLE_FREE(session, handle)`

IN	<code>session</code>	identifier of performance experiment session (handle)
INOUT	<code>handle</code>	handle to be freed (handle)

```
int MPI_T_pvar_handle_free(MPI_T_pvar_session session, MPI_T_pvar_handle
                          *handle)
```

When a handle is no longer needed, a user of the MPI tool information interface should call `MPI_T_PVAR_HANDLE_FREE` to free the handle in the session identified by the parameter `session` and the associated resources in the MPI implementation. On a successful return, MPI sets the handle to `MPI_T_PVAR_HANDLE_NULL`.

Starting and Stopping of Performance Variables

Performance variables that have the continuous flag set during the query operation are continuously operating once a handle has been allocated. Such variables may be queried at any time, but they cannot be started or stopped by the user. All other variables are in a stopped state after their handle has been allocated; their values are not updated until they have been started by the user.

`MPI_T_PVAR_START(session, handle)`

IN	<code>session</code>	identifier of performance experiment session (handle)
IN	<code>handle</code>	handle of a performance variable (handle)

```
int MPI_T_pvar_start(MPI_T_pvar_session session, MPI_T_pvar_handle handle)
```

This function starts the performance variable with the handle identified by the parameter `handle` in the session identified by the parameter `session`.

If the constant `MPI_T_PVAR_ALL_HANDLES` is passed in `handle`, the MPI implementation attempts to start all variables within the session identified by the parameter `session` for which handles have been allocated. In this case, the routine returns `MPI_SUCCESS` if all variables are started successfully, otherwise `MPI_T_ERR_PVAR_NO_STARTSTOP` is returned. Continuous variables and variables that are already started are ignored when `MPI_T_PVAR_ALL_HANDLES` is specified.

The `MPI_T_PVAR_WRITE` call attempts to write the value of the performance variable with the handle identified by the parameter `handle` in the session identified by the parameter `session`. The value to be written is passed in the buffer identified by the parameter `buf`. The user must ensure that the buffer is of the appropriate size to hold the entire value of the performance variable (based on the datatype and count returned by the corresponding previous calls to `MPI_T_PVAR_GET_INFO` and `MPI_T_PVAR_HANDLE_ALLOC`, respectively).

If it is not possible to change the variable, the function returns `MPI_T_ERR_PVAR_NO_WRITE`.

The constant `MPI_T_PVAR_ALL_HANDLES` cannot be used as an argument for the function `MPI_T_PVAR_WRITE`.

`MPI_T_PVAR_RESET(session, handle)`

IN	<code>session</code>	identifier of performance experiment session (handle)
IN	<code>handle</code>	handle of a performance variable (handle)

`int MPI_T_pvar_reset(MPI_T_pvar_session session, MPI_T_pvar_handle handle)`

The `MPI_T_PVAR_RESET` call sets the performance variable with the handle identified by the parameter `handle` to its starting value specified in Section 14.3.7. If it is not possible to change the variable, the function returns `MPI_T_ERR_PVAR_NO_WRITE`.

If the constant `MPI_T_PVAR_ALL_HANDLES` is passed in `handle`, the MPI implementation attempts to reset all variables within the session identified by the parameter `session` for which handles have been allocated. In this case, the routine returns `MPI_SUCCESS` if all variables are reset successfully, otherwise `MPI_T_ERR_PVAR_NO_WRITE` is returned. Read-only variables are ignored when `MPI_T_PVAR_ALL_HANDLES` is specified.

`MPI_T_PVAR_READRESET(session, handle, buf)`

IN	<code>session</code>	identifier of performance experiment session (handle)
IN	<code>handle</code>	handle of a performance variable (handle)
OUT	<code>buf</code>	initial address of storage location for variable value (choice)

`int MPI_T_pvar_readreset(MPI_T_pvar_session session, MPI_T_pvar_handle handle, void* buf)`

This call atomically combines the functionality of `MPI_T_PVAR_READ` and `MPI_T_PVAR_RESET` with the same semantics as if these two calls were called separately. If atomic operations on this variable are not supported, this routine returns `MPI_T_ERR_PVAR_NO_ATOMIC`.

The constant `MPI_T_PVAR_ALL_HANDLES` cannot be used as an argument for the function `MPI_T_PVAR_READRESET`.

Advice to implementors. Sampling-based tools rely on the ability to call the MPI tool information interface, in particular routines to start, stop, read, write and reset performance variables, from any program context, including asynchronous contexts such

1 as signal handlers. MPI implementations should strive, if possible in their particular
 2 environment, to enable these usage scenarios for all or a subset of the routines men-
 3 tioned above. If implementing only a subset, the read, write, and reset routines are
 4 typically the most critical for sampling based tools. An MPI implementation should
 5 clearly document any restrictions on the program contexts in which the MPI tool infor-
 6 mation interface can be used. Restrictions might include guaranteeing usage outside
 7 of all signals or outside a specific set of signals. Any restrictions could be documented,
 8 for example, through the description returned by MPI_T_PVAR_GET_INFO. (*End of*
 9 *advice to implementors.*)

10
 11 *Rationale.* All routines to read, to write or to reset performance variables require the
 12 session argument. This requirement keeps the interface consistent and allows the use
 13 of MPI_T_PVAR_ALL_HANDLES where appropriate. Further, this opens up additional
 14 performance optimizations for the implementation of handles. (*End of rationale.*)

15
 16 Example: Tool to Detect Receives with Long Unexpected Message Queues

17 18 **Example 14.6**

19 The following example shows a sample tool to identify receive operations that occur
 20 during times with long message queues. This examples assumes that the MPI implementa-
 21 tion exports a variable with the name MPI_T_UMQ_LENGTH to represent the current length
 22 of the unexpected message queue. The tool is implemented as a PMPI tool using the MPI
 23 profiling interface.

24 The tool consists of three parts: (1) the initialization (by intercepting the call to
 25 MPI_INIT), (2) the test for long unexpected message queues (by intercepting calls to
 26 MPI_RECV), and (3) the clean-up phase (by intercepting the call to MPI_FINALIZE). To
 27 capture all receives, the example would have to be extended to have similar wrappers for
 28 all receive operations.

29
 30 **Part 1 — Initialization:** During initialization, the tool searches for the variable and, once
 31 the right index is found, allocates a session and a handle for the variable with the found
 32 index, and starts the performance variable.

```
33
34 #include <stdio.h>
35 #include <stdlib.h>
36 #include <string.h>
37 #include <assert.h>
38 #include <mpi.h>
39
40 /* Global variables for the tool */
41 static MPI_T_pvar_session session;
42 static MPI_T_pvar_handle handle;
43
44 int MPI_Init(int *argc, char ***argv ) {
45     int err, num, i, index, namelen, verbosity;
46         int var_class, bind, threadsup;
47     int readonly, continuous, atomic, count;
48     char name[18];
```

```
MPI_Comm comm; 1
MPI_Datatype datatype; 2
MPI_T_enum enumtype; 3
4
err=PMPI_Init(argc,argv); 5
if (err!=MPI_SUCCESS) return err; 6
7
err=PMPI_T_init_thread(MPI_THREAD_SINGLE,&threadsup); 8
if (err!=MPI_SUCCESS) return err; 9
10
err=PMPI_T_pvar_get_num(&num); 11
if (err!=MPI_SUCCESS) return err; 12
index=-1; 13
i=0; 14
while ((i<num) && (index<0) && (err==MPI_SUCCESS)) { 15
/* Pass a buffer that is at least one character longer than */ 16
/* the name of the variable being searched for to avoid */ 17
/* finding variables that have a name that has a prefix */ 18
/* equal to the name of the variable being searched. */ 19
namelen=18; 20
err=PMPI_T_pvar_get_info(i, name, &namelen, &verbosity, 21
&var_class, &datatype, &enumtype, NULL, NULL, &bind, 22
&readonly, &continuous, &atomic); 23
if (strcmp(name,"MPI_T_UMQ_LENGTH")==0) index=i; 24
i++; } 25
if (err!=MPI_SUCCESS) return err; 26
27
/* this could be handled in a more flexible way for a generic tool */ 28
assert(index>=0); 29
assert(var_class==MPI_T_PVAR_CLASS_LEVEL); 30
assert(datatype==MPI_INT); 31
assert(bind==MPI_T_BIND_MPI_COMM); 32
33
/* Create a session */ 34
err=PMPI_T_pvar_session_create(&session); 35
if (err!=MPI_SUCCESS) return err; 36
37
/* Get a handle and bind to MPI_COMM_WORLD */ 38
comm=MPI_COMM_WORLD; 39
err=PMPI_T_pvar_handle_alloc(session, index, &comm, &handle, &count); 40
if (err!=MPI_SUCCESS) return err; 41
42
/* this could be handled in a more flexible way for a generic tool */ 43
assert(count==1); 44
45
/* Start variable */ 46
err=PMPI_T_pvar_start(session, handle); 47
if (err!=MPI_SUCCESS) return err; 48
```

```

1
2 return MPI_SUCCESS;
3 }

```

Part 2 — Testing the Queue Lengths During Receives: During every receive operation, the tool reads the unexpected queue length through the matching performance variable and compares it against a predefined threshold.

```

9 #define THRESHOLD 5
10
11 int MPI_Recv(void *buf, int count, MPI_Datatype datatype, int source, int tag,
12             MPI_Comm comm, MPI_Status *status)
13 {
14     int value, err;
15
16     if (comm==MPI_COMM_WORLD) {
17         err=PMPI_T_pvar_read(session, handle, &value);
18         if ((err==MPI_SUCCESS) && (value>THRESHOLD))
19         {
20             /* tool identified receive called with long UMQ */
21             /* execute tool functionality, */
22             /* e.g., gather and print call stack */
23         }
24     }
25
26     return PMPI_Recv(buf, count, datatype, source, tag, comm, status);
27 }

```

Part 3 — Termination: In the wrapper for MPI_FINALIZE, the MPI tool information interface is finalized.

```

31
32 int MPI_Finalize()
33 {
34     int err;
35     err=PMPI_T_pvar_handle_free(session, &handle);
36     err=PMPI_T_pvar_session_free(&session);
37     err=PMPI_T_finalize();
38     return PMPI_Finalize();
39 }

```

14.3.8 Variable Categorization

MPI implementations can optionally group performance and control variables into categories to express logical relationships between various variables. For example, an MPI implementation could group all control and performance variables that refer to message transfers in the MPI implementation and thereby distinguish them from variables that refer to local resources such as memory allocations or other interactions with the operating system.

Categories can also contain other categories to form a hierarchical grouping. Categories can never include themselves, either directly or transitively within other included categories. Expanding on the example above, this allows MPI to refine the grouping of variables referring to message transfers into variables to control and to monitor message queues, message matching activities and communication protocols. Each of these groups of variables would be represented by a separate category and these categories would then be listed in a single category representing variables for message transfers.

The category information may be queried in a fashion similar to the mechanism for querying variable information. The MPI implementation exports a set of N categories via the MPI tool information interface. If $N = 0$, then the MPI implementation does not export any categories, otherwise the provided categories are indexed from 0 to $N - 1$. This index number is used in subsequent calls to functions of the MPI tool information interface to identify the individual categories.

An MPI implementation is permitted to increase the number of categories during the execution of an MPI program when new categories become available through dynamic loading. However, MPI implementations are not allowed to change the index of a category or delete it once it has been added to the set.

Similarly, MPI implementations are allowed to add variables to categories, but they are not allowed to remove variables from categories or change the order in which they are returned.

The following function can be used to query the number of control variables, N .

```
MPI_T_CATEGORY_GET_NUM(num_cat)
```

```
OUT      num_cat          current number of categories (integer)
```

```
int MPI_T_category_get_num(int *num_cat)
```

Individual category information can then be queried by calling the following function:

```

1 MPI_T_CATEGORY_GET_INFO(cat_index, name, name_len, desc, desc_len, num_cvars,
2     num_pvars, num_categories)
3
4     IN     cat_index           index of the category to be queried (integer)
5
6     OUT    name                buffer to return the string containing the name of the
7     category (string)
8
9     INOUT  name_len           length of the string and/or buffer for name (integer)
10
11    OUT    desc                buffer to return the string containing the description
12    of the category (string)
13
14    INOUT  desc_len           length of the string and/or buffer for desc (integer)
15
16    OUT    num_cvars          number of control variables in the category (integer)
17
18    OUT    num_pvars          number of performance variables in the category (in-
19    terger)
20
21    OUT    num_categories     number of categories contained in the category (inte-
22    ger)
23
24 int MPI_T_category_get_info(int cat_index, char *name, int *name_len,
25     char *desc, int *desc_len, int *num_cvars, int *num_pvars,
26     int *num_categories)
27
28
29
30
31
32
33
34
35
36
37
38
39
40
41
42
43
44
45
46
47
48

```

The arguments `name` and `name_len` are used to return the name of the category as described in Section 14.3.3.

The routine is required to return a name of at least length one. This name must be unique with respect to all other names for categories used by the MPI implementation.

The arguments `desc` and `desc_len` are used to return the description of the category as described in Section 14.3.3.

Returning a description is optional. If an MPI implementation decides not to return a description, the first character for `desc` must be set to the null character and `desc_len` must be set to one at the return of this call.

The function returns the number of control variables, performance variables and other categories contained in the queried category in the arguments `num_cvars`, `num_pvars`, and `num_categories`, respectively.

```

36 MPI_T_CATEGORY_GET_CVARS(cat_index, len, indices)
37
38     IN     cat_index           index of the category to be queried, in the range [0, N-
39     1] (integer)
40
41     IN     len                 the length of the indices array (integer)
42
43     OUT    indices            an integer array of size len, indicating control variable
44     indices (array of integers)
45
46 int MPI_T_category_get_cvars(int cat_index, int len, int indices[])
47
48

```

`MPI_T_CATEGORY_GET_CVARS` can be used to query which control variables are contained in a particular category. A category contains zero or more control variables.

MPI_T_CATEGORY_GET_PVARS(cat_index,len,indices) 1

IN	cat_index	index of the category to be queried, in the range $[0, N-1]$ (integer)	2 3 4
IN	len	the length of the indices array (integer)	5
OUT	indices	an integer array of size len, indicating performance variable indices (array of integers)	6 7 8

```
int MPI_T_category_get_pvars(int cat_index, int len, int indices[]) 9
```

MPI_T_CATEGORY_GET_PVARS can be used to query which performance variables are contained in a particular category. A category contains zero or more performance variables. 10
11
12
13

MPI_T_CATEGORY_GET_CATEGORIES(cat_index,len,indices) 14
15

IN	cat_index	index of the category to be queried, in the range $[0, N-1]$ (integer)	16 17 18
IN	len	the length of the indices array (integer)	19
OUT	indices	an integer array of size len, indicating category indices (array of integers)	20 21 22

```
int MPI_T_category_get_categories(int cat_index, int len, int indices[]) 23  
24
```

MPI_T_CATEGORY_GET_CATEGORIES can be used to query which other categories are contained in a particular category. A category contains zero or more other categories. 25
26

As mentioned above, MPI implementations can grow the number of categories as well as the number of variables or other categories within a category. In order to allow users of the MPI tool information interface to check quickly whether new categories have been added or new variables or categories have been added to a category, MPI maintains a virtual timestamp. This timestamp is monotonically increasing during the execution and is returned by the following function: 27
28
29
30
31
32

MPI_T_CATEGORY_CHANGED(stamp) 33
34
35

OUT	stamp	a virtual time stamp to indicate the last change to the categories (integer)	36 37 38
-----	-------	--	----------------

```
int MPI_T_category_changed(int *stamp) 39  
40
```

If two subsequent calls to this routine return the same timestamp, it is guaranteed that the category information has not changed between the two calls. If the timestamp retrieved from the second call is higher, then some categories have been added or expanded. 41
42
43

Advice to users. The timestamp value is purely virtual and only intended to check for changes in the category information. It should not be used for any other purpose. *(End of advice to users.)* 44
45
46
47

1 The index values returned in indices by `MPI_T_CATEGORY_GET_CVARS`,
 2 `MPI_T_CATEGORY_GET_PVARS` and `MPI_T_CATEGORY_GET_CATEGORIES` can be used
 3 as input to `MPI_T_CVAR_GET_INFO`, `MPI_T_PVAR_GET_INFO` and
 4 `MPI_T_CATEGORY_GET_INFO`, respectively.

5 The user is responsible for allocating the arrays passed into the functions
 6 `MPI_T_CATEGORY_GET_CVARS`, `MPI_T_CATEGORY_GET_PVARS` and
 7 `MPI_T_CATEGORY_GET_CATEGORIES`. Starting from array index 0, each function writes
 8 up to `len` elements into the array. If the category contains more than `len` elements, the
 9 function returns an arbitrary subset of size `len`. Otherwise, the entire set of elements is
 10 returned in the beginning entries of the array, and any remaining array entries are not
 11 modified.

13 14.3.9 Return Codes for the MPI Tool Information Interface

14 All functions defined as part of the MPI tool information interface return an integer error
 15 code (see Table 14.5) to indicate whether the function was completed successfully or was
 16 aborted. In the latter case the error code indicates the reason for not completing the routine.
 17 Such errors neither impact the execution of the MPI process nor invoke MPI error handlers.
 18 The MPI process continues executing regardless of the return code from the call. The MPI
 19 implementation is not required to check all user-provided parameters; if a user passes invalid
 20 parameter values to any routine the behavior of the implementation is undefined.

21 All error codes with the prefix `MPI_T_` must be unique values and cannot overlap with
 22 any other error codes or error classes returned by the MPI implementation. Further, they
 23 shall be treated as MPI error classes as defined in Section 8.4 on page 347 and follow the
 24 same rules and restrictions. In particular, they must satisfy:

$$25 \quad 0 = \text{MPI_SUCCESS} < \text{MPI_T_ERR_...} \leq \text{MPI_ERR_LASTCODE}.$$

26
 27
 28 *Rationale.* All MPI tool information interface functions must return error classes,
 29 because applications cannot portably call `MPI_ERROR_CLASS` before
 30 `MPI_INIT` or `MPI_INIT_THREAD` to map an arbitrary error code to an error class.
 31 (*End of rationale.*)
 32

34 14.3.10 Profiling Interface

35 All requirements for the profiling interfaces, as described in Section 14.2, also apply to
 36 the MPI tool information interface. All rules, guidelines, and recommendations from Sec-
 37 tion 14.2 apply equally to calls defined as part of the MPI tool information interface.
 38
 39
 40
 41
 42
 43
 44
 45
 46
 47
 48

Return Code	Description
Return Codes for All Functions in the MPI Tool Information Interface	
MPI_SUCCESS	Call completed successfully
MPI_T_ERR_MEMORY	Out of memory
MPI_T_ERR_NOT_INITIALIZED	Interface not initialized
MPI_T_ERR_CANNOT_INIT	Interface not in the state to be initialized
Return Codes for Datatype Functions: MPI_T_ENUM_*	
MPI_T_ERR_INVALID_INDEX	The enumeration index is invalid or has been deleted.
MPI_T_ERR_INVALID_ITEM	The item index queried is out of range (for MPI_T_ENUM_GET_ITEM only)
Return Codes for variable and category query functions: MPI_T*_GET_INFO	
MPI_T_ERR_INVALID_INDEX	The variable or category index is invalid
Return Codes for Handle Functions: MPI_T*_{ALLOC FREE}	
MPI_T_ERR_INVALID_INDEX	The variable index is invalid or has been deleted
MPI_T_ERR_INVALID_HANDLE	The handle is invalid
MPI_T_ERR_OUT_OF_HANDLES	No more handles available
Return Codes for Session Functions: MPI_T_PVAR_SESSION_*	
MPI_T_ERR_OUT_OF_SESSIONS	No more sessions available
MPI_T_ERR_INVALID_SESSION	Session argument is not a valid session
Return Codes for Control Variable Access Functions:	
MPI_T_CVAR_READ, WRITE	
MPI_T_ERR_CVAR_SET_NOT_NOW	Variable cannot be set at this moment
MPI_T_ERR_CVAR_SET_NEVER	Variable cannot be set until end of execution
MPI_T_ERR_INVALID_HANDLE	The handle is invalid
Return Codes for Performance Variable Access and Control:	
MPI_T_PVAR_{START STOP READ WRITE RESET READREST}	
MPI_T_ERR_INVALID_HANDLE	The handle is invalid
MPI_T_ERR_INVALID_SESSION	Session argument is not a valid session
MPI_T_ERR_PVAR_NO_STARTSTOP	Variable cannot be started or stopped (for MPI_T_PVAR_START and MPI_T_PVAR_STOP)
MPI_T_ERR_PVAR_NO_WRITE	Variable cannot be written or reset (for MPI_T_PVAR_WRITE and MPI_T_PVAR_RESET)
MPI_T_ERR_PVAR_NO_ATOMIC	Variable cannot be read and written atomically (for MPI_T_PVAR_READRESET)
Return Codes for Category Functions: MPI_T_CATEGORY_*	
MPI_T_ERR_INVALID_INDEX	The category index is invalid

Table 14.5: Return codes used in functions of the MPI tool information interface

1
2
3
4
5
6
7
8
9
10
11
12
13
14
15
16
17
18
19
20
21
22
23
24
25
26
27
28
29
30
31
32
33
34
35
36
37
38
39
40
41
42
43
44
45
46
47
48

Chapter 15

Deprecated Functions

15.1 Deprecated since MPI-2.0

The following function is deprecated and is superseded by `MPI_COMM_CREATE_KEYVAL` in MPI-2.0. The language independent definition of the deprecated function is the same as that of the new function, except for the function name and a different behavior in the C/Fortran language interoperability, see Section 17.2.7 on page 655. The language bindings are modified.

`MPI_KEYVAL_CREATE(copy_fn, delete_fn, keyval, extra_state)`

IN	<code>copy_fn</code>	Copy callback function for keyval
IN	<code>delete_fn</code>	Delete callback function for keyval
OUT	<code>keyval</code>	key value for future access (integer)
IN	<code>extra_state</code>	Extra state for callback functions

```
int MPI_Keyval_create(MPI_Copy_function *copy_fn, MPI_Delete_function
    *delete_fn, int *keyval, void* extra_state)
```

For this routine, an interface within the `mpi_f08` module was never defined.

```
MPI_KEYVAL_CREATE(COPY_FN, DELETE_FN, KEYVAL, EXTRA_STATE, IERROR)
    EXTERNAL COPY_FN, DELETE_FN
    INTEGER KEYVAL, EXTRA_STATE, IERROR
```

The `copy_fn` function is invoked when a communicator is duplicated by `MPI_COMM_DUP`. `copy_fn` should be of type `MPI_Copy_function`, which is defined as follows:

```
typedef int MPI_Copy_function(MPI_Comm oldcomm, int keyval,
    void *extra_state, void *attribute_val_in,
    void *attribute_val_out, int *flag)
```

A Fortran declaration for such a function is as follows:

For this routine, an interface within the `mpi_f08` module was never defined.

```

1  SUBROUTINE COPY_FUNCTION(OLDCOMM, KEYVAL, EXTRA_STATE, ATTRIBUTE_VAL_IN,
2      ATTRIBUTE_VAL_OUT, FLAG, IERR)
3      INTEGER OLDCOMM, KEYVAL, EXTRA_STATE, ATTRIBUTE_VAL_IN,
4      ATTRIBUTE_VAL_OUT, IERR
5      LOGICAL FLAG

```

6 `copy_fn` may be specified as `MPI_NULL_COPY_FN` or `MPI_DUP_FN` from either C or
7 FORTRAN; `MPI_NULL_COPY_FN` is a function that does nothing other than returning
8 `flag = 0` and `MPI_SUCCESS`. `MPI_DUP_FN` is a simple-minded copy function that sets `flag =`
9 `1`, returns the value of `attribute_val_in` in `attribute_val_out`, and returns `MPI_SUCCESS`. Note
10 that `MPI_NULL_COPY_FN` and `MPI_DUP_FN` are also deprecated.

11 Analogous to `copy_fn` is a callback deletion function, defined as follows. The `delete_fn`
12 function is invoked when a communicator is deleted by `MPI_COMM_FREE` or when a call
13 is made explicitly to `MPI_ATTR_DELETE`. `delete_fn` should be of type `MPI_Delete_function`,
14 which is defined as follows:

```

15
16 typedef int MPI_Delete_function(MPI_Comm comm, int keyval,
17 void *attribute_val, void *extra_state);
18

```

19 A Fortran declaration for such a function is as follows:
20 For this routine, an interface within the `mpi_f08` module was never defined.

```

21
22 SUBROUTINE DELETE_FUNCTION(COMM, KEYVAL, ATTRIBUTE_VAL, EXTRA_STATE, IERR)
23     INTEGER COMM, KEYVAL, ATTRIBUTE_VAL, EXTRA_STATE, IERR

```

24 `delete_fn` may be specified as `MPI_NULL_DELETE_FN` from either C or FORTRAN;
25 `MPI_NULL_DELETE_FN` is a function that does nothing, other than returning
26 `MPI_SUCCESS`. Note that `MPI_NULL_DELETE_FN` is also deprecated.

27 The following function is deprecated and is superseded by `MPI_COMM_FREE_KEYVAL`
28 in MPI-2.0. The language independent definition of the deprecated function is the same as
29 of the new function, except of the function name. The language bindings are modified.

```

30
31 MPI_KEYVAL_FREE(keyval)
32     INOUT    keyval                Frees the integer key value (integer)

```

```

33
34 int MPI_Keyval_free(int *keyval)

```

35 For this routine, an interface within the `mpi_f08` module was never defined.

```

36
37 MPI_KEYVAL_FREE(KEYVAL, IERROR)
38     INTEGER KEYVAL, IERROR

```

39 The following function is deprecated and is superseded by `MPI_COMM_SET_ATTR` in
40 MPI-2.0. The language independent definition of the deprecated function is the same as of
41 the new function, except of the function name. The language bindings are modified.

42
43
44
45
46
47
48

MPI_ATTR_PUT(comm, keyval, attribute_val) 1

INOUT	comm	communicator to which attribute will be attached (handle)	2
			3
IN	keyval	key value, as returned by MPI_KEYVAL_CREATE (integer)	4
			5
IN	attribute_val	attribute value	6
			7

int MPI_Attr_put(MPI_Comm comm, int keyval, void* attribute_val) 8

For this routine, an interface within the mpi_f08 module was never defined. 9

MPI_ATTR_PUT(COMM, KEYVAL, ATTRIBUTE_VAL, IERROR) 10
 INTEGER COMM, KEYVAL, ATTRIBUTE_VAL, IERROR 11

The following function is deprecated and is superseded by MPI_COMM_GET_ATTR in MPI-2.0. The language independent definition of the deprecated function is the same as of the new function, except of the function name. The language bindings are modified. 12

MPI_ATTR_GET(comm, keyval, attribute_val, flag) 13

IN	comm	communicator to which attribute is attached (handle)	14
IN	keyval	key value (integer)	15
OUT	attribute_val	attribute value, unless flag = false	16
OUT	flag	true if an attribute value was extracted; false if no attribute is associated with the key	17

int MPI_Attr_get(MPI_Comm comm, int keyval, void *attribute_val, int *flag) 18

For this routine, an interface within the mpi_f08 module was never defined. 19

MPI_ATTR_GET(COMM, KEYVAL, ATTRIBUTE_VAL, FLAG, IERROR) 20
 INTEGER COMM, KEYVAL, ATTRIBUTE_VAL, IERROR 21
 LOGICAL FLAG 22

The following function is deprecated and is superseded by MPI_COMM_DELETE_ATTR in MPI-2.0. The language independent definition of the deprecated function is the same as of the new function, except of the function name. The language bindings are modified. 23

MPI_ATTR_DELETE(comm, keyval) 24

INOUT	comm	communicator to which attribute is attached (handle)	25
IN	keyval	The key value of the deleted attribute (integer)	26

int MPI_Attr_delete(MPI_Comm comm, int keyval) 27

For this routine, an interface within the mpi_f08 module was never defined. 28

MPI_ATTR_DELETE(COMM, KEYVAL, IERROR) 29

1 INTEGER COMM, KEYVAL, IERROR
2
3

4 15.2 Deprecated since MPI-2.2

5
6 The entire set of C++ language bindings have been removed. See Chapter 16, [Removed Interfaces](#) for more information.
7

8 The following function typedefs have been deprecated and are superseded by new
9 names. Other than the typedef names, the function signatures are exactly the same; the
10 names were updated to match conventions of other function typedef names.

11

	Deprecated Name	New Name
12		
13	<u>MPI_Comm_errhandler_fn</u>	<u>MPI_Comm_errhandler_function</u>
14	<u>MPI_File_errhandler_fn</u>	<u>MPI_File_errhandler_function</u>
15	<u>MPI_Win_errhandler_fn</u>	<u>MPI_Win_errhandler_function</u>
16		
17		
18		
19		
20		
21		
22		
23		
24		
25		
26		
27		
28		
29		
30		
31		
32		
33		
34		
35		
36		
37		
38		
39		
40		
41		
42		
43		
44		
45		
46		
47		
48		

1
2
3
4
5
6
7
8
9
10
11
12
13
14
15
16
17
18
19
20
21
22
23
24
25
26
27
28
29
30
31
32
33
34
35
36
37
38
39
40
41
42
43
44
45
46
47
48

Chapter 16

Removed Interfaces

16.1 Removed MPI-1 Bindings

16.1.1 Overview

The following MPI-1 bindings were deprecated as of MPI-2 and are removed in MPI-3. They may be provided by an implementation for backwards compatibility, but are not required. Removal of these bindings affects all language-specific definitions thereof. Only the language-neutral bindings are listed when possible.

16.1.2 Removed MPI-1 Functions

Table 16.1 shows the removed MPI-1 functions and their replacements.

Removed	MPI-2 Replacement
MPI_ADDRESS	MPI_GET_ADDRESS
MPI_ERRHANDLER_CREATE	MPI_COMM_CREATE_ERRHANDLER
MPI_ERRHANDLER_GET	MPI_COMM_GET_ERRHANDLER
MPI_ERRHANDLER_SET	MPI_COMM_SET_ERRHANDLER
MPI_TYPE_EXTENT	MPI_TYPE_GET_EXTENT
MPI_TYPE_HINDEXED	MPI_TYPE_CREATE_HINDEXED
MPI_TYPE_HVECTOR	MPI_TYPE_CREATE_HVECTOR
MPI_TYPE_LB	MPI_TYPE_GET_EXTENT
MPI_TYPE_STRUCT	MPI_TYPE_CREATE_STRUCT
MPI_TYPE_UB	MPI_TYPE_GET_EXTENT

Table 16.1: Removed MPI-1 functions and their replacements

16.1.3 Removed MPI-1 Datatypes

Table 16.2 on page 598 shows the removed MPI-1 datatypes and their replacements.

16.1.4 Removed MPI-1 Constants

Table 16.3 shows the removed MPI-1 constants. There are no MPI-2 replacements.

Removed	MPI-2 Replacement
MPI_LB	MPI_TYPE_CREATE_RESIZED
MPI_UB	MPI_TYPE_CREATE_RESIZED

Table 16.2: Removed MPI-1 datatypes and their replacements

Removed MPI-1 Constants
C type: <code>const int</code> (or unnamed <code>enum</code>)
Fortran type: <code>INTEGER</code>
MPI_COMBINER_HINDEXED_INTEGER
MPI_COMBINER_HVECTOR_INTEGER
MPI_COMBINER_STRUCT_INTEGER

Table 16.3: Removed MPI-1 constants

16.1.5 Removed MPI-1 Callback Prototypes

Table 16.4 shows the removed MPI-1 callback prototypes and their MPI-2 replacements.

Removed	MPI-2 Replacement
MPI_Handler_function	MPI_Comm_errhandler_function

Table 16.4: Removed MPI-1 callback prototypes and their replacements

16.2 C++ Bindings

The C++ bindings were deprecated as of MPI-2.2. The C++ bindings are removed in MPI-3.0. The namespace is still reserved, however, and bindings may only be provided by an implementation as described in the MPI-2.2 standard.

1
2
3
4
5
6
7
8
9
10
11
12
13
14
15
16
17
18
19
20
21
22
23
24
25
26
27
28
29
30
31
32
33
34
35
36
37
38
39
40
41
42
43
44
45
46
47
48

Chapter 17

Language Bindings

17.1 Fortran Support

17.1.1 Overview

The Fortran MPI language bindings have been designed to be compatible with the Fortran 90 standard with additional features from Fortran 2003 and Fortran 2008 [40] + TS 29113 [41].

Rationale. Fortran 90 contains numerous features designed to make it a more “modern” language than Fortran 77. It seems natural that MPI should be able to take advantage of these new features with a set of bindings tailored to Fortran 90. In Fortran 2008 + TS 29113, the major new language features used are the `ASYNCHRONOUS` attribute to protect nonblocking MPI operations, and assumed-type and assumed-rank dummy arguments for choice buffer arguments. Further requirements for compiler support are listed in Section 17.1.7 on page 615. (*End of rationale.*)

MPI defines three methods of Fortran support:

1. **USE `mpi_f08`:** This method is described in Section 17.1.2. It requires compile-time argument checking with unique MPI handle types and provides techniques to fully solve the optimization problems with nonblocking calls. This is the only Fortran support method that is consistent with the Fortran standard (Fortran 2008 + TS 29113 and later). This method is highly recommended for all MPI applications.
2. **USE `mpi`:** This method is described in Section 17.1.3 and requires compile-time argument checking. Handles are defined as `INTEGER`. This Fortran support method is inconsistent with the Fortran standard, and its use is therefore not recommended. It exists only for backwards compatibility.
3. **INCLUDE `'mpif.h'`:** This method is described in Section 17.1.4. The use of the include file `mpif.h` is strongly discouraged starting with MPI-3.0, because this method neither guarantees compile-time argument checking nor provides sufficient techniques to solve the optimization problems with nonblocking calls, and is therefore inconsistent with the Fortran standard. It exists only for backwards compatibility with legacy MPI applications.

Compliant MPI-3 implementations providing a Fortran interface must provide one or both of the following:

- The `USE mpi_f08` Fortran support method.
- The `USE mpi` and `INCLUDE 'mpif.h'` Fortran support methods.

Section 17.1.6 on page 611 describes restrictions if the compiler does not support all the needed features.

Application subroutines and functions may use either one of the modules or the `mpif.h` include file. An implementation may require the use of one of the modules to prevent type mismatch errors.

Advice to users. Users are advised to utilize one of the MPI modules even if `mpif.h` enforces type checking on a particular system. Using a module provides several potential advantages over using an include file; the `mpi_f08` module offers the most robust and complete Fortran support. (*End of advice to users.*)

In a single application, it must be possible to link together routines which `USE mpi_f08`, `USE mpi`, and `INCLUDE 'mpif.h'`.

The `LOGICAL` compile-time constant `MPI_SUBARRAYS_SUPPORTED` is set to `.TRUE.` if all buffer choice arguments are defined in explicit interfaces with assumed-type and assumed-rank [41]; otherwise it is set to `.FALSE.` The `LOGICAL` compile-time constant `MPI_ASYNC_PROTECTS_NONBLOCKING` is set to `.TRUE.` if the `ASYNCHRONOUS` attribute was added to the choice buffer arguments of all nonblocking interfaces **and** the underlying Fortran compiler supports the `ASYNCHRONOUS` attribute for MPI communication (as part of TS 29113), otherwise it is set to `.FALSE.` These constants exist for each Fortran support method, but not in the C header file. The values may be different for each Fortran support method. All other constants and the integer values of handles must be the same for each Fortran support method.

Section 17.1.2 through 17.1.4 define the Fortran support methods. The Fortran interfaces of each MPI routine are shorthands. Section 17.1.5 defines the corresponding full interface specification together with the used linker names and implications for the profiling interface. Section 17.1.6 the implementation of the MPI routines for different versions of the Fortran standard. Section 17.1.7 summarizes major requirements for valid MPI-3.0 implementations with Fortran support. Section 17.1.8 and Section 17.1.9 describe additional functionality that is part of the Fortran support. `MPI_F_SYNC_REG` is needed for one of the methods to prevent register optimization problems. A set of functions provides additional support for Fortran intrinsic numeric types, including parameterized types: `MPI_SIZEOF`, `MPI_TYPE_MATCH_SIZE`, `MPI_TYPE_CREATE_F90_INTEGER`, `MPI_TYPE_CREATE_F90_REAL` and `MPI_TYPE_CREATE_F90_COMPLEX`. In the context of MPI, parameterized types are Fortran intrinsic types which are specified using `KIND` type parameters. Sections 17.1.10 through 17.1.19 give an overview and details on known problems when using Fortran together with MPI; Section 17.1.20 compares the Fortran problems with those in C.

17.1.2 Fortran Support Through the `mpi_f08` Module

An MPI implementation providing a Fortran interface must provide a module named `mpi_f08` that can be used in a Fortran program. Section 17.1.6 on page 611 describes restrictions if

the compiler does not support all the needed features. Within all MPI function specifications, the first of the set of two Fortran routine interface specifications is provided by this module. This module must:

- Define all named MPI constants.
- Declare MPI functions that return a value.
- Provide explicit interfaces according to the Fortran routine interface specifications. This module therefore guarantees compile-time argument checking for all arguments which are not `TYPE(*)`, with the following exception:

Only one Fortran interface is defined for functions that are deprecated as of MPI-3.0. This interface must be provided as an explicit interface according to the rules defined for the `mpi` module, see Section 17.1.3 on page 603.

Advice to users. It is strongly recommended that developers substitute calls to deprecated routines when upgrading from `mpif.h` or the `mpi` module to the `mpi_f08` module. (*End of advice to users.*)

- Define all MPI handles with uniquely named handle types (instead of `INTEGER` handles, as in the `mpi` module). This is reflected in the first Fortran binding in each MPI function definition throughout this document (except for the deprecated routines).
- Overload the operators `.EQ.` and `.NE.` to allow the comparison of these MPI handles with `.EQ.`, `.NE.`, `==` and `/=`.
- Use the `ASYNCHRONOUS` attribute to protect the buffers of nonblocking operations, and set the `LOGICAL` compile-time constant `MPI_ASYNC_PROTECTS_NONBLOCKING` to `.TRUE.` if the underlying Fortran compiler supports the `ASYNCHRONOUS` attribute for MPI communication (as part of TS 29113). See Section 17.1.6 on page 611 for older compiler versions.
- Set the `LOGICAL` compile-time constant `MPI_SUBARRAYS_SUPPORTED` to `.TRUE.` and declare choice buffers using the Fortran 2008 TS 29113 features assumed-type and assumed-rank, i.e., `TYPE(*)`, `DIMENSION(..)` in all nonblocking, split collective and persistent communication routines, if the underlying Fortran compiler supports it. With this, non-contiguous sub-arrays can be used as buffers in nonblocking routines.

Rationale. In all blocking routines, i.e., if the choice-buffer is not declared as `ASYNCHRONOUS`, the TS 29113 feature is not needed for the support of non-contiguous buffers because the compiler can pass the buffer by in-and-out-copy through a contiguous scratch array. (*End of rationale.*)

- Set the `MPI_SUBARRAYS_SUPPORTED` compile-time constant to `.FALSE.` and declare choice buffers with a compiler-dependent mechanism that overrides type checking if the underlying Fortran compiler does not support the Fortran 2008 TS 29113 assumed-type and assumed-rank notation. In this case, the use of non-contiguous sub-arrays as buffers in nonblocking calls may be invalid. See Section 17.1.6 on page 611 for details.
- Declare each argument with an `INTENT` of `IN`, `OUT`, or `INOUT` as defined in this standard.

1 *Rationale.* For these definitions in the `mpi_f08` bindings, in most cases, `INTENT(IN)`
 2 is used if the C interface uses call-by-value. For all buffer arguments and for `OUT` and
 3 `INOUT` dummy arguments that allow one of the non-ordinary Fortran constants (see
 4 `MPI_BOTTOM`, etc. in Section 2.5.4 on page 15) as input, an `INTENT` is not specified.
 5 (*End of rationale.*)

6
 7 *Advice to users.* If a dummy argument is declared with `INTENT(OUT)`, then the
 8 Fortran standard stipulates that the actual argument becomes undefined upon invo-
 9 cation of the MPI routine, i.e., it may be overwritten by some other values, e.g. zeros;
 10 according to [40], 12.5.2.4 Ordinary dummy variables, Paragraph 17: “If a dummy
 11 argument has `INTENT(OUT)`, the actual argument becomes undefined at the time
 12 the association is established, except [...]”. For example, if the dummy argument is
 13 an assumed-size array and the actual argument is a strided array, the call may be im-
 14 plemented with copy-in and copy-out of the argument. In the case of `INTENT(OUT)` the
 15 copy-in may be suppressed by the optimization and the routine is starts execution us-
 16 ing an array of undefined values. If the routine stores fewer elements into the dummy
 17 argument than is provided in the actual argument, then the remaining locations are
 18 overwritten with these undefined values. See also both advices to implementors in
 19 Section 17.1.3 on page 603. (*End of advice to users.*)

- 20
 21 • Declare all `ierror` output arguments as `OPTIONAL`, except for user-defined callback
 22 functions (e.g., `COMM_COPY_ATTR_FUNCTION`) and predefined callbacks (e.g.,
 23 `MPI_COMM_NULL_COPY_FN`).

24
 25 *Rationale.* For user-defined callback functions (e.g., `COMM_COPY_ATTR_FUNCTION`) and
 26 their predefined callbacks (e.g., `MPI_COMM_NULL_COPY_FN`), the `ierror` argument
 27 is not optional. The MPI library must always call these routines with an actual `ierror`
 28 argument. Therefore, these user-defined functions need not check whether the MPI
 29 library calls these routines with or without an actual `ierror` output argument. (*End of*
 30 *rationale.*)

31
 32 The MPI Fortran bindings in the `mpi_f08` module are designed based on the Fortran
 33 2008 standard [40] together with the Technical Specification “TS 29113 Further Interoper-
 34 ability with C” [41] of the ISO/IEC JTC1/SC22/WG5 (Fortran) working group.

35
 36 *Rationale.* The features in TS 29113 on further interoperability with C were decided
 37 on by ISO/IEC JTC1/SC22/WG5 and designed by PL22.3 (formerly J3) to support a
 38 higher level of integration between Fortran-specific features and C than was provided
 39 in the Fortran 2008 standard; part of this design is based on requirements from the
 40 MPI Forum to support MPI-3.0. According to [41], “an ISO/IEC TS is reviewed after
 41 three years in order to decide whether it will be confirmed for a further three years,
 42 revised to become an International Standard, or withdrawn. If the ISO/IEC TS is
 43 confirmed, it is reviewed again after a further three years, at which time it must either
 44 be transformed into an International Standard or be withdrawn.”

45 The TS 29113 contains the following language features that are needed for the MPI
 46 bindings in the `mpi_f08` module: assumed-type and assumed-rank. It is important
 47 that any possible actual argument can be used for such dummy arguments, e.g.,
 48 scalars, arrays, assumed-shape arrays, assumed-size arrays, allocatable arrays, and

with any element type, e.g., `REAL`, `CHARACTER*5`, `CHARACTER*(*)`, sequence derived types, or `BIND(C)` derived types. Especially for backward compatibility reasons, it is important that any possible actual argument in an implicit interface implementation of a choice buffer dummy argument (e.g., with `mpif.h` without argument-checking) can be used in an implementation with assumed-type and assumed-rank argument in an explicit interface (e.g., with the `mpi_f08` module).

The `INTERFACE` construct in combination with `BIND(C)` allows the implementation of the Fortran `mpi_f08` interface with a single set of portable wrapper routines written in C, which supports all desired features in the `mpi_f08` interface. TS 29113 also has a provision for `OPTIONAL` arguments in `BIND(C)` interfaces.

A further feature useful for MPI is the extension of the semantics of the `ASYNCHRONOUS` attribute: In F2003 and F2008, this attribute could be used only to protect buffers of Fortran asynchronous I/O. With TS 29113, this attribute now also covers asynchronous communication occurring within library routines written in C.

The MPI Forum hereby wishes to acknowledge this important effort by the Fortran PL22.3 and WG5 committee. (*End of rationale.*)

17.1.3 Fortran Support Through the `mpi` Module

An MPI implementation providing a Fortran interface must provide a module named `mpi` that can be used in a Fortran program. Within all MPI function specifications, the second of the set of two Fortran routine interface specifications is provided by this module. This module must:

- Define all named MPI constants
- Declare MPI functions that return a value.
- Provide explicit interfaces according to the Fortran routine interface specifications. This module therefore guarantees compile-time argument checking and allows positional and keyword-based argument lists.
- Define all MPI handles as type `INTEGER`.
- Define the derived type `MPI_Status` and all named handle types that are used in the `mpi_f08` module. For these named handle types, overload the operators `.EQ.` and `.NE.` to allow handle comparison via the `.EQ.`, `.NE.`, `==` and `/=` operators.

Rationale. They are needed only when the application converts old-style `INTEGER` handles into new-style handles with a named type. (*End of rationale.*)

- A high quality MPI implementation may enhance the interface by using the `ASYNCHRONOUS` attribute in the same way as in the `mpi_f08` module if it is supported by the underlying compiler.
- Set the LOGICAL compile-time constant `MPI_ASYNC_PROTECTS_NONBLOCKING` to `.TRUE.` if the `ASYNCHRONOUS` attribute is used in all nonblocking interfaces **and** the underlying Fortran compiler supports the `ASYNCHRONOUS` attribute for MPI communication (as part of TS 29113), otherwise to `.FALSE.`

Advice to users. For an MPI implementation that fully supports nonblocking calls with the `ASYNCHRONOUS` attribute for choice buffers, an existing MPI-2.2 application may fail to compile even if it compiled and executed with expected results with an MPI-2.2 implementation. One reason may be that the application uses “contiguous” but not “simply contiguous” `ASYNCHRONOUS` arrays as actual arguments for choice buffers of nonblocking routines, e.g., by using subscript triplets with stride one or specifying `(1:n)` for a whole dimension instead of using `(:)`. This should be fixed to fulfill the Fortran constraints for `ASYNCHRONOUS` dummy arguments. This is not considered a violation of backward compatibility because existing applications can not use the `ASYNCHRONOUS` attribute to protect nonblocking calls. Another reason may be that the application does not conform either to MPI-2.2, or to MPI-3.0, or to the Fortran standard, typically because the program forces the compiler to perform copy-in/out for a choice buffer argument in a nonblocking MPI call. This is also not a violation of backward compatibility because the application itself is non-conforming. See Section 17.1.12 on page 628 for more details. (*End of advice to users.*)

- A high quality MPI implementation may enhance the interface by using `TYPE(*)`, `DIMENSION(..)` choice buffer dummy arguments instead of using non-standardized extensions such as `!$PRAGMA IGNORE_TKR` or a set of overloaded functions as described by M. Hennecke in [28], if the compiler supports this TS 29113 language feature. See Section 17.1.6 on page 611 for further details.
- Set the `LOGICAL` compile-time constant `MPI_SUBARRAYS_SUPPORTED` to `.TRUE.` if all choice buffer arguments in all nonblocking, split collective and persistent communication routines are declared with `TYPE(*)`, `DIMENSION(..)`, otherwise set it to `.FALSE..` When `MPI_SUBARRAYS_SUPPORTED` is defined as `.TRUE.`, non-contiguous sub-arrays can be used as buffers in nonblocking routines.
- Set the `MPI_SUBARRAYS_SUPPORTED` compile-time constant to `.FALSE.` and declare choice buffers with a compiler-dependent mechanism that overrides type checking if the underlying Fortran compiler does not support the TS 29113 assumed-type and assumed-rank features. In this case, the use of non-contiguous sub-arrays in non-blocking calls may be disallowed. See Section 17.1.6 on page 611 for details.

An MPI implementation may provide other features in the `mpi` module that enhance the usability of MPI while maintaining adherence to the standard. For example, it may provide `INTENT` information in these interface blocks.

Advice to implementors. The appropriate `INTENT` may be different from what is given in the MPI language-neutral bindings. Implementations must choose `INTENT` so that the function adheres to the MPI standard, e.g., by defining the `INTENT` as provided in the `mpi_f08` bindings. (*End of advice to implementors.*)

Rationale. The intent given by the MPI generic interface is not precisely defined and does not in all cases correspond to the correct Fortran `INTENT`. For instance, receiving into a buffer specified by a datatype with absolute addresses may require associating `MPI_BOTTOM` with a dummy `OUT` argument. Moreover, “constants” such as `MPI_BOTTOM` and `MPI_STATUS_IGNORE` are not constants as defined by Fortran, but “special addresses” used in a nonstandard way. Finally, the MPI-1 generic intent

was changed in several places in MPI-2. For instance, `MPI_IN_PLACE` changes the intent of an `OUT` argument to be `INOUT`. (*End of rationale.*)

Advice to implementors. The Fortran 2008 standard illustrates in its Note 5.17 that “`INTENT(OUT)` means that the value of the argument after invoking the procedure is entirely the result of executing that procedure. If an argument should retain its value rather than being redefined, `INTENT(INOUT)` should be used rather than `INTENT(OUT)`, even if there is no explicit reference to the value of the dummy argument. Furthermore, `INTENT(INOUT)` is not equivalent to omitting the `INTENT` attribute, because `INTENT(INOUT)` always requires that the associated actual argument is definable.” Applications that include `mpif.h` may not expect that `INTENT(OUT)` is used. In particular, output array arguments are expected to keep their content as long as the MPI routine does not modify them. To keep this behavior, it is recommended that implementations not use `INTENT(OUT)` in the `mpi` module and the `mpif.h` include file, even though `INTENT(OUT)` is specified in an interface description of the `mpi_f08` module. (*End of advice to implementors.*)

17.1.4 Fortran Support Through the `mpif.h` Include File

The use of the `mpif.h` include file is strongly discouraged and may be deprecated in a future version of MPI.

An MPI implementation providing a Fortran interface must provide an include file named `mpif.h` that can be used in a Fortran program. Within all MPI function specifications, the second of the set of two Fortran routine interface specifications is supported by this include file. This include file must:

- Define all named MPI constants.
- Declare MPI functions that return a value.
- Define all handles as `INTEGER`.
- Be valid and equivalent for both fixed and free source form.

For each MPI routine, an implementation can choose to use an implicit or explicit interface for the second Fortran binding (in deprecated routines, the first one may be omitted).

- Set the `LOGICAL` compile-time constants `MPI_SUBARRAYS_SUPPORTED` and `MPI_ASYNC_PROTECTS_NONBLOCKING` according to the same rules as for the `mpi` module. In the case of implicit interfaces for choice buffer or nonblocking routines, the constants must be set to `.FALSE..`

Advice to users. Instead of using `mpif.h`, the use of the `mpi_f08` or `mpi` module is strongly encouraged for the following reasons:

- Most `mpif.h` implementations do not include compile-time argument checking.
- Therefore, many bugs in MPI applications remain undetected at compile-time, such as:
 - Missing `ierror` as last argument in most Fortran bindings.

- 1 – Declaration of a `status` as an `INTEGER` variable instead of an `INTEGER` array
- 2 with size `MPI_STATUS_SIZE`.
- 3 – Incorrect argument positions; e.g., interchanging the `count` and
- 4 `datatype` arguments.
- 5 – Passing incorrect MPI handles; e.g., passing a `datatype` instead of a commu-
- 6 nicator.
- 7
- 8 • The migration from `mpif.h` to the `mpi` module should be relatively straightfor-
- 9 ward (i.e., substituting `include 'mpif.h'` after an `implicit` statement by `use`
- 10 `mpi` before that `implicit` statement) as long as the application syntax is correct.
- 11 • Migrating portable and correctly written applications to the `mpi` module is not
- 12 expected to be difficult. No compile or runtime problems should occur because
- 13 an `mpif.h` include file was always allowed to provide explicit Fortran interfaces.

14 (*End of advice to users.*)

15
16 *Rationale.* With MPI-3.0, the `mpif.h` include file was not deprecated in order to

17 retain strong backward compatibility. Internally, `mpif.h` and the `mpi` module may be

18 implemented so that essentially the same library implementation of the MPI routines

19 can be used. (*End of rationale.*)

20
21 *Advice to implementors.* To make `mpif.h` compatible with both fixed- and free-source

22 forms, to allow automatic inclusion by preprocessors, and to allow extended fixed-

23 form line length, it is recommended that the requirement of usability in free and fixed

24 source form applications be met by constructing `mpif.h` without any continuation

25 lines. This should be possible because `mpif.h` may contain only declarations, and

26 because common block declarations can be split among several lines. The argument

27 names may need to be shortened to keep the `SUBROUTINE` statement within the allowed

28 $72 - 6 = 66$ characters, e.g.,

```
30           INTERFACE
31           SUBROUTINE PMPI_DIST_GRAPH_CREATE_ADJACENT(a,b,c,d,e,f,g,h,i,j,k)
32           ... ! dummy argument declarations
33
```

34 This line has 65 characters and is the longest in MPI-3.0.

35
36 As long as the MPI standard contains routines with choice buffers and a name length

37 and argument count that implies that a `BIND(C)` implementation would need to

38 shorten their linker names in `mpif.h`, the `mpif.h` cannot set

39 `MPI_SUBARRAYS_SUPPORTED` and `MPI_ASYNC_PROTECTS_NONBLOCKING` equals

40 `.TRUE.`, because such shortening is invalid. For example,

41 `MPI_FILE_WRITE_AT_ALL_BEGIN` with 6 arguments, may be defined:

```
42  
43           INTERFACE MPI_FILE_WRITE_AT_ALL_BEGIN
44           SUBROUTINE MPI_X(a,b,c,d,e,f)BIND(C,NAME='MPI_File_write_at_all_begin_f')
45           ... ! dummy argument declarations
46
```

47 This would need a line length of 73 characters, i.e., the `C` routine name would need

48 to be shortened by 7 characters to stay within the available 66 characters. Note

that the name `MPI_X` has no meaning for the compilation, and that this problem occurs only with routines with choice buffers implemented with the assumed-type and assumed-rank facility of TS 29113. To support Fortran 77 as well as Fortran 90 and later, it may be necessary to eliminate all comments from `mpif.h`. (*End of advice to implementors.*)

17.1.5 Interface Specifications, Linker Names and the Profiling Interface

The Fortran interface specifications of each MPI routine specifies the routine name that must be called by the application program, and the names and types of the dummy arguments together with additional attributes. The rules for the linker names and its implications for the profiling interface are specified within this section. The linker name of a Fortran routine is defined as the name that a C routine would have if both routines would have the same name visible for the linker. A typical linker name of the Fortran routine `FOOfoo` is `foofoo_`. In the case of `BIND(C,NAME='...')`, the linker name is directly defined through the external name given by the string.

The following rules for linker names apply:

- With the Fortran `mpi_f08` module, if `MPI_SUBARRAYS_SUPPORTED` equals `.TRUE.`:
The Fortran binding must use `BIND(C)` interfaces with an interface name identical to the language independent name, e.g., `MPI_SEND`. The linker name is a combination of the C name and an `_f08` suffix, e.g., `MPI_Send_f08`. Prototype example:

```
INTERFACE
  SUBROUTINE MPI_Send(...) BIND(C,NAME='MPI_Send_f08')
```

- With the Fortran `mpi_f08` module, if `MPI_SUBARRAYS_SUPPORTED` equals `.FALSE.` (i.e., with a preliminary implementation of this module without TS 29113):
The linker name of each routine is defined through the linker name mapping of the Fortran compiler for the name defined when subarrays are supported. For example, `MPI_Send_f08` may be mapped to `mpi_send_f08_`. Example:

```
INTERFACE MPI_Send
  SUBROUTINE MPI_Send_f08(...)
```

- With the Fortran `mpi` module or `mpif.h` include file, if `MPI_SUBARRAYS_SUPPORTED` equals `.FALSE.`:
The linker name of each routine is defined through the linker-name mapping of the Fortran compiler. For example, `MPI_SEND` may be mapped to `mpi_send_`. Example:

```
INTERFACE
  SUBROUTINE MPI_SEND(...)
```

- With the Fortran `mpi` module or `mpif.h` include file, if `MPI_SUBARRAYS_SUPPORTED` equals `.TRUE.`:
The Fortran binding must use `BIND(C)` interfaces with an interface name identical to the language independent name, e.g., `MPI_SEND`. The linker name is a combination of the C name and an `_f` suffix, e.g., `MPI_Send_f`. Prototype example:

1 INTERFACE

2 SUBROUTINE MPI_SEND(...) BIND(C,NAME='MPI_Send_f')

3
4 If the support of subarrays is different for the `mpi` module and the `mpif.h` include file,
5 then both linker-name methods can be used in the same application. If the application also
6 uses the `mpi_f08` module and was compiled with this module partially before and after the
7 subarrays were supported, then all four interfaces are used within the same application.

8
9 *Rationale.* After a compiler provides the facilities from TS 29113, i.e., `TYPE(*)`,
10 `DIMENSION(...)`, it is possible to change the bindings within a Fortran support method
11 to support subarrays without recompiling the complete application. Of course, only
12 recompiled routines can benefit from the added facilities. There is no binary compat-
13 ibility conflict because each interface uses its own linker names and all interfaces use
14 the same constants and type definitions. (*End of rationale.*)

15 A user-written or middleware profiling routine that is written according to the same
16 binding rules will have the same linker name, and therefore, can interpose itself as the MPI
17 library routine. The profiling routine can internally call the matching PMPI routine with any
18 of its existing bindings, except for routines that have callback routine dummy arguments.
19 In this case, the profiling software must use the same Fortran support method as used in
20 the calling application program, because the C, `mpi_f08` and `mpi` callback prototypes are
21 different.

22
23 *Advice to users.* This advice is mainly for tool writers. Even if an MPI library
24 supports subarrays in all three Fortran support methods, a portable profiling layer
25 should also provide the two interfaces for `MPI_SUBARRAYS_SUPPORTED==.FALSE.`
26 to support older binary user routines that were compiled before TS 29113 level support
27 was available.

28 If a user application calls `MPI_SEND`, then the chosen Fortran support method to-
29 gether with the MPI implementation decision about `MPI_SUBARRAYS_SUPPORTED`
30 imply, to which linker name the compiler will translate this call, i.e., whether the
31 application calls `mpi_send__`, or `MPI_Send_f`, or `mpi_send_f08__`, or `MPI_Send_f08`.
32 If the profiling layer wants to be independent of the decision of the user program and
33 MPI implementation, then it should provide all four routines. For example:

```
34
35 SUBROUTINE MPI_SEND(...) BIND(C,NAME='MPI_Send_f')
36   USE mpi
37   CALL PMPI_SEND(...)
38 END SUBROUTINE
```

39 The MPI library must provide the `PMPI_SEND` routine according to the same rules
40 as for providing the `MPI_SEND` routine. (*End of advice to users.*)

41
42 *Advice to implementors.* If an implementation provides in a first step two sets of
43 routines, one for the `mpi` module and `mpif.h`, and the other for the `mpi_f08` module,
44 and both sets without TS 29113, i.e., `MPI_SUBARRAYS_SUPPORTED` equals `.FALSE.`,
45 and the implementor wants to add a TS 29113 based set of routines, then it is not
46 necessary to add two full sets of routines. For full quality, it is enough to implement
47 in each set only those routines that have a choice buffer argument. (*End of advice to*
48 *implementors.*)

In the case that a Fortran binding consists of multiple routines through function overloading, the base names of overloaded routines are appended by a suffix indicating the difference in the argument list. For example, `MPI_ALLOC_MEM` (in the `mpi` module and `mpif.h`) has an `INTEGER(KIND=...)` `baseptr` argument without a suffix. This routine is overloaded by a routine with `TYPE(C_PTR)` `baseptr` and the suffix `_CPTR`. The implied linker name base is `MPI_ALLOC_MEM_CPTR`. It is mapped to the linker names `MPI_Alloc_mem_cptr_f`, and, e.g., `mpi_alloc_mem_cptr_`. Note that these routines are always called via the interface name `MPI_ALLOC_MEM` by the application within all Fortran support methods.

For routines without `ASYNCHRONOUS` choice buffers and that are not predefined callback routines, the implementor can freely choose to implement the routines according to the rules for `MPI_SUBARRAYS_SUPPORTED` equals `.TRUE.` or `.FALSE.`, provided that the following rule about routine grouping is fulfilled. The implementation of routines with `ASYNCHRONOUS` choice buffers depends on the rules for the provided Fortran support method and language level of the underlying compiler. Predefined callback routines for the `mpi_f08` module must be implemented with `BIND(C)` interfaces, and for the `mpi` module and `mpif.h` without `BIND(C)`.

Similar MPI routines are grouped together for linker symbol scheme classification. If the peer routine of a group is available within an MPI library with one of its possible linker names then all of the routines in this group must be provided according to the same linker name scheme. If the peer routine is not available through a linker name scheme then all other routines in the group must not be available through this scheme.

Peer routines and their routine groups:

<code>MPI_ALLOC_MEM</code>	<code>MPI_ALLOC_MEM</code> , <code>MPI_WIN_ALLOCATE</code> , <code>MPI_WIN_SHARED_ALLOCATE</code> , and <code>MPI_WIN_SHARED_QUERY</code> .
<code>MPI_FREE_MEM</code>	Only this routine is in this group.
<code>MPI_GET_ADDRESS</code>	Only this routine is in this group.
<code>MPI_SEND</code>	All routines with choice buffer arguments that are not declared as <code>ASYNCHRONOUS</code> within the <code>mpi_f08</code> module.
<code>MPI_ISEND</code>	All routines with choice buffer arguments that are declared as <code>ASYNCHRONOUS</code> within the <code>mpi_f08</code> module.
<code>MPI_OP_CREATE</code>	Only this routine is in this group.
<code>MPI_REGISTER_DATAREP</code>	Only this routine is in this group.
<code>MPI_COMM_KEYVAL_CREATE</code>	All other routines with callback function argu- ments.
<code>MPI_COMM_DUP_FN</code>	All predefined callback routines.
<code>MPI_COMM_RANK</code>	All other MPI routines.

Advice to implementors. Removed interfaces (see Chapter 16) are in the same routine group as their corresponding replacement functions. (*End of advice to implementors.*)

Additionally, four C preprocessor macros are available in `mpi.h` for each routine group. The name of the macros are the peer routine name written as in the list above and appended with one of the following suffixes and meanings:

1 `_mpi_f08_BIND_C` The macro is set to 1 if the BIND(C) linker name with the
 2 linker suffix `_f08` is available for all routines within this group
 3 (e.g., `MPI_Send_f08`), otherwise it is set to 0.
 4 `_mpi_f08_BIND_F` The macro is set to 1 if the Fortran linker name with the
 5 linker suffix `_f08` is available for all routines within this group
 6 (e.g., `mpi_send_f08__`), otherwise it is set to 0.
 7 `_mpi_BIND_C ...` The macro is set to 1 if the BIND(C) linker name with the
 8 linker suffix `_f` is available for all routines within this group
 9 (e.g., `MPI_Send_f`), otherwise it is set to 0.
 10 `_mpi_BIND_F ...` The macro is set to 1 if the Fortran linker name without
 11 a linker suffix is available for all routines within this group
 12 (e.g., `mpi_send__`), otherwise it is set to 0.

13 For example

```

14
15     ...
16     #define MPI_SEND_mpi_f08_BIND_C    0
17     #define MPI_SEND_mpi_f08_BIND_F    1
18     #define MPI_SEND_mpi_BIND_C        0
19     #define MPI_SEND_mpi_BIND_F        1
20
21     #define MPI_ISEND_mpi_f08_BIND_C   1
22     #define MPI_ISEND_mpi_f08_BIND_F   1
23     #define MPI_ISEND_mpi_BIND_C       1
24     #define MPI_ISEND_mpi_BIND_F       1
25     ...
26     #define MPI_COMM_DUP_FN_mpi_f08_BIND_C 1
27     #define MPI_COMM_DUP_FN_mpi_f08_BIND_F 0
28     #define MPI_COMM_DUP_FN_mpi_BIND_C    0
29     #define MPI_COMM_DUP_FN_mpi_BIND_F    1
30     ...

```

31 shows, that

- 32
- 33 • the routines in the `MPI_SEND` group are only available through their Fortran linker
 34 names (e.g., `mpi_send_f08__`, `mpi_send__`, `mpi_recv_f08__`, `mpi_recv__`, ...),
- 35
- 36 • the routines in the `MPI_ISEND` group are available with all four interfaces: the MPI
 37 library, the `mpi_f08` and `mpi` modules (that provide the TS 29113 quality), and this
 38 MPI library supports application routines that are compiled with an older MPI library
 39 version with `_BIND_C` set to 0 and `_BIND_F` set to 1.

40 For the predefined callbacks, there is no choice, because the interfaces must fit to the
 41 callback function prototypes which are BIND(C) based for `mpi_f08` and without BIND(C)
 42 for the `mpi` module and `mpif.h`.

43

44 *Advice to implementors.* If all following conditions are fulfilled (which is the case for
 45 most compilers):

- 46
- 47 • the handles in the `mpi_f08` module occupy one Fortran numerical storage unit
 48 (same as an `INTEGER` handle),

- the internal argument passing mechanism used to pass an actual `ierror` argument to a non-optional `ierror` dummy argument is binary compatible to passing an actual `ierror` argument to an `ierror` dummy argument that is declared as `OPTIONAL`,
- the internal argument passing mechanism for `ASYNCHRONOUS` and non-`ASYNCHRONOUS` arguments is the same,
- the internal routine call mechanism is the same for the Fortran and the C compilers for which the MPI library is compiled,
- the compiler does not provide TS 29113,

then for the routine groups, the implementor may use the same internal routine implementations for all Fortran support methods but with several different linker names. For TS 29113 quality, new routines are needed only for the routine group of `MPI_ISEND`. Typical settings for `_mpi_f08_BIND_C` / `_mpi_f08_BIND_F` / `_mpi_BIND_C` / `_mpi_BIND_F` may be:

	Without TS 29113	Upgrade to TS 29113	Upgrade for strided data optimization	New impl. with TS 29113
<code>MPI_ALLOC_MEM_...</code>	0/1/0/1	0/1/0/1	0/1/0/1	1/0/1/0
<code>MPI_FREE_MEM_...</code>	0/1/0/1	0/1/0/1	0/1/0/1	1/0/1/0
<code>MPI_GET_ADDRESS_...</code>	0/1/0/1	0/1/0/1	0/1/0/1	1/0/1/0
<code>MPI_SEND_...</code>	0/1/0/1	0/1/0/1	1/1/1/1	1/0/1/0
<code>MPI_ISEND_...</code>	0/1/0/1	1/1/1/1	1/1/1/1	1/0/1/0
<code>MPI_OP_CREATE_...</code>	0/1/0/1	0/1/0/1	0/1/0/1	1/0/1/0
<code>MPI_REGISTER_DATAREP_...</code>	0/1/0/1	0/1/0/1	0/1/0/1	1/0/1/0
<code>MPI_COMM_KEYVAL_CREATE_...</code>	0/1/0/1	0/1/0/1	0/1/0/1	1/0/1/0
<code>MPI_COMM_DUP_FN_...</code>	1/0/0/1	1/0/0/1	1/0/0/1	1/0/0/1
<code>MPI_COMM_RANK_...</code>	0/1/0/1	0/1/0/1	0/1/0/1	1/0/1/0

(End of advice to implementors.)

17.1.6 MPI for Different Fortran Standard Versions

This section describes which Fortran interface functionality can be provided for different versions of the Fortran standard.

- *For Fortran 77* with some extensions:
 - MPI identifiers may be up to 30 characters (31 with the profiling interface).
 - MPI identifiers may contain underscores after the first character.
 - An MPI subroutine with a choice argument may be called with different argument types.
 - Although not required by the MPI standard, the `INCLUDE` statement should be available for including `mpif.h` into the user application source code.

Only MPI-1.1, MPI-1.2, and MPI-1.3 can be implemented. The use of absolute addresses from `MPI_ADDRESS` and `MPI_BOTTOM` may cause problems if an address does not fit into the memory space provided by an `INTEGER`. (In MPI-2.0 this problem is solved with `MPI_GET_ADDRESS`, but not for Fortran 77.)

- *For Fortran 90*:
The major additional features that are needed from Fortran 90 are:

- 1 – The `MODULE` and `INTERFACE` concept.
- 2 – The `KIND=` and `SELECTED_..._KIND` concept.
- 3 – Fortran derived `TYPE`s and the `SEQUENCE` attribute.
- 4 – The `OPTIONAL` attribute for dummy arguments.
- 5 – Cray pointers, which are a non-standard compiler extension, are needed for the
- 6 use of `MPI_ALLOC_MEM`.

7
8
9 With these features, MPI-1.1 – MPI-2.2 can be implemented without restrictions. MPI-3.0 can be implemented with some restrictions. The Fortran support methods are abbreviated with `S1` = the `mpi_f08` module, `S2` = the `mpi` module, and `S3` = the `mpif.f` include file. If not stated otherwise, restrictions exist for each method which prevent implementing the complete semantics of MPI-3.0.

- 10 – `MPI_SUBARRAYS_SUPPORTED` equals `.FALSE.`, i.e., subscript triplets and non-
- 11 contiguous subarrays cannot be used as buffers in nonblocking routines, RMA,
- 12 or split-collective I/O.
- 13 – `S1`, `S2`, and `S3` can be implemented, but for `S1`, only a preliminary implementa-
- 14 tion is possible.
- 15 – In this preliminary interface of `S1`, the following changes are necessary:
- 16 * The routines are not `BIND(C)`.
- 17 * `TYPE(*)`, `DIMENSION(..)` is substituted by non-standardized extensions
- 18 like `!$PRAGMA IGNORE_TKR`.
- 19 * The `ASYNCHRONOUS` attribute is omitted.
- 20 * `PROCEDURE(...)` callback declarations are substituted by `EXTERNAL`.
- 21 – The linker names are specified in Section 17.1.5 on page 607.
- 22 – Due to the rules specified in Section 17.1.5 on page 607, choice buffer declarations
- 23 should be implemented only with non-standardized extensions like `!$PRAGMA`
- 24 `IGNORE_TKR` (as long as F2008+TS 29113 is not available).
- 25 In `S2` and `S3`: Without such extensions, routines with choice buffers should
- 26 be provided with an implicit interface, instead of overloading with a different
- 27 MPI function for each possible buffer type (as mentioned in Section 17.1.11 on
- 28 page 627). Such overloading would also imply restrictions for passing Fortran
- 29 derived types as choice buffer, see also Section 17.1.15 on page 631.
- 30 Only in `S1`: The implicit interfaces for routines with choice buffer arguments
- 31 imply that the `ierror` argument cannot be defined as `OPTIONAL`. For this reason,
- 32 it is recommended not to provide the `mpi_f08` module if such an extension is not
- 33 available.
- 34 – The `ASYNCHRONOUS` attribute can **not** be used in applications to protect buffers
- 35 in nonblocking MPI calls (`S1–S3`).
- 36 – The `TYPE(C_PTR)` binding of the `MPI_ALLOC_MEM` and `MPI_WIN_ALLOCATE`
- 37 routines is not available.
- 38 – In `S1` and `S2`, the definition of the handle types (e.g., `TYPE(MPI_Comm)` and
- 39 the status type `TYPE(MPI_Status)` must be modified: The `SEQUENCE` attribute
- 40 must be used instead of `BIND(C)` (which is not available in Fortran 90/95). This
- 41
- 42
- 43
- 44
- 45
- 46
- 47
- 48

restriction implies that the application must be fully recompiled if one switches to an MPI library for Fortran 2003 and later because the internal memory size of the handles may have changed. For this reason, an implementor may choose not to provide the `mpi_f08` module for Fortran 90 compilers. In this case, the `mpi_f08` handle types and all routines, constants and types related to `TYPE(MPI_Status)` (see Section 17.2.5 on page 650) are also not available in the `mpi` module and `mpif.h`.

- *For Fortran 95:*

The quality of the MPI interface and the restrictions are the same as with Fortran 90.

- *For Fortran 2003:*

The major features that are needed from Fortran 2003 are:

- Interoperability with C, i.e.,
 - * `BIND(C, NAME='...')` interfaces.
 - * `BIND(C)` derived types.
 - * The `ISO_C_BINDING` intrinsic type `C_PTR` and routine `C_F_POINTER`.
- The ability to define an `ABSTRACT INTERFACE` and to use it for `PROCEDURE` dummy arguments.
- The `ASYNCHRONOUS` attribute is available to protect Fortran asynchronous I/O. This feature is not yet used by MPI, but it is the basis for the enhancement for MPI communication in the TS 29113.

With these features (but still without the features of TS 29113), MPI-1.1 – MPI-2.2 can be implemented without restrictions, but with one enhancement:

- The user application can use `TYPE(C_PTR)` together with `MPI_ALLOC_MEM` as long as `MPI_ALLOC_MEM` is defined with an implicit interface because a `C_PTR` and an `INTEGER(KIND=MPI_ADDRESS_KIND)` argument must both map to a `void *` argument.

MPI-3.0 can be implemented with the following restrictions:

- `MPI_SUBARRAYS_SUPPORTED` equals `.FALSE.`
- For `S1`, only a preliminary implementation is possible. The following changes are necessary:
 - * The routines are not `BIND(C)`.
 - * `TYPE(*)`, `DIMENSION(..)` is substituted by non-standardized extensions like `!$PRAGMA IGNORE_TKR`.
- The linker names are specified in Section 17.1.5 on page 607.
- With `S1`, the `ASYNCHRONOUS` is required as specified in the second Fortran interfaces. With `S2` and `S3` the implementation can also add this attribute if explicit interfaces are used.
- The `ASYNCHRONOUS` Fortran attribute can be used in applications to *try to* protect buffers in nonblocking MPI calls, but the protection can work only if the compiler is able to protect asynchronous Fortran I/O and makes no difference between such asynchronous Fortran I/O and MPI communication.

- 1 – The `TYPE(C_PTR)` binding of the `MPI_ALLOC_MEM`, `MPI_WIN_ALLOCATE`,
- 2 `MPI_WIN_ALLOCATE_SHARED`, and `MPI_WIN_SHARED_QUERY` routines can
- 3 be used only for Fortran types that are C compatible.
- 4 – The same restriction as for Fortran 90 applies if non-standardized extensions like
- 5 `!$PRAGMA IGNORE_TKR` are not available.

- 7 • *For Fortran 2008 + TS 29113 and later and*
- 8 *For Fortran 2003 + TS 29113:*

9 The major feature that are needed from TS 29113 are:

- 10 – `TYPE(*)`, `DIMENSION(..)` is available.
- 11 – The `ASYNCHRONOUS` attribute is extended to protect also nonblocking MPI com-
- 12 munication.
- 13 – `OPTIONAL` dummy arguments are allowed in combination with `BIND(C)` interfaces.
- 14 – `CHARACTER(LEN=*)` dummy arguments are allowed in combination with `BIND(C)`
- 15 interfaces.
- 16 – The array dummy argument of the `ISO_C_BINDING` intrinsic `C_F_POINTER` is not
- 17 restricted to Fortran types for which a corresponding type in C exists.

18 Using these features, MPI-3.0 can be implemented without any restrictions.

- 19 – With S1, `MPI_SUBARRAYS_SUPPORTED` equals `.TRUE.`. The `ASYNCHRONOUS` at-
- 20 tribute can be used to protect buffers in nonblocking MPI calls. The `TYPE(C_PTR)`
- 21 binding of the `MPI_ALLOC_MEM`, `MPI_WIN_ALLOCATE`,
- 22 `MPI_WIN_ALLOCATE_SHARED`, and `MPI_WIN_SHARED_QUERY` routines can
- 23 be used for any Fortran type.
- 24 – With S2 and S3, the value of `MPI_SUBARRAYS_SUPPORTED` is implementation
- 25 dependent. A high quality implementation will also provide
- 26 `MPI_SUBARRAYS_SUPPORTED==.TRUE.` and will use the
- 27 `ASYNCHRONOUS` attribute in the same way as in S1.
- 28 – If non-standardized extensions like `!$PRAGMA IGNORE_TKR` are not available then
- 29 S2 must be implemented with `TYPE(*)`, `DIMENSION(..)`.

30 *Advice to implementors.* If `MPI_SUBARRAYS_SUPPORTED==.FALSE.`, the choice

31 argument may be implemented with an explicit interface using compiler directives,

32 for example:

```
33           INTERFACE
34           SUBROUTINE MPI...(buf, ...)
35           !DEC$ ATTRIBUTES NO_ARG_CHECK :: buf
36           !$PRAGMA IGNORE_TKR buf
37           !DIR$ IGNORE_TKR buf
38           !IBM* IGNORE_TKR buf
39           REAL, DIMENSION(*) :: buf
40           ... ! declarations of the other arguments
41           END SUBROUTINE
42           END INTERFACE
```

43 (*End of advice to implementors.*)

17.1.7 Requirements on Fortran Compilers

MPI-3.0 (and later) compliant Fortran bindings are not only a property of the MPI library itself, but rather a property of an MPI library together with the Fortran compiler suite for which it is compiled.

Advice to users. Users must take appropriate steps to ensure that proper options are specified to compilers. MPI libraries must document these options. Some MPI libraries are shipped together with special compilation scripts (e.g., `mpif90`, `mpicc`) that set these options automatically. (*End of advice to users.*)

An MPI library together with the Fortran compiler suite is only compliant with MPI-3.0 (and later), as referred by `MPI_GET_VERSION`, if all the solutions described in Sections 17.1.11 through 17.1.19 work correctly. Based on this rule, major requirements for all three Fortran support methods (i.e., the `mpi_f08` and `mpi` modules, and `mpif.h`) are:

- The language features assumed-type and assumed-rank from Fortran 2008 TS 29113 [41] are available. This is required only for `mpi_f08`. As long as this requirement is not supported by the compiler, it is valid to build an MPI library that implements the `mpi_f08` module with `MPI_SUBARRAYS_SUPPORTED` set to `.FALSE..`
- “Simply contiguous” arrays and scalars must be passed to choice buffer dummy arguments of nonblocking routines with call by reference. This is needed only if one of the support methods does not use the `ASYNCHRONOUS` attribute. See Section 17.1.12 on page 628 for more details.
- `SEQUENCE` and `BIND(C)` derived types are valid as actual arguments passed to choice buffer dummy arguments, and, in the case of `MPI_SUBARRAYS_SUPPORTED==.FALSE.`, they are passed with call by reference, and passed by descriptor in the case of `.TRUE..`
- All actual arguments that are allowed for a dummy argument in an implicitly defined and separately compiled Fortran routine with the given compiler (e.g., `CHARACTER(LEN=*)` strings and array of strings) must also be valid for choice buffer dummy arguments with all Fortran support methods.
- The array dummy argument of the `ISO_C_BINDING` intrinsic module procedure `C_F_POINTER` is not restricted to Fortran types for which a corresponding type in C exists.
- The Fortran compiler shall not provide `TYPE(*)` unless the `ASYNCHRONOUS` attribute protects MPI communication as described in TS 29113. Specifically, the TS 29113 must be implemented as a whole.

The following rules are required at least as long as the compiler does not provide the extension of the `ASYNCHRONOUS` attribute as part of TS 29113 and there still exists a Fortran support method with `MPI_ASYNC_PROTECTS_NONBLOCKING==.FALSE..` Observation of these rules by the MPI application developer is especially recommended for backward compatibility of existing applications that use the `mpi` module or the `mpif.h` include file. The rules are as follows:

- 1 • Separately compiled empty Fortran routines with implicit interfaces and separately
2 compiled empty C routines with BIND(C) Fortran interfaces (e.g., MPI_F_SYNC_REG
3 on page 638 and Section 17.1.8 on page 616, and DD on page 639) solve the problems
4 described in Section 17.1.17 on page 634.
- 5
- 6 • The problems with temporary data movement (described in detail in Section 17.1.18
7 on page 640) are solved as long as the application uses different sets of variables
8 for the nonblocking communication (or nonblocking or split collective I/O) and the
9 computation when overlapping communication and computation.
- 10
- 11 • Problems caused by automatic and permanent data movement (e.g., within a garbage
12 collection, see Section 17.1.19 on page 642) are resolved **without** any further require-
13 ments on the application program, neither on the usage of the buffers, nor on the
14 declaration of application routines that are involved in invoking MPI procedures.

15 All of these rules are valid independently of whether the MPI routine interfaces in the
16 `mpi_f08` and `mpi` modules are internally defined with an `INTERFACE` or `CONTAINS` construct,
17 and with or without `BIND(C)`, and also if `mpif.h` uses explicit interfaces.

18 *Advice to implementors.* Some of these rules are already part of the Fortran 2003
19 standard if the MPI interfaces are defined without `BIND(C)`. Additional compiler sup-
20 port may be necessary if `BIND(C)` is used. Some of these additional requirements are
21 defined in the Fortran TS 29113 [41]. Some of these requirements for MPI-3.0 are
22 beyond the scope of TS 29113. (*End of advice to implementors.*)

23 Further requirements apply if the MPI library internally uses `BIND(C)` routine interfaces
24 (i.e., for a full implementation of `mpi_f08`):

- 25
- 26 • Non-buffer arguments are `INTEGER`, `INTEGER(KIND=...)`, `CHARACTER(LEN=*)`,
27 `LOGICAL`, and `BIND(C)` derived types (handles and status in `mpi_f08`), variables and
28 arrays; function results are `DOUBLE PRECISION`. All these types must be valid as
29 dummy arguments in the `BIND(C)` MPI routine interfaces. When compiling an MPI
30 application, the compiler should not issue warnings indicating that these types may
31 not be interoperable with an existing type in C. Some of these types are already valid
32 in `BIND(C)` interfaces since Fortran 2003, some may be valid based on TS 29113 (e.g.,
33 `CHARACTER*(*)`).
- 34 • `OPTIONAL` dummy arguments are also valid within `BIND(C)` interfaces. This require-
35 ment is fulfilled if TS 29113 is fully supported by the compiler.
- 36

37 17.1.8 Additional Support for Fortran Register-Memory-Synchronization

38 As described in Section 17.1.17 on page 634, a dummy call may be necessary to tell the
39 compiler that registers are to be flushed for a given buffer or that accesses to a buffer may
40 not be moved across a given point in the execution sequence. Only a Fortran binding exists
41 for this call.
42

43

44 `MPI_F_SYNC_REG(buf)`

45 `INOUT` `buf` initial address of buffer (choice)

46

47

48 `MPI_F_sync_reg(buf) BIND(C)`

```

TYPE(*), DIMENSION(..), ASYNCHRONOUS :: buf
MPI_F_SYNC_REG(buf)
<type> buf(*)

```

This routine has no executable statements. It must be compiled in the MPI library in such a manner that a Fortran compiler cannot detect in the module that the routine has an empty body. It is used only to force the compiler to flush a cached register value of a variable or buffer back to memory (when necessary), or to invalidate the register value.

Rationale. This function is not available in other languages because it would not be useful. This routine has no `ierror` return argument because there is no operation that can fail. (*End of rationale.*)

Advice to implementors. This routine can be bound to a C routine to minimize the risk that the Fortran compiler can learn that this routine is empty (and that the call to this routine can be removed as part of an optimization). However, it is explicitly allowed to implement this routine within the `mpi_f08` module according to the definition for the `mpi` module or `mpif.h` to circumvent the overhead of building the internal dope vector to handle the assumed-type, assumed-rank argument. (*End of advice to implementors.*)

Rationale. This routine is not defined with `TYPE(*)`, `DIMENSION(*)`, i.e., assumed size instead of assumed rank, because this would restrict the usability to “simply contiguous” arrays and would require overloading with another interface for scalar arguments. (*End of rationale.*)

Advice to users. If only a part of an array (e.g., defined by a subscript triplet) is used in a nonblocking routine, it is recommended to pass the whole array to `MPI_F_SYNC_REG` anyway to minimize the overhead of this no-operation call. Note that this routine need not be called if `MPI_ASYNC_PROTECTS_NONBLOCKING` is `.TRUE.` and the application fully uses the facilities of `ASYNCHRONOUS` arrays. (*End of advice to users.*)

17.1.9 Additional Support for Fortran Numeric Intrinsic Types

MPI provides a small number of named datatypes that correspond to named intrinsic types supported by C and Fortran. These include `MPI_INTEGER`, `MPI_REAL`, `MPI_INT`, `MPI_DOUBLE`, etc., as well as the optional types `MPI_REAL4`, `MPI_REAL8`, etc. There is a one-to-one correspondence between language declarations and MPI types.

Fortran (starting with Fortran 90) provides so-called `KIND`-parameterized types. These types are declared using an intrinsic type (one of `INTEGER`, `REAL`, `COMPLEX`, `LOGICAL`, and `CHARACTER`) with an optional integer `KIND` parameter that selects from among one or more variants. The specific meaning of different `KIND` values themselves are implementation dependent and not specified by the language. Fortran provides the `KIND` selection functions `selected_real_kind` for `REAL` and `COMPLEX` types, and `selected_int_kind` for `INTEGER` types that allow users to declare variables with a minimum precision or number of digits. These functions provide a portable way to declare `KIND`-parameterized `REAL`, `COMPLEX`, and `INTEGER` variables in Fortran. This scheme is backward compatible with Fortran 77. `REAL` and `INTEGER` Fortran variables have a default `KIND` if none is specified. Fortran `DOUBLE`

PRECISION variables are of intrinsic type REAL with a non-default KIND. The following two declarations are equivalent:

```
double precision x
real(KIND(0.0d0)) x
```

MPI provides two orthogonal methods for handling communication buffers of numeric intrinsic types. The first method (see the following section) can be used when variables have been declared in a portable way — using default KIND or using KIND parameters obtained with the `selected_int_kind` or `selected_real_kind` functions. With this method, MPI automatically selects the correct data size (e.g., 4 or 8 bytes) and provides representation conversion in heterogeneous environments. The second method (see “Support for size-specific MPI Datatypes” on page 622) gives the user complete control over communication by exposing machine representations.

Parameterized Datatypes with Specified Precision and Exponent Range

MPI provides named datatypes corresponding to standard Fortran 77 numeric types: MPI_INTEGER, MPI_COMPLEX, MPI_REAL, MPI_DOUBLE_PRECISION and MPI_DOUBLE_COMPLEX. MPI automatically selects the correct data size and provides representation conversion in heterogeneous environments. The mechanism described in this section extends this model to support portable parameterized numeric types.

The model for supporting portable parameterized types is as follows. Real variables are declared (perhaps indirectly) using `selected_real_kind(p, r)` to determine the KIND parameter, where `p` is decimal digits of precision and `r` is an exponent range. Implicitly MPI maintains a two-dimensional array of predefined MPI datatypes `D(p, r)`. `D(p, r)` is defined for each value of `(p, r)` supported by the compiler, including pairs for which one value is unspecified. Attempting to access an element of the array with an index `(p, r)` not supported by the compiler is erroneous. MPI implicitly maintains a similar array of COMPLEX datatypes. For integers, there is a similar implicit array related to `selected_int_kind` and indexed by the requested number of digits `r`. Note that the predefined datatypes contained in these implicit arrays are not the same as the named MPI datatypes MPI_REAL, etc., but a new set.

Advice to implementors. The above description is for explanatory purposes only. It is not expected that implementations will have such internal arrays. (*End of advice to implementors.*)

Advice to users. `selected_real_kind()` maps a large number of `(p,r)` pairs to a much smaller number of KIND parameters supported by the compiler. KIND parameters are not specified by the language and are not portable. From the language point of view intrinsic types of the same base type and KIND parameter are of the same type. In order to allow interoperability in a heterogeneous environment, MPI is more stringent. The corresponding MPI datatypes match if and only if they have the same `(p,r)` value (REAL and COMPLEX) or `r` value (INTEGER). Thus MPI has many more datatypes than there are fundamental language types. (*End of advice to users.*)


```

MPI_TYPE_CREATE_F90_REAL(p, r, newtype) 1
    IN      p                precision, in decimal digits (integer) 2
    IN      r                decimal exponent range (integer) 3
    OUT     newtype          the requested MPI datatype (handle) 4
                                         5
                                         6
int MPI_Type_create_f90_real(int p, int r, MPI_Datatype *newtype) 7
MPI_Type_create_f90_real(p, r, newtype, ierror) BIND(C) 8
    INTEGER, INTENT(IN) :: p, r 9
    TYPE(MPI_Datatype), INTENT(OUT) :: newtype 10
    INTEGER, OPTIONAL, INTENT(OUT) :: ierror 11
MPI_TYPE_CREATE_F90_REAL(P, R, NEWTYPE, IERROR) 12
    INTEGER P, R, NEWTYPE, IERROR 13
                                         14
                                         15

```

This function returns a predefined MPI datatype that matches a `REAL` variable of `KIND selected_real_kind(p, r)`. In the model described above it returns a handle for the element `D(p, r)`. Either `p` or `r` may be omitted from calls to `selected_real_kind(p, r)` (but not both). Analogously, either `p` or `r` may be set to `MPI_UNDEFINED`. In communication, an MPI datatype `A` returned by `MPI_TYPE_CREATE_F90_REAL` matches a datatype `B` if and only if `B` was returned by `MPI_TYPE_CREATE_F90_REAL` called with the same values for `p` and `r` or `B` is a duplicate of such a datatype. Restrictions on using the returned datatype with the “external32” data representation are given on page 621.

It is erroneous to supply values for `p` and `r` not supported by the compiler.

```

MPI_TYPE_CREATE_F90_COMPLEX(p, r, newtype) 26
    IN      p                precision, in decimal digits (integer) 27
    IN      r                decimal exponent range (integer) 28
    OUT     newtype          the requested MPI datatype (handle) 29
                                         30
                                         31
int MPI_Type_create_f90_complex(int p, int r, MPI_Datatype *newtype) 32
MPI_Type_create_f90_complex(p, r, newtype, ierror) BIND(C) 33
    INTEGER, INTENT(IN) :: p, r 34
    TYPE(MPI_Datatype), INTENT(OUT) :: newtype 35
    INTEGER, OPTIONAL, INTENT(OUT) :: ierror 36
MPI_TYPE_CREATE_F90_COMPLEX(P, R, NEWTYPE, IERROR) 37
    INTEGER P, R, NEWTYPE, IERROR 38
                                         39
                                         40

```

This function returns a predefined MPI datatype that matches a `COMPLEX` variable of `KIND selected_real_kind(p, r)`. Either `p` or `r` may be omitted from calls to `selected_real_kind(p, r)` (but not both). Analogously, either `p` or `r` may be set to `MPI_UNDEFINED`. Matching rules for datatypes created by this function are analogous to the matching rules for datatypes created by `MPI_TYPE_CREATE_F90_REAL`. Restrictions on using the returned datatype with the “external32” data representation are given on page 621.

It is erroneous to supply values for `p` and `r` not supported by the compiler.

```

1
2
3
4 MPI_TYPE_CREATE_F90_INTEGER(r, newtype)
5     IN      r                decimal exponent range, i.e., number of decimal digits
6                               (integer)
7
8     OUT     newtype          the requested MPI datatype (handle)
9

```

```

10 int MPI_Type_create_f90_integer(int r, MPI_Datatype *newtype)

```

```

11 MPI_Type_create_f90_integer(r, newtype, ierror) BIND(C)

```

```

12     INTEGER, INTENT(IN) :: r
13     TYPE(MPI_Datatype), INTENT(OUT) :: newtype
14     INTEGER, OPTIONAL, INTENT(OUT) :: ierror
15

```

```

16 MPI_TYPE_CREATE_F90_INTEGER(R, NEWTYPE, IERROR)

```

```

17     INTEGER R, NEWTYPE, IERROR
18

```

This function returns a predefined MPI datatype that matches a `INTEGER` variable of `KIND selected_int_kind(r)`. Matching rules for datatypes created by this function are analogous to the matching rules for datatypes created by `MPI_TYPE_CREATE_F90_REAL`. Restrictions on using the returned datatype with the “external32” data representation are given on page 621.

It is erroneous to supply a value for `r` that is not supported by the compiler.

Example:

```

25
26 integer      longtype, quadtype
27 integer, parameter :: long = selected_int_kind(15)
28 integer(long) ii(10)
29 real(selected_real_kind(30)) x(10)
30 call MPI_TYPE_CREATE_F90_INTEGER(15, longtype, ierror)
31 call MPI_TYPE_CREATE_F90_REAL(30, MPI_UNDEFINED, quadtype, ierror)
32 ...
33
34 call MPI_SEND(ii, 10, longtype, ...)
35 call MPI_SEND(x, 10, quadtype, ...)
36

```

Advice to users. The datatypes returned by the above functions are predefined datatypes. They cannot be freed; they do not need to be committed; they can be used with predefined reduction operations. There are two situations in which they behave differently syntactically, but not semantically, from the MPI named predefined datatypes.

1. `MPI_TYPE_GET_ENVELOPE` returns special combinators that allow a program to retrieve the values of `p` and `r`.
2. Because the datatypes are not named, they cannot be used as compile-time initializers or otherwise accessed before a call to one of the `MPI_TYPE_CREATE_F90_XXX` routines.

If a variable was declared specifying a non-default KIND value that was not obtained with `selected_real_kind()` or `selected_int_kind()`, the only way to obtain a matching MPI datatype is to use the size-based mechanism described in the next section.

(End of advice to users.)

Advice to implementors. An application may often repeat a call to `MPI_TYPE_CREATE_F90_XXX` with the same combination of `(XXX,p,r)`. The application is not allowed to free the returned predefined, unnamed datatype handles. To prevent the creation of a potentially huge amount of handles, a high quality MPI implementation should return the same datatype handle for the same `(REAL/COMPLEX/INTEGER,p,r)` combination. Checking for the combination `(p,r)` in the preceding call to `MPI_TYPE_CREATE_F90_XXX` and using a hash table to find formerly generated handles should limit the overhead of finding a previously generated datatype with same combination of `(XXX,p,r)`. *(End of advice to implementors.)*

Rationale. The `MPI_TYPE_CREATE_F90_REAL/COMPLEX/INTEGER` interface needs as input the original range and precision values to be able to define useful and compiler-independent external (Section 13.7.2 on page 534) or user-defined (Section 13.7.3 on page 535) data representations, and in order to be able to perform automatic and efficient data conversions in a heterogeneous environment. *(End of rationale.)*

We now specify how the datatypes described in this section behave when used with the “external32” external data representation described in Section 13.7.2 on page 534.

The external32 representation specifies data formats for integer and floating point values. Integer values are represented in two’s complement big-endian format. Floating point values are represented by one of three IEEE formats. These are the IEEE “Single,” “Double,” and “Double Extended” formats, requiring 4, 8, and 16 bytes of storage, respectively. For the IEEE “Double Extended” formats, MPI specifies a Format Width of 16 bytes, with 15 exponent bits, bias = +10383, 112 fraction bits, and an encoding analogous to the “Double” format.

The external32 representations of the datatypes returned by `MPI_TYPE_CREATE_F90_REAL/COMPLEX/INTEGER` are given by the following rules.

For `MPI_TYPE_CREATE_F90_REAL`:

```

if      (p > 33) or (r > 4931) then  external32 representation
                                     is undefined
else if (p > 15) or (r > 307) then  external32_size = 16
else if (p > 6)  or (r > 37) then  external32_size = 8
else                                     external32_size = 4

```

For `MPI_TYPE_CREATE_F90_COMPLEX`: twice the size as for `MPI_TYPE_CREATE_F90_REAL`.

For `MPI_TYPE_CREATE_F90_INTEGER`:

```

if      (r > 38) then  external32 representation is undefined
else if (r > 18) then  external32_size = 16
else if (r > 9)  then  external32_size = 8

```

```

1     else if (r > 4) then external32_size = 4
2     else if (r > 2) then external32_size = 2
3     else
4         external32_size = 1

```

If the external32 representation of a datatype is undefined, the result of using the datatype directly or indirectly (i.e., as part of another datatype or through a duplicated datatype) in operations that require the external32 representation is undefined. These operations include MPI_PACK_EXTERNAL, MPI_UNPACK_EXTERNAL, and many MPI_FILE functions, when the “external32” data representation is used. The ranges for which the external32 representation is undefined are reserved for future standardization.

Support for Size-specific MPI Datatypes

MPI provides named datatypes corresponding to optional Fortran 77 numeric types that contain explicit byte lengths — MPI_REAL4, MPI_INTEGER8, etc. This section describes a mechanism that generalizes this model to support all Fortran numeric intrinsic types.

We assume that for each **typeclass** (integer, real, complex) and each word size there is a unique machine representation. For every pair (**typeclass**, **n**) supported by a compiler, MPI must provide a named size-specific datatype. The name of this datatype is of the form MPI_<TYPE>n in C and Fortran where <TYPE> is one of REAL, INTEGER and COMPLEX, and **n** is the length in bytes of the machine representation. This datatype locally matches all variables of type (**typeclass**, **n**). The list of names for such types includes:

```

23 MPI_REAL4
24 MPI_REAL8
25 MPI_REAL16
26 MPI_COMPLEX8
27 MPI_COMPLEX16
28 MPI_COMPLEX32
29 MPI_INTEGER1
30 MPI_INTEGER2
31 MPI_INTEGER4
32 MPI_INTEGER8
33 MPI_INTEGER16

```

One datatype is required for each representation supported by the compiler. To be backward compatible with the interpretation of these types in MPI-1, we assume that the nonstandard declarations REAL*n, INTEGER*n, always create a variable whose representation is of size **n**. These datatypes may also be used for variables declared with KIND=INT8/16/32/64 or KIND=REAL32/64/128, which are defined in the ISO_FORTRAN_ENV intrinsic module. Note that the MPI datatypes and the REAL*n, INTEGER*n declarations count bytes whereas the Fortran KIND values count bits. All these datatypes are predefined.

The following functions allow a user to obtain a size-specific MPI datatype for any intrinsic Fortran type.

```

44
45
46
47
48

```

```

MPI_SIZEOF(x, size) 1
    IN      x          a Fortran variable of numeric intrinsic type (choice) 2
    OUT     size       size of machine representation of that type (integer) 3

```

```

MPI_Sizeof(x, size, ierror) BIND(C) 4
    TYPE(*), DIMENSION(..) :: x 5
    INTEGER, INTENT(OUT) :: size 6
    INTEGER, OPTIONAL, INTENT(OUT) :: ierror 7

```

```

MPI_SIZEOF(X, SIZE, IERROR) 8
    <type> X 9
    INTEGER SIZE, IERROR 10

```

This function returns the size in bytes of the machine representation of the given variable. It is a generic Fortran routine and has a Fortran binding only.

Advice to users. This function is similar to the C *sizeof* operator but behaves slightly differently. If given an array argument, it returns the size of the base element, not the size of the whole array. (*End of advice to users.*)

Rationale. This function is not available in other languages because it would not be useful. (*End of rationale.*)

```

MPI_TYPE_MATCH_SIZE(typeclass, size, datatype) 11
    IN      typeclass  generic type specifier (integer) 12
    IN      size       size, in bytes, of representation (integer) 13
    OUT     datatype   datatype with correct type, size (handle) 14

```

```

int MPI_Type_match_size(int typeclass, int size, MPI_Datatype *datatype) 15

```

```

MPI_Type_match_size(typeclass, size, datatype, ierror) BIND(C) 16
    INTEGER, INTENT(IN) :: typeclass, size 17
    TYPE(MPI_Datatype), INTENT(OUT) :: datatype 18
    INTEGER, OPTIONAL, INTENT(OUT) :: ierror 19

```

```

MPI_TYPE_MATCH_SIZE(TYPECLASS, SIZE, DATATYPE, IERROR) 20
    INTEGER TYPECLASS, SIZE, DATATYPE, IERROR 21

```

`typeclass` is one of `MPI_TYPECLASS_REAL`, `MPI_TYPECLASS_INTEGER` and `MPI_TYPECLASS_COMPLEX`, corresponding to the desired **typeclass**. The function returns an MPI datatype matching a local variable of type (**typeclass**, **size**).

This function returns a reference (handle) to one of the predefined named datatypes, not a duplicate. This type cannot be freed. `MPI_TYPE_MATCH_SIZE` can be used to obtain a size-specific type that matches a Fortran numeric intrinsic type by first calling `MPI_SIZEOF` in order to compute the variable size, and then calling `MPI_TYPE_MATCH_SIZE` to find a suitable datatype. In C, one can use the C function `sizeof()`, instead of `MPI_SIZEOF`. In addition, for variables of default kind the variable's size can be computed by a call to

1 MPI_TYPE_GET_EXTENT, if the typeclass is known. It is erroneous to specify a size not
 2 supported by the compiler.

3
 4 *Rationale.* This is a convenience function. Without it, it can be tedious to find the
 5 correct named type. See note to implementors below. (*End of rationale.*)

6
 7 *Advice to implementors.* This function could be implemented as a series of tests.

```
8
9 int MPI_Type_match_size(int typeclass, int size, MPI_Datatype *rtype)
10 {
11     switch(typeclass) {
12         case MPI_TYPECLASS_REAL: switch(size) {
13             case 4: *rtype = MPI_REAL4; return MPI_SUCCESS;
14             case 8: *rtype = MPI_REAL8; return MPI_SUCCESS;
15             default: error(...);
16         }
17         case MPI_TYPECLASS_INTEGER: switch(size) {
18             case 4: *rtype = MPI_INTEGER4; return MPI_SUCCESS;
19             case 8: *rtype = MPI_INTEGER8; return MPI_SUCCESS;
20             default: error(...);
21         }
22         ... etc. ...
23     }
24
25     return MPI_SUCCESS;
26 }
27
```

28 (*End of advice to implementors.*)

29 Communication With Size-specific Types

30
 31 The usual type matching rules apply to size-specific datatypes: a value sent with datatype
 32 MPI_<TYPE>n can be received with this same datatype on another process. Most modern
 33 computers use 2's complement for integers and IEEE format for floating point. Thus, com-
 34 munication using these size-specific datatypes will not entail loss of precision or truncation
 35 errors.

36
 37 *Advice to users.* Care is required when communicating in a heterogeneous environ-
 38 ment. Consider the following code:

```
39
40 real(selected_real_kind(5)) x(100)
41 call MPI_SIZEOF(x, size, ierror)
42 call MPI_TYPE_MATCH_SIZE(MPI_TYPECLASS_REAL, size, xtype, ierror)
43 if (myrank .eq. 0) then
44     ... initialize x ...
45     call MPI_SEND(x, xtype, 100, 1, ...)
46 else if (myrank .eq. 1) then
47     call MPI_RECV(x, xtype, 100, 0, ...)
48 endif
```

This may not work in a heterogeneous environment if the value of `size` is not the same on process 1 and process 0. There should be no problem in a homogeneous environment. To communicate in a heterogeneous environment, there are at least four options. The first is to declare variables of default type and use the MPI datatypes for these types, e.g., declare a variable of type `REAL` and use `MPI_REAL`. The second is to use `selected_real_kind` or `selected_int_kind` and with the functions of the previous section. The third is to declare a variable that is known to be the same size on all architectures (e.g., `selected_real_kind(12)` on almost all compilers will result in an 8-byte representation). The fourth is to carefully check representation size before communication. This may require explicit conversion to a variable of size that can be communicated and handshaking between sender and receiver to agree on a size.

Note finally that using the “external32” representation for I/O requires explicit attention to the representation sizes. Consider the following code:

```

real(selected_real_kind(5)) x(100)
call MPI_SIZEOF(x, size, ierror)
call MPI_TYPE_MATCH_SIZE(MPI_TYPECLASS_REAL, size, xtype, ierror)

if (myrank .eq. 0) then
  call MPI_FILE_OPEN(MPI_COMM_SELF, 'foo',
                    MPI_MODE_CREATE+MPI_MODE_WRONLY,
                    MPI_INFO_NULL, fh, ierror)
  call MPI_FILE_SET_VIEW(fh, zero, xtype, xtype, 'external32',
                        MPI_INFO_NULL, ierror)
  call MPI_FILE_WRITE(fh, x, 100, xtype, status, ierror)
  call MPI_FILE_CLOSE(fh, ierror)
endif

call MPI_BARRIER(MPI_COMM_WORLD, ierror)

if (myrank .eq. 1) then
  call MPI_FILE_OPEN(MPI_COMM_SELF, 'foo', MPI_MODE_RDONLY,
                    MPI_INFO_NULL, fh, ierror)
  call MPI_FILE_SET_VIEW(fh, zero, xtype, xtype, 'external32',
                        MPI_INFO_NULL, ierror)
  call MPI_FILE_WRITE(fh, x, 100, xtype, status, ierror)
  call MPI_FILE_CLOSE(fh, ierror)
endif

```

If processes 0 and 1 are on different machines, this code may not work as expected if the size is different on the two machines. (*End of advice to users.*)

17.1.10 Problems With Fortran Bindings for MPI

This section discusses a number of problems that may arise when using MPI in a Fortran program. It is intended as advice to users, and clarifies how MPI interacts with Fortran. It

1 is intended to clarify, not add to, this standard.

2 As noted in the original MPI specification, the interface violates the Fortran standard
3 in several ways. While these may cause few problems for Fortran 77 programs, they become
4 more significant for Fortran 90 programs, so that users must exercise care when using new
5 Fortran 90 features. With Fortran 2008 and the new semantics defined in TS 29113, most
6 violations are resolved, and this is hinted at in an addendum to each item. The violations
7 were originally adopted and have been retained because they are important for the usability
8 of MPI. The rest of this section describes the potential problems in detail.

9 The following MPI features are inconsistent with Fortran 90 and Fortran 77.

- 10
11 1. An MPI subroutine with a choice argument may be called with different argument
12 types. When using the `mpi_f08` module together with a compiler that supports For-
13 tran 2008 + TS 29113, this problem is resolved.
- 14
15 2. An MPI subroutine with an assumed-size dummy argument may be passed an actual
16 scalar argument. This is only solved for choice buffers through the use of
17 `DIMENSION(...)`.
- 18
19 3. Nonblocking and split-collective MPI routines assume that actual arguments are passed
20 by address or descriptor and that arguments and the associated data are not copied
21 on entrance to or exit from the subroutine. This problem is solved with the use of the
22 `ASYNCHRONOUS` attribute.
- 23
24 4. An MPI implementation may read or modify user data (e.g., communication buffers
25 used by nonblocking communications) concurrently with a user program that is ex-
26 ecuting outside of MPI calls. This problem is resolved by relying on the extended
27 semantics of the `ASYNCHRONOUS` attribute as specified in TS 29113.
- 28
29 5. Several named “constants,” such as `MPI_BOTTOM`, `MPI_IN_PLACE`,
30 `MPI_STATUS_IGNORE`, `MPI_STATUSES_IGNORE`, `MPI_ERRCODES_IGNORE`,
31 `MPI_UNWEIGHTED`, `MPI_WEIGHTS_EMPTY`, `MPI_ARGV_NULL`, and `MPI_ARGVS_NULL`
32 are not ordinary Fortran constants and require a special implementation. See Sec-
33 tion 2.5.4 on page 15 for more information.
- 34
35 6. The memory allocation routine `MPI_ALLOC_MEM` cannot be used from
36 Fortran 77/90/95 without a language extension (for example, Cray pointers) that
37 allows the allocated memory to be associated with a Fortran variable. Therefore,
38 address sized integers were used in MPI-2.0 – MPI-2.2. In Fortran 2003,
39 `TYPE(C_PTR)` entities were added, which allow a standard-conforming implementation
40 of the semantics of `MPI_ALLOC_MEM`. In MPI-3.0 and later, `MPI_ALLOC_MEM` has
41 an additional, overloaded interface to support this language feature. The use of Cray
42 pointers is deprecated. The `mpi_f08` module only supports `TYPE(C_PTR)` pointers.

43 Additionally, MPI is inconsistent with Fortran 77 in a number of ways, as noted below.

- 44 ● MPI identifiers exceed 6 characters.
- 45 ● MPI identifiers may contain underscores after the first character.
- 46 ● MPI requires an include file, `mpif.h`. On systems that do not support include files,
47 the implementation should specify the values of named constants.
- 48

- Many routines in MPI have KIND-parameterized integers (e.g., MPI_ADDRESS_KIND and MPI_OFFSET_KIND) that hold address information. On systems that do not support Fortran 90-style parameterized types, INTEGER*8 or INTEGER should be used instead.

MPI-1 contained several routines that take address-sized information as input or return address-sized information as output. In C such arguments were of type MPI_Aint and in Fortran of type INTEGER. On machines where integers are smaller than addresses, these routines can lose information. In MPI-2 the use of these functions has been deprecated and they have been replaced by routines taking INTEGER arguments of KIND=MPI_ADDRESS_KIND. A number of new MPI-2 functions also take INTEGER arguments of non-default KIND. See Section 2.6 on page 17 and Section 4.1.1 on page 85 for more information.

Sections 17.1.11 through 17.1.19 describe several problems in detail which concern the interaction of MPI and Fortran as well as their solutions. Some of these solutions require special capabilities from the compilers. Major requirements are summarized in Section 17.1.7 on page 615.

17.1.11 Problems Due to Strong Typing

All MPI functions with choice arguments associate actual arguments of different Fortran datatypes with the same dummy argument. This is not allowed by Fortran 77, and in Fortran 90, it is technically only allowed if the function is overloaded with a different function for each type (see also Section 17.1.6 on page 611). In C, the use of void* formal arguments avoids these problems. Similar to C, with Fortran 2008 + TS 29113 (and later) together with the mpi_f08 module, the problem is avoided by declaring choice arguments with TYPE(*), DIMENSION(...), i.e., as assumed-type and assumed-rank dummy arguments.

Using INCLUDE 'mpif.h', the following code fragment is technically invalid and may generate a compile-time error.

```
integer i(5)
real    x(5)
...
call mpi_send(x, 5, MPI_REAL, ...)
call mpi_send(i, 5, MPI_INTEGER, ...)
```

In practice, it is rare for compilers to do more than issue a warning. When using either the mpi_f08 or mpi module, the problem is usually resolved through the assumed-type and assumed-rank declarations of the dummy arguments, or with a compiler-dependent mechanism that overrides type checking for choice arguments.

It is also technically invalid in Fortran to pass a scalar actual argument to an array dummy argument that is not a choice buffer argument. Thus, when using the mpi_f08 or mpi module, the following code fragment usually generates an error since the dims and periods arguments to MPI_CART_CREATE are declared as assumed size arrays INTEGER :: DIMS(*) and LOGICAL :: PERIODS(*).

```
USE mpi_f08      ! or USE mpi
INTEGER size
CALL MPI_Cart_create( comm_old,1,size,.TRUE.,.TRUE.,comm_cart,ierror )
```

1 Although this is a non-conforming MPI call, compiler warnings are not expected (but may
 2 occur) when using `INCLUDE 'mpif.h'` and this include file does not use Fortran explicit
 3 interfaces.

5 17.1.12 Problems Due to Data Copying and Sequence Association with Subscript Triplets

6 Arrays with subscript **triplets** describe Fortran subarrays with or without strides, e.g.,

```
8 REAL a(100,100,100)
9 CALL MPI_Send( a(11:17, 12:99:3, 1:100), 7*30*100, MPI_REAL, ...)
```

11 The handling of subscript triplets depends on the value of the constant
 12 `MPI_SUBARRAYS_SUPPORTED`:

- 14 • If `MPI_SUBARRAYS_SUPPORTED` equals `.TRUE.:`

15 Choice buffer arguments are declared as `TYPE(*)`, `DIMENSION(..)`. For example,
 16 consider the following code fragment:

```
18 REAL s(100), r(100)
19 CALL MPI_Isend(s(1:100:5), 3, MPI_REAL, ..., rq, ierror)
20 CALL MPI_Wait(rq, status, ierror)
21 CALL MPI_Irecv(r(1:100:5), 3, MPI_REAL, ..., rq, ierror)
22 CALL MPI_Wait(rq, status, ierror)
```

24 In this case, the individual elements `s(1)`, `s(6)`, and `s(11)` are sent between the start
 25 of `MPI_ISEND` and the end of `MPI_WAIT` even though the compiled code will not copy
 26 `s(1:100:5)` to a real contiguous temporary scratch buffer. Instead, the compiled code
 27 will pass a descriptor to `MPI_ISEND` that allows MPI to operate directly on `s(1)`, `s(6)`,
 28 `s(11)`, ..., `s(96)`. The called `MPI_ISEND` routine will take only the first three of these
 29 elements due to the type signature “3, `MPI_REAL`”.

31 All nonblocking MPI functions (e.g., `MPI_ISEND`, `MPI_PUT`,
 32 `MPI_FILE_WRITE_ALL_BEGIN`) behave as if *the user-specified elements of choice*
 33 *buffers are copied to a contiguous scratch buffer in the MPI runtime environment.*
 34 All datatype descriptions (in the example above, “3, `MPI_REAL`”) read and store
 35 data from and to this virtual contiguous scratch buffer. Displacements in MPI de-
 36 rived datatypes are relative to the beginning of this virtual contiguous scratch buffer.
 37 Upon completion of a nonblocking receive operation (e.g., when `MPI_WAIT` on a cor-
 38 responding `MPI_Request` returns), it is as if the received data has been copied from
 39 the virtual contiguous scratch buffer back to the non-contiguous application buffer.
 40 In the example above, `r(1)`, `r(6)`, and `r(11)` are guaranteed to be defined with the
 41 received data when `MPI_WAIT` returns.

42 Note that the above definition does not supercede restrictions about buffers used with
 43 non-blocking operations (e.g., those specified in Section 3.7.2).

45 *Advice to implementors.* The Fortran descriptor for `TYPE(*)`, `DIMENSION(..)`
 46 arguments contains enough information that, if desired, the MPI library can make
 47

a real contiguous copy of non-contiguous user buffers when the nonblocking operation is started, and release this buffer not before the nonblocking communication has completed (e.g., the `MPI_WAIT` routine). Efficient implementations may avoid such additional memory-to-memory data copying. (*End of advice to implementors.*)

Rationale. If `MPI_SUBARRAYS_SUPPORTED` equals `.TRUE.`, non-contiguous buffers are handled inside the MPI library instead of by the compiler through argument association conventions. Therefore, the scope of MPI library scratch buffers can be from the beginning of a nonblocking operation until the completion of the operation although beginning and completion are implemented in different routines. (*End of rationale.*)

- If `MPI_SUBARRAYS_SUPPORTED` equals `.FALSE.`:

Implicit in MPI is the idea of a contiguous chunk of memory accessible through a linear address space. MPI copies data to and from this memory. An MPI program specifies the location of data by providing memory addresses and offsets. In the C language, sequence association rules plus pointers provide all the necessary low-level structure.

In Fortran, array data is not necessarily stored contiguously. For example, the array section `A(1:N:2)` involves only the elements of `A` with indices 1, 3, 5, The same is true for a pointer array whose target is such a section. Most compilers ensure that an array that is a dummy argument is held in contiguous memory if it is declared with an explicit shape (e.g., `B(N)`) or is of assumed size (e.g., `B(*)`). If necessary, they do this by making a copy of the array into contiguous memory.¹

Because MPI dummy buffer arguments are assumed-size arrays if `MPI_SUBARRAYS_SUPPORTED` equals `.FALSE.`, this leads to a serious problem for a nonblocking call: the compiler copies the temporary array back on return but MPI continues to copy data to the memory that held it. For example, consider the following code fragment:

```
real a(100)
call MPI_Irecv(a(1:100:2), MPI_REAL, 50, ...)
```

Since the first dummy argument to `MPI_Irecv` is an assumed-size array (`<type> buf(*)`), the array section `a(1:100:2)` is copied to a temporary before being passed to `MPI_Irecv`, so that it is contiguous in memory. `MPI_Irecv` returns immediately, and data is copied from the temporary back into the array `a`. Sometime later, MPI may write to the address of the deallocated temporary. Copying is also a problem for `MPI_Isend` since the temporary array may be deallocated before the data has all been sent from it.

Most Fortran 90 compilers do not make a copy if the actual argument is the whole of an explicit-shape or assumed-size array or is a “simply contiguous” section such as `A(1:N)` of such an array. (“Simply contiguous” is defined in the next paragraph.)

Also, many compilers treat allocatable arrays the same as they treat explicit-shape

¹Technically, the Fortran standard is worded to allow non-contiguous storage of any array data, unless the dummy argument has the `CONTIGUOUS` attribute.

1 arrays in this regard (though we know of one that does not). However, the same is not
 2 true for assumed-shape and pointer arrays; since they may be discontinuous, copying
 3 is often done. It is this copying that causes problems for MPI as described in the
 4 previous paragraph.

5 According to the Fortran 2008 Standard, Section 6.5.4, a “simply contiguous” array
 6 section is

```
8     name ( [ : , ] ... [ <subscript> ] : [ <subscript> ] [ , <subscript> ] ... )
```

9
 10 That is, there are zero or more dimensions that are selected in full, then one dimension
 11 selected without a stride, then zero or more dimensions that are selected with a simple
 12 subscript. The compiler can detect from analyzing the source code that the array is
 13 contiguous. Examples are

```
14     A(1:N), A(:,N), A(:,1:N,1), A(1:6,N), A(:, :, 1:N)
```

15
 16 Because of Fortran’s column-major ordering, where the first index varies fastest, a
 17 “simply contiguous” section of a contiguous array will also be contiguous.

18 The same problem can occur with a scalar argument. A compiler may make a copy of
 19 scalar dummy arguments within a called procedure when passed as an actual argument
 20 to a choice buffer routine. That this can cause a problem is illustrated by the example

```
21  

  22  

  23     real :: a  

  24     call user1(a,rq)  

  25     call MPI_WAIT(rq,status,ierr)  

  26     write (*,*) a  

  27  

  28     subroutine user1(buf,request)  

  29     call MPI_IRecv(buf,...,request,...)  

  30     end
```

31
 32 If `a` is copied, `MPI_IRecv` will alter the copy when it completes the communication
 33 and will not alter `a` itself.

34 Note that copying will almost certainly occur for an argument that is a non-trivial
 35 expression (one with at least one operator or function call), a section that does not
 36 select a contiguous part of its parent (e.g., `A(1:n:2)`), a pointer whose target is such
 37 a section, or an assumed-shape array that is (directly or indirectly) associated with
 38 such a section.

39 If a compiler option exists that inhibits copying of arguments, in either the calling or
 40 called procedure, this must be employed.

41
 42 If a compiler makes copies in the calling procedure of arguments that are explicit-
 43 shape or assumed-size arrays, “simply contiguous” array sections of such arrays, or
 44 scalars, and if no compiler option exists to inhibit such copying, then the compiler
 45 cannot be used for applications that use `MPI_GET_ADDRESS`, or any nonblocking
 46 MPI routine. If a compiler copies scalar arguments in the called procedure and there
 47 is no compiler option to inhibit this, then this compiler cannot be used for applications
 48 that use memory references across subroutine calls as in the example above.

17.1.13 Problems Due to Data Copying and Sequence Association with Vector Subscripts

Fortran arrays with **vector** subscripts describe subarrays containing a possibly irregular set of elements

```
REAL a(100)
CALL MPI_Send( A((/7,9,23,81,82/)), 5, MPI_REAL, ...)
```

Arrays with a vector subscript must not be used as actual choice buffer arguments in any nonblocking or split collective MPI operations. They may, however, be used in blocking MPI operations.

17.1.14 Special Constants

MPI requires a number of special “constants” that cannot be implemented as normal Fortran constants, e.g., `MPI_BOTTOM`. The complete list can be found in Section 2.5.4 on page 15. In C, these are implemented as constant pointers, usually as `NULL` and are used where the function prototype calls for a pointer to a variable, not the variable itself.

In Fortran, using special values for the constants (e.g., by defining them through `parameter` statements) is not possible because an implementation cannot distinguish these values from valid data. Typically these constants are implemented as predefined static variables (e.g., a variable in an MPI-declared `COMMON` block), relying on the fact that the target compiler passes data by address. Inside the subroutine, the address of the actual choice buffer argument can be compared with the address of such a predefined static variable.

These special constants also cause an exception with the usage of Fortran `INTENT`: with `USE mpi_f08`, the attributes `INTENT(IN)`, `INTENT(OUT)`, and `INTENT(INOUT)` are used in the Fortran interface. In most cases, `INTENT(IN)` is used if the C interface uses call-by-value. For all buffer arguments and for dummy arguments that may be modified and allow one of these special constants as input, an `INTENT` is not specified.

17.1.15 Fortran Derived Types

MPI supports passing Fortran entities of `BIND(C)` and `SEQUENCE` derived types to choice dummy arguments, provided no type component has the `ALLOCATABLE` or `POINTER` attribute.

The following code fragment shows some possible ways to send scalars or arrays of interoperable derived type in Fortran. The example assumes that all data is passed by address.

```
type, BIND(C) :: mytype
  integer :: i
  real :: x
  double precision :: d
  logical :: l
end type mytype

type(mytype) :: foo, fooarr(5)
integer :: blocklen(4), type(4)
integer(KIND=MPI_ADDRESS_KIND) :: disp(4), base, lb, extent

call MPI_GET_ADDRESS(foo%i, disp(1), ierr)
```

```

1   call MPI_GET_ADDRESS(foo%x, disp(2), ierr)
2   call MPI_GET_ADDRESS(foo%d, disp(3), ierr)
3   call MPI_GET_ADDRESS(foo%l, disp(4), ierr)
4
5   base = disp(1)
6   disp(1) = disp(1) - base
7   disp(2) = disp(2) - base
8   disp(3) = disp(3) - base
9   disp(4) = disp(4) - base
10
11  blocklen(1) = 1
12  blocklen(2) = 1
13  blocklen(3) = 1
14  blocklen(4) = 1
15
16  type(1) = MPI_INTEGER
17  type(2) = MPI_REAL
18  type(3) = MPI_DOUBLE_PRECISION
19  type(4) = MPI_LOGICAL
20
21  call MPI_TYPE_CREATE_STRUCT(4, blocklen, disp, type, newtype, ierr)
22  call MPI_TYPE_COMMIT(newtype, ierr)
23
24  call MPI_SEND(foo%i, 1, newtype, dest, tag, comm, ierr)
25  ! or
26  call MPI_SEND(foo, 1, newtype, dest, tag, comm, ierr)
27  ! expects that base == address(foo%i) == address(foo)
28
29  call MPI_GET_ADDRESS(fooarr(1), disp(1), ierr)
30  call MPI_GET_ADDRESS(fooarr(2), disp(2), ierr)
31  extent = disp(2) - disp(1)
32  lb = 0
33  call MPI_TYPE_CREATE_RESIZED(newtype, lb, extent, newarrtype, ierr)
34  call MPI_TYPE_COMMIT(newarrtype, ierr)
35
36  call MPI_SEND(fooarr, 5, newarrtype, dest, tag, comm, ierr)
37

```

Using the derived type variable `foo` instead of its first basic type element `foo%i` may be impossible if the MPI library implements choice buffer arguments through overloading instead of using `TYPE(*)`, `DIMENSION(..)`, or through a non-standardized extension such as `!$PRAGMA IGNORE_TKR`; see Section 17.1.6 on page 611.

To use a derived type in an array requires a correct extent of the datatype handle to take care of the alignment rules applied by the compiler. These alignment rules may imply that there are gaps between the components of a derived type, and also between the subsequent elements of an array of a derived type. The extent of an interoperable derived type (i.e., defined with `BIND(C)`) and a `SEQUENCE` derived type with the same content may be different because C and Fortran may apply different alignment rules. As recommended in the advice to users in Section 4.1.6, one should add an additional fifth structure element

with one numerical storage unit at the end of this structure to force in most cases that the array of structures is contiguous. Even with such an additional element, one should keep this resizing due to the special alignment rules that can be used by the compiler for structures, as also mentioned in this advice.

Using the extended semantics defined in TS 29113, it is also possible to use entities or derived types without either the `BIND(C)` or the `SEQUENCE` attribute as choice buffer arguments; some additional constraints must be observed, e.g., no `ALLOCATABLE` or `POINTER` type components may exist. In this case, the `base` address in the example must be changed to become the address of `foo` instead of `foo%i`, because the Fortran compiler may rearrange type components or add padding. Sending the structure `foo` should then also be performed by providing it (and not `foo%i`) as actual argument for `MPI_Send`.

17.1.16 Optimization Problems, an Overview

MPI provides operations that may be hidden from the user code and run concurrently with it, accessing the same memory as user code. Examples include the data transfer for an `MPI_IRECV`. The optimizer of a compiler will assume that it can recognize periods when a copy of a variable can be kept in a register without reloading from or storing to memory. When the user code is working with a register copy of some variable while the hidden operation reads or writes the memory copy, problems occur. These problems are independent of the Fortran support method; i.e., they occur with the `mpi_f08` module, the `mpi` module, and the `mpif.h` include file.

This section shows four problematic usage areas (the abbreviations in parentheses are used in the table below):

- Use of nonblocking routines or persistent requests (*Nonbl.*).
- Use of one-sided routines (*1-sided*).
- Use of MPI parallel file I/O split collective operations (*Split*).
- Use of `MPI_BOTTOM` together with absolute displacements in MPI datatypes, or relative displacements between two variables in such datatypes (*Bottom*).

The following compiler optimization strategies (valid for serial code) may cause problems in MPI applications:

- Code movement and register optimization problems; see Section 17.1.17 on page 634.
- Temporary data movement and temporary memory modifications; see Section 17.1.18 on page 640.
- Permanent data movement (e.g., through garbage collection); see Section 17.1.19 on page 642.

Table 17.1 shows the only usage areas where these optimization problems may occur.

The solutions in the following sections are based on compromises:

- to minimize the burden for the application programmer, e.g., as shown in Sections “Solutions” through “The (Poorly Performing) Fortran VOLATILE Attribute” on pages 636–640,
- to minimize the drawbacks on compiler based optimization, and
- to minimize the requirements defined in Section 17.1.7 on page 615.

Optimization may cause a problem in following usage areas			
	Nonbl.	1-sided	Split	Bottom
Code movement and register optimization	yes	yes	no	yes
Temporary data movement	yes	yes	yes	no
Permanent data movement	yes	yes	yes	yes

Table 17.1: Occurrence of Fortran optimization problems in several usage areas

17.1.17 Problems with Code Movement and Register Optimization

Nonblocking Operations

If a variable is local to a Fortran subroutine (i.e., not in a module or a COMMON block), the compiler will assume that it cannot be modified by a called subroutine unless it is an actual argument of the call. In the most common linkage convention, the subroutine is expected to save and restore certain registers. Thus, the optimizer will assume that a register which held a valid copy of such a variable before the call will still hold a valid copy on return.

Example 17.1 Fortran 90 register optimization — extreme.

Source	compiled as	or compiled as
REAL :: buf, b1	REAL :: buf, b1	REAL :: buf, b1
call MPI_IRecv(buf, ..req)	call MPI_IRecv(buf, ..req)	call MPI_IRecv(buf, ..req)
	register = buf	b1 = buf
call MPI_WAIT(req, ..)	call MPI_WAIT(req, ..)	call MPI_WAIT(req, ..)
b1 = buf	b1 = register	

Example 17.1 shows extreme, but allowed, possibilities. MPI_WAIT on a concurrent thread modifies buf between the invocation of MPI_IRecv and the completion of MPI_WAIT. But the compiler cannot see any possibility that buf can be changed after MPI_IRecv has returned, and may schedule the load of buf earlier than typed in the source. The compiler has no reason to avoid using a register to hold buf across the call to MPI_WAIT. It also may reorder the instructions as illustrated in the rightmost column.

Due to valid compiler code movement optimizations in Example 17.2, the content of buf may already have been overwritten by the compiler when the content of buf is sent. The code movement is permitted because the compiler cannot detect a possible access to buf in MPI_WAIT (or in a second thread between the start of MPI_ISEND and the end of MPI_WAIT).

Such register optimization is based on moving code; here, the access to buf was moved from after MPI_WAIT to before MPI_WAIT. Note that code movement may also occur across subroutine boundaries when subroutines or functions are inlined.

This register optimization/code movement problem for nonblocking operations does not occur with MPI parallel file I/O split collective operations, because in the ..._BEGIN and ..._END calls, the same buffer has to be provided as an actual argument. The register optimization / code movement problem for MPI_BOTTOM and derived MPI datatypes may

Example 17.2 Similar example with MPI_ISEND

Source	compiled as	with a possible MPI-internal execution sequence
REAL :: buf, copy	REAL :: buf, copy	REAL :: buf, copy
buf = val	buf = val	buf = val
call MPI_ISEND(buf,..req)	call MPI_ISEND(buf,..req)	addr = &buf
copy = buf	copy= buf	copy = buf
	buf = val_overwrite	buf = val_overwrite
call MPI_WAIT(req,..)	call MPI_WAIT(req,..)	call send(*addr) ! within ! MPI_WAIT
buf = val_overwrite		

occur in each blocking and nonblocking communication call, as well as in each parallel file I/O operation.

One-sided Communication

An example with instruction reordering due to register optimization can be found in Section 11.7.4 on page 463.

MPI_BOTTOM and Combining Independent Variables in Datatypes

This section is only relevant if the MPI program uses a buffer argument to an MPI_SEND, MPI_RECV, etc., that hides the actual variables involved in the communication. MPI_BOTTOM with an MPI_Datatype containing absolute addresses is one example. Creating a datatype which uses one variable as an anchor and brings along others by using MPI_GET_ADDRESS to determine their offsets from the anchor is another. The anchor variable would be the only one referenced in the call. Also attention must be paid if MPI operations are used that run in parallel with the user's application.

Example 17.3 shows what Fortran compilers are allowed to do.

Example 17.3 Fortran 90 register optimization.

This source ...	can be compiled as:
call MPI_GET_ADDRESS(buf, bufaddr, ierror)	call MPI_GET_ADDRESS(buf, ...)
call MPI_TYPE_CREATE_STRUCT(1, 1, bufaddr, MPI_REAL, type, ierror)	call MPI_TYPE_CREATE_STRUCT(...)
call MPI_TYPE_COMMIT(type, ierror)	call MPI_TYPE_COMMIT(...)
val_old = buf	register = buf
	val_old = register
call MPI_RECV(MPI_BOTTOM, 1, type, ...)	call MPI_RECV(MPI_BOTTOM, ...)
val_new = buf	val_new = register

In Example 17.3, the compiler does not invalidate the register because it cannot see

1 that MPI_RECV changes the value of buf. The access to buf is hidden by the use of
 2 MPI_GET_ADDRESS and MPI_BOTTOM.

3
 4 **Example 17.4** Similar example with MPI_SEND

5 This source ... can be compiled as:

7	! buf contains val_old	! buf contains val_old
8	buf = val_new	
9	call MPI_SEND(MPI_BOTTOM,1,type,...)	call MPI_SEND(...)
10	! with buf as a displacement in type	! i.e. val_old is sent
11		!
12		! buf=val_new is moved to here
13		! and detected as dead code
14		! and therefore removed
15		!
16	buf = val_overwrite	buf = val_overwrite

17
 18
 19 In Example 17.4, several successive assignments to the same variable buf can be com-
 20 bined in a way such that only the last assignment is executed. “Successive” means that
 21 no interfering load access to this variable occurs between the assignments. The compiler
 22 cannot detect that the call to MPI_SEND statement is interfering because the load access
 23 to buf is hidden by the usage of MPI_BOTTOM.

24
 25 **Solutions**

26 The following sections show in detail how the problems with code movement and register
 27 optimization can be portably solved. Application writers can partially or fully avoid these
 28 compiler optimization problems by using one or more of the special Fortran declarations
 29 with the send and receive buffers used in nonblocking operations, or in operations in which
 30 MPI_BOTTOM is used, or if datatype handles that combine several variables are used:

- 31
- 32 • Use of the Fortran ASYNCHRONOUS attribute.
 - 33 • Use of the helper routine MPI_F_SYNC_REG, or an equivalent user-written dummy
 - 34 routine.
 - 35 • Declare the buffer as a Fortran module variable or within a Fortran common block.
 - 36 • Use of the Fortran VOLATILE attribute.

37
 38
 39 Each of these methods solves the problems of code movement and register optimization,
 40 but may incur various degrees of performance impact, and may not be usable in every
 41 application context. These methods may not be guaranteed by the Fortran standard, but
 42 they must be guaranteed by a MPI-3.0 (and later) compliant MPI library and associated
 43 compiler suite according to the requirements listed in Section 17.1.7 on page 615. The
 44 performance impact of using MPI_F_SYNC_REG is expected to be low, that of using module
 45 variables or the ASYNCHRONOUS attribute is expected to be low to medium, and that of using
 46 the VOLATILE attribute is expected to be high or very high. Note that there is one attribute
 47 that cannot be used for this purpose: the Fortran TARGET attribute does not solve code
 48 movement problems in MPI applications.

The Fortran ASYNCHRONOUS Attribute

Declaring an actual buffer argument with the `ASYNCHRONOUS` Fortran attribute in a scoping unit (or `BLOCK`) informs the compiler that any statement in the scoping unit may be executed while the buffer is affected by a pending asynchronous Fortran input/output operation (since Fortran 2003) or by an asynchronous communication (TS 29113 extension). Without the extensions specified in TS 29113, a Fortran compiler may totally ignore this attribute if the Fortran compiler implements asynchronous Fortran input/output operations with blocking I/O. The `ASYNCHRONOUS` attribute protects the buffer accesses from optimizations through code movements across routine calls, and the buffer itself from temporary and permanent data movements. If the choice buffer dummy argument of a nonblocking MPI routine is declared with `ASYNCHRONOUS` (which is mandatory for the `mpi_f08` module, with allowable exceptions listed in Section 17.1.6 on page 611), then the compiler has to guarantee call by reference and should report a compile-time error if call by reference is impossible, e.g., if vector subscripts are used. The `MPI_ASYNC_PROTECTS_NONBLOCKING` is set to `.TRUE.` if both the protection of the actual buffer argument through `ASYNCHRONOUS` according to the TS 29113 extension and the declaration of the dummy argument with `ASYNCHRONOUS` in the Fortran support method is guaranteed for all nonblocking routines, otherwise it is set to `.FALSE.`

The `ASYNCHRONOUS` attribute has some restrictions. Section 5.4.2 of the TS 29113 specifies:

“Asynchronous communication for a Fortran variable occurs through the action of procedures defined by means other than Fortran. It is initiated by execution of an asynchronous communication initiation procedure and completed by execution of an asynchronous communication completion procedure. Between the execution of the initiation and completion procedures, any variable of which any part is associated with any part of the asynchronous communication variable is a pending communication affector. Whether a procedure is an asynchronous communication initiation or completion procedure is processor dependent.

Asynchronous communication is either input communication or output communication. For input communication, a pending communication affector shall not be referenced, become defined, become undefined, become associated with a dummy argument that has the `VALUE` attribute, or have its pointer association status changed. For output communication, a pending communication affector shall not be redefined, become undefined, or have its pointer association status changed.”

In Example 17.5 Case (a) on page 643, the read accesses to `b` within `function(b(i-1), b(i), b(i+1))` cannot be moved by compiler optimizations to before the wait call because `b` was declared as `ASYNCHRONOUS`. Note that only the elements 0, 1, 100, and 101 of `b` are involved in asynchronous communication but by definition, the total variable `b` is the pending communication affector and is usable for input and output asynchronous communication between the `MPI_I...` routines and `MPI_Waitall`. Case (a) works fine because the read accesses to `b` occur after the communication has completed.

In Case (b), the read accesses to `b(1:100)` in the loop `i=2,99` are read accesses to a pending communication affector while input communication (i.e., the two `MPI_Irecv` calls) is pending. This is a contradiction to the rule that *for input communication, a pending communication affector shall not be referenced*. The problem can be solved by using

1 separate variables for the halos and the inner array, or by splitting a common array into
 2 disjoint subarrays which are passed through different dummy arguments into a subroutine,
 3 as shown in Example 17.9 on page 645.

4 If one does not overlap communication and computation on the same variable, then all
 5 optimization problems can be solved through the `ASYNCHRONOUS` attribute.

6 The problems with `MPI_BOTTOM`, as shown in Example 17.3 and Example 17.4, can
 7 also be solved by declaring the buffer `buf` with the `ASYNCHRONOUS` attribute.

8 In some MPI routines, a buffer dummy argument is defined as `ASYNCHRONOUS` to guaran-
 9 tee passing by reference, provided that the actual argument is also defined as `ASYNCHRONOUS`.

11 Calling `MPI_F_SYNC_REG`

12 The compiler may be prevented from moving a reference to a buffer across a call to an
 13 MPI subroutine by surrounding the call by calls to an external subroutine with the buffer
 14 as an actual argument. The MPI library provides the `MPI_F_SYNC_REG` routine for this
 15 purpose; see Section 17.1.8 on page 616.

- 17 • The problems illustrated by the Examples 17.1 and 17.2 can be solved by calling
 18 `MPI_F_SYNC_REG(buf)` once immediately after `MPI_WAIT`.

20 Example 17.1

21 can be solved with

```
22 call MPI_Irecv(buf, ..req)
```

```
24  
25 call MPI_WAIT(req, ..)
```

```
26 call MPI_F_SYNC_REG(buf)
```

```
27 b1 = buf
```

20 Example 17.2

21 can be solved with

```
22 buf = val
```

```
23 call MPI_Isend(buf, ..req)
```

```
24 copy = buf
```

```
25 call MPI_WAIT(req, ..)
```

```
26 call MPI_F_SYNC_REG(buf)
```

```
27 buf = val_overwrite
```

29 The call to `MPI_F_SYNC_REG(buf)` prevents moving the last line before the
 30 `MPI_WAIT` call. Further calls to `MPI_F_SYNC_REG(buf)` are not needed because it
 31 is still correct if the additional read access `copy=buf` is moved below `MPI_WAIT` and
 32 before `buf=val_overwrite`.

- 34 • The problems illustrated by the Examples 17.3 and 17.4 can be solved with two
 35 additional `MPI_F_SYNC_REG(buf)` statements; one directly before `MPI_RECV`/
 36 `MPI_SEND`, and one directly after this communication operation.

38 Example 17.3

39 can be solved with

```
40 call MPI_F_SYNC_REG(buf)
```

```
41 call MPI_RECV(MPI_BOTTOM, ...)
```

```
42 call MPI_F_SYNC_REG(buf)
```

38 Example 17.4

39 can be solved with

```
40 call MPI_F_SYNC_REG(buf)
```

```
41 call MPI_SEND(MPI_BOTTOM, ...)
```

```
42 call MPI_F_SYNC_REG(buf)
```

44 The first call to `MPI_F_SYNC_REG(buf)` is needed to finish all load and store refer-
 45 ences to `buf` prior to `MPI_RECV`/`MPI_SEND`; the second call is needed to assure that
 46 any subsequent access to `buf` is not moved before `MPI_RECV`/`SEND`.

- In the example in Section 11.7.4 on page 463, two asynchronous accesses must be protected: in Process 1, the access to `bbbb` must be protected similar to Example 17.1, i.e., a call to `MPI_F_SYNC_REG(bbbb)` is needed after the second `MPI_WIN_FENCE` to guarantee that further accesses to `bbbb` are not moved ahead of the call to `MPI_WIN_FENCE`. In Process 2, both calls to `MPI_WIN_FENCE` together act as a communication call with `MPI_BOTTOM` as the buffer. That is, before the first fence and after the second fence, a call to `MPI_F_SYNC_REG(buff)` is needed to guarantee that accesses to `buff` are not moved after or ahead of the calls to `MPI_WIN_FENCE`. Using `MPI_GET` instead of `MPI_PUT`, the same calls to `MPI_F_SYNC_REG` are necessary.

Source of Process 1	Source of Process 2
<code>bbbb = 777</code>	<code>buff = 999</code>
	<code>call MPI_F_SYNC_REG(buff)</code>
<code>call MPI_WIN_FENCE</code>	<code>call MPI_WIN_FENCE</code>
<code>call MPI_PUT(bbbb</code> <code>into buff of process 2)</code>	
	<code>call MPI_WIN_FENCE</code>
<code>call MPI_WIN_FENCE</code>	<code>call MPI_F_SYNC_REG(buff)</code>
<code>call MPI_F_SYNC_REG(bbbb)</code>	<code>ccc = buff</code>

- The temporary memory modification problem, i.e., Example 17.6 on page 643, can **not** be solved with this method.

A User Defined Routine Instead of `MPI_F_SYNC_REG`

Instead of `MPI_F_SYNC_REG`, one can also use a user defined external subroutine, which is separately compiled:

```
subroutine DD(buf)
  integer buf
end
```

Note that if the intent is declared in an explicit interface for the external subroutine, it must be `OUT` or `INOUT`. The subroutine itself may have an empty body, but the compiler does not know this and has to assume that the buffer may be altered. For example, a call to `MPI_RECV` with `MPI_BOTTOM` as buffer might be replaced by

```
call DD(buf)
call MPI_RECV(MPI_BOTTOM, ...)
call DD(buf)
```

Such a user-defined routine was introduced in MPI-2.0 and is still included here to document such usage in existing application programs although new applications should prefer `MPI_F_SYNC_REG` or one of the other possibilities. In an existing application, calls to such a user-written routine should be substituted by a call to `MPI_F_SYNC_REG` because the user-written routine may not be implemented in accordance with the rules specified in Section 17.1.7 on page 615.

1 Module Variables and COMMON Blocks

2 An alternative to the previously mentioned methods is to put the buffer or variable into a
 3 module or a common block and access it through a `USE` or `COMMON` statement in each scope
 4 where it is referenced, defined or appears as an actual argument in a call to an MPI routine.
 5 The compiler will then have to assume that the MPI procedure may alter the buffer or
 6 variable, provided that the compiler cannot infer that the MPI procedure does not reference
 7 the module or common block.
 8

- 9 • This method solves problems of instruction reordering, code movement, and register
 10 optimization related to nonblocking and one-sided communication, or related to the
 11 usage of `MPI_BOTTOM` and derived datatype handles.
- 12 • Unfortunately, this method does **not** solve problems caused by asynchronous accesses
 13 between the start and end of a nonblocking or one-sided communication. Specifically,
 14 problems caused by temporary memory modifications are not solved.
 15

16 The (Poorly Performing) Fortran VOLATILE Attribute

17 The `VOLATILE` attribute gives the buffer or variable the properties needed to avoid register
 18 optimization or code movement problems, but it may inhibit optimization of any code
 19 containing references or definitions of the buffer or variable. On many modern systems, the
 20 performance impact will be large because not only register, but also cache optimizations
 21 will not be applied. Therefore, use of the `VOLATILE` attribute to enforce correct execution
 22 of MPI programs is discouraged.
 23
 24

25 The Fortran TARGET Attribute

26 The `TARGET` attribute does not solve the code movement problem because it is not specified
 27 for the choice buffer dummy arguments of nonblocking routines. If the compiler detects that
 28 the application program specifies the `TARGET` attribute for an actual buffer argument used
 29 in the call to a nonblocking routine, the compiler may ignore this attribute if no pointer
 30 reference to this buffer exists.
 31

32 *Rationale.* The Fortran standardization body decided to extend the `ASYNCHRONOUS`
 33 attribute within the TS 29113 to protect buffers in nonblocking calls from all kinds of
 34 optimization, instead of extending the `TARGET` attribute. (*End of rationale.*)
 35

36 17.1.18 Temporary Data Movement and Temporary Memory Modification

37 The compiler is allowed to temporarily modify data in memory. Normally, this problem
 38 may occur only when overlapping communication and computation, as in Example 17.5,
 39 Case (b) on page 643. Example 17.6 on page 643 also shows a possibility that could be
 40 problematic.
 41

42 In the compiler-generated, possible optimization in Example 17.7, `buf(100,100)` from
 43 Example 17.6 is equivalenced with the 1-dimensional array `buf_1dim(10000)`. The nonblock-
 44 ing receive may asynchronously receive the data in the boundary `buf(1,1:100)` while the fused
 45 loop is temporarily using this part of the buffer. When the `tmp` data is written back to `buf`,
 46 the previous data of `buf(1,1:100)` is restored and the received data is lost. The principle
 47 behind this optimization is that the receive buffer data `buf(1,1:100)` was temporarily moved
 48 to `tmp`.

Example 17.8 shows a second possible optimization. The whole array is temporarily moved to `local_buf`.

When storing `local_buf` back to the original location `buf`, then this implies overwriting the section of `buf` that serves as a receive buffer in the nonblocking MPI call, i.e., this storing back of `local_buf` is therefore likely to interfere with asynchronously received data in `buf(1,1:100)`.

Note that this problem may also occur:

- With the local buffer at the origin process, between an RMA communication call and the ensuing synchronization call; see Chapter 11 on page 401.
- With the window buffer at the target process between two ensuing RMA synchronization calls.
- With the local buffer in MPI parallel file I/O split collective operations between the `..._BEGIN` and `..._END` calls; see Section 13.5.4 on page 523.

As already mentioned in subsection *The Fortran ASYNCHRONOUS attribute* on page 637 of Section 17.1.17, the `ASYNCHRONOUS` attribute can prevent compiler optimization with temporary data movement, but only if the receive buffer and the local references are separated into different variables, as shown in Example 17.9 on page 645 and in Example 17.10 on page 646.

Note also that the methods

- calling `MPI_F_SYNC_REG` (or such a user-defined routine),
- using module variables and `COMMON` blocks, and
- the `TARGET` attribute

cannot be used to prevent such temporary data movement. These methods influence compiler optimization when library routines are called. They cannot prevent the optimizations of the code fragments shown in Example 17.6 and 17.7.

Note also that compiler optimization with temporary data movement should **not** be prevented by declaring `buf` as `VOLATILE` because the `VOLATILE` implies that all accesses to any storage unit (word) of `buf` must be directly done in the main memory exactly in the sequence defined by the application program. The `VOLATILE` attribute prevents all register and cache optimizations. Therefore, `VOLATILE` may cause a huge performance degradation.

Instead of solving the problem, it is better to **prevent** the problem: when overlapping communication and computation, the nonblocking communication (or nonblocking or split collective I/O) and the computation should be executed **on different variables**, and the communication should be *protected* with the `ASYNCHRONOUS` attribute. In this case, the temporary memory modifications are done only on the variables used in the computation and cannot have any side effect on the data used in the nonblocking MPI operations.

Rationale. This is a strong restriction for application programs. To weaken this restriction, a new or modified asynchronous feature in the Fortran language would be necessary: an asynchronous attribute that can be used on parts of an array and together with asynchronous operations outside the scope of Fortran. If such a feature becomes available in a future edition of the Fortran standard, then this restriction also may be weakened in a later version of the MPI standard. (*End of rationale.*)

1 In Example 17.9 on page 645 (which is a solution for the problem shown in Example 17.5
2 on page 643 and in Example 17.10 on page 646 (which is a solution for the problem shown
3 in Example 17.8 on page 644), the array is split into inner and halo part and both disjoint
4 parts are passed to a subroutine `separated_sections`. This routine overlaps the receiving
5 of the halo data and the calculations on the inner part of the array. In a second step, the
6 whole array is used to do the calculation on the elements where inner+halo is needed. Note
7 that the halo and the inner area are strided arrays. Those can be used in non-blocking
8 communication only with a TS 29113 based MPI library.
9

10 17.1.19 Permanent Data Movement

11
12 A Fortran compiler may implement permanent data movement during the execution of a
13 Fortran program. This would require that pointers to such data are appropriately updated.
14 An implementation with automatic garbage collection is one use case. Such permanent data
15 movement is in conflict with MPI in several areas:

- 16 • MPI datatype handles with absolute addresses in combination with `MPI_BOTTOM`.
- 17
- 18 • Nonblocking MPI operations (communication, one-sided, I/O) if the internally used
19 pointers to the buffers are not updated by the Fortran runtime, or if within an MPI
20 process, the data movement is executed in parallel with the MPI operation.
21

22 This problem can be also solved by using the `ASYNCHRONOUS` attribute for such buffers.
23 This MPI standard requires that the problems with permanent data movement do not
24 occur by imposing suitable restrictions on the MPI library together with the compiler used;
25 see Section 17.1.7 on page 615.
26

27 17.1.20 Comparison with C

28 In C, subroutines which modify variables that are not in the argument list will not cause
29 register optimization problems. This is because taking pointers to storage objects by using
30 the `&` operator and later referencing the objects by indirection on the pointer is an integral
31 part of the language. A C compiler understands the implications, so that the problem should
32 not occur, in general. However, some compilers do offer optional aggressive optimization
33 levels which may not be safe. Problems due to temporary memory modifications can also
34 occur in C. As above, the best advice is to avoid the problem: use different variables for
35 buffers in nonblocking MPI operations and computation that is executed while a nonblocking
36 operation is pending.
37
38
39
40
41
42
43
44
45
46
47
48

Example 17.5 Protecting nonblocking communication with the `ASYNCHRONOUS` attribute.

```

USE mpi_f08
REAL, ASYNCHRONOUS :: b(0:101) ! elements 0 and 101 are halo cells
REAL :: bnew(0:101)           ! elements 1 and 100 are newly computed
TYPE(MPI_Request) :: req(4)
INTEGER :: left, right, i
CALL MPI_Cart_shift(...,left,right,...)
CALL MPI_Irecv(b( 0), ..., left, ..., req(1), ...)
CALL MPI_Irecv(b(101), ..., right, ..., req(2), ...)
CALL MPI_Isend(b( 1), ..., left, ..., req(3), ...)
CALL MPI_Isend(b(100), ..., right, ..., req(4), ...)

#ifdef WITHOUT_OVERLAPPING_COMMUNICATION_AND_COMPUTATION
! Case (a)
  CALL MPI_Waitall(4,req,...)
  DO i=1,100 ! compute all new local data
    bnew(i) = function(b(i-1), b(i), b(i+1))
  END DO
#endif

#ifdef WITH_OVERLAPPING_COMMUNICATION_AND_COMPUTATION
! Case (b)
  DO i=2,99 ! compute only elements for which halo data is not needed
    bnew(i) = function(b(i-1), b(i), b(i+1))
  END DO
  CALL MPI_Waitall(4,req,...)
  i=1 ! compute leftmost element
  bnew(i) = function(b(i-1), b(i), b(i+1))
  i=100 ! compute rightmost element
  bnew(i) = function(b(i-1), b(i), b(i+1))
#endif

```

Example 17.6 Overlapping Communication and Computation.

```

USE mpi_f08
REAL :: buf(100,100)
CALL MPI_Irecv(buf(1,1:100),...req,...)
DO j=1,100
  DO i=2,100
    buf(i,j)=....
  END DO
END DO
CALL MPI_Wait(req,...)

```

1
2
3
4
5
6
7
8
9
10
11
12
13
14
15
16
17
18
19
20
21
22
23
24
25
26
27
28
29
30
31
32
33
34
35
36
37
38
39
40
41
42
43
44
45
46
47
48

Example 17.7 The compiler may substitute the nested loops through loop fusion.

```
REAL :: buf(100,100), buf_1dim(10000)
EQUIVALENCE (buf(1,1), buf_1dim(1))
CALL MPI_Irecv(buf(1,1:100),...req,...)
tmp(1:100) = buf(1,1:100)
DO j=1,10000
  buf_1dim(h)=...
END DO
buf(1,1:100) = tmp(1:100)
CALL MPI_Wait(req,...)
```

Example 17.8 Another optimization is based on the usage of a separate memory storage area, e.g., in a GPU.

```
REAL :: buf(100,100), local_buf(100,100)
CALL MPI_Irecv(buf(1,1:100),...req,...)
local_buf = buf
DO j=1,100
  DO i=2,100
    local_buf(i,j)=....
  END DO
END DO
buf = local_buf ! may overwrite asynchronously received
                ! data in buf(1,1:100)
CALL MPI_Wait(req,...)
```

Example 17.9 Using separated variables for overlapping communication and computation to allow the protection of nonblocking communication with the ASYNCHRONOUS attribute.

```

USE mpi_f08
REAL :: b(0:101)      ! elements 0 and 101 are halo cells
REAL :: bnew(0:101)  ! elements 1 and 100 are newly computed
INTEGER :: i
CALL separated_sections(b(0), b(1:100), b(101), bnew(0:101))
i=1 ! compute leftmost element
  bnew(i) = function(b(i-1), b(i), b(i+1))
i=100 ! compute rightmost element
  bnew(i) = function(b(i-1), b(i), b(i+1))
END

SUBROUTINE separated_sections(b_lefthalo, b_inner, b_righthalo, bnew)
USE mpi_f08
REAL, ASYNCHRONOUS :: b_lefthalo(0:0), b_inner(1:100), b_righthalo(101:101)
REAL :: bnew(0:101) ! elements 1 and 100 are newly computed
TYPE(MPI_Request) :: req(4)
INTEGER :: left, right, i
CALL MPI_Cart_shift(...,left,right,...)
CALL MPI_Irecv(b_lefthalo ( 0), ..., left, ..., req(1), ...)
CALL MPI_Irecv(b_righthalo(101), ..., right, ..., req(2), ...)
! b_lefthalo and b_righthalo is written asynchronously.
! There is no other concurrent access to b_lefthalo and b_righthalo.
CALL MPI_Isend(b_inner( 1), ..., left, ..., req(3), ...)
CALL MPI_Isend(b_inner(100), ..., right, ..., req(4), ...)

DO i=2,99 ! compute only elements for which halo data is not needed
  bnew(i) = function(b_inner(i-1), b_inner(i), b_inner(i+1))
  ! b_inner is read and sent at the same time.
  ! This is allowed based on the rules for ASYNCHRONOUS.
END DO
CALL MPI_Waitall(4,req,...)
END SUBROUTINE

```

1
2
3
4
5
6
7
8
9
10
11
12
13
14
15
16
17
18
19
20
21
22
23
24
25
26
27
28
29
30
31
32
33
34
35
36
37
38
39
40
41
42
43
44
45
46
47
48

Example 17.10 Protecting GPU optimizations with the ASYNCHRONOUS attribute.

```
USE mpi_f08
REAL :: buf(100,100)
CALL separated_sections(buf(1:1,1:100), buf(2:100,1:100))
END

SUBROUTINE separated_sections(buf_halo, buf_inner)
REAL, ASYNCHRONOUS :: buf_halo(1:1,1:100)
REAL :: buf_inner(2:100,1:100)
REAL :: local_buf(2:100,100)

CALL MPI_Irecv(buf_halo(1,1:100),...req,...)
local_buf = buf_inner
DO j=1,100
  DO i=2,100
    local_buf(i,j)=....
  END DO
END DO
buf_inner = local_buf ! buf_halo is not touched!!!

CALL MPI_Wait(req,...)
```

17.2 Language Interoperability

17.2.1 Introduction

It is not uncommon for library developers to use one language to develop an application library that may be called by an application program written in a different language. MPI currently supports ISO (previously ANSI) C and Fortran bindings. It should be possible for applications in any of the supported languages to call MPI-related functions in another language.

Moreover, MPI allows the development of client-server code, with MPI communication used between a parallel client and a parallel server. It should be possible to code the server in one language and the clients in another language. To do so, communications should be possible between applications written in different languages.

There are several issues that need to be addressed in order to achieve interoperability.

Initialization We need to specify how the MPI environment is initialized for all languages.

Interlanguage passing of MPI opaque objects We need to specify how MPI object handles are passed between languages. We also need to specify what happens when an MPI object is accessed in one language, to retrieve information (e.g., attributes) set in another language.

Interlanguage communication We need to specify how messages sent in one language can be received in another language.

It is highly desirable that the solution for interlanguage interoperability be extensible to new languages, should MPI bindings be defined for such languages.

17.2.2 Assumptions

We assume that conventions exist for programs written in one language to call routines written in another language. These conventions specify how to link routines in different languages into one program, how to call functions in a different language, how to pass arguments between languages, and the correspondence between basic data types in different languages. In general, these conventions will be implementation dependent. Furthermore, not every basic datatype may have a matching type in other languages. For example, C character strings may not be compatible with Fortran CHARACTER variables. However, we assume that a Fortran INTEGER, as well as a (sequence associated) Fortran array of INTEGERS, can be passed to a C program. We also assume that Fortran and C have address-sized integers. This does not mean that the default-size integers are the same size as default-sized pointers, but only that there is some way to hold (and pass) a C address in a Fortran integer. It is also assumed that INTEGER(KIND=MPI_OFFSET_KIND) can be passed from Fortran to C as MPI_Offset.

17.2.3 Initialization

A call to MPI_INIT or MPI_INIT_THREAD, from any language, initializes MPI for execution in all languages.

Advice to users. Certain implementations use the (inout) argc, argv arguments of the C version of MPI_INIT in order to propagate values for argc and argv to all

1 executing processes. Use of the Fortran version of MPI_INIT to initialize MPI may
2 result in a loss of this ability. (*End of advice to users.*)

3
4 The function MPI_INITIALIZED returns the same answer in all languages.

5 The function MPI_FINALIZE finalizes the MPI environments for all languages.

6 The function MPI_FINALIZED returns the same answer in all languages.

7 The function MPI_ABORT kills processes, irrespective of the language used by the
8 caller or by the processes killed.

9 The MPI environment is initialized in the same manner for all languages by
10 MPI_INIT. E.g., MPI_COMM_WORLD carries the same information regardless of language:
11 same processes, same environmental attributes, same error handlers.

12 Information can be added to info objects in one language and retrieved in another.

13
14 *Advice to users.* The use of several languages in one MPI program may require the
15 use of special options at compile and/or link time. (*End of advice to users.*)

16
17 *Advice to implementors.* Implementations may selectively link language specific MPI
18 libraries only to codes that need them, so as not to increase the size of binaries for codes
19 that use only one language. The MPI initialization code need perform initialization for
20 a language only if that language library is loaded. (*End of advice to implementors.*)

21 22 17.2.4 Transfer of Handles

23 Handles are passed between Fortran and C by using an explicit C wrapper to convert Fortran
24 handles to C handles. There is no direct access to C handles in Fortran.

25 The type definition MPI_Fint is provided in C for an integer of the size that matches a
26 Fortran INTEGER; usually, MPI_Fint will be equivalent to int. With the Fortran mpi module
27 or the mpif.h include file, a Fortran handle is a Fortran INTEGER value that can be used in
28 the following conversion functions. With the Fortran mpi_f08 module, a Fortran handle is a
29 BIND(C) derived type that contains an INTEGER component named MPI_VAL. This INTEGER
30 value can be used in the following conversion functions.

31 The following functions are provided in C to convert from a Fortran communicator han-
32 dle (which is an integer) to a C communicator handle, and vice versa. See also Section 2.6.4
33 on page 19.

34 MPI_Comm MPI_Comm_f2c(MPI_Fint comm)

35
36 If comm is a valid Fortran handle to a communicator, then MPI_Comm_f2c returns a
37 valid C handle to that same communicator; if comm = MPI_COMM_NULL (Fortran value),
38 then MPI_Comm_f2c returns a null C handle; if comm is an invalid Fortran handle, then
39 MPI_Comm_f2c returns an invalid C handle.

40 MPI_Fint MPI_Comm_c2f(MPI_Comm comm)

41 The function MPI_Comm_c2f translates a C communicator handle into a Fortran handle
42 to the same communicator; it maps a null handle into a null handle and an invalid handle
43 into an invalid handle.

44 Similar functions are provided for the other types of opaque objects.

45 MPI_Datatype MPI_Type_f2c(MPI_Fint datatype)

46
47 MPI_Fint MPI_Type_c2f(MPI_Datatype datatype)

48

```

MPI_Group MPI_Group_f2c(MPI_Fint group)           1
MPI_Fint MPI_Group_c2f(MPI_Group group)          2
MPI_Request MPI_Request_f2c(MPI_Fint request)     3
MPI_Fint MPI_Request_c2f(MPI_Request request)     4
MPI_File MPI_File_f2c(MPI_Fint file)             5
MPI_Fint MPI_File_c2f(MPI_File file)             6
MPI_Win MPI_Win_f2c(MPI_Fint win)               7
MPI_Fint MPI_Win_c2f(MPI_Win win)               8
MPI_Op MPI_Op_f2c(MPI_Fint op)                 9
MPI_Fint MPI_Op_c2f(MPI_Op op)                10
MPI_Info MPI_Info_f2c(MPI_Fint info)           11
MPI_Fint MPI_Info_c2f(MPI_Info info)          12
MPI_Errhandler MPI_Errhandler_f2c(MPI_Fint errhandler) 13
MPI_Fint MPI_Errhandler_c2f(MPI_Errhandler errhandler) 14
MPI_Message MPI_Message_f2c(MPI_Fint message) 15
MPI_Fint MPI_Message_c2f(MPI_Message message) 16

```

Example 17.11 The example below illustrates how the Fortran MPI function `MPI_TYPE_COMMIT` can be implemented by wrapping the C MPI function `MPI_Type_commit` with a C wrapper to do handle conversions. In this example a Fortran-C interface is assumed where a Fortran function is all upper case when referred to from C and arguments are passed by addresses.

```

! FORTRAN PROCEDURE                               17
SUBROUTINE MPI_TYPE_COMMIT( DATATYPE, IERR)       18
INTEGER :: DATATYPE, IERR                       19
CALL MPI_X_TYPE_COMMIT(DATATYPE, IERR)          20
RETURN                                          21
END                                              22

/* C wrapper */                                  23

void MPI_X_TYPE_COMMIT( MPI_Fint *f_handle, MPI_Fint *ierr) 24
{
    MPI_Datatype datatype;                       25

    datatype = MPI_Type_f2c( *f_handle);        26
    *ierr = (MPI_Fint)MPI_Type_commit( &datatype); 27
    *f_handle = MPI_Type_c2f(datatype);        28
    return;                                     29
}

```

1 }
 2

3 The same approach can be used for all other MPI functions. The call to `MPI_XXX_f2c`
 4 (resp. `MPI_XXX_c2f`) can be omitted when the handle is an OUT (resp. IN) argument,
 5 rather than INOUT.
 6

7 *Rationale.* The design here provides a convenient solution for the prevalent case,
 8 where a C wrapper is used to allow Fortran code to call a C library, or C code to
 9 call a Fortran library. The use of C wrappers is much more likely than the use of
 10 Fortran wrappers, because it is much more likely that a variable of type INTEGER can
 11 be passed to C, than a C handle can be passed to Fortran.

12 Returning the converted value as a function value rather than through the argument
 13 list allows the generation of efficient inlined code when these functions are simple
 14 (e.g., the identity). The conversion function in the wrapper does not catch an invalid
 15 handle argument. Instead, an invalid handle is passed below to the library function,
 16 which, presumably, checks its input arguments. (*End of rationale.*)
 17

18 17.2.5 Status

19
 20 The following two procedures are provided in C to convert from a Fortran (with the `mpi`
 21 module or `mpif.h`) status (which is an array of integers) to a C status (which is a structure),
 22 and vice versa. The conversion occurs on all the information in status, including that which
 23 is hidden. That is, no status information is lost in the conversion.

```
24 int MPI_Status_f2c(const MPI_Fint *f_status, MPI_Status *c_status)
```

25 If `f_status` is a valid Fortran status, but not the Fortran value of `MPI_STATUS_IGNORE`
 26 or `MPI_STATUSES_IGNORE`, then `MPI_Status_f2c` returns in `c_status` a valid C status with
 27 the same content. If `f_status` is the Fortran value of `MPI_STATUS_IGNORE` or
 28 `MPI_STATUSES_IGNORE`, or if `f_status` is not a valid Fortran status, then the call is erroneous.
 29

30 The C status has the same source, tag and error code values as the Fortran status,
 31 and returns the same answers when queried for count, elements, and cancellation. The
 32 conversion function may be called with a Fortran status argument that has an undefined
 33 error field, in which case the value of the error field in the C status argument is undefined.

34 Two global variables of type `MPI_Fint*`, `MPI_F_STATUS_IGNORE` and
 35 `MPI_F_STATUSES_IGNORE` are declared in `mpi.h`. They can be used to test, in C, whether
 36 `f_status` is the Fortran value of `MPI_STATUS_IGNORE` or `MPI_STATUSES_IGNORE` defined in
 37 the `mpi` module or `mpif.h`. These are global variables, not C constant expressions and
 38 cannot be used in places where C requires constant expressions. Their value is defined only
 39 between the calls to `MPI_INIT` and `MPI_FINALIZE` and should not be changed by user code.

To do the conversion in the other direction, we have the following:

```
40 int MPI_Status_c2f(const MPI_Status *c_status, MPI_Fint *f_status)
```

41
 42 This call converts a C status into a Fortran status, and has a behavior similar to
 43 `MPI_Status_f2c`. That is, the value of `c_status` must not be either `MPI_STATUS_IGNORE` or
 44 `MPI_STATUSES_IGNORE`.
 45

46 *Advice to users.* There exists no separate conversion function for arrays of statuses,
 47 since one can simply loop through the array, converting each status with the routines
 48 in Figure 17.1 on page 651. (*End of advice to users.*)

Rationale. The handling of MPI_STATUS_IGNORE is required in order to layer libraries with only a C wrapper: if the Fortran call has passed MPI_STATUS_IGNORE, then the C wrapper must handle this correctly. Note that this constant need not have the same value in Fortran and C. If MPI_Status_f2c were to handle MPI_STATUS_IGNORE, then the type of its result would have to be MPI_Status**, which was considered an inferior solution. (*End of rationale.*)

Using the mpi_f08 Fortran module, a status is declared as TYPE(MPI_Status). The C type MPI_F08_status can be used to pass a Fortran TYPE(MPI_Status) argument into a C routine. Figure 17.1 illustrates all status conversion routines. Some are only available in C, some in both C and Fortran.

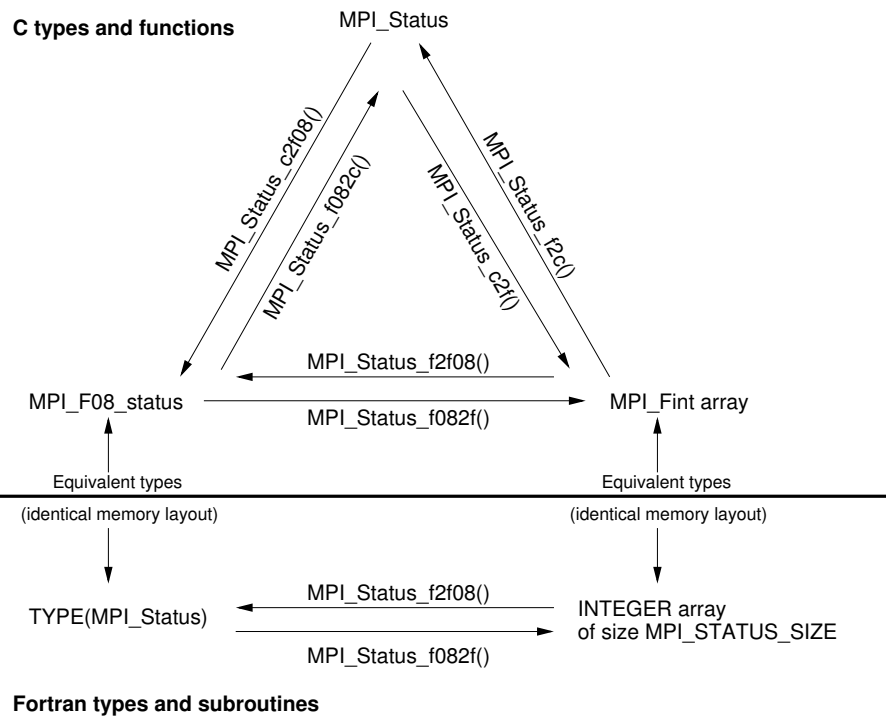


Figure 17.1: Status conversion routines

```
int MPI_Status_f082c(const MPI_F08_status *f08_status, MPI_Status
                    *c_status)
```

This C routine converts a Fortran mpi_f08 TYPE(MPI_Status) into a C MPI_Status.

```
int MPI_Status_c2f08(const MPI_Status *c_status, MPI_F08_status
                    *f08_status)
```

This C routine converts a C MPI_Status into a Fortran mpi_f08 TYPE(MPI_Status). Two global variables of type MPI_F08_status*, MPI_F08_STATUS_IGNORE and MPI_F08_STATUSES_IGNORE are declared in mpi.h. They can be used to test, in C, whether f_status is the Fortran value of MPI_STATUS_IGNORE or MPI_STATUSES_IGNORE defined in the mpi_f08 module. These are global variables, not C constant expressions and cannot be used in places where C requires constant expressions. Their value is defined only between the calls to MPI_INIT and MPI_FINALIZE and should not be changed by user code.

Conversion between the two Fortran versions of a status can be done with:

```

1      MPI_STATUS_F2F08(f_status, f08_status)
2
3
4      IN          f_status          status object declared as array
5
6      OUT         f08_status        status object declared as named type
7
8
9      int MPI_Status_f2f08(MPI_Fint *f_status, MPI_F08_status *f08_status)
10
11     MPI_Status_f2f08(f_status, f08_status, ierror) BIND(C)
12     INTEGER, INTENT(IN) :: f_status(MPI_STATUS_SIZE)
13     TYPE(MPI_Status), INTENT(OUT) :: f08_status
14     INTEGER, OPTIONAL, INTENT(OUT) :: ierror
15
16     MPI_STATUS_F2F08(F_STATUS, F08_STATUS, IERROR)
17     INTEGER :: F_STATUS(MPI_STATUS_SIZE)
18     TYPE(MPI_Status) :: F08_STATUS
19     INTEGER IERROR

```

This routine converts a Fortran INTEGER, DIMENSION(MPI_STATUS_SIZE) status array into a Fortran mpi_f08 TYPE(MPI_Status).

```

21
22
23     MPI_STATUS_F082F(f08_status, f_status)
24
25     IN          f08_status        status object declared as named type
26
27     OUT         f_status          status object declared as array
28
29     int MPI_Status_f082f(MPI_F08_status *f08_status, MPI_Fint *f_status)
30
31     MPI_Status_f082f(f08_status, f_status, ierror) BIND(C)
32     TYPE(MPI_Status), INTENT(IN) :: f08_status
33     INTEGER, INTENT(OUT) :: f_status(MPI_STATUS_SIZE)
34     INTEGER, OPTIONAL, INTENT(OUT) :: ierror
35
36     MPI_STATUS_F082F(F08_STATUS, F_STATUS, IERROR)
37     TYPE(MPI_Status) :: F08_STATUS
38     INTEGER :: F_STATUS(MPI_STATUS_SIZE)
39     INTEGER IERROR

```

This routine converts a Fortran mpi_f08 TYPE(MPI_Status) into a Fortran INTEGER, DIMENSION(MPI_STATUS_SIZE) status array.

17.2.6 MPI Opaque Objects

Unless said otherwise, opaque objects are “the same” in all languages: they carry the same information, and have the same meaning in both languages. The mechanism described in the previous section can be used to pass references to MPI objects from language to language. An object created in one language can be accessed, modified or freed in another language.

We examine below in more detail issues that arise for each type of MPI object.

Datatypes

Datatypes encode the same information in all languages. E.g., a datatype accessor like `MPI_TYPE_GET_EXTENT` will return the same information in all languages. If a datatype defined in one language is used for a communication call in another language, then the message sent will be identical to the message that would be sent from the first language: the same communication buffer is accessed, and the same representation conversion is performed, if needed. All predefined datatypes can be used in datatype constructors in any language. If a datatype is committed, it can be used for communication in any language.

The function `MPI_GET_ADDRESS` returns the same value in all languages. Note that we do not require that the constant `MPI_BOTTOM` have the same value in all languages (see Section 17.2.9 on page 659).

Example 17.12

```

! FORTRAN CODE
REAL :: R(5)
INTEGER :: TYPE, IERR, AOBLN(1), AOTYPE(1)
INTEGER (KIND=MPI_ADDRESS_KIND) :: AODISP(1)

! create an absolute datatype for array R
AOBLN(1) = 5
CALL MPI_GET_ADDRESS( R, AODISP(1), IERR)
AOTYPE(1) = MPI_REAL
CALL MPI_TYPE_CREATE_STRUCT(1, AOBLN,AODISP,AOTYPE, TYPE, IERR)
CALL C_ROUTINE(TYPE)

/* C code */

void C_ROUTINE(MPI_Fint *ftype)
{
    int count = 5;
    int lens[2] = {1,1};
    MPI_Aint displs[2];
    MPI_Datatype types[2], newtype;

    /* create an absolute datatype for buffer that consists
    /* of count, followed by R(5)

    MPI_Get_address(&count, &displs[0]);
    displs[1] = 0;
    types[0] = MPI_INT;
    types[1] = MPI_Type_f2c(*ftype);
    MPI_Type_create_struct(2, lens, displs, types, &newtype);
    MPI_Type_commit(&newtype);

    MPI_Send(MPI_BOTTOM, 1, newtype, 1, 0, MPI_COMM_WORLD);
    /* the message sent contains an int count of 5, followed
    /* by the 5 REAL entries of the Fortran array R.

```

1 }
 2

3 *Advice to implementors.* The following implementation can be used: MPI addresses,
 4 as returned by `MPI_GET_ADDRESS`, will have the same value in all languages. One
 5 obvious choice is that MPI addresses be identical to regular addresses. The address
 6 is stored in the datatype, when datatypes with absolute addresses are constructed.
 7 When a send or receive operation is performed, then addresses stored in a datatype
 8 are interpreted as displacements that are all augmented by a base address. This base
 9 address is (the address of) `buf`, or zero, if `buf = MPI_BOTTOM`. Thus, if `MPI_BOTTOM`
 10 is zero then a send or receive call with `buf = MPI_BOTTOM` is implemented exactly
 11 as a call with a regular buffer argument: in both cases the base address is `buf`. On the
 12 other hand, if `MPI_BOTTOM` is not zero, then the implementation has to be slightly
 13 different. A test is performed to check whether `buf = MPI_BOTTOM`. If true, then the
 14 base address is zero, otherwise it is `buf`. In particular, if `MPI_BOTTOM` does not have
 15 the same value in Fortran and C, then an additional test for `buf = MPI_BOTTOM` is
 16 needed in at least one of the languages.

17 It may be desirable to use a value other than zero for `MPI_BOTTOM` even in C, so as
 18 to distinguish it from a NULL pointer. If `MPI_BOTTOM = c` then one can still avoid
 19 the test `buf = MPI_BOTTOM`, by using the displacement from `MPI_BOTTOM`, i.e., the
 20 regular address - `c`, as the MPI address returned by `MPI_GET_ADDRESS` and stored
 21 in absolute datatypes. (*End of advice to implementors.*)

22 Callback Functions

23
 24 MPI calls may associate callback functions with MPI objects: error handlers are associ-
 25 ated with communicators and files, attribute copy and delete functions are associated with
 26 attribute keys, reduce operations are associated with operation objects, etc. In a multilan-
 27 guage environment, a function passed in an MPI call in one language may be invoked by an
 28 MPI call in another language. MPI implementations must make sure that such invocation
 29 will use the calling convention of the language the function is bound to.
 30

31 *Advice to implementors.* Callback functions need to have a language tag. This
 32 tag is set when the callback function is passed in by the library function (which is
 33 presumably different for each language and language support method), and is used
 34 to generate the right calling sequence when the callback function is invoked. (*End of*
 35 *advice to implementors.*)

36 *Advice to users.* If a subroutine written in one language or Fortran support method
 37 wants to pass a callback routine including the predefined Fortran functions (e.g.,
 38 `MPI_COMM_NULL_COPY_FN`) to another application routine written in another lan-
 39 guage or Fortran support method, then it must be guaranteed that both routines use
 40 the callback interface definition that is defined for the argument when passing the
 41 callback to an MPI routine (e.g., `MPI_COMM_CREATE_KEYVAL`); see also the advice
 42 to users on page 271. (*End of advice to users.*)
 43

44 Error Handlers

45
 46 *Advice to implementors.* Error handlers, have, in C, a variable length argument list.
 47 It might be useful to provide to the handler information on the language environment
 48 where the error occurred. (*End of advice to implementors.*)

Reduce Operations

All predefined named and unnamed datatypes as listed in Section 5.9.2 on page 176 can be used in the listed predefined operations independent of the programming language from which the MPI routine is called.

Advice to users. Reduce operations receive as one of their arguments the datatype of the operands. Thus, one can define “polymorphic” reduce operations that work for C and Fortran datatypes. (*End of advice to users.*)

17.2.7 Attributes

Attribute keys can be allocated in one language and freed in another. Similarly, attribute values can be set in one language and accessed in another. To achieve this, attribute keys will be allocated in an integer range that is valid all languages. The same holds true for system-defined attribute values (such as `MPI_TAG_UB`, `MPI_WTIME_IS_GLOBAL`, etc.).

Attribute keys declared in one language are associated with copy and delete functions in that language (the functions provided by the `MPI_{TYPE,COMM,WIN}_CREATE_KEYVAL` call). When a communicator is duplicated, for each attribute, the corresponding copy function is called, using the right calling convention for the language of that function; and similarly, for the delete callback function.

Advice to implementors. This requires that attributes be tagged either as “C” or “Fortran” and that the language tag be checked in order to use the right calling convention for the callback function. (*End of advice to implementors.*)

The attribute manipulation functions described in Section 6.7 on page 267 defines attributes arguments to be of type `void*` in C, and of type `INTEGER`, in Fortran. On some systems, `INTEGER`s will have 32 bits, while C pointers will have 64 bits. This is a problem if communicator attributes are used to move information from a Fortran caller to a C callee, or vice-versa.

MPI behaves as if it stores, internally, address sized attributes. If Fortran `INTEGER`s are smaller, then the (deprecated) Fortran function `MPI_ATTR_GET` will return the least significant part of the attribute word; the (deprecated) Fortran function `MPI_ATTR_PUT` will set the least significant part of the attribute word, which will be sign extended to the entire word. (These two functions may be invoked explicitly by user code, or implicitly, by attribute copying callback functions.)

As for addresses, new functions are provided that manipulate Fortran address sized attributes, and have the same functionality as the old functions in C. These functions are described in Section 6.7 on page 267. Users are encouraged to use these new functions.

MPI supports two types of attributes: address-valued (pointer) attributes, and integer-valued attributes. C attribute functions put and get address-valued attributes. Fortran attribute functions put and get integer-valued attributes. When an integer-valued attribute is accessed from C, then `MPI_XXX_get_attr` will return the address of (a pointer to) the integer-valued attribute, which is a pointer to `MPI_Aint` if the attribute was stored with Fortran `MPI_XXX_SET_ATTR`, and a pointer to `int` if it was stored with the deprecated Fortran `MPI_ATTR_PUT`. When an address-valued attribute is accessed from Fortran, then `MPI_XXX_GET_ATTR` will convert the address into an integer and return the result of this conversion. This conversion is lossless if new style attribute functions are used, and an

integer of kind `MPI_ADDRESS_KIND` is returned. The conversion may cause truncation if deprecated attribute functions are used. In C, the deprecated routines `MPI_Attr_put` and `MPI_Attr_get` behave identical to `MPI_Comm_set_attr` and `MPI_Comm_get_attr`.

Example 17.13

A. Setting an attribute value in C

```

int set_val = 3;
struct foo set_struct;

/* Set a value that is a pointer to an int */
MPI_Comm_set_attr(MPI_COMM_WORLD, keyval1, &set_val);
/* Set a value that is a pointer to a struct */
MPI_Comm_set_attr(MPI_COMM_WORLD, keyval2, &set_struct);
/* Set an integer value */
MPI_Comm_set_attr(MPI_COMM_WORLD, keyval3, (void *) 17);

```

B. Reading the attribute value in C

```

int flag, *get_val;
struct foo *get_struct;

/* Upon successful return, get_val == &set_val
   (and therefore *get_val == 3) */
MPI_Comm_get_attr(MPI_COMM_WORLD, keyval1, &get_val, &flag);
/* Upon successful return, get_struct == &set_struct */
MPI_Comm_get_attr(MPI_COMM_WORLD, keyval2, &get_struct, &flag);
/* Upon successful return, get_val == (void*) 17 */
/*      i.e., (MPI_Aint) get_val == 17 */
MPI_Comm_get_attr(MPI_COMM_WORLD, keyval3, &get_val, &flag);

```

C. Reading the attribute value with (deprecated) Fortran MPI-1 calls

```

LOGICAL FLAG
INTEGER IERR, GET_VAL, GET_STRUCT

! Upon successful return, GET_VAL == &set_val, possibly truncated
CALL MPI_ATTR_GET(MPI_COMM_WORLD, KEYVAL1, GET_VAL, FLAG, IERR)
! Upon successful return, GET_STRUCT == &set_struct, possibly truncated
CALL MPI_ATTR_GET(MPI_COMM_WORLD, KEYVAL2, GET_STRUCT, FLAG, IERR)
! Upon successful return, GET_VAL == 17
CALL MPI_ATTR_GET(MPI_COMM_WORLD, KEYVAL3, GET_VAL, FLAG, IERR)

```

D. Reading the attribute value with Fortran MPI-2 calls

45
46
47
48

```

LOGICAL FLAG 1
INTEGER IERR 2
INTEGER (KIND=MPI_ADDRESS_KIND) GET_VAL, GET_STRUCT 3
4
! Upon successful return, GET_VAL == &set_val 5
CALL MPI_COMM_GET_ATTR(MPI_COMM_WORLD, KEYVAL1, GET_VAL, FLAG, IERR) 6
! Upon successful return, GET_STRUCT == &set_struct 7
CALL MPI_COMM_GET_ATTR(MPI_COMM_WORLD, KEYVAL2, GET_STRUCT, FLAG, IERR) 8
! Upon successful return, GET_VAL == 17 9
CALL MPI_COMM_GET_ATTR(MPI_COMM_WORLD, KEYVAL3, GET_VAL, FLAG, IERR) 10
11

```

Example 17.14 A. Setting an attribute value with the (deprecated) Fortran MPI-1 call

```

INTEGER IERR, VAL 14
VAL = 7 15
CALL MPI_ATTR_PUT(MPI_COMM_WORLD, KEYVAL, VAL, IERR) 16
17

```

B. Reading the attribute value in C

```

int flag; 20
int *value; 21
22
/* Upon successful return, value points to internal MPI storage and 23
   *value == (int) 7 */ 24
MPI_Comm_get_attr(MPI_COMM_WORLD, keyval, &value, &flag); 25
26

```

C. Reading the attribute value with (deprecated) Fortran MPI-1 calls

```

LOGICAL FLAG 29
INTEGER IERR, VALUE 30
31
! Upon successful return, VALUE == 7 32
CALL MPI_ATTR_GET(MPI_COMM_WORLD, KEYVAL, VALUE, FLAG, IERR) 33
34

```

D. Reading the attribute value with Fortran MPI-2 calls

```

LOGICAL FLAG 37
INTEGER IERR 38
INTEGER (KIND=MPI_ADDRESS_KIND) VALUE 39
40
! Upon successful return, VALUE == 7 (sign extended) 41
CALL MPI_COMM_GET_ATTR(MPI_COMM_WORLD, KEYVAL, VALUE, FLAG, IERR) 42
43

```

Example 17.15 A. Setting an attribute value via a Fortran MPI-2 call

44
45
46
47
48

```

1  INTEGER IERR
2  INTEGER(KIND=MPI_ADDRESS_KIND) VALUE1
3  INTEGER(KIND=MPI_ADDRESS_KIND) VALUE2
4  VALUE1 = 42
5  VALUE2 = INT(2, KIND=MPI_ADDRESS_KIND) ** 40
6
7  CALL MPI_COMM_SET_ATTR(MPI_COMM_WORLD, KEYVAL1, VALUE1, IERR)
8  CALL MPI_COMM_SET_ATTR(MPI_COMM_WORLD, KEYVAL2, VALUE2, IERR)
9

```

B. Reading the attribute value in C

```

10
11
12  int flag;
13  MPI_Aint *value1, *value2;
14
15  /* Upon successful return, value1 points to internal MPI storage and
16     *value1 == 42 */
17  MPI_Comm_get_attr(MPI_COMM_WORLD, keyval1, &value1, &flag);
18  /* Upon successful return, value2 points to internal MPI storage and
19     *value2 == 2^40 */
20  MPI_Comm_get_attr(MPI_COMM_WORLD, keyval2, &value2, &flag);
21

```

C. Reading the attribute value with (deprecated) Fortran MPI-1 calls

```

22
23  LOGICAL FLAG
24  INTEGER IERR, VALUE1, VALUE2
25
26  ! Upon successful return, VALUE1 == 42
27  CALL MPI_ATTR_GET(MPI_COMM_WORLD, KEYVAL1, VALUE1, FLAG, IERR)
28  ! Upon successful return, VALUE2 == 2^40, or 0 if truncation
29  ! needed (i.e., the least significant part of the attribute word)
30  CALL MPI_ATTR_GET(MPI_COMM_WORLD, KEYVAL2, VALUE2, FLAG, IERR)
31

```

D. Reading the attribute value with Fortran MPI-2 calls

```

32
33
34  LOGICAL FLAG
35  INTEGER IERR
36  INTEGER (KIND=MPI_ADDRESS_KIND) VALUE1, VALUE2
37
38  ! Upon successful return, VALUE1 == 42
39  CALL MPI_COMM_GET_ATTR(MPI_COMM_WORLD, KEYVAL1, VALUE1, FLAG, IERR)
40  ! Upon successful return, VALUE2 == 2^40
41  CALL MPI_COMM_GET_ATTR(MPI_COMM_WORLD, KEYVAL2, VALUE2, FLAG, IERR)
42

```

43 The predefined MPI attributes can be integer valued or address-valued. Predefined
44 integer valued attributes, such as MPI_TAG_UB, behave as if they were put by a call to
45 the deprecated Fortran routine MPI_ATTR_PUT, i.e., in Fortran,
46 MPI_COMM_GET_ATTR(MPI_COMM_WORLD, MPI_TAG_UB, val, flag, ierr) will return
47 in val the upper bound for tag value; in C, MPI_Comm_get_attr(MPI_COMM_WORLD,
48

`MPI_TAG_UB`, `&p`, `&flag`) will return in `p` a pointer to an `int` containing the upper bound for tag value.

Address-valued predefined attributes, such as `MPI_WIN_BASE` behave as if they were put by a C call, i.e., in Fortran, `MPI_WIN_GET_ATTR(win, MPI_WIN_BASE, val, flag, ierror)` will return in `val` the base address of the window, converted to an integer. In C, `MPI_Win_get_attr(win, MPI_WIN_BASE, &p, &flag)` will return in `p` a pointer to the window base, cast to `(void *)`.

Rationale. The design is consistent with the behavior specified for predefined attributes, and ensures that no information is lost when attributes are passed from language to language. Because the language interoperability for predefined attributes was defined based on `MPI_ATTR_PUT`, this definition is kept for compatibility reasons although the routine itself is now deprecated. (*End of rationale.*)

Advice to implementors. Implementations should tag attributes either as (1) address attributes, (2) as `INTEGER(KIND=MPI_ADDRESS_KIND)` attributes or (3) as `INTEGER` attributes, according to whether they were set in (1) C (with `MPI_Attr_put` or `MPI_XXX_set_attr`), (2) in Fortran with `MPI_XXX_SET_ATTR` or (3) with the deprecated Fortran routine `MPI_ATTR_PUT`. Thus, the right choice can be made when the attribute is retrieved. (*End of advice to implementors.*)

17.2.8 Extra-State

Extra-state should not be modified by the copy or delete callback functions. (This is obvious from the C binding, but not obvious from the Fortran binding). However, these functions may update state that is indirectly accessed via extra-state. E.g., in C, extra-state can be a pointer to a data structure that is modified by the copy or callback functions; in Fortran, extra-state can be an index into an entry in a `COMMON` array that is modified by the copy or callback functions. In a multithreaded environment, users should be aware that distinct threads may invoke the same callback function concurrently: if this function modifies state associated with extra-state, then mutual exclusion code must be used to protect updates and accesses to the shared state.

17.2.9 Constants

MPI constants have the same value in all languages, unless specified otherwise. This does not apply to constant handles (`MPI_INT`, `MPI_COMM_WORLD`, `MPI_ERRORS_RETURN`, `MPI_SUM`, etc.) These handles need to be converted, as explained in Section 17.2.4. Constants that specify maximum lengths of strings (see Section A.1.1 for a listing) have a value one less in Fortran than C since in C the length includes the null terminating character. Thus, these constants represent the amount of space which must be allocated to hold the largest possible such string, rather than the maximum number of printable characters the string could contain.

Advice to users. This definition means that it is safe in C to allocate a buffer to receive a string using a declaration like

```
char name [MPI_MAX_OBJECT_NAME];
```

1 (*End of advice to users.*)

2
3 Also constant “addresses,” i.e., special values for reference arguments that are not han-
4 dles, such as MPI_BOTTOM or MPI_STATUS_IGNORE may have different values in different
5 languages.

6 *Rationale.* The current MPI standard specifies that MPI_BOTTOM can be used in
7 initialization expressions in C, but not in Fortran. Since Fortran does not normally
8 support call by value, then MPI_BOTTOM in Fortran must be the name of a predefined
9 static variable, e.g., a variable in an MPI declared COMMON block. On the other hand,
10 in C, it is natural to take MPI_BOTTOM = 0 (Caveat: Defining MPI_BOTTOM = 0
11 implies that NULL pointer cannot be distinguished from MPI_BOTTOM; it may be
12 that MPI_BOTTOM = 1 is better. See the advice to implementors in the *Datatypes*
13 subsection in Section 17.2.6) Requiring that the Fortran and C values be the same
14 will complicate the initialization process. (*End of rationale.*)

16 17.2.10 Interlanguage Communication

17
18 The type matching rules for communication in MPI are not changed: the datatype specifi-
19 cation for each item sent should match, in type signature, the datatype specification used to
20 receive this item (unless one of the types is MPI_PACKED). Also, the type of a message item
21 should match the type declaration for the corresponding communication buffer location,
22 unless the type is MPI_BYTE or MPI_PACKED. Interlanguage communication is allowed if it
23 complies with these rules.

24 **Example 17.16** In the example below, a Fortran array is sent from Fortran and received
25 in C.

```
27   ! FORTRAN CODE
28   SUBROUTINE MYEXAMPLE()
29   USE mpi_f08
30   REAL :: R(5)
31   INTEGER :: IERR, MYRANK, AOBLN(1)
32   TYPE(MPI_Datatype) :: TYPE, AOTYPE(1)
33   INTEGER (KIND=MPI_ADDRESS_KIND) :: AODISP(1)
34
35   ! create an absolute datatype for array R
36   AOBLN(1) = 5
37   CALL MPI_GET_ADDRESS( R, AODISP(1), IERR)
38   AOTYPE(1) = MPI_REAL
39   CALL MPI_TYPE_CREATE_STRUCT(1, AOBLN,AODISP,AOTYPE, TYPE, IERR)
40   CALL MPI_TYPE_COMMIT(TYPE, IERR)
41
42   CALL MPI_COMM_RANK( MPI_COMM_WORLD, MYRANK, IERR)
43   IF (MYRANK.EQ.0) THEN
44     CALL MPI_SEND( MPI_BOTTOM, 1, TYPE, 1, 0, MPI_COMM_WORLD, IERR)
45   ELSE
46     CALL C_ROUTINE(TYPE%MPI_VAL)
47   END IF
48   END SUBROUTINE
```

```
/* C code */
```

```
void C_ROUTINE(MPI_Fint *fhandle)
```

```
{
```

```
    MPI_Datatype type;
```

```
    MPI_Status status;
```

```
    type = MPI_Type_f2c(*fhandle);
```

```
    MPI_Recv( MPI_BOTTOM, 1, type, 0, 0, MPI_COMM_WORLD, &status);
```

```
}
```

MPI implementors may weaken these type matching rules, and allow messages to be sent with Fortran types and received with C types, and vice versa, when those types match. I.e., if the Fortran type `INTEGER` is identical to the C type `int`, then an MPI implementation may allow data to be sent with datatype `MPI_INTEGER` and be received with datatype `MPI_INT`. However, such code is not portable.

- 1
- 2
- 3
- 4
- 5
- 6
- 7
- 8
- 9
- 10
- 11
- 12
- 13
- 14
- 15
- 16
- 17
- 18
- 19
- 20
- 21
- 22
- 23
- 24
- 25
- 26
- 27
- 28
- 29
- 30
- 31
- 32
- 33
- 34
- 35
- 36
- 37
- 38
- 39
- 40
- 41
- 42
- 43
- 44
- 45
- 46
- 47
- 48

1
2
3
4
5
6
7
8
9
10
11
12
13
14
15
16
17
18
19
20
21
22
23
24
25
26
27
28
29
30
31
32
33
34
35
36
37
38
39
40
41
42
43
44
45
46
47
48

Annex A

Language Bindings Summary

In this section we summarize the specific bindings for C and Fortran. First we present the constants, type definitions, info values and keys. Then we present the routine prototypes separately for each binding. Listings are alphabetical within chapter.

A.1 Defined Values and Handles

A.1.1 Defined Constants

The C and Fortran names are listed below. Constants with the type `const int` may also be implemented as literal integer constants substituted by the preprocessor.

Error classes	
C type:	<code>const int</code> (or unnamed <code>enum</code>)
Fortran type:	<code>INTEGER</code>
	<code>MPI_SUCCESS</code>
	<code>MPI_ERR_BUFFER</code>
	<code>MPI_ERR_COUNT</code>
	<code>MPI_ERR_TYPE</code>
	<code>MPI_ERR_TAG</code>
	<code>MPI_ERR_COMM</code>
	<code>MPI_ERR_RANK</code>
	<code>MPI_ERR_REQUEST</code>
	<code>MPI_ERR_ROOT</code>
	<code>MPI_ERR_GROUP</code>
	<code>MPI_ERR_OP</code>
	<code>MPI_ERR_TOPOLOGY</code>
	<code>MPI_ERR_DIMS</code>
	<code>MPI_ERR_ARG</code>
	<code>MPI_ERR_UNKNOWN</code>
	<code>MPI_ERR_TRUNCATE</code>
	<code>MPI_ERR_OTHER</code>
	<code>MPI_ERR_INTERN</code>
	<code>MPI_ERR_PENDING</code>

(Continued on next page)

Error classes (continued)

C type: `const int` (or unnamed `enum`)Fortran type: `INTEGER`

MPI_ERR_IN_STATUS

MPI_ERR_ACCESS

MPI_ERR_AMODE

MPI_ERR_ASSERT

MPI_ERR_BAD_FILE

MPI_ERR_BASE

MPI_ERR_CONVERSION

MPI_ERR_DISP

MPI_ERR_DUP_DATAREP

[ticket380.]MPI_ERR_ENDPOINTS

MPI_ERR_FILE_EXISTS

MPI_ERR_FILE_IN_USE

MPI_ERR_FILE

MPI_ERR_INFO_KEY

MPI_ERR_INFO_NOKEY

MPI_ERR_INFO_VALUE

MPI_ERR_INFO

MPI_ERR_IO

MPI_ERR_KEYVAL

MPI_ERR_LOCKTYPE

MPI_ERR_NAME

MPI_ERR_NO_MEM

MPI_ERR_NOT_SAME

MPI_ERR_NO_SPACE

MPI_ERR_NO_SUCH_FILE

MPI_ERR_PORT

MPI_ERR_QUOTA

MPI_ERR_READ_ONLY

MPI_ERR_RMA_ATTACH

MPI_ERR_RMA_CONFLICT

MPI_ERR_RMA_RANGE

MPI_ERR_RMA_SHARED

MPI_ERR_RMA_SYNC

MPI_ERR_RMA_FLAVOR

MPI_ERR_SERVICE

MPI_ERR_SIZE

MPI_ERR_SPAWN

MPI_ERR_UNSUPPORTED_DATAREP

MPI_ERR_UNSUPPORTED_OPERATION

MPI_ERR_WIN

(Continued on next page)

Error classes (continued)C type: `const int` (or unnamed `enum`)Fortran type: `INTEGER`

MPI_T_ERR_CANNOT_INIT

MPI_T_ERR_NOT_INITIALIZED

MPI_T_ERR_MEMORY

MPI_T_ERR_INVALID_INDEX

MPI_T_ERR_INVALID_ITEM

MPI_T_ERR_INVALID_SESSION

MPI_T_ERR_INVALID_HANDLE

MPI_T_ERR_OUT_OF_HANDLES

MPI_T_ERR_OUT_OF_SESSIONS

MPI_T_ERR_CVAR_SET_NOT_NOW

MPI_T_ERR_CVAR_SET_NEVER

MPI_T_ERR_PVAR_NO_WRITE

MPI_T_ERR_PVAR_NO_STARTSTOP

MPI_T_ERR_PVAR_NO_ATOMIC

MPI_ERR_LASTCODE

Buffer Address Constants

C type: `void * const`Fortran type: (predefined memory location)¹

MPI_BOTTOMMPI_IN_PLACE

¹ Note that in Fortran these constants are not usable for initialization expressions or assignment. See Section 2.5.4 on page 15.**Assorted Constants**

C type: `const int` (or unnamed `enum`)Fortran type: `INTEGER`

MPI_PROC_NULL

MPI_ANY_SOURCE

MPI_ANY_TAG

MPI_UNDEFINED

MPI_BSEND_OVERHEAD

MPI_KEYVAL_INVALID

MPI_LOCK_EXCLUSIVE

MPI_LOCK_SHARED

MPI_ROOT

No Process Message Handle

C type: `MPI_Message`Fortran type: `INTEGER` or `TYPE(MPI_Message)`

MPI_MESSAGE_NO_PROC

Fortran Support Method Specific Constants

Fortran type: `LOGICAL`

MPI_SUBARRAYS_SUPPORTED (Fortran only)

MPI_ASYNC_PROTECTS_NONBLOCKING (Fortran only)

Status size and reserved index values (Fortran only)

 Fortran type: INTEGER

MPI_STATUS_SIZE

MPI_SOURCE

MPI_TAG

MPI_ERROR

Variable Address Size (Fortran only)

 Fortran type: INTEGER

MPI_ADDRESS_KIND

MPI_COUNT_KIND

MPI_INTEGER_KIND

MPI_OFFSET_KIND

Error-handling specifiers

 C type: MPI_Errhandler

 Fortran type: INTEGER or TYPE(MPI_Errhandler)

MPI_ERRORS_ARE_FATAL

MPI_ERRORS_RETURN

Maximum Sizes for Strings

 C type: const int (or unnamed enum)

 Fortran type: INTEGER

MPI_MAX_DATAREP_STRING

MPI_MAX_ERROR_STRING

MPI_MAX_INFO_KEY

MPI_MAX_INFO_VAL

MPI_MAX_LIBRARY_VERSION_STRING

MPI_MAX_OBJECT_NAME

MPI_MAX_PORT_NAME

MPI_MAX_PROCESSOR_NAME

 1
2
3
4
5
6
7
8
9
10
11
12
13
14
15
16
17
18
19
20
21
22
23
24
25
26
27
28
29
30
31
32
33
34
35
36
37
38
39
40
41
42
43
44
45
46
47
48

Named Predefined Datatypes	C types	
C type: MPI_Datatype		1
Fortran type: INTEGER		2
or TYPE(MPI_Datatype)		3
MPI_CHAR	char	4
	(treated as printable character)	5
MPI_SHORT	signed short int	6
MPI_INT	signed int	7
MPI_LONG	signed long	8
MPI_LONG_LONG_INT	signed long long	9
MPI_LONG_LONG (as a synonym)	signed long long	10
MPI_SIGNED_CHAR	signed char	11
	(treated as integral value)	12
MPI_UNSIGNED_CHAR	unsigned char	13
	(treated as integral value)	14
MPI_UNSIGNED_SHORT	unsigned short	15
MPI_UNSIGNED	unsigned int	16
MPI_UNSIGNED_LONG	unsigned long	17
MPI_UNSIGNED_LONG_LONG	unsigned long long	18
MPI_FLOAT	float	19
MPI_DOUBLE	double	20
MPI_LONG_DOUBLE	long double	21
MPI_WCHAR	wchar_t	22
	(defined in <stddef.h>)	23
	(treated as printable character)	24
MPI_C_BOOL	_Bool	25
MPI_INT8_T	int8_t	26
MPI_INT16_T	int16_t	27
MPI_INT32_T	int32_t	28
MPI_INT64_T	int64_t	29
MPI_UINT8_T	uint8_t	30
MPI_UINT16_T	uint16_t	31
MPI_UINT32_T	uint32_t	32
MPI_UINT64_T	uint64_t	33
MPI_AINT	MPI_Aint	34
MPI_COUNT	MPI_Count	35
MPI_OFFSET	MPI_Offset	36
MPI_C_COMPLEX	float _Complex	37
MPI_C_FLOAT_COMPLEX	float _Complex	38
MPI_C_DOUBLE_COMPLEX	double _Complex	39
MPI_C_LONG_DOUBLE_COMPLEX	long double _Complex	40
MPI_BYTE	(any C type)	41
MPI_PACKED	(any C type)	42

44

45

46

47


48

Named Predefined Datatypes	Fortran types
C type: MPI_Datatype Fortran type: INTEGER or TYPE(MPI_Datatype)	
MPI_INTEGER	INTEGER
MPI_REAL	REAL
MPI_DOUBLE_PRECISION	DOUBLE PRECISION
MPI_COMPLEX	COMPLEX
MPI_LOGICAL	LOGICAL
MPI_CHARACTER	CHARACTER(1)
MPI_AINT	INTEGER (KIND=MPI_ADDRESS_KIND)
MPI_COUNT	INTEGER (KIND=MPI_COUNT_KIND)
MPI_OFFSET	INTEGER (KIND=MPI_OFFSET_KIND)
MPI_BYTE	(any Fortran type)
MPI_PACKED	(any Fortran type)

Named Predefined Datatypes ¹	C++ types
C type: MPI_Datatype Fortran type: INTEGER or TYPE(MPI_Datatype)	
MPI_CXX_BOOL	bool
MPI_CXX_FLOAT_COMPLEX	std::complex<float>
MPI_CXX_DOUBLE_COMPLEX	std::complex<double>
MPI_CXX_LONG_DOUBLE_COMPLEX	std::complex<long double>

¹ If an accompanying C++ compiler is missing, then the MPI datatypes in this table are not defined.

Optional datatypes (Fortran)	Fortran types
C type: MPI_Datatype Fortran type: INTEGER or TYPE(MPI_Datatype)	
MPI_DOUBLE_COMPLEX	DOUBLE COMPLEX
MPI_INTEGER1	INTEGER*1
MPI_INTEGER2	INTEGER*2
MPI_INTEGER4	INTEGER*4
MPI_INTEGER8	INTEGER*8
MPI_INTEGER16	INTEGER*16
MPI_REAL2	REAL*2
MPI_REAL4	REAL*4
MPI_REAL8	REAL*8
MPI_REAL16	REAL*16
MPI_COMPLEX4	COMPLEX*4
MPI_COMPLEX8	COMPLEX*8
MPI_COMPLEX16	COMPLEX*16
MPI_COMPLEX32	COMPLEX*32

Datatypes for reduction functions (C)	1
C type: MPI_Datatype	2
Fortran type: INTEGER or TYPE(MPI_Datatype)	3
MPI_FLOAT_INT	4
MPI_DOUBLE_INT	5
MPI_LONG_INT	6
MPI_2INT	7
MPI_SHORT_INT	8
MPI_LONG_DOUBLE_INT	9
	10
Datatypes for reduction functions (Fortran)	11
C type: MPI_Datatype	12
Fortran type: INTEGER or TYPE(MPI_Datatype)	13
MPI_2REAL	14
MPI_2DOUBLE_PRECISION	15
MPI_2INTEGER	16
	17
Reserved communicators	18
C type: MPI_Comm	19
Fortran type: INTEGER or TYPE(MPI_Comm)	20
MPI_COMM_WORLD	21
MPI_COMM_SELF	22
	23
Communicator split type constants	24
C type: const int (or unnamed enum)	25
Fortran type: INTEGER	26
MPI_COMM_TYPE_SHARED	27
	28
Results of communicator and group comparisons	29
C type: const int (or unnamed enum)	30
Fortran type: INTEGER	31
MPI_IDENT	32
MPI_CONGRUENT 	33
MPI_SIMILAR	34
MPI_UNEQUAL	35
	36
Environmental inquiry info key	37
C type: MPI_Info	38
Fortran type: INTEGER or TYPE(MPI_Info)	39
MPI_INFO_ENV	40
	41
Environmental inquiry keys	42
C type: const int (or unnamed enum)	43
Fortran type: INTEGER	44
MPI_TAG_UB	45
MPI_IO	46
MPI_HOST	47
MPI_WTIME_IS_GLOBAL	48

Collective Operations

C type: MPI_Op
 Fortran type: INTEGER or TYPE(MPI_Op)

MPI_MAX
 MPI_MIN
 MPI_SUM
 MPI_PROD
 MPI_MAXLOC
 MPI_MINLOC
 MPI_BAND
 MPI_BOR
 MPI_BXOR
 MPI_LAND
 MPI_LOR
 MPI_LXOR
 MPI_REPLACE
 MPI_NO_OP

Null Handles

C/Fortran name
C type / Fortran type
MPI_GROUP_NULL
MPI_Group / INTEGER or TYPE(MPI_Group)
MPI_COMM_NULL
MPI_Comm / INTEGER or TYPE(MPI_Comm)
MPI_DATATYPE_NULL
MPI_Datatype / INTEGER or TYPE(MPI_Datatype)
MPI_REQUEST_NULL
MPI_Request / INTEGER or TYPE(MPI_Request)
MPI_OP_NULL
MPI_Op / INTEGER or TYPE(MPI_Op)
MPI_ERRHANDLER_NULL
MPI_Errhandler / INTEGER or TYPE(MPI_Errhandler)
MPI_FILE_NULL
MPI_File / INTEGER or TYPE(MPI_File)
MPI_INFO_NULL
MPI_Info / INTEGER or TYPE(MPI_Info)
MPI_WIN_NULL
MPI_Win / INTEGER or TYPE(MPI_Win)
MPI_MESSAGE_NULL
MPI_Message / INTEGER or TYPE(MPI_Message)

Empty group

C type: MPI_Group
 Fortran type: INTEGER or TYPE(MPI_Group)

MPI_GROUP_EMPTY

Topologies

C type: <code>const int</code> (or unnamed <code>enum</code>)
Fortran type: <code>INTEGER</code>
<hr/>
<code>MPI_GRAPH</code>
<code>MPI_CART</code>
<code>MPI_DIST_GRAPH</code>
<hr/>

Predefined functions

C/Fortran name
C type
/ Fortran type with <code>mpi</code> module
/ Fortran type with <code>mpi_f08</code> module
<hr/>
<code>MPI_COMM_NULL_COPY_FN</code>
<code>MPI_Comm_copy_attr_function</code>
/ <code>COMM_COPY_ATTR_FUNCTION</code> / <code>PROCEDURE(MPI_Comm_copy_attr_function)</code> ¹⁾
<code>MPI_COMM_DUP_FN</code>
<code>MPI_Comm_copy_attr_function</code>
/ <code>COMM_COPY_ATTR_FUNCTION</code> / <code>PROCEDURE(MPI_Comm_copy_attr_function)</code> ¹⁾
<code>MPI_COMM_NULL_DELETE_FN</code>
<code>MPI_Comm_delete_attr_function</code>
/ <code>COMM_DELETE_ATTR_FUNCTION</code> / <code>PROCEDURE(MPI_Comm_delete_attr_function)</code> ¹⁾
<hr/>
<code>MPI_WIN_NULL_COPY_FN</code>
<code>MPI_Win_copy_attr_function</code>
/ <code>WIN_COPY_ATTR_FUNCTION</code> / <code>PROCEDURE(MPI_Win_copy_attr_function)</code> ¹⁾
<code>MPI_WIN_DUP_FN</code>
<code>MPI_Win_copy_attr_function</code>
/ <code>WIN_COPY_ATTR_FUNCTION</code> / <code>PROCEDURE(MPI_Win_copy_attr_function)</code> ¹⁾
<code>MPI_WIN_NULL_DELETE_FN</code>
<code>MPI_Win_delete_attr_function</code>
/ <code>WIN_DELETE_ATTR_FUNCTION</code> / <code>PROCEDURE(MPI_Win_delete_attr_function)</code> ¹⁾
<hr/>
<code>MPI_TYPE_NULL_COPY_FN</code>
<code>MPI_Type_copy_attr_function</code>
/ <code>TYPE_COPY_ATTR_FUNCTION</code> / <code>PROCEDURE(MPI_Type_copy_attr_function)</code> ¹⁾
<code>MPI_TYPE_DUP_FN</code>
<code>MPI_Type_copy_attr_function</code>
/ <code>TYPE_COPY_ATTR_FUNCTION</code> / <code>PROCEDURE(MPI_Type_copy_attr_function)</code> ¹⁾
<code>MPI_TYPE_NULL_DELETE_FN</code>
<code>MPI_Type_delete_attr_function</code>
/ <code>TYPE_DELETE_ATTR_FUNCTION</code> / <code>PROCEDURE(MPI_Type_delete_attr_function)</code> ¹⁾
<hr/>
<code>MPI_CONVERSION_FN_NULL</code>
<code>MPI_Datarep_conversion_function</code>
/ <code>DATAREP_CONVERSION_FUNCTION</code> / <code>PROCEDURE(MPI_Datarep_conversion_function)</code> ¹⁾

¹⁾ See the advice to implementors (on page 271) and advice to users (on page 271) on the predefined Fortran functions `MPI_COMM_NULL_COPY_FN`, ... in Section 6.7.2 on page 268.

1	
2	
3	
4	
5	
6	
7	
8	
9	
10	
11	
12	
13	
14	
15	
16	
17	
18	
19	
20	
21	
22	
23	
24	
25	
26	
27	
28	
29	
30	
31	
32	
33	
34	
35	
36	
37	
38	
39	
40	
41	
42	
43	
44	
45	
46	
47	
48	

Deprecated predefined functions

C/Fortran name

C type / Fortran type with `mpi` module

`MPI_NULL_COPY_FN`

`MPI_Copy_function` / `COPY_FUNCTION`

`MPI_DUP_FN`

`MPI_Copy_function` / `COPY_FUNCTION`

`MPI_NULL_DELETE_FN`

`MPI_Delete_function` / `DELETE_FUNCTION`

Predefined Attribute Keys

C type: `const int` (or unnamed `enum`)

Fortran type: `INTEGER`

`MPI_APPNUM`

`MPI_LASTUSED`

`MPI_UNIVERSE_SIZE`

`MPI_WIN_BASE`

`MPI_WIN_DISP_UNIT`

`MPI_WIN_SIZE`

`MPI_WIN_CREATE_FLAVOR`

`MPI_WIN_MODEL`

MPI Window Create Flavors

C type: `const int` (or unnamed `enum`)

Fortran type: `INTEGER`

`MPI_WIN_FLAVOR_CREATE`

`MPI_WIN_FLAVOR_ALLOCATE`

`MPI_WIN_FLAVOR_DYNAMIC`

`MPI_WIN_FLAVOR_SHARED`

MPI Window Models

C type: `const int` (or unnamed `enum`)

Fortran type: `INTEGER`

`MPI_WIN_SEPARATE`

`MPI_WIN_UNIFIED`

Mode Constants	1
C type: <code>const int</code> (or unnamed <code>enum</code>)	2
Fortran type: <code>INTEGER</code>	3
<hr/>	
<code>MPI_MODE_APPEND</code>	4
<code>MPI_MODE_CREATE</code>	5
<code>MPI_MODE_DELETE_ON_CLOSE</code>	6
<code>MPI_MODE_EXCL</code>	7
<code>MPI_MODE_NOCHECK</code>	8
<code>MPI_MODE_NOPRECEDE</code>	9
<code>MPI_MODE_NOPUT</code>	10
<code>MPI_MODE_NOSTORE</code>	11
<code>MPI_MODE_NOSUCCEED</code>	12
<code>MPI_MODE_RDONLY</code>	13
<code>MPI_MODE_RDWR</code>	14
<code>MPI_MODE_SEQUENTIAL</code>	15
<code>MPI_MODE_UNIQUE_OPEN</code>	16
<code>MPI_MODE_WRONLY</code>	17
<hr/>	
Datatype Decoding Constants	18
C type: <code>const int</code> (or unnamed <code>enum</code>)	19
Fortran type: <code>INTEGER</code>	20
<hr/>	
<code>MPI_COMBINER_CONTIGUOUS</code>	21
<code>MPI_COMBINER_DARRAY</code>	22
<code>MPI_COMBINER_DUP</code>	23
<code>MPI_COMBINER_F90_COMPLEX</code>	24
<code>MPI_COMBINER_F90_INTEGER</code>	25
<code>MPI_COMBINER_F90_REAL</code>	26
<code>MPI_COMBINER_HINDEXED</code>	27
<code>MPI_COMBINER_HVECTOR</code>	28
<code>MPI_COMBINER_INDEXED_BLOCK</code>	29
<code>MPI_COMBINER_HINDEXED_BLOCK</code>	30
<code>MPI_COMBINER_INDEXED</code>	31
<code>MPI_COMBINER_NAMED</code>	32
<code>MPI_COMBINER_RESIZED</code>	33
<code>MPI_COMBINER_STRUCT</code>	34
<code>MPI_COMBINER_SUBARRAY</code>	35
<code>MPI_COMBINER_VECTOR</code>	36
<hr/>	
Threads Constants	37
C type: <code>const int</code> (or unnamed <code>enum</code>)	38
Fortran type: <code>INTEGER</code>	39
<hr/>	
<code>MPI_THREAD_FUNNELED</code>	40
<code>MPI_THREAD_MULTIPLE</code>	41
<code>MPI_THREAD_SERIALIZED</code>	42
<code>MPI_THREAD_SINGLE</code>	43
<hr/>	
	44
	45
	46
	47
	48

File Operation Constants, Part 1

C type: `const MPI_Offset` (or unnamed `enum`)
 Fortran type: `INTEGER (KIND=MPI_OFFSET_KIND)`

`MPI_DISPLACEMENT_CURRENT`

File Operation Constants, Part 2

C type: `const int` (or unnamed `enum`)
 Fortran type: `INTEGER`

`MPI_DISTRIBUTE_BLOCK`
`MPI_DISTRIBUTE_CYCLIC`
`MPI_DISTRIBUTE_DFLT_DARG`
`MPI_DISTRIBUTE_NONE`
`MPI_ORDER_C`
`MPI_ORDER_FORTRAN`
`MPI_SEEK_CUR`
`MPI_SEEK_END`
`MPI_SEEK_SET`

F90 Datatype Matching Constants

C type: `const int` (or unnamed `enum`)
 Fortran type: `INTEGER`

`MPI_TYPECLASS_COMPLEX`
`MPI_TYPECLASS_INTEGER`
`MPI_TYPECLASS_REAL`

Constants Specifying Empty or Ignored Input

C/Fortran name
 C type / Fortran type¹

`MPI_ARGVS_NULL`
`char***` / 2-dim. array of `CHARACTER*(*)`

`MPI_ARGV_NULL`
`char**` / array of `CHARACTER*(*)`

`MPI_ERRCODES_IGNORE`
`int*` / `INTEGER` array

`MPI_STATUSES_IGNORE`
`MPI_Status*` / `INTEGER, DIMENSION(MPI_STATUS_SIZE,*)`
 or `TYPE(MPI_Status), DIMENSION(*)`

`MPI_STATUS_IGNORE`
`MPI_Status*` / `INTEGER, DIMENSION(MPI_STATUS_SIZE)`
 or `TYPE(MPI_Status)`

`MPI_UNWEIGHTED`
`int*` / `INTEGER` array

`MPI_WEIGHTS_EMPTY`
`int*` / `INTEGER` array

¹ Note that in Fortran these constants are not usable for initialization expressions or assignment. See Section 2.5.4 on page 15.

C Constants Specifying Ignored Input (no Fortran)

C type: MPI_Fint*	equivalent to Fortran	1
MPI_F_STATUSES_IGNORE	MPI_STATUSES_IGNORE in <code>mpi / mpif.h</code>	2
MPI_F_STATUS_IGNORE	MPI_STATUS_IGNORE in <code>mpi / mpif.h</code>	3
C type: MPI_F08_status*	equivalent to Fortran	4
MPI_F08_STATUSES_IGNORE	MPI_STATUSES_IGNORE in <code>mpi_f08</code>	5
MPI_F08_STATUS_IGNORE	MPI_STATUS_IGNORE in <code>mpi_f08</code>	6

C preprocessor Constants and Fortran ParametersC type: C-preprocessor macro that expands to an `int` valueFortran type: `INTEGER`

MPI_SUBVERSION

MPI_VERSION

Null handles used in the MPI tool information interface

MPI_T_ENUM_NULL

MPI_T_enum

MPI_T_CVAR_HANDLE_NULL

MPI_T_cvar_handle

MPI_T_PVAR_HANDLE_NULL

MPI_T_pvar_handle

MPI_T_PVAR_SESSION_NULL

MPI_T_pvar_session

Verbosity Levels in the MPI tool information interfaceC type: `const int` (or unnamed `enum`)Fortran type: `INTEGER`

MPI_T_VERBOSITY_USER_BASIC

MPI_T_VERBOSITY_USER_DETAIL

MPI_T_VERBOSITY_USER_ALL

MPI_T_VERBOSITY_TUNER_BASIC

MPI_T_VERBOSITY_TUNER_DETAIL

MPI_T_VERBOSITY_TUNER_ALL

MPI_T_VERBOSITY_MPIDEV_BASIC

MPI_T_VERBOSITY_MPIDEV_DETAIL

MPI_T_VERBOSITY_MPIDEV_ALL

1 **Constants to identify associations of variables**
 2 **in the MPI tool information interface**

3 C type: `const int` (or unnamed `enum`)

4 Fortran type: `INTEGER`

5 MPI_T_BIND_NO_OBJECT
 6 MPI_T_BIND_MPI_COMM
 7 MPI_T_BIND_MPI_DATATYPE
 8 MPI_T_BIND_MPI_ERRHANDLER
 9 MPI_T_BIND_MPI_FILE
 10 MPI_T_BIND_MPI_GROUP
 11 MPI_T_BIND_MPI_OP
 12 MPI_T_BIND_MPI_REQUEST
 13 MPI_T_BIND_MPI_WIN
 14 MPI_T_BIND_MPI_MESSAGE
 15 MPI_T_BIND_MPI_INFO

16
 17 **Constants describing the scope of a control variable**
 18 **in the MPI tool information interface**

19 C type: `const int` (or unnamed `enum`)

20 Fortran type: `INTEGER`

21 MPI_T_SCOPE_CONSTANT
 22 MPI_T_SCOPE_READONLY
 23 MPI_T_SCOPE_LOCAL
 24 MPI_T_SCOPE_GROUP
 25 MPI_T_SCOPE_GROUP_EQ
 26 MPI_T_SCOPE_ALL
 27 MPI_T_SCOPE_ALL_EQ

28
 29 **Additional constants used**
 30 **by the MPI tool information interface**

31 C type: `MPI_T_pvar_handle`

32 MPI_T_PVAR_ALL_HANDLES

33
 34 **Performance variables classes used by the**
 35 **MPI tool information interface**

36 C type: `const int` (or unnamed `enum`)

37 Fortran type: `INTEGER`

38 MPI_T_PVAR_CLASS_STATE
 39 MPI_T_PVAR_CLASS_LEVEL
 40 MPI_T_PVAR_CLASS_SIZE
 41 MPI_T_PVAR_CLASS_PERCENTAGE
 42 MPI_T_PVAR_CLASS_HIGHWATERMARK
 43 MPI_T_PVAR_CLASS_LOWWATERMARK
 44 MPI_T_PVAR_CLASS_COUNTER
 45 MPI_T_PVAR_CLASS_AGGREGATE
 46 MPI_T_PVAR_CLASS_TIMER
 47 MPI_T_PVAR_CLASS_GENERIC

48

A.1.2 Types

The following are defined C type definitions, included in the file `mpi.h`.

```
/* C opaque types */
```

```
MPI_Aint
```

```
MPI_Count
```

```
MPI_Fint
```

```
MPI_Offset
```

```
MPI_Status
```

```
MPI_F08_status
```

```
/* C handles to assorted structures */
```

```
MPI_Comm
```

```
MPI_Datatype
```

```
MPI_Errhandler
```

```
MPI_File
```

```
MPI_Group
```

```
MPI_Info
```

```
MPI_Message
```

```
MPI_Op
```

```
MPI_Request
```

```
MPI_Win
```

```
/* Types for the MPI_T interface */
```

```
MPI_T_enum
```

```
MPI_T_cvar_handle
```

```
MPI_T_pvar_handle
```

```
MPI_T_pvar_session
```

The following are defined Fortran type definitions, included in the `mpi_f08` and `mpi` modules.

```
! Fortran opaque types in the mpi_f08 and mpi modules
```

```
TYPE(MPI_Status)
```

```
! Fortran handles in the mpi_f08 and mpi modules
```

```
TYPE(MPI_Comm)
```

```
TYPE(MPI_Datatype)
```

```
TYPE(MPI_Errhandler)
```

```
TYPE(MPI_File)
```

```
TYPE(MPI_Group)
```

```
TYPE(MPI_Info)
```

```
TYPE(MPI_Op)
```

```
TYPE(MPI_Request)
```

```
TYPE(MPI_Win)
```

1 A.1.3 Prototype Definitions

2 C Bindings

3 The following are defined C typedefs for user-defined functions, also included in the file
4 `mpi.h`.

```

5
6
7 /* prototypes for user-defined functions */
8 typedef void MPI_User_function(void *invec, void *inoutvec, int *len,
9     MPI_Datatype *datatype);
10
11 typedef int MPI_Comm_copy_attr_function(MPI_Comm oldcomm,
12     int comm_keyval, void *extra_state, void *attribute_val_in,
13     void *attribute_val_out, int *flag);
14 typedef int MPI_Comm_delete_attr_function(MPI_Comm comm,
15     int comm_keyval, void *attribute_val, void *extra_state);
16
17 typedef int MPI_Win_copy_attr_function(MPI_Win oldwin, int win_keyval,
18     void *extra_state, void *attribute_val_in,
19     void *attribute_val_out, int *flag);
20 typedef int MPI_Win_delete_attr_function(MPI_Win win, int win_keyval,
21     void *attribute_val, void *extra_state);
22
23 typedef int MPI_Type_copy_attr_function(MPI_Datatype oldtype,
24     int type_keyval, void *extra_state,
25     void *attribute_val_in, void *attribute_val_out, int *flag);
26 typedef int MPI_Type_delete_attr_function(MPI_Datatype datatype,
27     int type_keyval, void *attribute_val, void *extra_state);
28
29 typedef void MPI_Comm_errhandler_function(MPI_Comm *, int *, ...);
30 typedef void MPI_Win_errhandler_function(MPI_Win *, int *, ...);
31 typedef void MPI_File_errhandler_function(MPI_File *, int *, ...);
32
33 typedef int MPI_Grequest_query_function(void *extra_state,
34     MPI_Status *status);
35 typedef int MPI_Grequest_free_function(void *extra_state);
36 typedef int MPI_Grequest_cancel_function(void *extra_state, int complete);
37
38 typedef int MPI_Datarep_extent_function(MPI_Datatype datatype,
39     MPI_Aint *file_extent, void *extra_state);
40 typedef int MPI_Datarep_conversion_function(void *userbuf,
41     MPI_Datatype datatype, int count, void *filebuf,
42     MPI_Offset position, void *extra_state);
43

```

44 Fortran 2008 Bindings with the `mpi_f08` Module

45 The callback prototypes when using the Fortran `mpi_f08` module are shown below:

46 The user-function argument to `MPI_Op_create` should be declared according to:

```

47 ABSTRACT INTERFACE
48

```

```

SUBROUTINE MPI_User_function(invec, inoutvec, len, datatype) BIND(C)
  USE, INTRINSIC :: ISO_C_BINDING, ONLY : C_PTR
  TYPE(C_PTR), VALUE :: invec, inoutvec
  INTEGER :: len
  TYPE(MPI_Datatype) :: datatype

```

The copy and delete function arguments to MPI_Comm_create_keyval should be declared according to:

ABSTRACT INTERFACE

```

SUBROUTINE MPI_Comm_copy_attr_function(oldcomm, comm_keyval, extra_state,
  attribute_val_in, attribute_val_out, flag, ierror) BIND(C)
  TYPE(MPI_Comm) :: oldcomm
  INTEGER :: comm_keyval, ierror
  INTEGER(KIND=MPI_ADDRESS_KIND) :: extra_state, attribute_val_in,
  attribute_val_out
  LOGICAL :: flag

```

ABSTRACT INTERFACE

```

SUBROUTINE MPI_Comm_delete_attr_function(comm, comm_keyval,
  attribute_val, extra_state, ierror) BIND(C)
  TYPE(MPI_Comm) :: comm
  INTEGER :: comm_keyval, ierror
  INTEGER(KIND=MPI_ADDRESS_KIND) :: attribute_val, extra_state

```

The copy and delete function arguments to MPI_Win_create_keyval should be declared according to:

ABSTRACT INTERFACE

```

SUBROUTINE MPI_Win_copy_attr_function(oldwin, win_keyval, extra_state,
  attribute_val_in, attribute_val_out, flag, ierror) BIND(C)
  TYPE(MPI_Win) :: oldwin
  INTEGER :: win_keyval, ierror
  INTEGER(KIND=MPI_ADDRESS_KIND) :: extra_state, attribute_val_in,
  attribute_val_out
  LOGICAL :: flag

```

ABSTRACT INTERFACE

```

SUBROUTINE MPI_Win_delete_attr_function(win, win_keyval, attribute_val,
  extra_state, ierror) BIND(C)
  TYPE(MPI_Win) :: win
  INTEGER :: win_keyval, ierror
  INTEGER(KIND=MPI_ADDRESS_KIND) :: attribute_val, extra_state

```

The copy and delete function arguments to MPI_Type_create_keyval should be declared according to:

ABSTRACT INTERFACE

```

SUBROUTINE MPI_Type_copy_attr_function(oldtype, type_keyval, extra_state,
  attribute_val_in, attribute_val_out, flag, ierror) BIND(C)
  TYPE(MPI_Datatype) :: oldtype
  INTEGER :: type_keyval, ierror
  INTEGER(KIND=MPI_ADDRESS_KIND) :: extra_state, attribute_val_in,

```

```

1     attribute_val_out
2     LOGICAL :: flag

```

```

3
4 ABSTRACT INTERFACE
5     SUBROUTINE MPI_Type_delete_attr_function(datatype, type_keyval,
6     attribute_val, extra_state, ierror) BIND(C)
7         TYPE(MPI_Datatype) :: datatype
8         INTEGER :: type_keyval, ierror
9         INTEGER(KIND=MPI_ADDRESS_KIND) :: attribute_val, extra_state

```

10 The handler-function argument to MPI_Comm_create_errhandler should be declared
11 like this:

```

12 ABSTRACT INTERFACE
13     SUBROUTINE MPI_Comm_errhandler_function(comm, error_code) BIND(C)
14         TYPE(MPI_Comm) :: comm
15         INTEGER :: error_code

```

16 The handler-function argument to MPI_Win_create_errhandler should be declared like
17 this:

```

18
19 ABSTRACT INTERFACE
20     SUBROUTINE MPI_Win_errhandler_function(win, error_code) BIND(C)
21         TYPE(MPI_Win) :: win
22         INTEGER :: error_code

```

23 The handler-function argument to MPI_File_create_errhandler should be declared like
24 this:

```

25 ABSTRACT INTERFACE
26     SUBROUTINE MPI_File_errhandler_function(file, error_code) BIND(C)
27         TYPE(MPI_File) :: file
28         INTEGER :: error_code

```

29 The query, free, and cancel function arguments to MPI_Grequest_start should be de-
30 clared according to:

```

31
32 ABSTRACT INTERFACE
33     SUBROUTINE MPI_Grequest_query_function(extra_state, status, ierror)
34     BIND(C)
35         TYPE(MPI_Status) :: status
36         INTEGER :: ierror
37         INTEGER(KIND=MPI_ADDRESS_KIND) :: extra_state

```

```

38 ABSTRACT INTERFACE
39     SUBROUTINE MPI_Grequest_free_function(extra_state, ierror) BIND(C)
40         INTEGER :: ierror
41         INTEGER(KIND=MPI_ADDRESS_KIND) :: extra_state

```

```

42
43 ABSTRACT INTERFACE
44     SUBROUTINE MPI_Grequest_cancel_function(extra_state, complete, ierror)
45     BIND(C)
46         INTEGER :: ierror
47         INTEGER(KIND=MPI_ADDRESS_KIND) :: extra_state
48         LOGICAL :: complete

```

The extent and conversion function arguments to MPI_Register_datarep should be declared according to:

```
ABSTRACT INTERFACE
```

```
  SUBROUTINE MPI_Datarep_extent_function(datatype, extent, extra_state,
    ierror) BIND(C)
```

```
    TYPE(MPI_Datatype) :: datatype
```

```
    INTEGER(KIND=MPI_ADDRESS_KIND) :: extent, extra_state
```

```
    INTEGER :: ierror
```

```
ABSTRACT INTERFACE
```

```
  SUBROUTINE MPI_Datarep_conversion_function(userbuf, datatype, count,
    filebuf, position, extra_state, ierror) BIND(C)
```

```
    USE, INTRINSIC :: ISO_C_BINDING, ONLY : C_PTR
```

```
    TYPE(C_PTR), VALUE :: userbuf, filebuf
```

```
    TYPE(MPI_Datatype) :: datatype
```

```
    INTEGER :: count, ierror
```

```
    INTEGER(KIND=MPI_OFFSET_KIND) :: position
```

```
    INTEGER(KIND=MPI_ADDRESS_KIND) :: extra_state
```

Fortran Bindings with mpif.h or the mpi Module

With the Fortran mpi module or mpif.h, here are examples of how each of the user-defined subroutines should be declared.

The user-function argument to MPI_OP_CREATE should be declared like this:

```
SUBROUTINE USER_FUNCTION(INVEC, INOUTVEC, LEN, DATATYPE)
```

```
  <type> INVEC(LEN), INOUTVEC(LEN)
```

```
  INTEGER LEN, DATATYPE
```

The copy and delete function arguments to MPI_COMM_CREATE_KEYVAL should be declared like these:

```
SUBROUTINE COMM_COPY_ATTR_FUNCTION(OLDCOMM, COMM_KEYVAL, EXTRA_STATE,
```

```
  ATTRIBUTE_VAL_IN, ATTRIBUTE_VAL_OUT, FLAG, IERROR)
```

```
  INTEGER OLDCOMM, COMM_KEYVAL, IERROR
```

```
  INTEGER(KIND=MPI_ADDRESS_KIND) EXTRA_STATE, ATTRIBUTE_VAL_IN,
```

```
  ATTRIBUTE_VAL_OUT
```

```
  LOGICAL FLAG
```

```
SUBROUTINE COMM_DELETE_ATTR_FUNCTION(COMM, COMM_KEYVAL, ATTRIBUTE_VAL,
```

```
  EXTRA_STATE, IERROR)
```

```
  INTEGER COMM, COMM_KEYVAL, IERROR
```

```
  INTEGER(KIND=MPI_ADDRESS_KIND) ATTRIBUTE_VAL, EXTRA_STATE
```

The copy and delete function arguments to MPI_WIN_CREATE_KEYVAL should be declared like these:

```
SUBROUTINE WIN_COPY_ATTR_FUNCTION(OLDWIN, WIN_KEYVAL, EXTRA_STATE,
```

```
  ATTRIBUTE_VAL_IN, ATTRIBUTE_VAL_OUT, FLAG, IERROR)
```

```

1  INTEGER OLDWIN, WIN_KEYVAL, IERROR
2  INTEGER(KIND=MPI_ADDRESS_KIND) EXTRA_STATE, ATTRIBUTE_VAL_IN,
3      ATTRIBUTE_VAL_OUT
4  LOGICAL FLAG
5
6  SUBROUTINE WIN_DELETE_ATTR_FUNCTION(WIN, WIN_KEYVAL, ATTRIBUTE_VAL,
7      EXTRA_STATE, IERROR)
8  INTEGER WIN, WIN_KEYVAL, IERROR
9  INTEGER(KIND=MPI_ADDRESS_KIND) ATTRIBUTE_VAL, EXTRA_STATE

```

The copy and delete function arguments to MPI_TYPE_CREATE_KEYVAL should be declared like these:

```

13
14 SUBROUTINE TYPE_COPY_ATTR_FUNCTION(OLDTYPE, TYPE_KEYVAL, EXTRA_STATE,
15     ATTRIBUTE_VAL_IN, ATTRIBUTE_VAL_OUT, FLAG, IERROR)
16 INTEGER OLDTYPE, TYPE_KEYVAL, IERROR
17 INTEGER(KIND=MPI_ADDRESS_KIND) EXTRA_STATE,
18     ATTRIBUTE_VAL_IN, ATTRIBUTE_VAL_OUT
19 LOGICAL FLAG
20
21 SUBROUTINE TYPE_DELETE_ATTR_FUNCTION(DATATYPE, TYPE_KEYVAL, ATTRIBUTE_VAL,
22     EXTRA_STATE, IERROR)
23 INTEGER DATATYPE, TYPE_KEYVAL, IERROR
24 INTEGER(KIND=MPI_ADDRESS_KIND) ATTRIBUTE_VAL, EXTRA_STATE

```

The handler-function argument to MPI_COMM_CREATE_ERRHANDLER should be declared like this:

```

28
29 SUBROUTINE COMM_ERRHANDLER_FUNCTION(COMM, ERROR_CODE)
30 INTEGER COMM, ERROR_CODE

```

The handler-function argument to MPI_WIN_CREATE_ERRHANDLER should be declared like this:

```

34
35 SUBROUTINE WIN_ERRHANDLER_FUNCTION(WIN, ERROR_CODE)
36 INTEGER WIN, ERROR_CODE

```

The handler-function argument to MPI_FILE_CREATE_ERRHANDLER should be declared like this:

```

40
41 SUBROUTINE FILE_ERRHANDLER_FUNCTION(FILE, ERROR_CODE)
42 INTEGER FILE, ERROR_CODE

```

The query, free, and cancel function arguments to MPI_GREQUEST_START should be declared like these:

```

45
46 SUBROUTINE GREQUEST_QUERY_FUNCTION(EXTRA_STATE, STATUS, IERROR)
47 INTEGER STATUS(MPI_STATUS_SIZE), IERROR
48 INTEGER(KIND=MPI_ADDRESS_KIND) EXTRA_STATE

```



```

SUBROUTINE GREQUEST_FREE_FUNCTION(EXTRA_STATE, IERROR)
  INTEGER IERROR
  INTEGER(KIND=MPI_ADDRESS_KIND) EXTRA_STATE

```

```

SUBROUTINE GREQUEST_CANCEL_FUNCTION(EXTRA_STATE, COMPLETE, IERROR)
  INTEGER IERROR
  INTEGER(KIND=MPI_ADDRESS_KIND) EXTRA_STATE
  LOGICAL COMPLETE

```

The extent and conversion function arguments to MPI_REGISTER_DATAREP should be declared like these:

```

SUBROUTINE DATAREP_EXTENT_FUNCTION(DATATYPE, EXTENT, EXTRA_STATE, IERROR)
  INTEGER DATATYPE, IERROR
  INTEGER(KIND=MPI_ADDRESS_KIND) EXTENT, EXTRA_STATE

```

```

SUBROUTINE DATAREP_CONVERSION_FUNCTION(USERBUF, DATATYPE, COUNT, FILEBUF,
  POSITION, EXTRA_STATE, IERROR)
  <TYPE> USERBUF(*), FILEBUF(*)
  INTEGER COUNT, DATATYPE, IERROR
  INTEGER(KIND=MPI_OFFSET_KIND) POSITION
  INTEGER(KIND=MPI_ADDRESS_KIND) EXTRA_STATE

```

A.1.4 Deprecated Prototype Definitions

The following are defined C typedefs for deprecated user-defined functions, also included in the file `mpi.h`.

```

/* prototypes for user-defined functions */
typedef int MPI_Copy_function(MPI_Comm oldcomm, int keyval,
  void *extra_state, void *attribute_val_in,
  void *attribute_val_out, int *flag);
typedef int MPI_Delete_function(MPI_Comm comm, int keyval,
  void *attribute_val, void *extra_state);

```

The following are deprecated Fortran user-defined callback subroutine prototypes. The deprecated copy and delete function arguments to MPI_KEYVAL_CREATE should be declared like these:

```

SUBROUTINE COPY_FUNCTION(OLDCOMM, KEYVAL, EXTRA_STATE,
  ATTRIBUTE_VAL_IN, ATTRIBUTE_VAL_OUT, FLAG, IERR)
  INTEGER OLDCOMM, KEYVAL, EXTRA_STATE, ATTRIBUTE_VAL_IN,
  ATTRIBUTE_VAL_OUT, IERR
  LOGICAL FLAG

```

```

SUBROUTINE DELETE_FUNCTION(COMM, KEYVAL, ATTRIBUTE_VAL, EXTRA_STATE, IERR)
  INTEGER COMM, KEYVAL, ATTRIBUTE_VAL, EXTRA_STATE, IERR

```

1 A.1.5 Info Keys

2 The following info keys are reserved. They are strings.

3 access_style
4 appnum
5 arch
6 cb_block_size
7 cb_buffer_size
8 cb_nodes
9 chunked_item
10 chunked_size
11 chunked
12 collective_buffering
13 file_perm
14 filename
15 file
16 host
17 io_node_list
18 ip_address
19 ip_port
20 nb_proc
21 no_locks
22 num_io_nodes
23 path
24 **same_num_ep**
25 soft
26 striping_factor
27 striping_unit
28 wdir

ticket380.

31 A.1.6 Info Values

32 The following info values are reserved. They are strings.

33 false
34 random
35 read_mostly
36 read_once
37 reverse_sequential
38 sequential
39 true
40 write_mostly
41 write_once

42
43
44
45
46
47
48

A.2 C Bindings

A.2.1 Point-to-Point Communication C Bindings

```
int MPI_Bsend(const void* buf, int count, MPI_Datatype datatype, int dest,  
             int tag, MPI_Comm comm)  
  
int MPI_Bsend_init(const void* buf, int count, MPI_Datatype datatype,  
                 int dest, int tag, MPI_Comm comm, MPI_Request *request)  
  
int MPI_Buffer_attach(void* buffer, int size)  
  
int MPI_Buffer_detach(void* buffer_addr, int* size)  
  
int MPI_Cancel(MPI_Request *request)  
  
int MPI_Get_count(const MPI_Status *status, MPI_Datatype datatype,  
                int *count)  
  
int MPI_Ibsend(const void* buf, int count, MPI_Datatype datatype, int dest,  
             int tag, MPI_Comm comm, MPI_Request *request)  
  
int MPI_Improbe(int source, int tag, MPI_Comm comm, int *flag,  
              MPI_Message *message, MPI_Status *status)  
  
int MPI_Imrecv(void* buf, int count, MPI_Datatype datatype,  
             MPI_Message *message, MPI_Request *request)  
  
int MPI_Iprobe(int source, int tag, MPI_Comm comm, int *flag,  
             MPI_Status *status)  
  
int MPI_Irecv(void* buf, int count, MPI_Datatype datatype, int source,  
            int tag, MPI_Comm comm, MPI_Request *request)  
  
int MPI_Irsend(const void* buf, int count, MPI_Datatype datatype, int dest,  
            int tag, MPI_Comm comm, MPI_Request *request)  
  
int MPI_Isend(const void* buf, int count, MPI_Datatype datatype, int dest,  
            int tag, MPI_Comm comm, MPI_Request *request)  
  
int MPI_Issend(const void* buf, int count, MPI_Datatype datatype, int dest,  
            int tag, MPI_Comm comm, MPI_Request *request)  
  
int MPI_Mprobe(int source, int tag, MPI_Comm comm, MPI_Message *message,  
             MPI_Status *status)  
  
int MPI_Mrecv(void* buf, int count, MPI_Datatype datatype,  
            MPI_Message *message, MPI_Status *status)  
  
int MPI_Probe(int source, int tag, MPI_Comm comm, MPI_Status *status)  
  
int MPI_Recv(void* buf, int count, MPI_Datatype datatype, int source,  
            int tag, MPI_Comm comm, MPI_Status *status)  
  
int MPI_Recv_init(void* buf, int count, MPI_Datatype datatype, int source,  
                int tag, MPI_Comm comm, MPI_Request *request)
```

```
1 int MPI_Request_free(MPI_Request *request)
2
3 int MPI_Request_get_status(MPI_Request request, int *flag,
4     MPI_Status *status)
5
6 int MPI_Rsend(const void* buf, int count, MPI_Datatype datatype, int dest,
7     int tag, MPI_Comm comm)
8
9 int MPI_Rsend_init(const void* buf, int count, MPI_Datatype datatype,
10     int dest, int tag, MPI_Comm comm, MPI_Request *request)
11
12 int MPI_Send(const void* buf, int count, MPI_Datatype datatype, int dest,
13     int tag, MPI_Comm comm)
14
15 int MPI_Send_init(const void* buf, int count, MPI_Datatype datatype,
16     int dest, int tag, MPI_Comm comm, MPI_Request *request)
17
18 int MPI_Sendrecv(const void *sendbuf, int sendcount, MPI_Datatype sendtype,
19     int dest, int sendtag, void *recvbuf, int recvcount,
20     MPI_Datatype recvtype, int source, int recvtag, MPI_Comm comm,
21     MPI_Status *status)
22
23 int MPI_Sendrecv_replace(void* buf, int count, MPI_Datatype datatype,
24     int dest, int sendtag, int source, int recvtag, MPI_Comm comm,
25     MPI_Status *status)
26
27 int MPI_Ssend(const void* buf, int count, MPI_Datatype datatype, int dest,
28     int tag, MPI_Comm comm)
29
30 int MPI_Ssend_init(const void* buf, int count, MPI_Datatype datatype,
31     int dest, int tag, MPI_Comm comm, MPI_Request *request)
32
33 int MPI_Start(MPI_Request *request)
34
35 int MPI_Startall(int count, MPI_Request array_of_requests[])
36
37 int MPI_Test(MPI_Request *request, int *flag, MPI_Status *status)
38
39 int MPI_Test_cancelled(const MPI_Status *status, int *flag)
40
41 int MPI_Testall(int count, MPI_Request array_of_requests[], int *flag,
42     MPI_Status array_of_statuses[])
43
44 int MPI_Testany(int count, MPI_Request array_of_requests[], int *index,
45     int *flag, MPI_Status *status)
46
47 int MPI_Testsome(int incount, MPI_Request array_of_requests[],
48     int *outcount, int array_of_indices[],
49     MPI_Status array_of_statuses[])
50
51 int MPI_Wait(MPI_Request *request, MPI_Status *status)
52
53 int MPI_Waitall(int count, MPI_Request array_of_requests[],
54     MPI_Status array_of_statuses[])
55
56 int MPI_Waitany(int count, MPI_Request array_of_requests[], int *index,
```



```
1 int MPI_Type_create_resized(MPI_Datatype oldtype, MPI_Aint lb, MPI_Aint
2     extent, MPI_Datatype *newtype)
3
4 int MPI_Type_create_struct(int count, const int array_of_blocklengths[],
5     const MPI_Aint array_of_displacements[], const
6     MPI_Datatype array_of_types[], MPI_Datatype *newtype)
7
8 int MPI_Type_create_subarray(int ndims, const int array_of_sizes[], const
9     int array_of_subsizes[], const int array_of_starts[], int
10    order, MPI_Datatype oldtype, MPI_Datatype *newtype)
11
12 int MPI_Type_dup(MPI_Datatype oldtype, MPI_Datatype *newtype)
13
14 int MPI_Type_free(MPI_Datatype *datatype)
15
16 int MPI_Type_get_contents(MPI_Datatype datatype, int max_integers,
17     int max_addresses, int max_datatypes, int array_of_integers[],
18     MPI_Aint array_of_addresses[],
19     MPI_Datatype array_of_datatypes[])
20
21 int MPI_Type_get_envelope(MPI_Datatype datatype, int *num_integers,
22     int *num_addresses, int *num_datatypes, int *combiner)
23
24 int MPI_Type_get_extent(MPI_Datatype datatype, MPI_Aint *lb,
25     MPI_Aint *extent)
26
27 int MPI_Type_get_extent_x(MPI_Datatype datatype, MPI_Count *lb,
28     MPI_Count *extent)
29
30 int MPI_Type_get_true_extent(MPI_Datatype datatype, MPI_Aint *true_lb,
31     MPI_Aint *true_extent)
32
33 int MPI_Type_get_true_extent_x(MPI_Datatype datatype, MPI_Count *true_lb,
34     MPI_Count *true_extent)
35
36 int MPI_Type_indexed(int count, const int array_of_blocklengths[], const
37     int array_of_displacements[], MPI_Datatype oldtype,
38     MPI_Datatype *newtype)
39
40 int MPI_Type_size(MPI_Datatype datatype, int *size)
41
42 int MPI_Type_size_x(MPI_Datatype datatype, MPI_Count *size)
43
44 int MPI_Type_vector(int count, int blocklength, int stride,
45     MPI_Datatype oldtype, MPI_Datatype *newtype)
46
47 int MPI_Unpack(const void* inbuf, int insize, int *position, void *outbuf,
48     int outcount, MPI_Datatype datatype, MPI_Comm comm)
```

A.2.3 Collective Communication C Bindings

```
int MPI_Allgather(const void* sendbuf, int sendcount,
                 MPI_Datatype sendtype, void* recvbuf, int recvcount,
                 MPI_Datatype recvttype, MPI_Comm comm)
int MPI_Allgatherv(const void* sendbuf, int sendcount,
                  MPI_Datatype sendtype, void* recvbuf, const int recvcounts[],
                  const int displs[], MPI_Datatype recvttype, MPI_Comm comm)
int MPI_Allreduce(const void* sendbuf, void* recvbuf, int count,
                 MPI_Datatype datatype, MPI_Op op, MPI_Comm comm)
int MPI_Alltoall(const void* sendbuf, int sendcount, MPI_Datatype sendtype,
                void* recvbuf, int recvcount, MPI_Datatype recvttype,
                MPI_Comm comm)
int MPI_Alltoallv(const void* sendbuf, const int sendcounts[], const
                 int sdispls[], MPI_Datatype sendtype, void* recvbuf, const
                 int recvcounts[], const int rdispls[], MPI_Datatype recvttype,
                 MPI_Comm comm)
int MPI_Alltoallw(const void* sendbuf, const int sendcounts[], const
                 int sdispls[], const MPI_Datatype sendtypes[], void* recvbuf,
                 const int recvcounts[], const int rdispls[], const
                 MPI_Datatype recvtypes[], MPI_Comm comm)
int MPI_Barrier(MPI_Comm comm)
int MPI_Bcast(void* buffer, int count, MPI_Datatype datatype, int root,
             MPI_Comm comm)
int MPI_Exscan(const void* sendbuf, void* recvbuf, int count,
              MPI_Datatype datatype, MPI_Op op, MPI_Comm comm)
int MPI_Gather(const void* sendbuf, int sendcount, MPI_Datatype sendtype,
              void* recvbuf, int recvcount, MPI_Datatype recvttype, int root,
              MPI_Comm comm)
int MPI_Gatherv(const void* sendbuf, int sendcount, MPI_Datatype sendtype,
               void* recvbuf, const int recvcounts[], const int displs[],
               MPI_Datatype recvttype, int root, MPI_Comm comm)
int MPI_Iallgather(const void* sendbuf, int sendcount,
                  MPI_Datatype sendtype, void* recvbuf, int recvcount,
                  MPI_Datatype recvttype, MPI_Comm comm, MPI_Request *request)
int MPI_Iallgatherv(const void* sendbuf, int sendcount,
                   MPI_Datatype sendtype, void* recvbuf, const int recvcounts[],
                   const int displs[], MPI_Datatype recvttype, MPI_Comm comm,
                   MPI_Request* request)
int MPI_Iallreduce(const void* sendbuf, void* recvbuf, int count,
                  MPI_Datatype datatype, MPI_Op op, MPI_Comm comm,
```

```
1         MPI_Request *request)
2
3     int MPI_Ialltoall(const void* sendbuf, int sendcount,
4         MPI_Datatype sendtype, void* recvbuf, int recvcount,
5         MPI_Datatype recvtype, MPI_Comm comm, MPI_Request *request)
6
7     int MPI_Ialltoallv(const void* sendbuf, const int sendcounts[], const
8         int sdispls[], MPI_Datatype sendtype, void* recvbuf, const
9         int recvcounts[], const int rdispls[], MPI_Datatype recvtype,
10        MPI_Comm comm, MPI_Request *request)
11
12    int MPI_Ialltoallw(const void* sendbuf, const int sendcounts[], const
13        int sdispls[], const MPI_Datatype sendtypes[], void* recvbuf,
14        const int recvcounts[], const int rdispls[], const
15        MPI_Datatype recvtypes[], MPI_Comm comm, MPI_Request *request)
16
17    int MPI_Ibarrier(MPI_Comm comm, MPI_Request *request)
18
19    int MPI_Ibcast(void* buffer, int count, MPI_Datatype datatype, int root,
20        MPI_Comm comm, MPI_Request *request)
21
22    int MPI_Iexscan(const void* sendbuf, void* recvbuf, int count,
23        MPI_Datatype datatype, MPI_Op op, MPI_Comm comm,
24        MPI_Request *request)
25
26    int MPI_Igather(const void* sendbuf, int sendcount, MPI_Datatype sendtype,
27        void* recvbuf, int recvcount, MPI_Datatype recvtype, int root,
28        MPI_Comm comm, MPI_Request *request)
29
30    int MPI_Igatherv(const void* sendbuf, int sendcount, MPI_Datatype sendtype,
31        void* recvbuf, const int recvcounts[], const int displs[],
32        MPI_Datatype recvtype, int root, MPI_Comm comm,
33        MPI_Request *request)
34
35    int MPI_Ireduce(const void* sendbuf, void* recvbuf, int count,
36        MPI_Datatype datatype, MPI_Op op, int root, MPI_Comm comm,
37        MPI_Request *request)
38
39    int MPI_Ireduce_scatter(const void* sendbuf, void* recvbuf, const
40        int recvcounts[], MPI_Datatype datatype, MPI_Op op,
41        MPI_Comm comm, MPI_Request *request)
42
43    int MPI_Ireduce_scatter_block(const void* sendbuf, void* recvbuf,
44        int recvcount, MPI_Datatype datatype, MPI_Op op,
45        MPI_Comm comm, MPI_Request *request)
46
47    int MPI_Iscan(const void* sendbuf, void* recvbuf, int count,
48        MPI_Datatype datatype, MPI_Op op, MPI_Comm comm,
49        MPI_Request *request)
50
51    int MPI_Iscatter(const void* sendbuf, int sendcount, MPI_Datatype sendtype,
52        void* recvbuf, int recvcount, MPI_Datatype recvtype, int root,
53        MPI_Comm comm, MPI_Request *request)
```



```

int MPI_Iscatterv(const void* sendbuf, const int sendcounts[], const      1
                 int displs[], MPI_Datatype sendtype, void* recvbuf,      2
                 int recvcnt, MPI_Datatype recvtype, int root, MPI_Comm comm, 3
                 MPI_Request *request)                                     4
                                                                    5
int MPI_Op_commutative(MPI_Op op, int *commute)                          6
int MPI_Op_create(MPI_User_function* user_fn, int commute, MPI_Op* op)    7
int MPI_Op_free(MPI_Op *op)                                              8
                                                                    9
int MPI_Reduce(const void* sendbuf, void* recvbuf, int count,            10
               MPI_Datatype datatype, MPI_Op op, int root, MPI_Comm comm) 11
                                                                    12
int MPI_Reduce_local(const void* inbuf, void* inoutbuf, int count,       13
                    MPI_Datatype datatype, MPI_Op op)                   14
                                                                    15
int MPI_Reduce_scatter(const void* sendbuf, void* recvbuf, const         16
                      int recvcnts[], MPI_Datatype datatype, MPI_Op op, 17
                      MPI_Comm comm)                                     18
                                                                    19
int MPI_Reduce_scatter_block(const void* sendbuf, void* recvbuf,         20
                             int recvcnt, MPI_Datatype datatype, MPI_Op op, 21
                             MPI_Comm comm)                             22
                                                                    23
int MPI_Scan(const void* sendbuf, void* recvbuf, int count,             24
             MPI_Datatype datatype, MPI_Op op, MPI_Comm comm)           25
                                                                    26
int MPI_Scatter(const void* sendbuf, int sendcount, MPI_Datatype sendtype, 27
               void* recvbuf, int recvcnt, MPI_Datatype recvtype, int root, 28
               MPI_Comm comm)                                           29
                                                                    30
int MPI_Scatterv(const void* sendbuf, const int sendcounts[], const      31
                 int displs[], MPI_Datatype sendtype, void* recvbuf,      32
                 int recvcnt, MPI_Datatype recvtype, int root, MPI_Comm comm)

```

A.2.4 Groups, Contexts, Communicators, and Caching C Bindings

```

int MPI_COMM_DUP_FN(MPI_Comm oldcomm, int comm_keyval, void *extra_state, 33
                   void *attribute_val_in, void *attribute_val_out, int *flag) 34
                                                                    35
int MPI_COMM_NULL_COPY_FN(MPI_Comm oldcomm, int comm_keyval,           36
                          void *extra_state, void *attribute_val_in,     37
                          void *attribute_val_out, int *flag)           38
                                                                    39
int MPI_COMM_NULL_DELETE_FN(MPI_Comm comm, int comm_keyval, void        40
                            *attribute_val, void *extra_state)          41
                                                                    42
int MPI_Comm_compare(MPI_Comm comm1, MPI_Comm comm2, int *result)       43
                                                                    44
int MPI_Comm_create(MPI_Comm comm, MPI_Group group, MPI_Comm *newcomm) 45
                                                                    46
int MPI_Comm_create_endpoints(MPI_Comm parent_comm, int my_num_ep,      47
                              MPI_Info info, MPI_Comm new_comm_handles[]) 48

```

```
1 int MPI_Comm_create_group(MPI_Comm comm, MPI_Group group, int tag,
2     MPI_Comm *newcomm)
3
4 int MPI_Comm_create_keyval(MPI_Comm_copy_attr_function *comm_copy_attr_fn,
5     MPI_Comm_delete_attr_function *comm_delete_attr_fn,
6     int *comm_keyval, void *extra_state)
7
8 int MPI_Comm_delete_attr(MPI_Comm comm, int comm_keyval)
9
10 int MPI_Comm_dup(MPI_Comm comm, MPI_Comm *newcomm)
11
12 int MPI_Comm_dup_with_info(MPI_Comm comm, MPI_Info info, MPI_Comm *newcomm)
13
14 int MPI_Comm_free(MPI_Comm *comm)
15
16 int MPI_Comm_free_keyval(int *comm_keyval)
17
18 int MPI_Comm_get_attr(MPI_Comm comm, int comm_keyval, void *attribute_val,
19     int *flag)
20
21 int MPI_Comm_get_info(MPI_Comm comm, MPI_Info *info_used)
22
23 int MPI_Comm_get_name(MPI_Comm comm, char *comm_name, int *resultlen)
24
25 int MPI_Comm_group(MPI_Comm comm, MPI_Group *group)
26
27 int MPI_Comm_idup(MPI_Comm comm, MPI_Comm *newcomm, MPI_Request *request)
28
29 int MPI_Comm_rank(MPI_Comm comm, int *rank)
30
31 int MPI_Comm_remote_group(MPI_Comm comm, MPI_Group *group)
32
33 int MPI_Comm_remote_size(MPI_Comm comm, int *size)
34
35 int MPI_Comm_set_attr(MPI_Comm comm, int comm_keyval, void *attribute_val)
36
37 int MPI_Comm_set_info(MPI_Comm comm, MPI_Info info)
38
39 int MPI_Comm_set_name(MPI_Comm comm, const char *comm_name)
40
41 int MPI_Comm_size(MPI_Comm comm, int *size)
42
43 int MPI_Comm_split(MPI_Comm comm, int color, int key, MPI_Comm *newcomm)
44
45 int MPI_Comm_split_type(MPI_Comm comm, int split_type, int key,
46     MPI_Info info, MPI_Comm *newcomm)
47
48 int MPI_Comm_test_inter(MPI_Comm comm, int *flag)
49
50 int MPI_Group_compare(MPI_Group group1, MPI_Group group2, int *result)
51
52 int MPI_Group_difference(MPI_Group group1, MPI_Group group2,
53     MPI_Group *newgroup)
54
55 int MPI_Group_excl(MPI_Group group, int n, const int ranks[],
56     MPI_Group *newgroup)
57
58 int MPI_Group_free(MPI_Group *group)
```



```

1 int MPI_Type_set_name(MPI_Datatype datatype, const char *type_name)
2
3 int MPI_WIN_DUP_FN(MPI_Win oldwin, int win_keyval, void *extra_state,
4     void *attribute_val_in, void *attribute_val_out, int *flag)
5
6 int MPI_WIN_NULL_COPY_FN(MPI_Win oldwin, int win_keyval, void *extra_state,
7     void *attribute_val_in, void *attribute_val_out, int *flag)
8
9 int MPI_WIN_NULL_DELETE_FN(MPI_Win win, int win_keyval, void
10     *attribute_val, void *extra_state)
11
12 int MPI_Win_create_keyval(MPI_Win_copy_attr_function *win_copy_attr_fn,
13     MPI_Win_delete_attr_function *win_delete_attr_fn,
14     int *win_keyval, void *extra_state)
15
16 int MPI_Win_delete_attr(MPI_Win win, int win_keyval)
17
18 int MPI_Win_free_keyval(int *win_keyval)
19
20 int MPI_Win_get_attr(MPI_Win win, int win_keyval, void *attribute_val,
21     int *flag)
22
23 int MPI_Win_get_name(MPI_Win win, char *win_name, int *resultlen)
24
25 int MPI_Win_set_attr(MPI_Win win, int win_keyval, void *attribute_val)
26
27 int MPI_Win_set_name(MPI_Win win, const char *win_name)

```

A.2.5 Process Topologies C Bindings

```

28 int MPI_Cart_coords(MPI_Comm comm, int rank, int maxdims, int coords[])
29
30 int MPI_Cart_create(MPI_Comm comm_old, int ndims, const int dims[], const
31     int periods[], int reorder, MPI_Comm *comm_cart)
32
33 int MPI_Cart_get(MPI_Comm comm, int maxdims, int dims[], int periods[],
34     int coords[])
35
36 int MPI_Cart_map(MPI_Comm comm, int ndims, const int dims[], const
37     int periods[], int *newrank)
38
39 int MPI_Cart_rank(MPI_Comm comm, const int coords[], int *rank)
40
41 int MPI_Cart_shift(MPI_Comm comm, int direction, int disp,
42     int *rank_source, int *rank_dest)
43
44 int MPI_Cart_sub(MPI_Comm comm, const int remain_dims[], MPI_Comm *newcomm)
45
46 int MPI_Cartdim_get(MPI_Comm comm, int *ndims)
47
48 int MPI_Dims_create(int nnodes, int ndims, int dims[])
49
50 int MPI_Dist_graph_create(MPI_Comm comm_old, int n, const int sources[],
51     const int degrees[], const int destinations[], const
52     int weights[], MPI_Info info, int reorder,
53     MPI_Comm *comm_dist_graph)

```



```

1         MPI_Comm comm)
2
3     int MPI_Neighbor_allgatherv(const void* sendbuf, int sendcount,
4         MPI_Datatype sendtype, void* recvbuf, const int recvcnts[],
5         const int displs[], MPI_Datatype recvtype, MPI_Comm comm)
6
7     int MPI_Neighbor_alltoall(const void* sendbuf, int sendcount, MPI_Datatype
8         sendtype, void* recvbuf, int recvcount, MPI_Datatype recvtype,
9         MPI_Comm comm)
10
11    int MPI_Neighbor_alltoallv(const void* sendbuf, const int sendcounts[],
12        const int sdispls[], MPI_Datatype sendtype, void* recvbuf,
13        const int recvcnts[], const int rdispls[], MPI_Datatype
14        recvtype, MPI_Comm comm)
15
16    int MPI_Neighbor_alltoallw(const void* sendbuf, const int sendcounts[],
17        const MPI_Aint sdispls[], const MPI_Datatype sendtypes[],
18        void* recvbuf, const int recvcnts[], const MPI_Aint
19        rdispls[], const MPI_Datatype recvtypes[], MPI_Comm comm)
20
21    int MPI_Topo_test(MPI_Comm comm, int *status)

```

A.2.6 MPI Environmental Management C Bindings

```

22    double MPI_Wtick(void)
23
24    double MPI_Wtime(void)
25
26    int MPI_Abort(MPI_Comm comm, int errorcode)
27
28    int MPI_Add_error_class(int *errorclass)
29
30    int MPI_Add_error_code(int errorclass, int *errorcode)
31
32    int MPI_Add_error_string(int errorcode, const char *string)
33
34    int MPI_Alloc_mem(MPI_Aint size, MPI_Info info, void *baseptr)
35
36    int MPI_Comm_call_errhandler(MPI_Comm comm, int errorcode)
37
38    int MPI_Comm_create_errhandler(MPI_Comm_errhandler_function
39        *comm_errhandler_fn, MPI_Errhandler *errhandler)
40
41    int MPI_Comm_get_errhandler(MPI_Comm comm, MPI_Errhandler *errhandler)
42
43    int MPI_Comm_set_errhandler(MPI_Comm comm, MPI_Errhandler errhandler)
44
45    int MPI_Errhandler_free(MPI_Errhandler *errhandler)
46
47    int MPI_Error_class(int errorcode, int *errorclass)
48
49    int MPI_Error_string(int errorcode, char *string, int *resultlen)
50
51    int MPI_File_call_errhandler(MPI_File fh, int errorcode)
52
53    int MPI_File_create_errhandler(MPI_File_errhandler_function
54        *file_errhandler_fn, MPI_Errhandler *errhandler)

```

```
int MPI_File_get_errhandler(MPI_File file, MPI_Errhandler *errhandler) 1
int MPI_File_set_errhandler(MPI_File file, MPI_Errhandler errhandler) 2
int MPI_Finalize(void) 3
int MPI_Finalized(int *flag) 4
int MPI_Free_mem(void *base) 5
int MPI_Get_library_version(char *version, int *resultlen) 6
int MPI_Get_processor_name(char *name, int *resultlen) 7
int MPI_Get_version(int *version, int *subversion) 8
int MPI_Init(int *argc, char ***argv) 9
int MPI_Initialized(int *flag) 10
int MPI_Win_call_errhandler(MPI_Win win, int errorcode) 11
int MPI_Win_create_errhandler(MPI_Win_errhandler_function 12
    *win_errhandler_fn, MPI_Errhandler *errhandler) 13
int MPI_Win_get_errhandler(MPI_Win win, MPI_Errhandler *errhandler) 14
int MPI_Win_set_errhandler(MPI_Win win, MPI_Errhandler errhandler) 15
```

A.2.7 The Info Object C Bindings

```
int MPI_Info_create(MPI_Info *info) 16
int MPI_Info_delete(MPI_Info info, const char *key) 17
int MPI_Info_dup(MPI_Info info, MPI_Info *newinfo) 18
int MPI_Info_free(MPI_Info *info) 19
int MPI_Info_get(MPI_Info info, const char *key, int valuelen, char *value, 20
    int *flag) 21
int MPI_Info_get_nkeys(MPI_Info info, int *nkeys) 22
int MPI_Info_get_nthkey(MPI_Info info, int n, char *key) 23
int MPI_Info_get_valuelen(MPI_Info info, const char *key, int *valuelen, 24
    int *flag) 25
int MPI_Info_set(MPI_Info info, const char *key, const char *value) 26
```

A.2.8 Process Creation and Management C Bindings

```
int MPI_Close_port(const char *port_name) 27
int MPI_Comm_accept(const char *port_name, MPI_Info info, int root, 28
    MPI_Comm comm, MPI_Comm *newcomm) 29
```

```

1  int MPI_Comm_connect(const char *port_name, MPI_Info info, int root,
2                      MPI_Comm comm, MPI_Comm *newcomm)
3
4  int MPI_Comm_disconnect(MPI_Comm *comm)
5
6  int MPI_Comm_get_parent(MPI_Comm *parent)
7
8  int MPI_Comm_join(int fd, MPI_Comm *intercomm)
9
10 int MPI_Comm_spawn(const char *command, char *argv[], int maxprocs,
11                   MPI_Info info, int root, MPI_Comm comm, MPI_Comm *intercomm,
12                   int array_of_errcodes[])
13
14 int MPI_Comm_spawn_multiple(int count, char *array_of_commands[],
15                             char **array_of_argv[], const int array_of_maxprocs[], const
16                             MPI_Info array_of_info[], int root, MPI_Comm comm,
17                             MPI_Comm *intercomm, int array_of_errcodes[])
18
19 int MPI_Lookup_name(const char *service_name, MPI_Info info,
20                   char *port_name)
21
22 int MPI_Open_port(MPI_Info info, char *port_name)
23
24 int MPI_Publish_name(const char *service_name, MPI_Info info, const
25                     char *port_name)
26
27 int MPI_Unpublish_name(const char *service_name, MPI_Info info, const
28                       char *port_name)

```

A.2.9 One-Sided Communications C Bindings

```

29 int MPI_Accumulate(const void *origin_addr, int origin_count,
30                  MPI_Datatype origin_datatype, int target_rank,
31                  MPI_Aint target_disp, int target_count,
32                  MPI_Datatype target_datatype, MPI_Op op, MPI_Win win)
33
34 int MPI_Compare_and_swap(const void *origin_addr, const void *compare_addr,
35                          void *result_addr, MPI_Datatype datatype, int target_rank,
36                          MPI_Aint target_disp, MPI_Win win)
37
38 int MPI_Fetch_and_op(const void *origin_addr, void *result_addr,
39                     MPI_Datatype datatype, int target_rank, MPI_Aint target_disp,
40                     MPI_Op op, MPI_Win win)
41
42 int MPI_Get(void *origin_addr, int origin_count,
43            MPI_Datatype origin_datatype, int target_rank,
44            MPI_Aint target_disp, int target_count,
45            MPI_Datatype target_datatype, MPI_Win win)
46
47 int MPI_Get_accumulate(const void *origin_addr, int origin_count,
48                       MPI_Datatype origin_datatype, void *result_addr,
49                       int result_count, MPI_Datatype result_datatype,
50                       int target_rank, MPI_Aint target_disp, int target_count,

```



```
        MPI_Datatype target_datatype, MPI_Op op, MPI_Win win)           1
int MPI_Put(const void *origin_addr, int origin_count, MPI_Datatype     2
            origin_datatype, int target_rank, MPI_Aint target_disp, int  3
            target_count, MPI_Datatype target_datatype, MPI_Win win)   4
int MPI_Raccumulate(const void *origin_addr, int origin_count,         5
                   MPI_Datatype origin_datatype, int target_rank,     6
                   MPI_Aint target_disp, int target_count,            7
                   MPI_Datatype target_datatype, MPI_Op op, MPI_Win win, 8
                   MPI_Request *request)                               9
int MPI_Rget(void *origin_addr, int origin_count,                      10
             MPI_Datatype origin_datatype, int target_rank,          11
             MPI_Aint target_disp, int target_count,                 12
             MPI_Datatype target_datatype, MPI_Win win,              13
             MPI_Request *request)                                    14
int MPI_Rget_accumulate(const void *origin_addr, int origin_count,    15
                       MPI_Datatype origin_datatype, void *result_addr, 16
                       int result_count, MPI_Datatype result_datatype, 17
                       int target_rank, MPI_Aint target_disp, int target_count, 18
                       MPI_Datatype target_datatype, MPI_Op op, MPI_Win win, 19
                       MPI_Request *request)                          20
int MPI_Rput(const void *origin_addr, int origin_count,                21
            MPI_Datatype origin_datatype, int target_rank,          22
            MPI_Aint target_disp, int target_count,                 23
            MPI_Datatype target_datatype, MPI_Win win,              24
            MPI_Request *request)                                    25
int MPI_Win_allocate(MPI_Aint size, int disp_unit, MPI_Info info,     26
                    MPI_Comm comm, void *baseptr, MPI_Win *win)      27
int MPI_Win_allocate_shared(MPI_Aint size, int disp_unit, MPI_Info info, 28
                            MPI_Comm comm, void *baseptr, MPI_Win *win) 29
int MPI_Win_attach(MPI_Win win, void *base, MPI_Aint size)          30
int MPI_Win_complete(MPI_Win win)                                   31
int MPI_Win_create(void *base, MPI_Aint size, int disp_unit, MPI_Info info, 32
                  MPI_Comm comm, MPI_Win *win)                      33
int MPI_Win_create_dynamic(MPI_Info info, MPI_Comm comm, MPI_Win *win) 34
int MPI_Win_detach(MPI_Win win, const void *base)                  35
int MPI_Win_fence(int assert, MPI_Win win)                          36
int MPI_Win_flush(int rank, MPI_Win win)                            37
int MPI_Win_flush_all(MPI_Win win)                                  38
int MPI_Win_flush_local(int rank, MPI_Win win)                     39
```

```
1 int MPI_Win_flush_local_all(MPI_Win win)
2
3 int MPI_Win_free(MPI_Win *win)
4
5 int MPI_Win_get_group(MPI_Win win, MPI_Group *group)
6
7 int MPI_Win_get_info(MPI_Win win, MPI_Info *info_used)
8
9 int MPI_Win_lock(int lock_type, int rank, int assert, MPI_Win win)
10
11 int MPI_Win_lock_all(int assert, MPI_Win win)
12
13 int MPI_Win_post(MPI_Group group, int assert, MPI_Win win)
14
15 int MPI_Win_set_info(MPI_Win win, MPI_Info info)
16
17 int MPI_Win_shared_query(MPI_Win win, int rank, MPI_Aint *size,
18     int *disp_unit, void *baseptr)
19
20 int MPI_Win_start(MPI_Group group, int assert, MPI_Win win)
21
22 int MPI_Win_sync(MPI_Win win)
23
24 int MPI_Win_test(MPI_Win win, int *flag)
25
26 int MPI_Win_unlock(int rank, MPI_Win win)
27
28 int MPI_Win_unlock_all(MPI_Win win)
29
30 int MPI_Win_wait(MPI_Win win)
31
32
33
34
35
36
37
38
39
40
41
42
43
44
45
46
47
48
```

A.2.10 External Interfaces C Bindings

```
int MPI_Grequest_complete(MPI_Request request)
int MPI_Grequest_start(MPI_Grequest_query_function *query_fn,
    MPI_Grequest_free_function *free_fn,
    MPI_Grequest_cancel_function *cancel_fn, void *extra_state,
    MPI_Request *request)
int MPI_Init_thread(int *argc, char ***argv, int required, int *provided)
int MPI_Is_thread_main(int *flag)
int MPI_Query_thread(int *provided)
int MPI_Status_set_cancelled(MPI_Status *status, int flag)
int MPI_Status_set_elements(MPI_Status *status, MPI_Datatype datatype,
    int count)
int MPI_Status_set_elements_x(MPI_Status *status, MPI_Datatype datatype,
    MPI_Count count)
```

A.2.11 I/O C Bindings

```
int MPI_File_close(MPI_File *fh)
```

```
int MPI_File_delete(const char *filename, MPI_Info info) 1
int MPI_File_get_amode(MPI_File fh, int *amode) 2
int MPI_File_get_atomicity(MPI_File fh, int *flag) 3
int MPI_File_get_byte_offset(MPI_File fh, MPI_Offset offset, 4
                             MPI_Offset *disp) 5
int MPI_File_get_group(MPI_File fh, MPI_Group *group) 6
int MPI_File_get_info(MPI_File fh, MPI_Info *info_used) 7
int MPI_File_get_position(MPI_File fh, MPI_Offset *offset) 8
int MPI_File_get_position_shared(MPI_File fh, MPI_Offset *offset) 9
int MPI_File_get_size(MPI_File fh, MPI_Offset *size) 10
int MPI_File_get_type_extent(MPI_File fh, MPI_Datatype datatype, 11
                             MPI_Aint *extent) 12
int MPI_File_get_view(MPI_File fh, MPI_Offset *disp, MPI_Datatype *etype, 13
                     MPI_Datatype *filetype, char *datarep) 14
int MPI_File_iread(MPI_File fh, void *buf, int count, 15
                  MPI_Datatype datatype, MPI_Request *request) 16
int MPI_File_iread_at(MPI_File fh, MPI_Offset offset, void *buf, int count, 17
                    MPI_Datatype datatype, MPI_Request *request) 18
int MPI_File_iread_shared(MPI_File fh, void *buf, int count, 19
                         MPI_Datatype datatype, MPI_Request *request) 20
int MPI_File_iread_shared(MPI_File fh, void *buf, int count, 21
                         MPI_Datatype datatype, MPI_Request *request) 22
int MPI_File_iread_shared(MPI_File fh, void *buf, int count, 23
                         MPI_Datatype datatype, MPI_Request *request) 24
int MPI_File_iwrite(MPI_File fh, const void *buf, int count, 25
                   MPI_Datatype datatype, MPI_Request *request) 26
int MPI_File_iwrite_at(MPI_File fh, MPI_Offset offset, const void *buf, 27
                      int count, MPI_Datatype datatype, MPI_Request *request) 28
int MPI_File_iwrite_at(MPI_File fh, MPI_Offset offset, const void *buf, 29
                      int count, MPI_Datatype datatype, MPI_Request *request) 30
int MPI_File_iwrite_at(MPI_File fh, MPI_Offset offset, const void *buf, 31
                      int count, MPI_Datatype datatype, MPI_Request *request) 32
int MPI_File_iwrite_shared(MPI_File fh, const void *buf, int count, 33
                          MPI_Datatype datatype, MPI_Request *request) 34
int MPI_File_iwrite_shared(MPI_File fh, const void *buf, int count, 35
                          MPI_Datatype datatype, MPI_Request *request) 36
int MPI_File_open(MPI_Comm comm, const char *filename, int amode, 37
                 MPI_Info info, MPI_File *fh) 38
int MPI_File_preallocate(MPI_File fh, MPI_Offset size) 39
int MPI_File_read(MPI_File fh, void *buf, int count, MPI_Datatype datatype, 40
                 MPI_Status *status) 41
int MPI_File_read_all(MPI_File fh, void *buf, int count, 42
                    MPI_Datatype datatype, MPI_Status *status) 43
int MPI_File_read_all_begin(MPI_File fh, void *buf, int count, 44
                           MPI_Datatype datatype) 45
int MPI_File_read_all_end(MPI_File fh, void *buf, MPI_Status *status) 46
int MPI_File_read_all_end(MPI_File fh, void *buf, MPI_Status *status) 47
int MPI_File_read_all_end(MPI_File fh, void *buf, MPI_Status *status) 48
```

```
1 int MPI_File_read_at(MPI_File fh, MPI_Offset offset, void *buf, int count,
2     MPI_Datatype datatype, MPI_Status *status)
3
4 int MPI_File_read_at_all(MPI_File fh, MPI_Offset offset, void *buf,
5     int count, MPI_Datatype datatype, MPI_Status *status)
6
7 int MPI_File_read_at_all_begin(MPI_File fh, MPI_Offset offset, void *buf,
8     int count, MPI_Datatype datatype)
9
10 int MPI_File_read_at_all_end(MPI_File fh, void *buf, MPI_Status *status)
11
12 int MPI_File_read_ordered(MPI_File fh, void *buf, int count,
13     MPI_Datatype datatype, MPI_Status *status)
14
15 int MPI_File_read_ordered_begin(MPI_File fh, void *buf, int count,
16     MPI_Datatype datatype)
17
18 int MPI_File_read_ordered_end(MPI_File fh, void *buf, MPI_Status *status)
19
20 int MPI_File_read_shared(MPI_File fh, void *buf, int count,
21     MPI_Datatype datatype, MPI_Status *status)
22
23 int MPI_File_seek(MPI_File fh, MPI_Offset offset, int whence)
24
25 int MPI_File_seek_shared(MPI_File fh, MPI_Offset offset, int whence)
26
27 int MPI_File_set_atomicity(MPI_File fh, int flag)
28
29 int MPI_File_set_info(MPI_File fh, MPI_Info info)
30
31 int MPI_File_set_size(MPI_File fh, MPI_Offset size)
32
33 int MPI_File_set_view(MPI_File fh, MPI_Offset disp, MPI_Datatype etype,
34     MPI_Datatype filetype, const char *datarep, MPI_Info info)
35
36 int MPI_File_sync(MPI_File fh)
37
38 int MPI_File_write(MPI_File fh, const void *buf, int count,
39     MPI_Datatype datatype, MPI_Status *status)
40
41 int MPI_File_write_all(MPI_File fh, const void *buf, int count,
42     MPI_Datatype datatype, MPI_Status *status)
43
44 int MPI_File_write_all_begin(MPI_File fh, const void *buf, int count,
45     MPI_Datatype datatype)
46
47 int MPI_File_write_all_end(MPI_File fh, const void *buf,
48     MPI_Status *status)
49
50 int MPI_File_write_at(MPI_File fh, MPI_Offset offset, const void *buf,
51     int count, MPI_Datatype datatype, MPI_Status *status)
52
53 int MPI_File_write_at_all(MPI_File fh, MPI_Offset offset, const void *buf,
54     int count, MPI_Datatype datatype, MPI_Status *status)
55
56 int MPI_File_write_at_all_begin(MPI_File fh, MPI_Offset offset, const
57     void *buf, int count, MPI_Datatype datatype)
58
```



```

1 MPI_Fint MPI_Op_c2f(MPI_Op op)
2
3 MPI_Op MPI_Op_f2c(MPI_Fint op)
4
5 MPI_Fint MPI_Request_c2f(MPI_Request request)
6
7 MPI_Request MPI_Request_f2c(MPI_Fint request)
8
9 int MPI_Status_c2f(const MPI_Status *c_status, MPI_Fint *f_status)
10
11 int MPI_Status_c2f08(const MPI_Status *c_status, MPI_F08_status
12     *f08_status)
13
14 int MPI_Status_f082c(const MPI_F08_status *f08_status, MPI_Status
15     *c_status)
16
17 int MPI_Status_f2c(const MPI_Fint *f_status, MPI_Status *c_status)
18
19 MPI_Fint MPI_Type_c2f(MPI_Datatype datatype)
20
21 MPI_Datatype MPI_Type_f2c(MPI_Fint datatype)
22
23 MPI_Fint MPI_Win_c2f(MPI_Win win)
24
25 MPI_Win MPI_Win_f2c(MPI_Fint win)
26
27
28 A.2.13 Tools / Profiling Interface C Bindings
29
30 int MPI_Pcontrol(const int level, ...)
31
32
33 A.2.14 Tools / MPI Tool Information Interface C Bindings
34
35 int MPI_T_category_changed(int *stamp)
36
37 int MPI_T_category_get_categories(int cat_index, int len, int indices[])
38
39 int MPI_T_category_get_cvars(int cat_index, int len, int indices[])
40
41 int MPI_T_category_get_info(int cat_index, char *name, int *name_len,
42     char *desc, int *desc_len, int *num_cvars, int *num_pvars,
43     int *num_categories)
44
45 int MPI_T_category_get_num(int *num_cat)
46
47 int MPI_T_category_get_pvars(int cat_index, int len, int indices[])
48
49 int MPI_T_cvar_get_info(int cvar_index, char *name, int *name_len, int
50     *verbosity, MPI_Datatype *datatype, MPI_T_enum *enumtype, char
51     *desc, int *desc_len, int *bind, int *scope)
52
53 int MPI_T_cvar_get_num(int *num_cvar)
54
55 int MPI_T_cvar_handle_alloc(int cvar_index, void *obj_handle,
56     MPI_T_cvar_handle *handle, int *count)
57
58 int MPI_T_cvar_handle_free(MPI_T_cvar_handle *handle)
59
60

```

```
int MPI_T_cvar_read(MPI_T_cvar_handle handle, void* buf) 1
int MPI_T_cvar_write(MPI_T_cvar_handle handle, const void* buf) 2
int MPI_T_enum_get_info(MPI_T_enum enumtype, int *num, char *name, int 3
    *name_len) 4
int MPI_T_enum_get_item(MPI_T_enum enumtype, int index, int *value, char 5
    *name, int *name_len) 6
int MPI_T_finalize(void) 7
int MPI_T_init_thread(int required, int *provided) 8
int MPI_T_pvar_get_info(int pvar_index, char *name, int *name_len, 9
    int *verbosity, int *var_class, MPI_Datatype *datatype, 10
    MPI_T_enum *enumtype, char *desc, int *desc_len, int *bind, 11
    int *readonly, int *continuous, int *atomic) 12
int MPI_T_pvar_get_num(int *num_pvar) 13
int MPI_T_pvar_handle_alloc(MPI_T_pvar_session session, int pvar_index, 14
    void *obj_handle, MPI_T_pvar_handle *handle, int *count) 15
int MPI_T_pvar_handle_free(MPI_T_pvar_session session, MPI_T_pvar_handle 16
    *handle) 17
int MPI_T_pvar_read(MPI_T_pvar_session session, MPI_T_pvar_handle handle, 18
    void* buf) 19
int MPI_T_pvar_readreset(MPI_T_pvar_session session, MPI_T_pvar_handle 20
    handle, void* buf) 21
int MPI_T_pvar_reset(MPI_T_pvar_session session, MPI_T_pvar_handle handle) 22
int MPI_T_pvar_session_create(MPI_T_pvar_session *session) 23
int MPI_T_pvar_session_free(MPI_T_pvar_session *session) 24
int MPI_T_pvar_start(MPI_T_pvar_session session, MPI_T_pvar_handle handle) 25
int MPI_T_pvar_stop(MPI_T_pvar_session session, MPI_T_pvar_handle handle) 26
int MPI_T_pvar_write(MPI_T_pvar_session session, MPI_T_pvar_handle handle, 27
    const void* buf) 28
```

A.2.15 Deprecated C Bindings

```
int MPI_Attr_delete(MPI_Comm comm, int keyval) 29
int MPI_Attr_get(MPI_Comm comm, int keyval, void *attribute_val, int *flag) 30
int MPI_Attr_put(MPI_Comm comm, int keyval, void* attribute_val) 31
int MPI_DUP_FN(MPI_Comm oldcomm, int keyval, void *extra_state, 32
    void *attribute_val_in, void *attribute_val_out, int *flag) 33
```

34

```
1 int MPI_Keyval_create(MPI_Copy_function *copy_fn, MPI_Delete_function
2     *delete_fn, int *keyval, void* extra_state)
3
4 int MPI_Keyval_free(int *keyval)
5
6 int MPI_NULL_COPY_FN(MPI_Comm oldcomm, int keyval, void *extra_state,
7     void *attribute_val_in, void *attribute_val_out, int *flag)
8
9 int MPI_NULL_DELETE_FN(MPI_Comm comm, int keyval, void *attribute_val,
10     void *extra_state)
11
12
13
14
15
16
17
18
19
20
21
22
23
24
25
26
27
28
29
30
31
32
33
34
35
36
37
38
39
40
41
42
43
44
45
46
47
48
```


A.3 Fortran 2008 Bindings with the mpi_f08 Module

A.3.1 Point-to-Point Communication Fortran 2008 Bindings

```

MPI_Bsend(buf, count, datatype, dest, tag, comm, ierror) BIND(C)
  TYPE(*), DIMENSION(..), INTENT(IN) :: buf
  INTEGER, INTENT(IN) :: count, dest, tag
  TYPE(MPI_Datatype), INTENT(IN) :: datatype
  TYPE(MPI_Comm), INTENT(IN) :: comm
  INTEGER, OPTIONAL, INTENT(OUT) :: ierror

MPI_Bsend_init(buf, count, datatype, dest, tag, comm, request, ierror)
  BIND(C)
  TYPE(*), DIMENSION(..), INTENT(IN), ASYNCHRONOUS :: buf
  INTEGER, INTENT(IN) :: count, dest, tag
  TYPE(MPI_Datatype), INTENT(IN) :: datatype
  TYPE(MPI_Comm), INTENT(IN) :: comm
  TYPE(MPI_Request), INTENT(OUT) :: request
  INTEGER, OPTIONAL, INTENT(OUT) :: ierror

MPI_Buffer_attach(buffer, size, ierror) BIND(C)
  TYPE(*), DIMENSION(..), ASYNCHRONOUS :: buffer
  INTEGER, INTENT(IN) :: size
  INTEGER, OPTIONAL, INTENT(OUT) :: ierror

MPI_Buffer_detach(buffer_addr, size, ierror) BIND(C)
  USE, INTRINSIC :: ISO_C_BINDING, ONLY : C_PTR
  TYPE(C_PTR), INTENT(OUT) :: buffer_addr
  INTEGER, INTENT(OUT) :: size
  INTEGER, OPTIONAL, INTENT(OUT) :: ierror

MPI_Cancel(request, ierror) BIND(C)
  TYPE(MPI_Request), INTENT(IN) :: request
  INTEGER, OPTIONAL, INTENT(OUT) :: ierror

MPI_Get_count(status, datatype, count, ierror) BIND(C)
  TYPE(MPI_Status), INTENT(IN) :: status
  TYPE(MPI_Datatype), INTENT(IN) :: datatype
  INTEGER, INTENT(OUT) :: count
  INTEGER, OPTIONAL, INTENT(OUT) :: ierror

MPI_Ibsend(buf, count, datatype, dest, tag, comm, request, ierror) BIND(C)
  TYPE(*), DIMENSION(..), INTENT(IN), ASYNCHRONOUS :: buf
  INTEGER, INTENT(IN) :: count, dest, tag
  TYPE(MPI_Datatype), INTENT(IN) :: datatype
  TYPE(MPI_Comm), INTENT(IN) :: comm
  TYPE(MPI_Request), INTENT(OUT) :: request
  INTEGER, OPTIONAL, INTENT(OUT) :: ierror

```

```
1 MPI_Improbe(source, tag, comm, flag, message, status, ierror) BIND(C)
2   INTEGER, INTENT(IN) :: source, tag
3   TYPE(MPI_Comm), INTENT(IN) :: comm
4   INTEGER, INTENT(OUT) :: flag
5   TYPE(MPI_Message), INTENT(OUT) :: message
6   TYPE(MPI_Status) :: status
7   INTEGER, OPTIONAL, INTENT(OUT) :: ierror
8
9 MPI_Imrecv(buf, count, datatype, message, request, ierror) BIND(C)
10  TYPE(*), DIMENSION(..), ASYNCHRONOUS :: buf
11  INTEGER, INTENT(IN) :: count
12  TYPE(MPI_Datatype), INTENT(IN) :: datatype
13  TYPE(MPI_Message), INTENT(INOUT) :: message
14  TYPE(MPI_Request), INTENT(OUT) :: request
15  INTEGER, OPTIONAL, INTENT(OUT) :: ierror
16
17 MPI_Iprobe(source, tag, comm, flag, status, ierror) BIND(C)
18  INTEGER, INTENT(IN) :: source, tag
19  TYPE(MPI_Comm), INTENT(IN) :: comm
20  LOGICAL, INTENT(OUT) :: flag
21  TYPE(MPI_Status) :: status
22  INTEGER, OPTIONAL, INTENT(OUT) :: ierror
23
24 MPI_Irecv(buf, count, datatype, source, tag, comm, request, ierror) BIND(C)
25  TYPE(*), DIMENSION(..), ASYNCHRONOUS :: buf
26  INTEGER, INTENT(IN) :: count, source, tag
27  TYPE(MPI_Datatype), INTENT(IN) :: datatype
28  TYPE(MPI_Comm), INTENT(IN) :: comm
29  TYPE(MPI_Request), INTENT(OUT) :: request
30  INTEGER, OPTIONAL, INTENT(OUT) :: ierror
31
32 MPI_Irsend(buf, count, datatype, dest, tag, comm, request, ierror) BIND(C)
33  TYPE(*), DIMENSION(..), INTENT(IN), ASYNCHRONOUS :: buf
34  INTEGER, INTENT(IN) :: count, dest, tag
35  TYPE(MPI_Datatype), INTENT(IN) :: datatype
36  TYPE(MPI_Comm), INTENT(IN) :: comm
37  TYPE(MPI_Request), INTENT(OUT) :: request
38  INTEGER, OPTIONAL, INTENT(OUT) :: ierror
39
40 MPI_Isend(buf, count, datatype, dest, tag, comm, request, ierror) BIND(C)
41  TYPE(*), DIMENSION(..), INTENT(IN), ASYNCHRONOUS :: buf
42  INTEGER, INTENT(IN) :: count, dest, tag
43  TYPE(MPI_Datatype), INTENT(IN) :: datatype
44  TYPE(MPI_Comm), INTENT(IN) :: comm
45  TYPE(MPI_Request), INTENT(OUT) :: request
46  INTEGER, OPTIONAL, INTENT(OUT) :: ierror
47
48 MPI_Issend(buf, count, datatype, dest, tag, comm, request, ierror) BIND(C)
49  TYPE(*), DIMENSION(..), INTENT(IN), ASYNCHRONOUS :: buf
50  INTEGER, INTENT(IN) :: count, dest, tag
```

```
TYPE(MPI_Datatype), INTENT(IN) :: datatype      1
TYPE(MPI_Comm), INTENT(IN) :: comm              2
TYPE(MPI_Request), INTENT(OUT) :: request       3
INTEGER, OPTIONAL, INTENT(OUT) :: ierror        4
                                                5
MPI_Mprobe(source, tag, comm, message, status, ierror) BIND(C)  6
  INTEGER, INTENT(IN) :: source, tag            7
  TYPE(MPI_Comm), INTENT(IN) :: comm            8
  TYPE(MPI_Message), INTENT(OUT) :: message     9
  TYPE(MPI_Status) :: status                    10
  INTEGER, OPTIONAL, INTENT(OUT) :: ierror      11
                                                12
MPI_Mrecv(buf, count, datatype, message, status, ierror) BIND(C) 13
  TYPE(*), DIMENSION(..) :: buf                14
  INTEGER, INTENT(IN) :: count                  15
  TYPE(MPI_Datatype), INTENT(IN) :: datatype   16
  TYPE(MPI_Message), INTENT(INOUT) :: message  17
  TYPE(MPI_Status) :: status                    18
  INTEGER, OPTIONAL, INTENT(OUT) :: ierror      19
                                                20
MPI_Probe(source, tag, comm, status, ierror) BIND(C)              21
  INTEGER, INTENT(IN) :: source, tag            22
  TYPE(MPI_Comm), INTENT(IN) :: comm            23
  TYPE(MPI_Status) :: status                    24
  INTEGER, OPTIONAL, INTENT(OUT) :: ierror      25
                                                26
MPI_Recv(buf, count, datatype, source, tag, comm, status, ierror) BIND(C) 27
  TYPE(*), DIMENSION(..) :: buf                28
  INTEGER, INTENT(IN) :: count, source, tag    29
  TYPE(MPI_Datatype), INTENT(IN) :: datatype   30
  TYPE(MPI_Comm), INTENT(IN) :: comm            31
  TYPE(MPI_Status) :: status                    32
  INTEGER, OPTIONAL, INTENT(OUT) :: ierror      33
                                                34
MPI_Recv_init(buf, count, datatype, source, tag, comm, request, ierror) 35
  BIND(C)                                       36
  TYPE(*), DIMENSION(..), ASYNCHRONOUS :: buf  37
  INTEGER, INTENT(IN) :: count, source, tag    38
  TYPE(MPI_Datatype), INTENT(IN) :: datatype   39
  TYPE(MPI_Comm), INTENT(IN) :: comm            40
  TYPE(MPI_Request), INTENT(OUT) :: request    41
  INTEGER, OPTIONAL, INTENT(OUT) :: ierror      42
                                                43
MPI_Request_free(request, ierror) BIND(C)          44
  TYPE(MPI_Request), INTENT(INOUT) :: request  45
  INTEGER, OPTIONAL, INTENT(OUT) :: ierror      46
                                                47
MPI_Request_get_status(request, flag, status, ierror) BIND(C)    48
  TYPE(MPI_Request), INTENT(IN) :: request     49
  LOGICAL, INTENT(OUT) :: flag                 50
  TYPE(MPI_Status) :: status                    51
```

```

1     INTEGER, OPTIONAL, INTENT(OUT) :: ierror
2
3     MPI_Rsend(buf, count, datatype, dest, tag, comm, ierror) BIND(C)
4     TYPE(*), DIMENSION(..), INTENT(IN) :: buf
5     INTEGER, INTENT(IN) :: count, dest, tag
6     TYPE(MPI_Datatype), INTENT(IN) :: datatype
7     TYPE(MPI_Comm), INTENT(IN) :: comm
8     INTEGER, OPTIONAL, INTENT(OUT) :: ierror
9
10    MPI_Rsend_init(buf, count, datatype, dest, tag, comm, request, ierror)
11    BIND(C)
12    TYPE(*), DIMENSION(..), INTENT(IN), ASYNCHRONOUS :: buf
13    INTEGER, INTENT(IN) :: count, dest, tag
14    TYPE(MPI_Datatype), INTENT(IN) :: datatype
15    TYPE(MPI_Comm), INTENT(IN) :: comm
16    TYPE(MPI_Request), INTENT(OUT) :: request
17    INTEGER, OPTIONAL, INTENT(OUT) :: ierror
18
19    MPI_Send(buf, count, datatype, dest, tag, comm, ierror) BIND(C)
20    TYPE(*), DIMENSION(..), INTENT(IN) :: buf
21    INTEGER, INTENT(IN) :: count, dest, tag
22    TYPE(MPI_Datatype), INTENT(IN) :: datatype
23    TYPE(MPI_Comm), INTENT(IN) :: comm
24    INTEGER, OPTIONAL, INTENT(OUT) :: ierror
25
26    MPI_Send_init(buf, count, datatype, dest, tag, comm, request, ierror)
27    BIND(C)
28    TYPE(*), DIMENSION(..), INTENT(IN), ASYNCHRONOUS :: buf
29    INTEGER, INTENT(IN) :: count, dest, tag
30    TYPE(MPI_Datatype), INTENT(IN) :: datatype
31    TYPE(MPI_Comm), INTENT(IN) :: comm
32    TYPE(MPI_Request), INTENT(OUT) :: request
33    INTEGER, OPTIONAL, INTENT(OUT) :: ierror
34
35    MPI_Sendrecv(sendbuf, sendcount, sendtype, dest, sendtag, recvbuf,
36    recvcount, recvtype, source, recvtag, comm, status, ierror)
37    BIND(C)
38    TYPE(*), DIMENSION(..), INTENT(IN) :: sendbuf
39    TYPE(*), DIMENSION(..) :: recvbuf
40    INTEGER, INTENT(IN) :: sendcount, dest, sendtag, recvcount, source,
41    recvtag
42    TYPE(MPI_Datatype), INTENT(IN) :: sendtype, recvtype
43    TYPE(MPI_Comm), INTENT(IN) :: comm
44    TYPE(MPI_Status) :: status
45    INTEGER, OPTIONAL, INTENT(OUT) :: ierror
46
47    MPI_Sendrecv_replace(buf, count, datatype, dest, sendtag, source, recvtag,
48    comm, status, ierror) BIND(C)
49    TYPE(*), DIMENSION(..) :: buf
50    INTEGER, INTENT(IN) :: count, dest, sendtag, source, recvtag

```



```

1     TYPE(MPI_Request), INTENT(INOUT) :: array_of_requests(count)
2     INTEGER, INTENT(OUT) :: index
3     LOGICAL, INTENT(OUT) :: flag
4     TYPE(MPI_Status) :: status
5     INTEGER, OPTIONAL, INTENT(OUT) :: ierror
6
7     MPI_Testsome(incount, array_of_requests, outcount, array_of_indices,
8                 array_of_statuses, ierror) BIND(C)
9     INTEGER, INTENT(IN) :: incount
10    TYPE(MPI_Request), INTENT(INOUT) :: array_of_requests(incount)
11    INTEGER, INTENT(OUT) :: outcount, array_of_indices(*)
12    TYPE(MPI_Status) :: array_of_statuses(*)
13    INTEGER, OPTIONAL, INTENT(OUT) :: ierror
14
15    MPI_Wait(request, status, ierror) BIND(C)
16    TYPE(MPI_Request), INTENT(INOUT) :: request
17    TYPE(MPI_Status) :: status
18    INTEGER, OPTIONAL, INTENT(OUT) :: ierror
19
20    MPI_Waitall(count, array_of_requests, array_of_statuses, ierror) BIND(C)
21    INTEGER, INTENT(IN) :: count
22    TYPE(MPI_Request), INTENT(INOUT) :: array_of_requests(count)
23    TYPE(MPI_Status) :: array_of_statuses(*)
24    INTEGER, OPTIONAL, INTENT(OUT) :: ierror
25
26    MPI_Waitany(count, array_of_requests, index, status, ierror) BIND(C)
27    INTEGER, INTENT(IN) :: count
28    TYPE(MPI_Request), INTENT(INOUT) :: array_of_requests(count)
29    INTEGER, INTENT(OUT) :: index
30    TYPE(MPI_Status) :: status
31    INTEGER, OPTIONAL, INTENT(OUT) :: ierror
32
33    MPI_Waitsome(incount, array_of_requests, outcount, array_of_indices,
34                array_of_statuses, ierror) BIND(C)
35    INTEGER, INTENT(IN) :: incount
36    TYPE(MPI_Request), INTENT(INOUT) :: array_of_requests(incount)
37    INTEGER, INTENT(OUT) :: outcount, array_of_indices(*)
38    TYPE(MPI_Status) :: array_of_statuses(*)
39    INTEGER, OPTIONAL, INTENT(OUT) :: ierror

```

A.3.2 Datatypes Fortran 2008 Bindings

```

40
41    MPI_Get_address(location, address, ierror) BIND(C)
42    TYPE(*), DIMENSION(..), ASYNCHRONOUS :: location
43    INTEGER(KIND=MPI_ADDRESS_KIND), INTENT(OUT) :: address
44    INTEGER, OPTIONAL, INTENT(OUT) :: ierror
45
46    MPI_Get_elements(status, datatype, count, ierror) BIND(C)
47    TYPE(MPI_Status), INTENT(IN) :: status
48    TYPE(MPI_Datatype), INTENT(IN) :: datatype

```

```

INTEGER, INTENT(OUT) :: count
INTEGER, OPTIONAL, INTENT(OUT) :: ierror
MPI_Get_elements_x(status, datatype, count, ierror) BIND(C)
TYPE(MPI_Status), INTENT(IN) :: status
TYPE(MPI_Datatype), INTENT(IN) :: datatype
INTEGER(KIND = MPI_COUNT_KIND), INTENT(OUT) :: count
INTEGER, OPTIONAL, INTENT(OUT) :: ierror
MPI_Pack(inbuf, incount, datatype, outbuf, outsize, position, comm, ierror)
BIND(C)
TYPE(*), DIMENSION(..), INTENT(IN) :: inbuf
TYPE(*), DIMENSION(..) :: outbuf
INTEGER, INTENT(IN) :: incount, outsize
TYPE(MPI_Datatype), INTENT(IN) :: datatype
INTEGER, INTENT(INOUT) :: position
TYPE(MPI_Comm), INTENT(IN) :: comm
INTEGER, OPTIONAL, INTENT(OUT) :: ierror
MPI_Pack_external(datarep, inbuf, incount, datatype, outbuf, outsize,
position, ierror) BIND(C)
CHARACTER(LEN=*), INTENT(IN) :: datarep
TYPE(*), DIMENSION(..), INTENT(IN) :: inbuf
TYPE(*), DIMENSION(..) :: outbuf
INTEGER, INTENT(IN) :: incount
TYPE(MPI_Datatype), INTENT(IN) :: datatype
INTEGER(KIND=MPI_ADDRESS_KIND), INTENT(IN) :: outsize
INTEGER(KIND=MPI_ADDRESS_KIND), INTENT(INOUT) :: position
INTEGER, OPTIONAL, INTENT(OUT) :: ierror
MPI_Pack_external_size(datarep, incount, datatype, size, ierror) BIND(C)
TYPE(MPI_Datatype), INTENT(IN) :: datatype
INTEGER, INTENT(IN) :: incount
CHARACTER(LEN=*), INTENT(IN) :: datarep
INTEGER(KIND=MPI_ADDRESS_KIND), INTENT(OUT) :: size
INTEGER, OPTIONAL, INTENT(OUT) :: ierror
MPI_Pack_size(incount, datatype, comm, size, ierror) BIND(C)
INTEGER, INTENT(IN) :: incount
TYPE(MPI_Datatype), INTENT(IN) :: datatype
TYPE(MPI_Comm), INTENT(IN) :: comm
INTEGER, INTENT(OUT) :: size
INTEGER, OPTIONAL, INTENT(OUT) :: ierror
MPI_Type_commit(datatype, ierror) BIND(C)
TYPE(MPI_Datatype), INTENT(INOUT) :: datatype
INTEGER, OPTIONAL, INTENT(OUT) :: ierror
MPI_Type_contiguous(count, oldtype, newtype, ierror) BIND(C)
INTEGER, INTENT(IN) :: count
TYPE(MPI_Datatype), INTENT(IN) :: oldtype

```

```

1     TYPE(MPI_Datatype), INTENT(OUT) :: newtype
2     INTEGER, OPTIONAL, INTENT(OUT) :: ierror
3
4     MPI_Type_create_darray(size, rank, ndims, array_of_gsizes,
5         array_of_distribs, array_of_dargs, array_of_psizes, order,
6         oldtype, newtype, ierror) BIND(C)
7     INTEGER, INTENT(IN) :: size, rank, ndims, array_of_gsizes(ndims),
8     array_of_distribs(ndims), array_of_dargs(ndims),
9     array_of_psizes(ndims), order
10    TYPE(MPI_Datatype), INTENT(IN) :: oldtype
11    TYPE(MPI_Datatype), INTENT(OUT) :: newtype
12    INTEGER, OPTIONAL, INTENT(OUT) :: ierror
13
14    MPI_Type_create_hindexed(count, array_of_blocklengths,
15        array_of_displacements, oldtype, newtype, ierror) BIND(C)
16    INTEGER, INTENT(IN) :: count, array_of_blocklengths(count)
17    INTEGER(KIND=MPI_ADDRESS_KIND), INTENT(IN) ::
18    array_of_displacements(count)
19    TYPE(MPI_Datatype), INTENT(IN) :: oldtype
20    TYPE(MPI_Datatype), INTENT(OUT) :: newtype
21    INTEGER, OPTIONAL, INTENT(OUT) :: ierror
22
23    MPI_Type_create_hindexed_block(count, blocklength, array_of_displacements,
24        oldtype, newtype, ierror) BIND(C)
25    INTEGER, INTENT(IN) :: count, blocklength
26    INTEGER(KIND=MPI_ADDRESS_KIND), INTENT(IN) ::
27    array_of_displacements(count)
28    TYPE(MPI_Datatype), INTENT(IN) :: oldtype
29    TYPE(MPI_Datatype), INTENT(OUT) :: newtype
30    INTEGER, OPTIONAL, INTENT(OUT) :: ierror
31
32    MPI_Type_create_hvector(count, blocklength, stride, oldtype, newtype,
33        ierror) BIND(C)
34    INTEGER, INTENT(IN) :: count, blocklength
35    INTEGER(KIND=MPI_ADDRESS_KIND), INTENT(IN) :: stride
36    TYPE(MPI_Datatype), INTENT(IN) :: oldtype
37    TYPE(MPI_Datatype), INTENT(OUT) :: newtype
38    INTEGER, OPTIONAL, INTENT(OUT) :: ierror
39
40    MPI_Type_create_indexed_block(count, blocklength, array_of_displacements,
41        oldtype, newtype, ierror) BIND(C)
42    INTEGER, INTENT(IN) :: count, blocklength,
43    array_of_displacements(count)
44    TYPE(MPI_Datatype), INTENT(IN) :: oldtype
45    TYPE(MPI_Datatype), INTENT(OUT) :: newtype
46    INTEGER, OPTIONAL, INTENT(OUT) :: ierror
47
48    MPI_Type_create_resized(oldtype, lb, extent, newtype, ierror) BIND(C)
49    INTEGER(KIND=MPI_ADDRESS_KIND), INTENT(IN) :: lb, extent
50    TYPE(MPI_Datatype), INTENT(IN) :: oldtype

```



```

TYPE(MPI_Datatype), INTENT(OUT) :: newtype                                1
INTEGER, OPTIONAL, INTENT(OUT) :: ierror                               2
                                                                 3
MPI_Type_create_struct(count, array_of_blocklengths,                    4
                      array_of_displacements, array_of_types, newtype, ierror) 5
                      BIND(C)                                         6
INTEGER, INTENT(IN) :: count, array_of_blocklengths(count)           7
INTEGER(KIND=MPI_ADDRESS_KIND), INTENT(IN) ::                          8
array_of_displacements(count)                                         9
TYPE(MPI_Datatype), INTENT(IN) :: array_of_types(count)              10
TYPE(MPI_Datatype), INTENT(OUT) :: newtype                             11
INTEGER, OPTIONAL, INTENT(OUT) :: ierror                               12
                                                                 13
MPI_Type_create_subarray(ndims, array_of_sizes, array_of_subsizes,     14
                        array_of_starts, order, oldtype, newtype, ierror) BIND(C) 15
INTEGER, INTENT(IN) :: ndims, array_of_sizes(ndims),                  16
array_of_subsizes(ndims), array_of_starts(ndims), order              17
TYPE(MPI_Datatype), INTENT(IN) :: oldtype                             18
TYPE(MPI_Datatype), INTENT(OUT) :: newtype                             19
INTEGER, OPTIONAL, INTENT(OUT) :: ierror                               20
                                                                 21
MPI_Type_dup(oldtype, newtype, ierror) BIND(C)                         22
TYPE(MPI_Datatype), INTENT(IN) :: oldtype                             23
TYPE(MPI_Datatype), INTENT(OUT) :: newtype                             24
INTEGER, OPTIONAL, INTENT(OUT) :: ierror                               25
                                                                 26
MPI_Type_free(datatype, ierror) BIND(C)                                27
TYPE(MPI_Datatype), INTENT(INOUT) :: datatype                          28
INTEGER, OPTIONAL, INTENT(OUT) :: ierror                               29
                                                                 30
MPI_Type_get_contents(datatype, max_integers, max_addresses, max_datatypes, 31
                     array_of_integers, array_of_addresses, array_of_datatypes, 32
                     ierror) BIND(C)                                  33
TYPE(MPI_Datatype), INTENT(IN) :: datatype                             34
INTEGER, INTENT(IN) :: max_integers, max_addresses, max_datatypes     35
INTEGER, INTENT(OUT) :: array_of_integers(max_integers)              36
INTEGER(KIND=MPI_ADDRESS_KIND), INTENT(OUT) ::                          37
array_of_addresses(max_addresses)                                     38
TYPE(MPI_Datatype), INTENT(OUT) :: array_of_datatypes(max_datatypes) 39
INTEGER, OPTIONAL, INTENT(OUT) :: ierror                               40
                                                                 41
MPI_Type_get_envelope(datatype, num_integers, num_addresses, num_datatypes, 42
                      combiner, ierror) BIND(C)                       43
TYPE(MPI_Datatype), INTENT(IN) :: datatype                             44
INTEGER, INTENT(OUT) :: num_integers, num_addresses, num_datatypes,   45
combiner                                                               46
INTEGER, OPTIONAL, INTENT(OUT) :: ierror                               47
                                                                 48
MPI_Type_get_extent(datatype, lb, extent, ierror) BIND(C)            49
TYPE(MPI_Datatype), INTENT(IN) :: datatype                             50
INTEGER(KIND=MPI_ADDRESS_KIND), INTENT(OUT) :: lb, extent             51

```

```

1     INTEGER, OPTIONAL, INTENT(OUT) :: ierror
2
3     MPI_Type_get_extent_x(datatype, lb, extent, ierror) BIND(C)
4     TYPE(MPI_Datatype), INTENT(IN) :: datatype
5     INTEGER(KIND = MPI_COUNT_KIND), INTENT(OUT) :: lb, extent
6     INTEGER, OPTIONAL, INTENT(OUT) :: ierror
7
8     MPI_Type_get_true_extent(datatype, true_lb, true_extent, ierror) BIND(C)
9     TYPE(MPI_Datatype), INTENT(IN) :: datatype
10    INTEGER(KIND=MPI_ADDRESS_KIND), INTENT(OUT) :: true_lb, true_extent
11    INTEGER, OPTIONAL, INTENT(OUT) :: ierror
12
13    MPI_Type_get_true_extent_x(datatype, true_lb, true_extent, ierror) BIND(C)
14    TYPE(MPI_Datatype), INTENT(IN) :: datatype
15    INTEGER(KIND = MPI_COUNT_KIND), INTENT(OUT) :: true_lb, true_extent
16    INTEGER, OPTIONAL, INTENT(OUT) :: ierror
17
18    MPI_Type_indexed(count, array_of_blocklengths, array_of_displacements,
19                    oldtype, newtype, ierror) BIND(C)
20    INTEGER, INTENT(IN) :: count, array_of_blocklengths(count),
21    array_of_displacements(count)
22    TYPE(MPI_Datatype), INTENT(IN) :: oldtype
23    TYPE(MPI_Datatype), INTENT(OUT) :: newtype
24    INTEGER, OPTIONAL, INTENT(OUT) :: ierror
25
26    MPI_Type_size(datatype, size, ierror) BIND(C)
27    TYPE(MPI_Datatype), INTENT(IN) :: datatype
28    INTEGER, INTENT(OUT) :: size
29    INTEGER, OPTIONAL, INTENT(OUT) :: ierror
30
31    MPI_Type_size_x(datatype, size, ierror) BIND(C)
32    TYPE(MPI_Datatype), INTENT(IN) :: datatype
33    INTEGER(KIND=MPI_COUNT_KIND), INTENT(OUT) :: size
34    INTEGER, OPTIONAL, INTENT(OUT) :: ierror
35
36    MPI_Type_vector(count, blocklength, stride, oldtype, newtype, ierror)
37    BIND(C)
38    INTEGER, INTENT(IN) :: count, blocklength, stride
39    TYPE(MPI_Datatype), INTENT(IN) :: oldtype
40    TYPE(MPI_Datatype), INTENT(OUT) :: newtype
41    INTEGER, OPTIONAL, INTENT(OUT) :: ierror
42
43    MPI_Unpack(inbuf, insize, position, outbuf, outcount, datatype, comm,
44             ierror) BIND(C)
45    TYPE(*), DIMENSION(..), INTENT(IN) :: inbuf
46    TYPE(*), DIMENSION(..) :: outbuf
47    INTEGER, INTENT(IN) :: insize, outcount
48    INTEGER, INTENT(INOUT) :: position
49    TYPE(MPI_Datatype), INTENT(IN) :: datatype
50    TYPE(MPI_Comm), INTENT(IN) :: comm
51    INTEGER, OPTIONAL, INTENT(OUT) :: ierror

```

```

MPI_Unpack_external(datarep, inbuf, insize, position, outbuf, outcount,
                   datatype, ierror) BIND(C)
CHARACTER(LEN=*), INTENT(IN) :: datarep
TYPE(*), DIMENSION(..), INTENT(IN) :: inbuf
TYPE(*), DIMENSION(..) :: outbuf
INTEGER(KIND=MPI_ADDRESS_KIND), INTENT(IN) :: insize
INTEGER(KIND=MPI_ADDRESS_KIND), INTENT(INOUT) :: position
INTEGER, INTENT(IN) :: outcount
TYPE(MPI_Datatype), INTENT(IN) :: datatype
INTEGER, OPTIONAL, INTENT(OUT) :: ierror

```

A.3.3 Collective Communication Fortran 2008 Bindings

```

MPI_Allgather(sendbuf, sendcount, sendtype, recvbuf, recvcnt, recvtype,
              comm, ierror) BIND(C)
TYPE(*), DIMENSION(..), INTENT(IN) :: sendbuf
TYPE(*), DIMENSION(..) :: recvbuf
INTEGER, INTENT(IN) :: sendcount, recvcnt
TYPE(MPI_Datatype), INTENT(IN) :: sendtype, recvtype
TYPE(MPI_Comm), INTENT(IN) :: comm
INTEGER, OPTIONAL, INTENT(OUT) :: ierror

```

```

MPI_Allgatherv(sendbuf, sendcount, sendtype, recvbuf, recvcnt, displs,
               recvtype, comm, ierror) BIND(C)
TYPE(*), DIMENSION(..), INTENT(IN) :: sendbuf
TYPE(*), DIMENSION(..) :: recvbuf
INTEGER, INTENT(IN) :: sendcount, recvcnt(*), displs(*)
TYPE(MPI_Datatype), INTENT(IN) :: sendtype, recvtype
TYPE(MPI_Comm), INTENT(IN) :: comm
INTEGER, OPTIONAL, INTENT(OUT) :: ierror

```

```

MPI_Allreduce(sendbuf, recvbuf, count, datatype, op, comm, ierror) BIND(C)
TYPE(*), DIMENSION(..), INTENT(IN) :: sendbuf
TYPE(*), DIMENSION(..) :: recvbuf
INTEGER, INTENT(IN) :: count
TYPE(MPI_Datatype), INTENT(IN) :: datatype
TYPE(MPI_Op), INTENT(IN) :: op
TYPE(MPI_Comm), INTENT(IN) :: comm
INTEGER, OPTIONAL, INTENT(OUT) :: ierror

```

```

MPI_Alltoall(sendbuf, sendcount, sendtype, recvbuf, recvcnt, recvtype,
             comm, ierror) BIND(C)
TYPE(*), DIMENSION(..), INTENT(IN) :: sendbuf
TYPE(*), DIMENSION(..) :: recvbuf
INTEGER, INTENT(IN) :: sendcount, recvcnt
TYPE(MPI_Datatype), INTENT(IN) :: sendtype, recvtype
TYPE(MPI_Comm), INTENT(IN) :: comm
INTEGER, OPTIONAL, INTENT(OUT) :: ierror

```

48

```

1 MPI_Alltoallv(sendbuf, sendcounts, sdispls, sendtype, recvbuf, recvcounts,
2             rdispls, recvtype, comm, ierror) BIND(C)
3     TYPE(*), DIMENSION(..), INTENT(IN) :: sendbuf
4     TYPE(*), DIMENSION(..) :: recvbuf
5     INTEGER, INTENT(IN) :: sendcounts(*), sdispls(*), recvcounts(*),
6     rdispls(*)
7     TYPE(MPI_Datatype), INTENT(IN) :: sendtype, recvtype
8     TYPE(MPI_Comm), INTENT(IN) :: comm
9     INTEGER, OPTIONAL, INTENT(OUT) :: ierror
10
11 MPI_Alltoallw(sendbuf, sendcounts, sdispls, sendtypes, recvbuf, recvcounts,
12             rdispls, recvtypes, comm, ierror) BIND(C)
13     TYPE(*), DIMENSION(..), INTENT(IN) :: sendbuf
14     TYPE(*), DIMENSION(..) :: recvbuf
15     INTEGER, INTENT(IN) :: sendcounts(*), sdispls(*), recvcounts(*),
16     rdispls(*)
17     TYPE(MPI_Datatype), INTENT(IN) :: sendtypes(*)
18     TYPE(MPI_Datatype), INTENT(IN) :: recvtypes(*)
19     TYPE(MPI_Comm), INTENT(IN) :: comm
20     INTEGER, OPTIONAL, INTENT(OUT) :: ierror
21
22 MPI_Barrier(comm, ierror) BIND(C)
23     TYPE(MPI_Comm), INTENT(IN) :: comm
24     INTEGER, OPTIONAL, INTENT(OUT) :: ierror
25
26 MPI_Bcast(buffer, count, datatype, root, comm, ierror) BIND(C)
27     TYPE(*), DIMENSION(..) :: buffer
28     INTEGER, INTENT(IN) :: count, root
29     TYPE(MPI_Datatype), INTENT(IN) :: datatype
30     TYPE(MPI_Comm), INTENT(IN) :: comm
31     INTEGER, OPTIONAL, INTENT(OUT) :: ierror
32
33 MPI_Exscan(sendbuf, recvbuf, count, datatype, op, comm, ierror) BIND(C)
34     TYPE(*), DIMENSION(..), INTENT(IN) :: sendbuf
35     TYPE(*), DIMENSION(..) :: recvbuf
36     INTEGER, INTENT(IN) :: count
37     TYPE(MPI_Datatype), INTENT(IN) :: datatype
38     TYPE(MPI_Op), INTENT(IN) :: op
39     TYPE(MPI_Comm), INTENT(IN) :: comm
40     INTEGER, OPTIONAL, INTENT(OUT) :: ierror
41
42 MPI_Gather(sendbuf, sendcount, sendtype, recvbuf, recvcount, recvtype,
43             root, comm, ierror) BIND(C)
44     TYPE(*), DIMENSION(..), INTENT(IN) :: sendbuf
45     TYPE(*), DIMENSION(..) :: recvbuf
46     INTEGER, INTENT(IN) :: sendcount, recvcount, root
47     TYPE(MPI_Datatype), INTENT(IN) :: sendtype, recvtype
48     TYPE(MPI_Comm), INTENT(IN) :: comm
49     INTEGER, OPTIONAL, INTENT(OUT) :: ierror

```

```

MPI_Gatherv(sendbuf, sendcount, sendtype, recvbuf, recvcoun, displs,
            recvtype, root, comm, ierror) BIND(C)
TYPE(*), DIMENSION(..), INTENT(IN) :: sendbuf
TYPE(*), DIMENSION(..) :: recvbuf
INTEGER, INTENT(IN) :: sendcount, recvcoun(*), displs(*), root
TYPE(MPI_Datatype), INTENT(IN) :: sendtype, recvtype
TYPE(MPI_Comm), INTENT(IN) :: comm
INTEGER, OPTIONAL, INTENT(OUT) :: ierror

MPI_Iallgather(sendbuf, sendcount, sendtype, recvbuf, recvcoun, recvtype,
              comm, request, ierror) BIND(C)
TYPE(*), DIMENSION(..), INTENT(IN), ASYNCHRONOUS :: sendbuf
TYPE(*), DIMENSION(..), ASYNCHRONOUS :: recvbuf
INTEGER, INTENT(IN) :: sendcount, recvcoun
TYPE(MPI_Datatype), INTENT(IN) :: sendtype, recvtype
TYPE(MPI_Comm), INTENT(IN) :: comm
TYPE(MPI_Request), INTENT(OUT) :: request
INTEGER, OPTIONAL, INTENT(OUT) :: ierror

MPI_Iallgatherv(sendbuf, sendcount, sendtype, recvbuf, recvcoun, displs,
               recvtype, comm, request, ierror) BIND(C)
TYPE(*), DIMENSION(..), INTENT(IN), ASYNCHRONOUS :: sendbuf
TYPE(*), DIMENSION(..), ASYNCHRONOUS :: recvbuf
INTEGER, INTENT(IN) :: sendcount
INTEGER, INTENT(IN), ASYNCHRONOUS :: recvcoun(*), displs(*)
TYPE(MPI_Datatype), INTENT(IN) :: sendtype, recvtype
TYPE(MPI_Comm), INTENT(IN) :: comm
TYPE(MPI_Request), INTENT(OUT) :: request
INTEGER, OPTIONAL, INTENT(OUT) :: ierror

MPI_Iallreduce(sendbuf, recvbuf, count, datatype, op, comm, request,
              ierror) BIND(C)
TYPE(*), DIMENSION(..), INTENT(IN), ASYNCHRONOUS :: sendbuf
TYPE(*), DIMENSION(..), ASYNCHRONOUS :: recvbuf
INTEGER, INTENT(IN) :: count
TYPE(MPI_Datatype), INTENT(IN) :: datatype
TYPE(MPI_Op), INTENT(IN) :: op
TYPE(MPI_Comm), INTENT(IN) :: comm
TYPE(MPI_Request), INTENT(OUT) :: request
INTEGER, OPTIONAL, INTENT(OUT) :: ierror

MPI_Ialltoall(sendbuf, sendcount, sendtype, recvbuf, recvcoun, recvtype,
             comm, request, ierror) BIND(C)
TYPE(*), DIMENSION(..), INTENT(IN), ASYNCHRONOUS :: sendbuf
TYPE(*), DIMENSION(..), ASYNCHRONOUS :: recvbuf
INTEGER, INTENT(IN) :: sendcount, recvcoun
TYPE(MPI_Datatype), INTENT(IN) :: sendtype, recvtype
TYPE(MPI_Comm), INTENT(IN) :: comm
TYPE(MPI_Request), INTENT(OUT) :: request

```

```

1     INTEGER, OPTIONAL, INTENT(OUT) :: ierror
2
3     MPI_Ialltoallv(sendbuf, sendcounts, sdispls, sendtype, recvbuf, recvcounts,
4         rdispls, recvtype, comm, request, ierror) BIND(C)
5     TYPE(*), DIMENSION(..), INTENT(IN), ASYNCHRONOUS :: sendbuf
6     TYPE(*), DIMENSION(..), ASYNCHRONOUS :: recvbuf
7     INTEGER, INTENT(IN), ASYNCHRONOUS :: sendcounts(*), sdispls(*),
8     recvcounts(*), rdispls(*)
9     TYPE(MPI_Datatype), INTENT(IN) :: sendtype, recvtype
10    TYPE(MPI_Comm), INTENT(IN) :: comm
11    TYPE(MPI_Request), INTENT(OUT) :: request
12    INTEGER, OPTIONAL, INTENT(OUT) :: ierror
13
14    MPI_Ialltoallw(sendbuf, sendcounts, sdispls, sendtypes, recvbuf,
15        recvcounts, rdispls, recvtypes, comm, request, ierror) BIND(C)
16    TYPE(*), DIMENSION(..), INTENT(IN), ASYNCHRONOUS :: sendbuf
17    TYPE(*), DIMENSION(..), ASYNCHRONOUS :: recvbuf
18    INTEGER, INTENT(IN), ASYNCHRONOUS :: sendcounts(*), sdispls(*),
19    recvcounts(*), rdispls(*)
20    TYPE(MPI_Datatype), INTENT(IN), ASYNCHRONOUS :: sendtypes(*),
21    recvtypes(*)
22    TYPE(MPI_Comm), INTENT(IN) :: comm
23    TYPE(MPI_Request), INTENT(OUT) :: request
24    INTEGER, OPTIONAL, INTENT(OUT) :: ierror
25
26    MPI_Ibcast(comm, request, ierror) BIND(C)
27    TYPE(MPI_Comm), INTENT(IN) :: comm
28    TYPE(MPI_Request), INTENT(OUT) :: request
29    INTEGER, OPTIONAL, INTENT(OUT) :: ierror
30
31    MPI_Ibcast(buffer, count, datatype, root, comm, request, ierror) BIND(C)
32    TYPE(*), DIMENSION(..), ASYNCHRONOUS :: buffer
33    INTEGER, INTENT(IN) :: count, root
34    TYPE(MPI_Datatype), INTENT(IN) :: datatype
35    TYPE(MPI_Comm), INTENT(IN) :: comm
36    TYPE(MPI_Request), INTENT(OUT) :: request
37    INTEGER, OPTIONAL, INTENT(OUT) :: ierror
38
39    MPI_Iexscan(sendbuf, recvbuf, count, datatype, op, comm, request, ierror)
40    BIND(C)
41    TYPE(*), DIMENSION(..), INTENT(IN), ASYNCHRONOUS :: sendbuf
42    TYPE(*), DIMENSION(..), ASYNCHRONOUS :: recvbuf
43    INTEGER, INTENT(IN) :: count
44    TYPE(MPI_Datatype), INTENT(IN) :: datatype
45    TYPE(MPI_Op), INTENT(IN) :: op
46    TYPE(MPI_Comm), INTENT(IN) :: comm
47    TYPE(MPI_Request), INTENT(OUT) :: request
48    INTEGER, OPTIONAL, INTENT(OUT) :: ierror
49
50    MPI_Igather(sendbuf, sendcount, sendtype, recvbuf, recvcount, recvtype,

```

```

        root, comm, request, ierror) BIND(C)
1
TYPE(*), DIMENSION(..), INTENT(IN), ASYNCHRONOUS :: sendbuf
2
TYPE(*), DIMENSION(..), ASYNCHRONOUS :: recvbuf
3
INTEGER, INTENT(IN) :: sendcount, recvcount, root
4
TYPE(MPI_Datatype), INTENT(IN) :: sendtype, recvtype
5
TYPE(MPI_Comm), INTENT(IN) :: comm
6
TYPE(MPI_Request), INTENT(OUT) :: request
7
INTEGER, OPTIONAL, INTENT(OUT) :: ierror
8
9
MPI_Igatherv(sendbuf, sendcount, sendtype, recvbuf, recvcounts, displs,
10
             recvtype, root, comm, request, ierror) BIND(C)
11
TYPE(*), DIMENSION(..), INTENT(IN), ASYNCHRONOUS :: sendbuf
12
TYPE(*), DIMENSION(..), ASYNCHRONOUS :: recvbuf
13
INTEGER, INTENT(IN) :: sendcount, root
14
INTEGER, INTENT(IN), ASYNCHRONOUS :: recvcounts(*), displs(*)
15
TYPE(MPI_Datatype), INTENT(IN) :: sendtype, recvtype
16
TYPE(MPI_Comm), INTENT(IN) :: comm
17
TYPE(MPI_Request), INTENT(OUT) :: request
18
INTEGER, OPTIONAL, INTENT(OUT) :: ierror
19
20
MPI_Ireduce(sendbuf, recvbuf, count, datatype, op, root, comm, request,
21
            ierror) BIND(C)
22
TYPE(*), DIMENSION(..), INTENT(IN), ASYNCHRONOUS :: sendbuf
23
TYPE(*), DIMENSION(..), ASYNCHRONOUS :: recvbuf
24
INTEGER, INTENT(IN) :: count, root
25
TYPE(MPI_Datatype), INTENT(IN) :: datatype
26
TYPE(MPI_Op), INTENT(IN) :: op
27
TYPE(MPI_Comm), INTENT(IN) :: comm
28
TYPE(MPI_Request), INTENT(OUT) :: request
29
INTEGER, OPTIONAL, INTENT(OUT) :: ierror
30
31
MPI_Ireduce_scatter(sendbuf, recvbuf, recvcounts, datatype, op, comm,
32
                   request, ierror) BIND(C)
33
TYPE(*), DIMENSION(..), INTENT(IN), ASYNCHRONOUS :: sendbuf
34
TYPE(*), DIMENSION(..), ASYNCHRONOUS :: recvbuf
35
INTEGER, INTENT(IN), ASYNCHRONOUS :: recvcounts(*)
36
TYPE(MPI_Datatype), INTENT(IN) :: datatype
37
TYPE(MPI_Op), INTENT(IN) :: op
38
TYPE(MPI_Comm), INTENT(IN) :: comm
39
TYPE(MPI_Request), INTENT(OUT) :: request
40
INTEGER, OPTIONAL, INTENT(OUT) :: ierror
41
42
MPI_Ireduce_scatter_block(sendbuf, recvbuf, recvcount, datatype, op, comm,
43
                          request, ierror) BIND(C)
44
TYPE(*), DIMENSION(..), INTENT(IN), ASYNCHRONOUS :: sendbuf
45
TYPE(*), DIMENSION(..), ASYNCHRONOUS :: recvbuf
46
INTEGER, INTENT(IN) :: recvcount
47
TYPE(MPI_Datatype), INTENT(IN) :: datatype
48
TYPE(MPI_Op), INTENT(IN) :: op
49

```

```

1     TYPE(MPI_Comm), INTENT(IN) :: comm
2     TYPE(MPI_Request), INTENT(OUT) :: request
3     INTEGER, OPTIONAL, INTENT(OUT) :: ierror
4
5 MPI_Iscan(sendbuf, recvbuf, count, datatype, op, comm, request, ierror)
6     BIND(C)
7     TYPE(*), DIMENSION(..), INTENT(IN), ASYNCHRONOUS :: sendbuf
8     TYPE(*), DIMENSION(..), ASYNCHRONOUS :: recvbuf
9     INTEGER, INTENT(IN) :: count
10    TYPE(MPI_Datatype), INTENT(IN) :: datatype
11    TYPE(MPI_Op), INTENT(IN) :: op
12    TYPE(MPI_Comm), INTENT(IN) :: comm
13    TYPE(MPI_Request), INTENT(OUT) :: request
14    INTEGER, OPTIONAL, INTENT(OUT) :: ierror
15
16 MPI_Iscatter(sendbuf, sendcount, sendtype, recvbuf, recvcount, recvtype,
17             root, comm, request, ierror) BIND(C)
18    TYPE(*), DIMENSION(..), INTENT(IN), ASYNCHRONOUS :: sendbuf
19    TYPE(*), DIMENSION(..), ASYNCHRONOUS :: recvbuf
20    INTEGER, INTENT(IN) :: sendcount, recvcount, root
21    TYPE(MPI_Datatype), INTENT(IN) :: sendtype, recvtype
22    TYPE(MPI_Comm), INTENT(IN) :: comm
23    TYPE(MPI_Request), INTENT(OUT) :: request
24    INTEGER, OPTIONAL, INTENT(OUT) :: ierror
25
26 MPI_Iscatterv(sendbuf, sendcounts, displs, sendtype, recvbuf, recvcount,
27             recvtype, root, comm, request, ierror) BIND(C)
28    TYPE(*), DIMENSION(..), INTENT(IN), ASYNCHRONOUS :: sendbuf
29    TYPE(*), DIMENSION(..), ASYNCHRONOUS :: recvbuf
30    INTEGER, INTENT(IN), ASYNCHRONOUS :: sendcounts(*), displs(*)
31    INTEGER, INTENT(IN) :: recvcount, root
32    TYPE(MPI_Datatype), INTENT(IN) :: sendtype, recvtype
33    TYPE(MPI_Comm), INTENT(IN) :: comm
34    TYPE(MPI_Request), INTENT(OUT) :: request
35    INTEGER, OPTIONAL, INTENT(OUT) :: ierror
36
37 MPI_Op_commutative(op, commute, ierror) BIND(C)
38    TYPE(MPI_Op), INTENT(IN) :: op
39    LOGICAL, INTENT(OUT) :: commute
40    INTEGER, OPTIONAL, INTENT(OUT) :: ierror
41
42 MPI_Op_create(user_fn, commute, op, ierror) BIND(C)
43    PROCEDURE(MPI_User_function) :: user_fn
44    LOGICAL, INTENT(IN) :: commute
45    TYPE(MPI_Op), INTENT(OUT) :: op
46    INTEGER, OPTIONAL, INTENT(OUT) :: ierror
47
48 MPI_Op_free(op, ierror) BIND(C)
49    TYPE(MPI_Op), INTENT(INOUT) :: op
50    INTEGER, OPTIONAL, INTENT(OUT) :: ierror

```



```

1     TYPE(*), DIMENSION(..) :: recvbuf
2     INTEGER, INTENT(IN) :: sendcount, recvcount, root
3     TYPE(MPI_Datatype), INTENT(IN) :: sendtype, recvttype
4     TYPE(MPI_Comm), INTENT(IN) :: comm
5     INTEGER, OPTIONAL, INTENT(OUT) :: ierror
6
7 MPI_Scatterv(sendbuf, sendcounts, displs, sendtype, recvbuf, recvcount,
8             recvttype, root, comm, ierror) BIND(C)
9     TYPE(*), DIMENSION(..), INTENT(IN) :: sendbuf
10    TYPE(*), DIMENSION(..) :: recvbuf
11    INTEGER, INTENT(IN) :: sendcounts(*), displs(*), recvcount, root
12    TYPE(MPI_Datatype), INTENT(IN) :: sendtype, recvttype
13    TYPE(MPI_Comm), INTENT(IN) :: comm
14    INTEGER, OPTIONAL, INTENT(OUT) :: ierror

```

A.3.4 Groups, Contexts, Communicators, and Caching Fortran 2008 Bindings

```

16
17
18 MPI_COMM_DUP_FN(oldcomm, comm_keyval, extra_state, attribute_val_in,
19               attribute_val_out, flag, ierror) BIND(C)
20     TYPE(MPI_Comm), INTENT(IN) :: oldcomm
21     INTEGER, INTENT(IN) :: comm_keyval
22     INTEGER(KIND=MPI_ADDRESS_KIND), INTENT(IN) :: extra_state,
23     attribute_val_in
24     INTEGER(KIND=MPI_ADDRESS_KIND), INTENT(OUT) :: attribute_val_out
25     LOGICAL, INTENT(OUT) :: flag
26     INTEGER, INTENT(OUT) :: ierror
27
28 MPI_COMM_NULL_COPY_FN(oldcomm, comm_keyval, extra_state, attribute_val_in,
29                      attribute_val_out, flag, ierror) BIND(C)
30     TYPE(MPI_Comm), INTENT(IN) :: oldcomm
31     INTEGER, INTENT(IN) :: comm_keyval
32     INTEGER(KIND=MPI_ADDRESS_KIND), INTENT(IN) :: extra_state,
33     attribute_val_in
34     INTEGER(KIND=MPI_ADDRESS_KIND), INTENT(OUT) :: attribute_val_out
35     LOGICAL, INTENT(OUT) :: flag
36     INTEGER, INTENT(OUT) :: ierror
37
38 MPI_COMM_NULL_DELETE_FN(comm, comm_keyval, attribute_val, extra_state,
39                        ierror) BIND(C)
40     TYPE(MPI_Comm), INTENT(IN) :: comm
41     INTEGER, INTENT(IN) :: comm_keyval
42     INTEGER(KIND=MPI_ADDRESS_KIND), INTENT(IN) :: attribute_val,
43     extra_state
44     INTEGER, INTENT(OUT) :: ierror
45
46 MPI_Comm_compare(comm1, comm2, result, ierror) BIND(C)
47     TYPE(MPI_Comm), INTENT(IN) :: comm1, comm2
48     INTEGER, INTENT(OUT) :: result
49     INTEGER, OPTIONAL, INTENT(OUT) :: ierror

```

```

MPI_Comm_create(comm, group, newcomm, ierror) BIND(C) 1
  TYPE(MPI_Comm), INTENT(IN) :: comm 2
  TYPE(MPI_Group), INTENT(IN) :: group 3
  TYPE(MPI_Comm), INTENT(OUT) :: newcomm 4
  INTEGER, OPTIONAL, INTENT(OUT) :: ierror 5
  6
MPI_Comm_create_endpoints(parent_comm, my_num_ep, info, new_comm_handles,
  ierror) 7
  TYPE(MPI_Comm), INTENT(IN) :: parent_comm 8
  INTEGER, INTENT(IN) :: my_num_ep 9
  TYPE(MPI_Info), INTENT(IN) :: info 10
  TYPE(MPI_Comm), INTENT(OUT) :: new_comm_handles(my_num_ep) 11
  INTEGER, OPTIONAL, INTENT(OUT) :: ierror 12
  13
MPI_Comm_create_group(comm, group, tag, newcomm, ierror) 14
  TYPE(MPI_Comm), INTENT(IN) :: comm 15
  TYPE(MPI_Group), INTENT(IN) :: group 16
  INTEGER, INTENT(IN) :: tag 17
  TYPE(MPI_Comm), INTENT(OUT) :: newcomm 18
  INTEGER, OPTIONAL, INTENT(OUT) :: ierror 19
  20
MPI_Comm_create_keyval(comm_copy_attr_fn, comm_delete_attr_fn, comm_keyval,
  extra_state, ierror) BIND(C) 21
  PROCEDURE(MPI_Comm_copy_attr_function) :: comm_copy_attr_fn 22
  PROCEDURE(MPI_Comm_delete_attr_function) :: comm_delete_attr_fn 23
  INTEGER, INTENT(OUT) :: comm_keyval 24
  INTEGER(KIND=MPI_ADDRESS_KIND), INTENT(IN) :: extra_state 25
  INTEGER, OPTIONAL, INTENT(OUT) :: ierror 26
  27
MPI_Comm_delete_attr(comm, comm_keyval, ierror) BIND(C) 28
  TYPE(MPI_Comm), INTENT(IN) :: comm 29
  INTEGER, INTENT(IN) :: comm_keyval 30
  INTEGER, OPTIONAL, INTENT(OUT) :: ierror 31
  32
MPI_Comm_dup(comm, newcomm, ierror) BIND(C) 33
  TYPE(MPI_Comm), INTENT(IN) :: comm 34
  TYPE(MPI_Comm), INTENT(OUT) :: newcomm 35
  INTEGER, OPTIONAL, INTENT(OUT) :: ierror 36
  37
MPI_Comm_dup_with_info(comm, info, newcomm, ierror) BIND(C) 38
  TYPE(MPI_Comm), INTENT(IN) :: comm 39
  TYPE(MPI_Info), INTENT(IN) :: info 40
  TYPE(MPI_Comm), INTENT(OUT) :: newcomm 41
  INTEGER, OPTIONAL, INTENT(OUT) :: ierror 42
  43
MPI_Comm_free(comm, ierror) BIND(C) 44
  TYPE(MPI_Comm), INTENT(INOUT) :: comm 45
  INTEGER, OPTIONAL, INTENT(OUT) :: ierror 46
  47
MPI_Comm_free_keyval(comm_keyval, ierror) BIND(C) 48
  INTEGER, INTENT(INOUT) :: comm_keyval

```

```

1     INTEGER, OPTIONAL, INTENT(OUT) :: ierror
2
3     MPI_Comm_get_attr(comm, comm_keyval, attribute_val, flag, ierror) BIND(C)
4     TYPE(MPI_Comm), INTENT(IN) :: comm
5     INTEGER, INTENT(IN) :: comm_keyval
6     INTEGER(KIND=MPI_ADDRESS_KIND), INTENT(OUT) :: attribute_val
7     LOGICAL, INTENT(OUT) :: flag
8     INTEGER, OPTIONAL, INTENT(OUT) :: ierror
9
10    MPI_Comm_get_info(comm, info_used, ierror) BIND(C)
11    TYPE(MPI_Comm), INTENT(IN) :: comm
12    TYPE(MPI_Info), INTENT(OUT) :: info_used
13    INTEGER, OPTIONAL, INTENT(OUT) :: ierror
14
15    MPI_Comm_get_name(comm, comm_name, resultlen, ierror) BIND(C)
16    TYPE(MPI_Comm), INTENT(IN) :: comm
17    CHARACTER(LEN=MPI_MAX_OBJECT_NAME), INTENT(OUT) :: comm_name
18    INTEGER, INTENT(OUT) :: resultlen
19    INTEGER, OPTIONAL, INTENT(OUT) :: ierror
20
21    MPI_Comm_group(comm, group, ierror) BIND(C)
22    TYPE(MPI_Comm), INTENT(IN) :: comm
23    TYPE(MPI_Group), INTENT(OUT) :: group
24    INTEGER, OPTIONAL, INTENT(OUT) :: ierror
25
26    MPI_Comm_idup(comm, newcomm, request, ierror) BIND(C)
27    TYPE(MPI_Comm), INTENT(IN) :: comm
28    TYPE(MPI_Comm), INTENT(OUT) :: newcomm
29    TYPE(MPI_Request), INTENT(OUT) :: request
30    INTEGER, OPTIONAL, INTENT(OUT) :: ierror
31
32    MPI_Comm_rank(comm, rank, ierror) BIND(C)
33    TYPE(MPI_Comm), INTENT(IN) :: comm
34    INTEGER, INTENT(OUT) :: rank
35    INTEGER, OPTIONAL, INTENT(OUT) :: ierror
36
37    MPI_Comm_remote_group(comm, group, ierror) BIND(C)
38    TYPE(MPI_Comm), INTENT(IN) :: comm
39    TYPE(MPI_Group), INTENT(OUT) :: group
40    INTEGER, OPTIONAL, INTENT(OUT) :: ierror
41
42    MPI_Comm_remote_size(comm, size, ierror) BIND(C)
43    TYPE(MPI_Comm), INTENT(IN) :: comm
44    INTEGER, INTENT(OUT) :: size
45    INTEGER, OPTIONAL, INTENT(OUT) :: ierror
46
47    MPI_Comm_set_attr(comm, comm_keyval, attribute_val, ierror) BIND(C)
48    TYPE(MPI_Comm), INTENT(IN) :: comm
49    INTEGER, INTENT(IN) :: comm_keyval
50    INTEGER(KIND=MPI_ADDRESS_KIND), INTENT(IN) :: attribute_val
51    INTEGER, OPTIONAL, INTENT(OUT) :: ierror

```

```
MPI_Comm_set_info(MPI_Comm comm, MPI_Info info) BIND(C) 1
  TYPE(MPI_Comm), INTENT(INOUT) :: comm 2
  TYPE(MPI_Info), INTENT(IN) :: info 3
  INTEGER, OPTIONAL, INTENT(OUT) :: ierror 4
  5
MPI_Comm_set_name(comm, comm_name, ierror) BIND(C) 6
  TYPE(MPI_Comm), INTENT(IN) :: comm 7
  CHARACTER(LEN=*), INTENT(IN) :: comm_name 8
  INTEGER, OPTIONAL, INTENT(OUT) :: ierror 9
  10
MPI_Comm_size(comm, size, ierror) BIND(C) 11
  TYPE(MPI_Comm), INTENT(IN) :: comm 12
  INTEGER, INTENT(OUT) :: size 13
  INTEGER, OPTIONAL, INTENT(OUT) :: ierror 14
  15
MPI_Comm_split(comm, color, key, newcomm, ierror) BIND(C) 16
  TYPE(MPI_Comm), INTENT(IN) :: comm 17
  INTEGER, INTENT(IN) :: color, key 18
  TYPE(MPI_Comm), INTENT(OUT) :: newcomm 19
  INTEGER, OPTIONAL, INTENT(OUT) :: ierror 20
  21
MPI_Comm_split_type(comm, split_type, key, info, newcomm, ierror) BIND(C) 22
  TYPE(MPI_Comm), INTENT(IN) :: comm 23
  INTEGER, INTENT(IN) :: split_type, key 24
  TYPE(MPI_Info), INTENT(IN) :: info 25
  TYPE(MPI_Comm), INTENT(OUT) :: newcomm 26
  INTEGER, OPTIONAL, INTENT(OUT) :: ierror 27
  28
MPI_Comm_test_inter(comm, flag, ierror) BIND(C) 29
  TYPE(MPI_Comm), INTENT(IN) :: comm 30
  LOGICAL, INTENT(OUT) :: flag 31
  INTEGER, OPTIONAL, INTENT(OUT) :: ierror 32
  33
MPI_Group_compare(group1, group2, result, ierror) BIND(C) 34
  TYPE(MPI_Group), INTENT(IN) :: group1, group2 35
  INTEGER, INTENT(OUT) :: result 36
  INTEGER, OPTIONAL, INTENT(OUT) :: ierror 37
  38
MPI_Group_difference(group1, group2, newgroup, ierror) BIND(C) 39
  TYPE(MPI_Group), INTENT(IN) :: group1, group2 40
  TYPE(MPI_Group), INTENT(OUT) :: newgroup 41
  INTEGER, OPTIONAL, INTENT(OUT) :: ierror 42
  43
MPI_Group_excl(group, n, ranks, newgroup, ierror) BIND(C) 44
  TYPE(MPI_Group), INTENT(IN) :: group 45
  INTEGER, INTENT(IN) :: n, ranks(n) 46
  TYPE(MPI_Group), INTENT(OUT) :: newgroup 47
  INTEGER, OPTIONAL, INTENT(OUT) :: ierror 48
  49
MPI_Group_free(group, ierror) BIND(C) 50
  TYPE(MPI_Group), INTENT(INOUT) :: group 51
  INTEGER, OPTIONAL, INTENT(OUT) :: ierror 52
```

```

1 MPI_Group_incl(group, n, ranks, newgroup, ierror) BIND(C)
2     TYPE(MPI_Group), INTENT(IN) :: group
3     INTEGER, INTENT(IN) :: n, ranks(n)
4     TYPE(MPI_Group), INTENT(OUT) :: newgroup
5     INTEGER, OPTIONAL, INTENT(OUT) :: ierror
6
7 MPI_Group_intersection(group1, group2, newgroup, ierror) BIND(C)
8     TYPE(MPI_Group), INTENT(IN) :: group1, group2
9     TYPE(MPI_Group), INTENT(OUT) :: newgroup
10    INTEGER, OPTIONAL, INTENT(OUT) :: ierror
11
12 MPI_Group_range_excl(group, n, ranges, newgroup, ierror) BIND(C)
13    TYPE(MPI_Group), INTENT(IN) :: group
14    INTEGER, INTENT(IN) :: n, ranges(3,n)
15    TYPE(MPI_Group), INTENT(OUT) :: newgroup
16    INTEGER, OPTIONAL, INTENT(OUT) :: ierror
17
18 MPI_Group_range_incl(group, n, ranges, newgroup, ierror) BIND(C)
19    TYPE(MPI_Group), INTENT(IN) :: group
20    INTEGER, INTENT(IN) :: n, ranges(3,n)
21    TYPE(MPI_Group), INTENT(OUT) :: newgroup
22    INTEGER, OPTIONAL, INTENT(OUT) :: ierror
23
24 MPI_Group_rank(group, rank, ierror) BIND(C)
25    TYPE(MPI_Group), INTENT(IN) :: group
26    INTEGER, INTENT(OUT) :: rank
27    INTEGER, OPTIONAL, INTENT(OUT) :: ierror
28
29 MPI_Group_size(group, size, ierror) BIND(C)
30    TYPE(MPI_Group), INTENT(IN) :: group
31    INTEGER, INTENT(OUT) :: size
32    INTEGER, OPTIONAL, INTENT(OUT) :: ierror
33
34 MPI_Group_translate_ranks(group1, n, ranks1, group2, ranks2, ierror)
35    BIND(C)
36    TYPE(MPI_Group), INTENT(IN) :: group1, group2
37    INTEGER, INTENT(IN) :: n, ranks1(n)
38    INTEGER, INTENT(OUT) :: ranks2(n)
39    INTEGER, OPTIONAL, INTENT(OUT) :: ierror
40
41 MPI_Group_union(group1, group2, newgroup, ierror) BIND(C)
42    TYPE(MPI_Group), INTENT(IN) :: group1, group2
43    TYPE(MPI_Group), INTENT(OUT) :: newgroup
44    INTEGER, OPTIONAL, INTENT(OUT) :: ierror
45
46 MPI_Intercomm_create(local_comm, local_leader, peer_comm, remote_leader,
47    tag, newintercomm, ierror) BIND(C)
48    TYPE(MPI_Comm), INTENT(IN) :: local_comm, peer_comm
49    INTEGER, INTENT(IN) :: local_leader, remote_leader, tag
50    TYPE(MPI_Comm), INTENT(OUT) :: newintercomm
51    INTEGER, OPTIONAL, INTENT(OUT) :: ierror

```

```

MPI_Intercomm_merge(intercomm, high, newintracomm, ierror) BIND(C)      1
  TYPE(MPI_Comm), INTENT(IN) :: intercomm                               2
  LOGICAL, INTENT(IN) :: high                                         3
  TYPE(MPI_Comm), INTENT(OUT) :: newintracomm                         4
  INTEGER, OPTIONAL, INTENT(OUT) :: ierror                             5
                                                                    6
MPI_TYPE_DUP_FN(oldtype, type_keyval, extra_state, attribute_val_in,    7
  attribute_val_out, flag, ierror) BIND(C)                             8
  TYPE(MPI_Datatype), INTENT(IN) :: oldtype                           9
  INTEGER, INTENT(IN) :: type_keyval                                  10
  INTEGER(KIND=MPI_ADDRESS_KIND), INTENT(IN) :: extra_state,        11
  attribute_val_in                                                  12
  INTEGER(KIND=MPI_ADDRESS_KIND), INTENT(OUT) :: attribute_val_out   13
  LOGICAL, INTENT(OUT) :: flag                                       14
  INTEGER, INTENT(OUT) :: ierror                                      15
                                                                    16
MPI_TYPE_NULL_COPY_FN(oldtype, type_keyval, extra_state, attribute_val_in, 17
  attribute_val_out, flag, ierror) BIND(C)                             18
  TYPE(MPI_Datatype), INTENT(IN) :: oldtype                           19
  INTEGER, INTENT(IN) :: type_keyval                                  20
  INTEGER(KIND=MPI_ADDRESS_KIND), INTENT(IN) :: extra_state,        21
  attribute_val_in                                                  22
  INTEGER(KIND=MPI_ADDRESS_KIND), INTENT(OUT) :: attribute_val_out   23
  LOGICAL, INTENT(OUT) :: flag                                       24
  INTEGER, INTENT(OUT) :: ierror                                      25
                                                                    26
MPI_TYPE_NULL_DELETE_FN(datatype, type_keyval, attribute_val, extra_state, 27
  ierror) BIND(C)                                                    28
  TYPE(MPI_Datatype), INTENT(IN) :: datatype                           29
  INTEGER, INTENT(IN) :: type_keyval                                  30
  INTEGER(KIND=MPI_ADDRESS_KIND), INTENT(IN) :: attribute_val,      31
  extra_state                                                        32
  INTEGER, INTENT(OUT) :: ierror                                      33
                                                                    34
MPI_Type_create_keyval(type_copy_attr_fn, type_delete_attr_fn, type_keyval, 35
  extra_state, ierror) BIND(C)                                        36
  PROCEDURE(MPI_Type_copy_attr_function) :: type_copy_attr_fn        37
  PROCEDURE(MPI_Type_delete_attr_function) :: type_delete_attr_fn    38
  INTEGER, INTENT(OUT) :: type_keyval                                  39
  INTEGER(KIND=MPI_ADDRESS_KIND), INTENT(IN) :: extra_state         40
  INTEGER, OPTIONAL, INTENT(OUT) :: ierror                             41
                                                                    42
MPI_Type_delete_attr(datatype, type_keyval, ierror) BIND(C)          43
  TYPE(MPI_Datatype), INTENT(IN) :: datatype                           44
  INTEGER, INTENT(IN) :: type_keyval                                  45
  INTEGER, OPTIONAL, INTENT(OUT) :: ierror                             46
                                                                    47
MPI_Type_free_keyval(type_keyval, ierror) BIND(C)                     48
  INTEGER, INTENT(INOUT) :: type_keyval                               49
  INTEGER, OPTIONAL, INTENT(OUT) :: ierror                             50

```

```

1 MPI_Type_get_attr(datatype, type_keyval, attribute_val, flag, ierror)
2     BIND(C)
3     TYPE(MPI_Datatype), INTENT(IN) :: datatype
4     INTEGER, INTENT(IN) :: type_keyval
5     INTEGER(KIND=MPI_ADDRESS_KIND), INTENT(OUT) :: attribute_val
6     LOGICAL, INTENT(OUT) :: flag
7     INTEGER, OPTIONAL, INTENT(OUT) :: ierror
8
9 MPI_Type_get_name(datatype, type_name, resultlen, ierror) BIND(C)
10    TYPE(MPI_Datatype), INTENT(IN) :: datatype
11    CHARACTER(LEN=MPI_MAX_OBJECT_NAME), INTENT(OUT) :: type_name
12    INTEGER, INTENT(OUT) :: resultlen
13    INTEGER, OPTIONAL, INTENT(OUT) :: ierror
14
15 MPI_Type_set_attr(datatype, type_keyval, attribute_val, ierror) BIND(C)
16    TYPE(MPI_Datatype), INTENT(IN) :: datatype
17    INTEGER, INTENT(IN) :: type_keyval
18    INTEGER(KIND=MPI_ADDRESS_KIND), INTENT(IN) :: attribute_val
19    INTEGER, OPTIONAL, INTENT(OUT) :: ierror
20
21 MPI_Type_set_name(datatype, type_name, ierror) BIND(C)
22    TYPE(MPI_Datatype), INTENT(IN) :: datatype
23    CHARACTER(LEN=*), INTENT(IN) :: type_name
24    INTEGER, OPTIONAL, INTENT(OUT) :: ierror
25
26 MPI_WIN_DUP_FN(oldwin, win_keyval, extra_state, attribute_val_in,
27     attribute_val_out, flag, ierror) BIND(C)
28    INTEGER, INTENT(IN) :: oldwin, win_keyval
29    INTEGER(KIND=MPI_ADDRESS_KIND), INTENT(IN) :: extra_state,
30    attribute_val_in
31    INTEGER(KIND=MPI_ADDRESS_KIND), INTENT(OUT) :: attribute_val_out
32    LOGICAL, INTENT(OUT) :: flag
33    INTEGER, INTENT(OUT) :: ierror
34
35 MPI_WIN_NULL_COPY_FN(oldwin, win_keyval, extra_state, attribute_val_in,
36     attribute_val_out, flag, ierror) BIND(C)
37    INTEGER, INTENT(IN) :: oldwin, win_keyval
38    INTEGER(KIND=MPI_ADDRESS_KIND), INTENT(IN) :: extra_state,
39    attribute_val_in
40    INTEGER(KIND=MPI_ADDRESS_KIND), INTENT(OUT) :: attribute_val_out
41    LOGICAL, INTENT(OUT) :: flag
42    INTEGER, INTENT(OUT) :: ierror
43
44 MPI_WIN_NULL_DELETE_FN(win, win_keyval, attribute_val, extra_state, ierror)
45     BIND(C)
46    TYPE(MPI_Win), INTENT(IN) :: win
47    INTEGER, INTENT(IN) :: win_keyval
48    INTEGER(KIND=MPI_ADDRESS_KIND), INTENT(IN) :: attribute_val,
49    extra_state
50    INTEGER, INTENT(OUT) :: ierror

```



```

MPI_Win_create_keyval(win_copy_attr_fn, win_delete_attr_fn, win_keyval,
    extra_state, ierror) BIND(C)
    PROCEDURE(MPI_Win_copy_attr_function) :: win_copy_attr_fn
    PROCEDURE(MPI_Win_delete_attr_function) :: win_delete_attr_fn
    INTEGER, INTENT(OUT) :: win_keyval
    INTEGER(KIND=MPI_ADDRESS_KIND), INTENT(IN) :: extra_state
    INTEGER, OPTIONAL, INTENT(OUT) :: ierror

MPI_Win_delete_attr(win, win_keyval, ierror) BIND(C)
    TYPE(MPI_Win), INTENT(IN) :: win
    INTEGER, INTENT(IN) :: win_keyval
    INTEGER, OPTIONAL, INTENT(OUT) :: ierror

MPI_Win_free_keyval(win_keyval, ierror) BIND(C)
    INTEGER, INTENT(INOUT) :: win_keyval
    INTEGER, OPTIONAL, INTENT(OUT) :: ierror

MPI_Win_get_attr(win, win_keyval, attribute_val, flag, ierror) BIND(C)
    TYPE(MPI_Win), INTENT(IN) :: win
    INTEGER, INTENT(IN) :: win_keyval
    INTEGER(KIND=MPI_ADDRESS_KIND), INTENT(OUT) :: attribute_val
    LOGICAL, INTENT(OUT) :: flag
    INTEGER, OPTIONAL, INTENT(OUT) :: ierror

MPI_Win_get_name(win, win_name, resultlen, ierror) BIND(C)
    TYPE(MPI_Win), INTENT(IN) :: win
    CHARACTER(LEN=MPI_MAX_OBJECT_NAME), INTENT(OUT) :: win_name
    INTEGER, INTENT(OUT) :: resultlen
    INTEGER, OPTIONAL, INTENT(OUT) :: ierror

MPI_Win_set_attr(win, win_keyval, attribute_val, ierror) BIND(C)
    TYPE(MPI_Win), INTENT(IN) :: win
    INTEGER, INTENT(IN) :: win_keyval
    INTEGER(KIND=MPI_ADDRESS_KIND), INTENT(IN) :: attribute_val
    INTEGER, OPTIONAL, INTENT(OUT) :: ierror

MPI_Win_set_name(win, win_name, ierror) BIND(C)
    TYPE(MPI_Win), INTENT(IN) :: win
    CHARACTER(LEN=*), INTENT(IN) :: win_name
    INTEGER, OPTIONAL, INTENT(OUT) :: ierror

A.3.5 Process Topologies Fortran 2008 Bindings

MPI_Cart_coords(comm, rank, maxdims, coords, ierror) BIND(C)
    TYPE(MPI_Comm), INTENT(IN) :: comm
    INTEGER, INTENT(IN) :: rank, maxdims
    INTEGER, INTENT(OUT) :: coords(maxdims)
    INTEGER, OPTIONAL, INTENT(OUT) :: ierror

MPI_Cart_create(comm_old, ndims, dims, periods, reorder, comm_cart, ierror)
    BIND(C)

```

```

1     TYPE(MPI_Comm), INTENT(IN) :: comm_old
2     INTEGER, INTENT(IN) :: ndims, dims(ndims)
3     LOGICAL, INTENT(IN) :: periods(ndims), reorder
4     TYPE(MPI_Comm), INTENT(OUT) :: comm_cart
5     INTEGER, OPTIONAL, INTENT(OUT) :: ierror
6
7 MPI_Cart_get(comm, maxdims, dims, periods, coords, ierror) BIND(C)
8     TYPE(MPI_Comm), INTENT(IN) :: comm
9     INTEGER, INTENT(IN) :: maxdims
10    INTEGER, INTENT(OUT) :: dims(maxdims), coords(maxdims)
11    LOGICAL, INTENT(OUT) :: periods(maxdims)
12    INTEGER, OPTIONAL, INTENT(OUT) :: ierror
13
14 MPI_Cart_map(comm, ndims, dims, periods, newrank, ierror) BIND(C)
15    TYPE(MPI_Comm), INTENT(IN) :: comm
16    INTEGER, INTENT(IN) :: ndims, dims(ndims)
17    LOGICAL, INTENT(IN) :: periods(ndims)
18    INTEGER, INTENT(OUT) :: newrank
19    INTEGER, OPTIONAL, INTENT(OUT) :: ierror
20
21 MPI_Cart_rank(comm, coords, rank, ierror) BIND(C)
22    TYPE(MPI_Comm), INTENT(IN) :: comm
23    INTEGER, INTENT(IN) :: coords(*)
24    INTEGER, INTENT(OUT) :: rank
25    INTEGER, OPTIONAL, INTENT(OUT) :: ierror
26
27 MPI_Cart_shift(comm, direction, disp, rank_source, rank_dest, ierror)
28     BIND(C)
29     TYPE(MPI_Comm), INTENT(IN) :: comm
30     INTEGER, INTENT(IN) :: direction, disp
31     INTEGER, INTENT(OUT) :: rank_source, rank_dest
32     INTEGER, OPTIONAL, INTENT(OUT) :: ierror
33
34 MPI_Cart_sub(comm, remain_dims, newcomm, ierror) BIND(C)
35     TYPE(MPI_Comm), INTENT(IN) :: comm
36     LOGICAL, INTENT(IN) :: remain_dims(*)
37     TYPE(MPI_Comm), INTENT(OUT) :: newcomm
38     INTEGER, OPTIONAL, INTENT(OUT) :: ierror
39
40 MPI_Cartdim_get(comm, ndims, ierror) BIND(C)
41     TYPE(MPI_Comm), INTENT(IN) :: comm
42     INTEGER, INTENT(OUT) :: ndims
43     INTEGER, OPTIONAL, INTENT(OUT) :: ierror
44
45 MPI_Dims_create(nnodes, ndims, dims, ierror) BIND(C)
46     INTEGER, INTENT(IN) :: nnodes, ndims
47     INTEGER, INTENT(INOUT) :: dims(ndims)
48     INTEGER, OPTIONAL, INTENT(OUT) :: ierror
49
50 MPI_Dist_graph_create(comm_old, n, sources, degrees, destinations, weights,
51     info, reorder, comm_dist_graph, ierror) BIND(C)

```

```

TYPE(MPI_Comm), INTENT(IN) :: comm_old 1
INTEGER, INTENT(IN) :: n, sources(n), degrees(n), destinations(*) 2
INTEGER, INTENT(IN) :: weights(*) 3
TYPE(MPI_Info), INTENT(IN) :: info 4
LOGICAL, INTENT(IN) :: reorder 5
TYPE(MPI_Comm), INTENT(OUT) :: comm_dist_graph 6
INTEGER, OPTIONAL, INTENT(OUT) :: ierror 7
8
MPI_Dist_graph_create_adjacent(comm_old, indegree, sources, sourceweights, 9
    outdegree, destinations, destweights, info, reorder, 10
    comm_dist_graph, ierror) BIND(C) 11
TYPE(MPI_Comm), INTENT(IN) :: comm_old 12
INTEGER, INTENT(IN) :: indegree, sources(indegree), outdegree, 13
    destinations(outdegree) 14
INTEGER, INTENT(IN) :: sourceweights(*), destweights(*) 15
TYPE(MPI_Info), INTENT(IN) :: info 16
LOGICAL, INTENT(IN) :: reorder 17
TYPE(MPI_Comm), INTENT(OUT) :: comm_dist_graph 18
INTEGER, OPTIONAL, INTENT(OUT) :: ierror 19
20
MPI_Dist_graph_neighbors(comm, maxindegree, sources, sourceweights, 21
    maxoutdegree, destinations, destweights, ierror) BIND(C) 22
TYPE(MPI_Comm), INTENT(IN) :: comm 23
INTEGER, INTENT(IN) :: maxindegree, maxoutdegree 24
INTEGER, INTENT(OUT) :: sources(maxindegree), 25
    destinations(maxoutdegree) 26
INTEGER :: sourceweights(*), destweights(*) 27
INTEGER, OPTIONAL, INTENT(OUT) :: ierror 28
29
MPI_Dist_graph_neighbors_count(comm, indegree, outdegree, weighted, ierror) 30
    BIND(C) 31
TYPE(MPI_Comm), INTENT(IN) :: comm 32
INTEGER, INTENT(OUT) :: indegree, outdegree 33
LOGICAL, INTENT(OUT) :: weighted 34
INTEGER, OPTIONAL, INTENT(OUT) :: ierror 35
36
MPI_Graph_create(comm_old, nnodes, index, edges, reorder, comm_graph, 37
    ierror) BIND(C) 38
TYPE(MPI_Comm), INTENT(IN) :: comm_old 39
INTEGER, INTENT(IN) :: nnodes, index(nnodes), edges(*) 40
LOGICAL, INTENT(IN) :: reorder 41
TYPE(MPI_Comm), INTENT(OUT) :: comm_graph 42
INTEGER, OPTIONAL, INTENT(OUT) :: ierror 43
44
MPI_Graph_get(comm, maxindex, maxedges, index, edges, ierror) BIND(C) 45
TYPE(MPI_Comm), INTENT(IN) :: comm 46
INTEGER, INTENT(IN) :: maxindex, maxedges 47
INTEGER, INTENT(OUT) :: index(maxindex), edges(maxedges) 48
INTEGER, OPTIONAL, INTENT(OUT) :: ierror

```

```

1 MPI_Graph_map(comm, nnodes, index, edges, newrank, ierror) BIND(C)
2   TYPE(MPI_Comm), INTENT(IN) :: comm
3   INTEGER, INTENT(IN) :: nnodes, index(nnodes), edges(*)
4   INTEGER, INTENT(OUT) :: newrank
5   INTEGER, OPTIONAL, INTENT(OUT) :: ierror
6
7 MPI_Graph_neighbors(comm, rank, maxneighbors, neighbors, ierror) BIND(C)
8   TYPE(MPI_Comm), INTENT(IN) :: comm
9   INTEGER, INTENT(IN) :: rank, maxneighbors
10  INTEGER, INTENT(OUT) :: neighbors(maxneighbors)
11  INTEGER, OPTIONAL, INTENT(OUT) :: ierror
12
13 MPI_Graph_neighbors_count(comm, rank, nneighbors, ierror) BIND(C)
14  TYPE(MPI_Comm), INTENT(IN) :: comm
15  INTEGER, INTENT(IN) :: rank
16  INTEGER, INTENT(OUT) :: nneighbors
17  INTEGER, OPTIONAL, INTENT(OUT) :: ierror
18
19 MPI_Graphdims_get(comm, nnodes, nedges, ierror) BIND(C)
20  TYPE(MPI_Comm), INTENT(IN) :: comm
21  INTEGER, INTENT(OUT) :: nnodes, nedges
22  INTEGER, OPTIONAL, INTENT(OUT) :: ierror
23
24 MPI_Ineighbor_allgather(sendbuf, sendcount, sendtype, recvbuf, recvcount,
25   recvtype, comm, request, ierror) BIND(C)
26  TYPE(*), DIMENSION(..), INTENT(IN), ASYNCHRONOUS :: sendbuf
27  TYPE(*), DIMENSION(..), ASYNCHRONOUS :: recvbuf
28  INTEGER, INTENT(IN) :: sendcount, recvcount
29  TYPE(MPI_Datatype), INTENT(IN) :: sendtype, recvtype
30  TYPE(MPI_Comm), INTENT(IN) :: comm
31  TYPE(MPI_Request), INTENT(OUT) :: request
32  INTEGER, OPTIONAL, INTENT(OUT) :: ierror
33
34 MPI_Ineighbor_allgatherv(sendbuf, sendcount, sendtype, recvbuf, recvcoun
35   ts, displs, recvtype, comm, request, ierror) BIND(C)
36  TYPE(*), DIMENSION(..), INTENT(IN), ASYNCHRONOUS :: sendbuf
37  TYPE(*), DIMENSION(..), ASYNCHRONOUS :: recvbuf
38  INTEGER, INTENT(IN) :: sendcount
39  INTEGER, INTENT(IN), ASYNCHRONOUS :: recvcoun
40   ts(*), displs(*)
41  TYPE(MPI_Datatype), INTENT(IN) :: sendtype, recvtype
42  TYPE(MPI_Comm), INTENT(IN) :: comm
43  TYPE(MPI_Request), INTENT(OUT) :: request
44  INTEGER, OPTIONAL, INTENT(OUT) :: ierror
45
46 MPI_Ineighbor_alltoall(sendbuf, sendcount, sendtype, recvbuf, recvcount,
47   recvtype, comm, request, ierror) BIND(C)
48  TYPE(*), DIMENSION(..), INTENT(IN), ASYNCHRONOUS :: sendbuf
49  TYPE(*), DIMENSION(..), ASYNCHRONOUS :: recvbuf
50  INTEGER, INTENT(IN) :: sendcount, recvcount
51  TYPE(MPI_Datatype), INTENT(IN) :: sendtype, recvtype

```

```

TYPE(MPI_Comm), INTENT(IN) :: comm
TYPE(MPI_Request), INTENT(OUT) :: request
INTEGER, OPTIONAL, INTENT(OUT) :: ierror

MPI_Ineighbor_alltoallv(sendbuf, sendcounts, sdispls, sendtype, recvbuf,
    recvcnts, rdispls, recvtype, comm, request, ierror) BIND(C)
TYPE(*), DIMENSION(..), INTENT(IN), ASYNCHRONOUS :: sendbuf
TYPE(*), DIMENSION(..), ASYNCHRONOUS :: recvbuf
INTEGER, INTENT(IN), ASYNCHRONOUS :: sendcounts(*), sdispls(*),
    recvcnts(*), rdispls(*)
TYPE(MPI_Datatype), INTENT(IN) :: sendtype, recvtype
TYPE(MPI_Comm), INTENT(IN) :: comm
TYPE(MPI_Request), INTENT(OUT) :: request
INTEGER, OPTIONAL, INTENT(OUT) :: ierror

MPI_Ineighbor_alltoallw(sendbuf, sendcounts, sdispls, sendtypes, recvbuf,
    recvcnts, rdispls, recvtypes, comm, request, ierror) BIND(C)
TYPE(*), DIMENSION(..), INTENT(IN), ASYNCHRONOUS :: sendbuf
TYPE(*), DIMENSION(..), ASYNCHRONOUS :: recvbuf
INTEGER, INTENT(IN), ASYNCHRONOUS :: sendcounts(*), recvcnts(*)
INTEGER(KIND=MPI_ADDRESS_KIND), INTENT(IN), ASYNCHRONOUS ::
    sdispls(*), rdispls(*)
TYPE(MPI_Datatype), INTENT(IN), ASYNCHRONOUS :: sendtypes(*),
    recvtypes(*)
TYPE(MPI_Comm), INTENT(IN) :: comm
TYPE(MPI_Request), INTENT(OUT) :: request
INTEGER, OPTIONAL, INTENT(OUT) :: ierror

MPI_Neighbor_allgather(sendbuf, sendcount, sendtype, recvbuf, recvcnt,
    recvtype, comm, ierror) BIND(C)
TYPE(*), DIMENSION(..), INTENT(IN) :: sendbuf
TYPE(*), DIMENSION(..) :: recvbuf
INTEGER, INTENT(IN) :: sendcount, recvcnt
TYPE(MPI_Datatype), INTENT(IN) :: sendtype, recvtype
TYPE(MPI_Comm), INTENT(IN) :: comm
INTEGER, OPTIONAL, INTENT(OUT) :: ierror

MPI_Neighbor_allgatherv(sendbuf, sendcount, sendtype, recvbuf, recvcnts,
    displs, recvtype, comm, ierror) BIND(C)
TYPE(*), DIMENSION(..), INTENT(IN) :: sendbuf
TYPE(*), DIMENSION(..) :: recvbuf
INTEGER, INTENT(IN) :: sendcount, recvcnts(*), displs(*)
TYPE(MPI_Datatype), INTENT(IN) :: sendtype, recvtype
TYPE(MPI_Comm), INTENT(IN) :: comm
INTEGER, OPTIONAL, INTENT(OUT) :: ierror

MPI_Neighbor_alltoall(sendbuf, sendcount, sendtype, recvbuf, recvcnt,
    recvtype, comm, ierror) BIND(C)
TYPE(*), DIMENSION(..), INTENT(IN) :: sendbuf
TYPE(*), DIMENSION(..) :: recvbuf

```

```

1     INTEGER, INTENT(IN) :: sendcount, recvcount
2     TYPE(MPI_Datatype), INTENT(IN) :: sendtype, recvtype
3     TYPE(MPI_Comm), INTENT(IN) :: comm
4     INTEGER, OPTIONAL, INTENT(OUT) :: ierror
5
6 MPI_Neighbor_alltoallv(sendbuf, sendcounts, sdispls, sendtype, recvbuf,
7     recvcounts, rdispls, recvtype, comm, ierror) BIND(C)
8     TYPE(*), DIMENSION(..), INTENT(IN) :: sendbuf
9     TYPE(*), DIMENSION(..) :: recvbuf
10    INTEGER, INTENT(IN) :: sendcounts(*), sdispls(*), recvcounts(*),
11    rdispls(*)
12    TYPE(MPI_Datatype), INTENT(IN) :: sendtype, recvtype
13    TYPE(MPI_Comm), INTENT(IN) :: comm
14    INTEGER, OPTIONAL, INTENT(OUT) :: ierror
15
16 MPI_Neighbor_alltoallw(sendbuf, sendcounts, sdispls, sendtypes, recvbuf,
17     recvcounts, rdispls, recvtypes, comm, ierror) BIND(C)
18    TYPE(*), DIMENSION(..), INTENT(IN) :: sendbuf
19    TYPE(*), DIMENSION(..) :: recvbuf
20    INTEGER, INTENT(IN) :: sendcounts(*), recvcounts(*)
21    INTEGER(KIND=MPI_ADDRESS_KIND), INTENT(IN) :: sdispls(*), rdispls(*)
22    TYPE(MPI_Datatype), INTENT(IN) :: sendtypes(*), recvtypes(*)
23    TYPE(MPI_Comm), INTENT(IN) :: comm
24    INTEGER, OPTIONAL, INTENT(OUT) :: ierror
25
26 MPI_Topo_test(comm, status, ierror) BIND(C)
27    TYPE(MPI_Comm), INTENT(IN) :: comm
28    INTEGER, INTENT(OUT) :: status
29    INTEGER, OPTIONAL, INTENT(OUT) :: ierror

```

A.3.6 MPI Environmental Management Fortran 2008 Bindings

```

30
31
32 DOUBLE PRECISION MPI_Wtick() BIND(C)
33
34 DOUBLE PRECISION MPI_Wtime() BIND(C)
35
36 MPI_Abort(comm, errorcode, ierror) BIND(C)
37     TYPE(MPI_Comm), INTENT(IN) :: comm
38     INTEGER, INTENT(IN) :: errorcode
39     INTEGER, OPTIONAL, INTENT(OUT) :: ierror
40
41 MPI_Add_error_class(errorclass, ierror) BIND(C)
42     INTEGER, INTENT(OUT) :: errorclass
43     INTEGER, OPTIONAL, INTENT(OUT) :: ierror
44
45 MPI_Add_error_code(errorclass, errorcode, ierror) BIND(C)
46     INTEGER, INTENT(IN) :: errorclass
47     INTEGER, INTENT(OUT) :: errorcode
48     INTEGER, OPTIONAL, INTENT(OUT) :: ierror
49
50 MPI_Add_error_string(errorcode, string, ierror) BIND(C)

```

```
INTEGER, INTENT(IN) :: errorcode 1
CHARACTER(LEN=*), INTENT(IN) :: string 2
INTEGER, OPTIONAL, INTENT(OUT) :: ierror 3
4
MPI_Alloc_mem(size, info, baseptr, ierror) BIND(C) 5
USE, INTRINSIC :: ISO_C_BINDING, ONLY : C_PTR 6
INTEGER(KIND=MPI_ADDRESS_KIND), INTENT(IN) :: size 7
TYPE(MPI_Info), INTENT(IN) :: info 8
TYPE(C_PTR), INTENT(OUT) :: baseptr 9
INTEGER, OPTIONAL, INTENT(OUT) :: ierror 10
11
MPI_Comm_call_errhandler(comm, errorcode, ierror) BIND(C) 11
TYPE(MPI_Comm), INTENT(IN) :: comm 12
INTEGER, INTENT(IN) :: errorcode 13
INTEGER, OPTIONAL, INTENT(OUT) :: ierror 14
15
MPI_Comm_create_errhandler(comm_errhandler_fn, errhandler, ierror) BIND(C) 15
PROCEDURE(MPI_Comm_errhandler_function) :: comm_errhandler_fn 16
TYPE(MPI_Errhandler), INTENT(OUT) :: errhandler 17
INTEGER, OPTIONAL, INTENT(OUT) :: ierror 18
19
MPI_Comm_get_errhandler(comm, errhandler, ierror) BIND(C) 20
TYPE(MPI_Comm), INTENT(IN) :: comm 21
TYPE(MPI_Errhandler), INTENT(OUT) :: errhandler 22
INTEGER, OPTIONAL, INTENT(OUT) :: ierror 23
24
MPI_Comm_set_errhandler(comm, errhandler, ierror) BIND(C) 25
TYPE(MPI_Comm), INTENT(IN) :: comm 26
TYPE(MPI_Errhandler), INTENT(IN) :: errhandler 27
INTEGER, OPTIONAL, INTENT(OUT) :: ierror 28
29
MPI_Errhandler_free(errhandler, ierror) BIND(C) 29
TYPE(MPI_Errhandler), INTENT(INOUT) :: errhandler 30
INTEGER, OPTIONAL, INTENT(OUT) :: ierror 31
32
MPI_Error_class(errorcode, errorclass, ierror) BIND(C) 33
INTEGER, INTENT(IN) :: errorcode 34
INTEGER, INTENT(OUT) :: errorclass 35
INTEGER, OPTIONAL, INTENT(OUT) :: ierror 36
37
MPI_Error_string(errorcode, string, resultlen, ierror) BIND(C) 37
INTEGER, INTENT(IN) :: errorcode 38
CHARACTER(LEN=MPI_MAX_ERROR_STRING), INTENT(OUT) :: string 39
INTEGER, INTENT(OUT) :: resultlen 40
INTEGER, OPTIONAL, INTENT(OUT) :: ierror 41
42
MPI_File_call_errhandler(fh, errorcode, ierror) BIND(C) 43
TYPE(MPI_File), INTENT(IN) :: fh 44
INTEGER, INTENT(IN) :: errorcode 45
INTEGER, OPTIONAL, INTENT(OUT) :: ierror 46
47
MPI_File_create_errhandler(file_errhandler_fn, errhandler, ierror) BIND(C) 47
48
```

```
1     PROCEDURE(MPI_File_errhandler_function) :: file_errhandler_fn
2     TYPE(MPI_Errhandler), INTENT(OUT) :: errhandler
3     INTEGER, OPTIONAL, INTENT(OUT) :: ierror
4
5     MPI_File_get_errhandler(file, errhandler, ierror) BIND(C)
6     TYPE(MPI_File), INTENT(IN) :: file
7     TYPE(MPI_Errhandler), INTENT(OUT) :: errhandler
8     INTEGER, OPTIONAL, INTENT(OUT) :: ierror
9
10    MPI_File_set_errhandler(file, errhandler, ierror) BIND(C)
11    TYPE(MPI_File), INTENT(IN) :: file
12    TYPE(MPI_Errhandler), INTENT(IN) :: errhandler
13    INTEGER, OPTIONAL, INTENT(OUT) :: ierror
14
15    MPI_Finalize(ierror) BIND(C)
16    INTEGER, OPTIONAL, INTENT(OUT) :: ierror
17
18    MPI_Finalized(flag, ierror) BIND(C)
19    LOGICAL, INTENT(OUT) :: flag
20    INTEGER, OPTIONAL, INTENT(OUT) :: ierror
21
22    MPI_Free_mem(base, ierror) BIND(C)
23    TYPE(*), DIMENSION(..), INTENT(IN), ASYNCHRONOUS :: base
24    INTEGER, OPTIONAL, INTENT(OUT) :: ierror
25
26    MPI_Get_library_version(version, resultlen, ierror) BIND(C)
27    CHARACTER(LEN=MPI_MAX_LIBRARY_VERSION_STRING), INTENT(OUT) :: version
28    INTEGER, INTENT(OUT) :: resultlen
29    INTEGER, OPTIONAL, INTENT(OUT) :: ierror
30
31    MPI_Get_processor_name(name, resultlen, ierror) BIND(C)
32    CHARACTER(LEN=MPI_MAX_PROCESSOR_NAME), INTENT(OUT) :: name
33    INTEGER, INTENT(OUT) :: resultlen
34    INTEGER, OPTIONAL, INTENT(OUT) :: ierror
35
36    MPI_Get_version(version, subversion, ierror) BIND(C)
37    INTEGER, INTENT(OUT) :: version, subversion
38    INTEGER, OPTIONAL, INTENT(OUT) :: ierror
39
40    MPI_Init(ierror) BIND(C)
41    INTEGER, OPTIONAL, INTENT(OUT) :: ierror
42
43    MPI_Initialized(flag, ierror) BIND(C)
44    LOGICAL, INTENT(OUT) :: flag
45    INTEGER, OPTIONAL, INTENT(OUT) :: ierror
46
47    MPI_Win_call_errhandler(win, errorcode, ierror) BIND(C)
48    TYPE(MPI_Win), INTENT(IN) :: win
49    INTEGER, INTENT(IN) :: errorcode
50    INTEGER, OPTIONAL, INTENT(OUT) :: ierror
51
52    MPI_Win_create_errhandler(win_errhandler_fn, errhandler, ierror) BIND(C)
53    PROCEDURE(MPI_Win_errhandler_function) :: win_errhandler_fn
```



```

TYPE(MPI_Errhandler), INTENT(OUT) :: errhandler      1
INTEGER, OPTIONAL, INTENT(OUT) :: ierror            2
                                                    3
MPI_Win_get_errhandler(win, errhandler, ierror) BIND(C)  4
TYPE(MPI_Win), INTENT(IN) :: win                    5
TYPE(MPI_Errhandler), INTENT(OUT) :: errhandler      6
INTEGER, OPTIONAL, INTENT(OUT) :: ierror            7
                                                    8
MPI_Win_set_errhandler(win, errhandler, ierror) BIND(C)  9
TYPE(MPI_Win), INTENT(IN) :: win                    9
TYPE(MPI_Errhandler), INTENT(IN) :: errhandler      10
INTEGER, OPTIONAL, INTENT(OUT) :: ierror            11
                                                    12
                                                    13
A.3.7 The Info Object Fortran 2008 Bindings          14
                                                    15
MPI_Info_create(info, ierror) BIND(C)                16
TYPE(MPI_Info), INTENT(OUT) :: info                  17
INTEGER, OPTIONAL, INTENT(OUT) :: ierror            18
                                                    19
MPI_Info_delete(info, key, ierror) BIND(C)           20
TYPE(MPI_Info), INTENT(IN) :: info                   21
CHARACTER(LEN=*), INTENT(IN) :: key                  22
INTEGER, OPTIONAL, INTENT(OUT) :: ierror            23
                                                    24
MPI_Info_dup(info, newinfo, ierror) BIND(C)          25
TYPE(MPI_Info), INTENT(IN) :: info                   26
TYPE(MPI_Info), INTENT(OUT) :: newinfo               27
INTEGER, OPTIONAL, INTENT(OUT) :: ierror            28
                                                    29
MPI_Info_free(info, ierror) BIND(C)                  30
TYPE(MPI_Info), INTENT(INOUT) :: info                 31
INTEGER, OPTIONAL, INTENT(OUT) :: ierror            32
                                                    33
MPI_Info_get(info, key, valuelen, value, flag, ierror) BIND(C) 34
TYPE(MPI_Info), INTENT(IN) :: info                   35
CHARACTER(LEN=*), INTENT(IN) :: key                  36
INTEGER, INTENT(IN) :: valuelen                      37
CHARACTER(LEN=valuelen), INTENT(OUT) :: value        38
LOGICAL, INTENT(OUT) :: flag                         39
INTEGER, OPTIONAL, INTENT(OUT) :: ierror            40
                                                    41
MPI_Info_get_nkeys(info, nkeys, ierror) BIND(C)      42
TYPE(MPI_Info), INTENT(IN) :: info                   43
INTEGER, INTENT(OUT) :: nkeys                        44
INTEGER, OPTIONAL, INTENT(OUT) :: ierror            45
                                                    46
MPI_Info_get_nthkey(info, n, key, ierror) BIND(C)   47
TYPE(MPI_Info), INTENT(IN) :: info                   48
INTEGER, INTENT(IN) :: n                             49
CHARACTER(LEN=*), INTENT(OUT) :: key                 50
INTEGER, OPTIONAL, INTENT(OUT) :: ierror            51

```

```
1 MPI_Info_get_valuelen(info, key, valuelen, flag, ierror) BIND(C)
2   TYPE(MPI_Info), INTENT(IN) :: info
3   CHARACTER(LEN=*), INTENT(IN) :: key
4   INTEGER, INTENT(OUT) :: valuelen
5   LOGICAL, INTENT(OUT) :: flag
6   INTEGER, OPTIONAL, INTENT(OUT) :: ierror
```

```
7
8 MPI_Info_set(info, key, value, ierror) BIND(C)
9   TYPE(MPI_Info), INTENT(IN) :: info
10  CHARACTER(LEN=*), INTENT(IN) :: key, value
11  INTEGER, OPTIONAL, INTENT(OUT) :: ierror
```

12

13 A.3.8 Process Creation and Management Fortran 2008 Bindings

14

```
15 MPI_Close_port(port_name, ierror) BIND(C)
16   CHARACTER(LEN=*), INTENT(IN) :: port_name
17   INTEGER, OPTIONAL, INTENT(OUT) :: ierror
```

```
18 MPI_Comm_accept(port_name, info, root, comm, newcomm, ierror) BIND(C)
19   CHARACTER(LEN=*), INTENT(IN) :: port_name
20   TYPE(MPI_Info), INTENT(IN) :: info
21   INTEGER, INTENT(IN) :: root
22   TYPE(MPI_Comm), INTENT(IN) :: comm
23   TYPE(MPI_Comm), INTENT(OUT) :: newcomm
24   INTEGER, OPTIONAL, INTENT(OUT) :: ierror
```

25

```
26 MPI_Comm_connect(port_name, info, root, comm, newcomm, ierror) BIND(C)
27   CHARACTER(LEN=*), INTENT(IN) :: port_name
28   TYPE(MPI_Info), INTENT(IN) :: info
29   INTEGER, INTENT(IN) :: root
30   TYPE(MPI_Comm), INTENT(IN) :: comm
31   TYPE(MPI_Comm), INTENT(OUT) :: newcomm
32   INTEGER, OPTIONAL, INTENT(OUT) :: ierror
```

```
33 MPI_Comm_disconnect(comm, ierror) BIND(C)
34   TYPE(MPI_Comm), INTENT(INOUT) :: comm
35   INTEGER, OPTIONAL, INTENT(OUT) :: ierror
```

36

```
37 MPI_Comm_get_parent(parent, ierror) BIND(C)
38   TYPE(MPI_Comm), INTENT(OUT) :: parent
39   INTEGER, OPTIONAL, INTENT(OUT) :: ierror
```

```
40 MPI_Comm_join(fd, intercomm, ierror) BIND(C)
41   INTEGER, INTENT(IN) :: fd
42   TYPE(MPI_Comm), INTENT(OUT) :: intercomm
43   INTEGER, OPTIONAL, INTENT(OUT) :: ierror
```

44

```
45 MPI_Comm_spawn(command, argv, maxprocs, info, root, comm, intercomm,
46   array_of_errcodes, ierror) BIND(C)
47   CHARACTER(LEN=*), INTENT(IN) :: command, argv(*)
48   INTEGER, INTENT(IN) :: maxprocs, root
```

```

TYPE(MPI_Info), INTENT(IN) :: info
TYPE(MPI_Comm), INTENT(IN) :: comm
TYPE(MPI_Comm), INTENT(OUT) :: intercomm
INTEGER :: array_of_errcodes(*)
INTEGER, OPTIONAL, INTENT(OUT) :: ierror

MPI_Comm_spawn_multiple(count, array_of_commands, array_of_argv,
    array_of_maxprocs, array_of_info, root, comm, intercomm,
    array_of_errcodes, ierror) BIND(C)
INTEGER, INTENT(IN) :: count, array_of_maxprocs(*), root
CHARACTER(LEN=*), INTENT(IN) :: array_of_commands(*)
CHARACTER(LEN=*), INTENT(IN) :: array_of_argv(count, *)
TYPE(MPI_Info), INTENT(IN) :: array_of_info(*)
TYPE(MPI_Comm), INTENT(IN) :: comm
TYPE(MPI_Comm), INTENT(OUT) :: intercomm
INTEGER :: array_of_errcodes(*)
INTEGER, OPTIONAL, INTENT(OUT) :: ierror

MPI_Lookup_name(service_name, info, port_name, ierror) BIND(C)
CHARACTER(LEN=*), INTENT(IN) :: service_name
TYPE(MPI_Info), INTENT(IN) :: info
CHARACTER(LEN=MPI_MAX_PORT_NAME), INTENT(OUT) :: port_name
INTEGER, OPTIONAL, INTENT(OUT) :: ierror

MPI_Open_port(info, port_name, ierror) BIND(C)
TYPE(MPI_Info), INTENT(IN) :: info
CHARACTER(LEN=MPI_MAX_PORT_NAME), INTENT(OUT) :: port_name
INTEGER, OPTIONAL, INTENT(OUT) :: ierror

MPI_Publish_name(service_name, info, port_name, ierror) BIND(C)
TYPE(MPI_Info), INTENT(IN) :: info
CHARACTER(LEN=*), INTENT(IN) :: service_name, port_name
INTEGER, OPTIONAL, INTENT(OUT) :: ierror

MPI_Unpublish_name(service_name, info, port_name, ierror) BIND(C)
CHARACTER(LEN=*), INTENT(IN) :: service_name, port_name
TYPE(MPI_Info), INTENT(IN) :: info
INTEGER, OPTIONAL, INTENT(OUT) :: ierror

```

A.3.9 One-Sided Communications Fortran 2008 Bindings

```

MPI_Accumulate(origin_addr, origin_count, origin_datatype, target_rank,
    target_disp, target_count, target_datatype, op, win, ierror)
    BIND(C)
TYPE(*), DIMENSION(..), INTENT(IN), ASYNCHRONOUS :: origin_addr
INTEGER, INTENT(IN) :: origin_count, target_rank, target_count
TYPE(MPI_Datatype), INTENT(IN) :: origin_datatype, target_datatype
INTEGER(KIND=MPI_ADDRESS_KIND), INTENT(IN) :: target_disp
TYPE(MPI_Op), INTENT(IN) :: op
TYPE(MPI_Win), INTENT(IN) :: win

```

```

1     INTEGER, OPTIONAL, INTENT(OUT) :: ierror
2
3     MPI_Compare_and_swap(origin_addr, compare_addr, result_addr, datatype,
4         target_rank, target_disp, win, ierror) BIND(C)
5     TYPE(*), DIMENSION(..), INTENT(IN), ASYNCHRONOUS :: origin_addr
6     TYPE(*), DIMENSION(..), INTENT(IN), ASYNCHRONOUS :: compare_addr
7     TYPE(*), DIMENSION(..), ASYNCHRONOUS :: result_addr
8     TYPE(MPI_Datatype), INTENT(IN) :: datatype
9     INTEGER, INTENT(IN) :: target_rank
10    INTEGER(KIND=MPI_ADDRESS_KIND), INTENT(IN) :: target_disp
11    TYPE(MPI_Win), INTENT(IN) :: win
12    INTEGER, OPTIONAL, INTENT(OUT) :: ierror
13
14    MPI_Fetch_and_op(origin_addr, result_addr, datatype, target_rank,
15        target_disp, op, win, ierror) BIND(C)
16    TYPE(*), DIMENSION(..), INTENT(IN), ASYNCHRONOUS :: origin_addr
17    TYPE(*), DIMENSION(..), ASYNCHRONOUS :: result_addr
18    TYPE(MPI_Datatype), INTENT(IN) :: datatype
19    INTEGER, INTENT(IN) :: target_rank
20    INTEGER(KIND=MPI_ADDRESS_KIND), INTENT(IN) :: target_disp
21    TYPE(MPI_Op), INTENT(IN) :: op
22    TYPE(MPI_Win), INTENT(IN) :: win
23    INTEGER, OPTIONAL, INTENT(OUT) :: ierror
24
25    MPI_Get(origin_addr, origin_count, origin_datatype, target_rank,
26        target_disp, target_count, target_datatype, win, ierror)
27    BIND(C)
28    TYPE(*), DIMENSION(..), ASYNCHRONOUS :: origin_addr
29    INTEGER, INTENT(IN) :: origin_count, target_rank, target_count
30    TYPE(MPI_Datatype), INTENT(IN) :: origin_datatype, target_datatype
31    INTEGER(KIND=MPI_ADDRESS_KIND), INTENT(IN) :: target_disp
32    TYPE(MPI_Win), INTENT(IN) :: win
33    INTEGER, OPTIONAL, INTENT(OUT) :: ierror
34
35    MPI_Get_accumulate(origin_addr, origin_count, origin_datatype, result_addr,
36        result_count, result_datatype, target_rank, target_disp,
37        target_count, target_datatype, op, win, ierror) BIND(C)
38    TYPE(*), DIMENSION(..), INTENT(IN), ASYNCHRONOUS :: origin_addr
39    TYPE(*), DIMENSION(..), ASYNCHRONOUS :: result_addr
40    INTEGER, INTENT(IN) :: origin_count, result_count, target_rank,
41    target_count
42    TYPE(MPI_Datatype), INTENT(IN) :: origin_datatype, target_datatype,
43    result_datatype
44    INTEGER(KIND=MPI_ADDRESS_KIND), INTENT(IN) :: target_disp
45    TYPE(MPI_Op), INTENT(IN) :: op
46    TYPE(MPI_Win), INTENT(IN) :: win
47    INTEGER, OPTIONAL, INTENT(OUT) :: ierror
48
49    MPI_Put(origin_addr, origin_count, origin_datatype, target_rank,
50        target_disp, target_count, target_datatype, win, ierror)

```

```

        BIND(C)
        TYPE(*), DIMENSION(..), INTENT(IN), ASYNCHRONOUS :: origin_addr
        INTEGER, INTENT(IN) :: origin_count, target_rank, target_count
        TYPE(MPI_Datatype), INTENT(IN) :: origin_datatype, target_datatype
        INTEGER(KIND=MPI_ADDRESS_KIND), INTENT(IN) :: target_disp
        TYPE(MPI_Win), INTENT(IN) :: win
        INTEGER, OPTIONAL, INTENT(OUT) :: ierror
MPI_Raccumulate(origin_addr, origin_count, origin_datatype, target_rank,
        target_disp, target_count, target_datatype, op, win, request,
        ierror) BIND(C)
        TYPE(*), DIMENSION(..), INTENT(IN), ASYNCHRONOUS :: origin_addr
        INTEGER, INTENT(IN) :: origin_count, target_rank, target_count
        TYPE(MPI_Datatype), INTENT(IN) :: origin_datatype, target_datatype
        INTEGER(KIND=MPI_ADDRESS_KIND), INTENT(IN) :: target_disp
        TYPE(MPI_Op), INTENT(IN) :: op
        TYPE(MPI_Win), INTENT(IN) :: win
        TYPE(MPI_Request), INTENT(OUT) :: request
        INTEGER, OPTIONAL, INTENT(OUT) :: ierror
MPI_Rget(origin_addr, origin_count, origin_datatype, target_rank,
        target_disp, target_count, target_datatype, win, request,
        ierror) BIND(C)
        TYPE(*), DIMENSION(..), ASYNCHRONOUS :: origin_addr
        INTEGER, INTENT(IN) :: origin_count, target_rank, target_count
        TYPE(MPI_Datatype), INTENT(IN) :: origin_datatype, target_datatype
        INTEGER(KIND=MPI_ADDRESS_KIND), INTENT(IN) :: target_disp
        TYPE(MPI_Win), INTENT(IN) :: win
        TYPE(MPI_Request), INTENT(OUT) :: request
        INTEGER, OPTIONAL, INTENT(OUT) :: ierror
MPI_Rget_accumulate(origin_addr, origin_count, origin_datatype,
        result_addr, result_count, result_datatype, target_rank,
        target_disp, target_count, target_datatype, op, win, request,
        ierror) BIND(C)
        TYPE(*), DIMENSION(..), INTENT(IN), ASYNCHRONOUS :: origin_addr
        TYPE(*), DIMENSION(..), ASYNCHRONOUS :: result_addr
        INTEGER, INTENT(IN) :: origin_count, result_count, target_rank,
        target_count
        TYPE(MPI_Datatype), INTENT(IN) :: origin_datatype, target_datatype,
        result_datatype
        INTEGER(KIND=MPI_ADDRESS_KIND), INTENT(IN) :: target_disp
        TYPE(MPI_Op), INTENT(IN) :: op
        TYPE(MPI_Win), INTENT(IN) :: win
        TYPE(MPI_Request), INTENT(OUT) :: request
        INTEGER, OPTIONAL, INTENT(OUT) :: ierror
MPI_Rput(origin_addr, origin_count, origin_datatype, target_rank,
        target_disp, target_count, target_datatype, win, request,

```

```

1         ierror) BIND(C)
2     TYPE(*), DIMENSION(..), INTENT(IN), ASYNCHRONOUS :: origin_addr
3     INTEGER, INTENT(IN) :: origin_count, target_rank, target_count
4     TYPE(MPI_Datatype), INTENT(IN) :: origin_datatype, target_datatype
5     INTEGER(KIND=MPI_ADDRESS_KIND), INTENT(IN) :: target_disp
6     TYPE(MPI_Win), INTENT(IN) :: win
7     TYPE(MPI_Request), INTENT(OUT) :: request
8     INTEGER, OPTIONAL, INTENT(OUT) :: ierror
9
10    MPI_Win_allocate(size, disp_unit, info, comm, baseptr, win, ierror) BIND(C)
11    USE, INTRINSIC :: ISO_C_BINDING, ONLY : C_PTR
12    INTEGER(KIND=MPI_ADDRESS_KIND), INTENT(IN) :: size
13    INTEGER, INTENT(IN) :: disp_unit
14    TYPE(MPI_Info), INTENT(IN) :: info
15    TYPE(MPI_Comm), INTENT(IN) :: comm
16    TYPE(C_PTR), INTENT(OUT) :: baseptr
17    TYPE(MPI_Win), INTENT(OUT) :: win
18    INTEGER, OPTIONAL, INTENT(OUT) :: ierror
19
20    MPI_Win_allocate_shared(size, disp_unit, info, comm, baseptr, win, ierror)
21    BIND(C)
22    USE, INTRINSIC :: ISO_C_BINDING, ONLY : C_PTR
23    INTEGER(KIND=MPI_ADDRESS_KIND), INTENT(IN) :: size
24    INTEGER, INTENT(IN) :: disp_unit
25    TYPE(MPI_Info), INTENT(IN) :: info
26    TYPE(MPI_Comm), INTENT(IN) :: comm
27    TYPE(C_PTR), INTENT(OUT) :: baseptr
28    TYPE(MPI_Win), INTENT(OUT) :: win
29    INTEGER, OPTIONAL, INTENT(OUT) :: ierror
30
31    MPI_Win_attach(win, base, size, ierror) BIND(C)
32    TYPE(MPI_Win), INTENT(IN) :: win
33    TYPE(*), DIMENSION(..), ASYNCHRONOUS :: base
34    INTEGER(KIND=MPI_ADDRESS_KIND), INTENT(IN) :: size
35    INTEGER, OPTIONAL, INTENT(OUT) :: ierror
36
37    MPI_Win_complete(win, ierror) BIND(C)
38    TYPE(MPI_Win), INTENT(IN) :: win
39    INTEGER, OPTIONAL, INTENT(OUT) :: ierror
40
41    MPI_Win_create(base, size, disp_unit, info, comm, win, ierror) BIND(C)
42    TYPE(*), DIMENSION(..), ASYNCHRONOUS :: base
43    INTEGER(KIND=MPI_ADDRESS_KIND), INTENT(IN) :: size
44    INTEGER, INTENT(IN) :: disp_unit
45    TYPE(MPI_Info), INTENT(IN) :: info
46    TYPE(MPI_Comm), INTENT(IN) :: comm
47    TYPE(MPI_Win), INTENT(OUT) :: win
48    INTEGER, OPTIONAL, INTENT(OUT) :: ierror
49
50    MPI_Win_create_dynamic(info, comm, win, ierror) BIND(C)

```

```
TYPE(MPI_Info), INTENT(IN) :: info 1
TYPE(MPI_Comm), INTENT(IN) :: comm 2
TYPE(MPI_Win), INTENT(OUT) :: win 3
INTEGER, OPTIONAL, INTENT(OUT) :: ierror 4
5
MPI_Win_detach(win, base, ierror) BIND(C) 6
TYPE(MPI_Win), INTENT(IN) :: win 7
TYPE(*), DIMENSION(..), ASYNCHRONOUS :: base 8
INTEGER, OPTIONAL, INTENT(OUT) :: ierror 9
10
MPI_Win_fence(assert, win, ierror) BIND(C) 11
INTEGER, INTENT(IN) :: assert 12
TYPE(MPI_Win), INTENT(IN) :: win 13
INTEGER, OPTIONAL, INTENT(OUT) :: ierror 14
15
MPI_Win_flush(rank, win, ierror) BIND(C) 16
INTEGER, INTENT(IN) :: rank 17
TYPE(MPI_Win), INTENT(IN) :: win 18
INTEGER, OPTIONAL, INTENT(OUT) :: ierror 19
20
MPI_Win_flush_all(win, ierror) BIND(C) 21
TYPE(MPI_Win), INTENT(IN) :: win 22
INTEGER, OPTIONAL, INTENT(OUT) :: ierror 23
24
MPI_Win_flush_local(rank, win, ierror) BIND(C) 25
INTEGER, INTENT(IN) :: rank 26
TYPE(MPI_Win), INTENT(IN) :: win 27
INTEGER, OPTIONAL, INTENT(OUT) :: ierror 28
29
MPI_Win_flush_local_all(win, ierror) BIND(C) 30
TYPE(MPI_Win), INTENT(IN) :: win 31
INTEGER, OPTIONAL, INTENT(OUT) :: ierror 32
33
MPI_Win_free(win, ierror) BIND(C) 34
TYPE(MPI_Win), INTENT(INOUT) :: win 35
INTEGER, OPTIONAL, INTENT(OUT) :: ierror 36
37
MPI_Win_get_group(win, group, ierror) BIND(C) 38
TYPE(MPI_Win), INTENT(IN) :: win 39
TYPE(MPI_Group), INTENT(OUT) :: group 40
INTEGER, OPTIONAL, INTENT(OUT) :: ierror 41
42
MPI_Win_get_info(win, info_used, ierror) BIND(C) 43
TYPE(MPI_Win), INTENT(IN) :: win 44
TYPE(MPI_Info), INTENT(OUT) :: info_used 45
INTEGER, OPTIONAL, INTENT(OUT) :: ierror 46
47
MPI_Win_lock(lock_type, rank, assert, win, ierror) BIND(C) 48
INTEGER, INTENT(IN) :: lock_type, rank, assert 49
TYPE(MPI_Win), INTENT(IN) :: win 50
INTEGER, OPTIONAL, INTENT(OUT) :: ierror 51
52
MPI_Win_lock_all(assert, win, ierror) BIND(C) 53
```

```
1     INTEGER, INTENT(IN) :: assert
2     TYPE(MPI_Win), INTENT(IN) :: win
3     INTEGER, OPTIONAL, INTENT(OUT) :: ierror
4
5 MPI_Win_post(group, assert, win, ierror) BIND(C)
6     TYPE(MPI_Group), INTENT(IN) :: group
7     INTEGER, INTENT(IN) :: assert
8     TYPE(MPI_Win), INTENT(IN) :: win
9     INTEGER, OPTIONAL, INTENT(OUT) :: ierror
10
11 MPI_Win_set_info(win, info, ierror) BIND(C)
12     TYPE(MPI_Win), INTENT(IN) :: win
13     TYPE(MPI_Info), INTENT(IN) :: info
14     INTEGER, OPTIONAL, INTENT(OUT) :: ierror
15
16 MPI_Win_shared_query(win, rank, size, disp_unit, baseptr, ierror) BIND(C)
17     USE, INTRINSIC :: ISO_C_BINDING, ONLY : C_PTR
18     TYPE(MPI_Win), INTENT(IN) :: win
19     INTEGER, INTENT(IN) :: rank
20     INTEGER(KIND=MPI_ADDRESS_KIND), INTENT(OUT) :: size
21     INTEGER, INTENT(OUT) :: disp_unit
22     TYPE(C_PTR), INTENT(OUT) :: baseptr
23     INTEGER, OPTIONAL, INTENT(OUT) :: ierror
24
25 MPI_Win_start(group, assert, win, ierror) BIND(C)
26     TYPE(MPI_Group), INTENT(IN) :: group
27     INTEGER, INTENT(IN) :: assert
28     TYPE(MPI_Win), INTENT(IN) :: win
29     INTEGER, OPTIONAL, INTENT(OUT) :: ierror
30
31 MPI_Win_sync(win, ierror) BIND(C)
32     TYPE(MPI_Win), INTENT(IN) :: win
33     INTEGER, OPTIONAL, INTENT(OUT) :: ierror
34
35 MPI_Win_test(win, flag, ierror) BIND(C)
36     TYPE(MPI_Win), INTENT(IN) :: win
37     LOGICAL, INTENT(OUT) :: flag
38     INTEGER, OPTIONAL, INTENT(OUT) :: ierror
39
40 MPI_Win_unlock(rank, win, ierror) BIND(C)
41     INTEGER, INTENT(IN) :: rank
42     TYPE(MPI_Win), INTENT(IN) :: win
43     INTEGER, OPTIONAL, INTENT(OUT) :: ierror
44
45 MPI_Win_unlock_all(win, ierror) BIND(C)
46     TYPE(MPI_Win), INTENT(IN) :: win
47     INTEGER, OPTIONAL, INTENT(OUT) :: ierror
48
49 MPI_Win_wait(win, ierror) BIND(C)
50     TYPE(MPI_Win), INTENT(IN) :: win
51     INTEGER, OPTIONAL, INTENT(OUT) :: ierror
```


A.3.10 External Interfaces Fortran 2008 Bindings

```

MPI_Grequest_complete(request, ierror) BIND(C)
  TYPE(MPI_Request), INTENT(IN) :: request
  INTEGER, OPTIONAL, INTENT(OUT) :: ierror

MPI_Grequest_start(query_fn, free_fn, cancel_fn, extra_state, request,
  ierror) BIND(C)
  PROCEDURE(MPI_Grequest_query_function) :: query_fn
  PROCEDURE(MPI_Grequest_free_function) :: free_fn
  PROCEDURE(MPI_Grequest_cancel_function) :: cancel_fn
  INTEGER(KIND=MPI_ADDRESS_KIND), INTENT(IN) :: extra_state
  TYPE(MPI_Request), INTENT(OUT) :: request
  INTEGER, OPTIONAL, INTENT(OUT) :: ierror

MPI_Init_thread(required, provided, ierror) BIND(C)
  INTEGER, INTENT(IN) :: required
  INTEGER, INTENT(OUT) :: provided
  INTEGER, OPTIONAL, INTENT(OUT) :: ierror

MPI_Is_thread_main(flag, ierror) BIND(C)
  LOGICAL, INTENT(OUT) :: flag
  INTEGER, OPTIONAL, INTENT(OUT) :: ierror

MPI_Query_thread(provided, ierror) BIND(C)
  INTEGER, INTENT(OUT) :: provided
  INTEGER, OPTIONAL, INTENT(OUT) :: ierror

MPI_Status_set_cancelled(status, flag, ierror) BIND(C)
  TYPE(MPI_Status), INTENT(INOUT) :: status
  LOGICAL, INTENT(OUT) :: flag
  INTEGER, OPTIONAL, INTENT(OUT) :: ierror

MPI_Status_set_elements(status, datatype, count, ierror) BIND(C)
  TYPE(MPI_Status), INTENT(INOUT) :: status
  TYPE(MPI_Datatype), INTENT(IN) :: datatype
  INTEGER, INTENT(IN) :: count
  INTEGER, OPTIONAL, INTENT(OUT) :: ierror

MPI_Status_set_elements_x(status, datatype, count, ierror) BIND(C)
  TYPE(MPI_Status), INTENT(INOUT) :: status
  TYPE(MPI_Datatype), INTENT(IN) :: datatype
  INTEGER(KIND = MPI_COUNT_KIND), INTENT(IN) :: count
  INTEGER, OPTIONAL, INTENT(OUT) :: ierror

A.3.11 I/O Fortran 2008 Bindings

MPI_File_close(fh, ierror) BIND(C)
  TYPE(MPI_File), INTENT(INOUT) :: fh
  INTEGER, OPTIONAL, INTENT(OUT) :: ierror

MPI_File_delete(filename, info, ierror) BIND(C)

```

```
1     CHARACTER(LEN=*), INTENT(IN) :: filename
2     TYPE(MPI_Info), INTENT(IN) :: info
3     INTEGER, OPTIONAL, INTENT(OUT) :: ierror
4
5     MPI_File_get_amode(fh, amode, ierror) BIND(C)
6     TYPE(MPI_File), INTENT(IN) :: fh
7     INTEGER, INTENT(OUT) :: amode
8     INTEGER, OPTIONAL, INTENT(OUT) :: ierror
9
10    MPI_File_get_atomicity(fh, flag, ierror) BIND(C)
11    TYPE(MPI_File), INTENT(IN) :: fh
12    LOGICAL, INTENT(OUT) :: flag
13    INTEGER, OPTIONAL, INTENT(OUT) :: ierror
14
15    MPI_File_get_byte_offset(fh, offset, disp, ierror) BIND(C)
16    TYPE(MPI_File), INTENT(IN) :: fh
17    INTEGER(KIND=MPI_OFFSET_KIND), INTENT(IN) :: offset
18    INTEGER(KIND=MPI_OFFSET_KIND), INTENT(OUT) :: disp
19    INTEGER, OPTIONAL, INTENT(OUT) :: ierror
20
21    MPI_File_get_group(fh, group, ierror) BIND(C)
22    TYPE(MPI_File), INTENT(IN) :: fh
23    TYPE(MPI_Group), INTENT(OUT) :: group
24    INTEGER, OPTIONAL, INTENT(OUT) :: ierror
25
26    MPI_File_get_info(fh, info_used, ierror) BIND(C)
27    TYPE(MPI_File), INTENT(IN) :: fh
28    TYPE(MPI_Info), INTENT(OUT) :: info_used
29    INTEGER, OPTIONAL, INTENT(OUT) :: ierror
30
31    MPI_File_get_position(fh, offset, ierror) BIND(C)
32    TYPE(MPI_File), INTENT(IN) :: fh
33    INTEGER(KIND=MPI_OFFSET_KIND), INTENT(OUT) :: offset
34    INTEGER, OPTIONAL, INTENT(OUT) :: ierror
35
36    MPI_File_get_position_shared(fh, offset, ierror) BIND(C)
37    TYPE(MPI_File), INTENT(IN) :: fh
38    INTEGER(KIND=MPI_OFFSET_KIND), INTENT(OUT) :: offset
39    INTEGER, OPTIONAL, INTENT(OUT) :: ierror
40
41    MPI_File_get_size(fh, size, ierror) BIND(C)
42    TYPE(MPI_File), INTENT(IN) :: fh
43    INTEGER(KIND=MPI_OFFSET_KIND), INTENT(OUT) :: size
44    INTEGER, OPTIONAL, INTENT(OUT) :: ierror
45
46    MPI_File_get_type_extent(fh, datatype, extent, ierror) BIND(C)
47    TYPE(MPI_File), INTENT(IN) :: fh
48    TYPE(MPI_Datatype), INTENT(IN) :: datatype
49    INTEGER(KIND=MPI_ADDRESS_KIND), INTENT(OUT) :: extent
50    INTEGER, OPTIONAL, INTENT(OUT) :: ierror
51
52    MPI_File_get_view(fh, disp, etype, filetype, datarep, ierror) BIND(C)
```

```
TYPE(MPI_File), INTENT(IN) :: fh 1
INTEGER(KIND=MPI_OFFSET_KIND), INTENT(OUT) :: disp 2
TYPE(MPI_Datatype), INTENT(OUT) :: etype, filetype 3
CHARACTER(LEN=*), INTENT(OUT) :: datarep 4
INTEGER, OPTIONAL, INTENT(OUT) :: ierror 5
6
MPI_File_iread(fh, buf, count, datatype, request, ierror) BIND(C) 7
TYPE(MPI_File), INTENT(IN) :: fh 8
TYPE(*), DIMENSION(..), ASYNCHRONOUS :: buf 9
INTEGER, INTENT(IN) :: count 10
TYPE(MPI_Datatype), INTENT(IN) :: datatype 11
TYPE(MPI_Request), INTENT(OUT) :: request 12
INTEGER, OPTIONAL, INTENT(OUT) :: ierror 13
14
MPI_File_iread_at(fh, offset, buf, count, datatype, request, ierror) 14
BIND(C) 15
TYPE(MPI_File), INTENT(IN) :: fh 16
INTEGER(KIND=MPI_OFFSET_KIND), INTENT(IN) :: offset 17
TYPE(*), DIMENSION(..), ASYNCHRONOUS :: buf 18
INTEGER, INTENT(IN) :: count 19
TYPE(MPI_Datatype), INTENT(IN) :: datatype 20
TYPE(MPI_Request), INTENT(OUT) :: request 21
INTEGER, OPTIONAL, INTENT(OUT) :: ierror 22
23
MPI_File_iread_shared(fh, buf, count, datatype, request, ierror) BIND(C) 24
TYPE(MPI_File), INTENT(IN) :: fh 25
TYPE(*), DIMENSION(..), ASYNCHRONOUS :: buf 26
INTEGER, INTENT(IN) :: count 27
TYPE(MPI_Datatype), INTENT(IN) :: datatype 28
TYPE(MPI_Request), INTENT(OUT) :: request 29
INTEGER, OPTIONAL, INTENT(OUT) :: ierror 30
31
MPI_File_iread_shared(fh, buf, count, datatype, request, ierror) BIND(C) 31
TYPE(MPI_File), INTENT(IN) :: fh 32
TYPE(*), DIMENSION(..), INTENT(IN), ASYNCHRONOUS :: buf 33
INTEGER, INTENT(IN) :: count 34
TYPE(MPI_Datatype), INTENT(IN) :: datatype 35
TYPE(MPI_Request), INTENT(OUT) :: request 36
INTEGER, OPTIONAL, INTENT(OUT) :: ierror 37
38
MPI_File_iread_shared_at(fh, offset, buf, count, datatype, request, ierror) 39
BIND(C) 40
TYPE(MPI_File), INTENT(IN) :: fh 41
INTEGER(KIND=MPI_OFFSET_KIND), INTENT(IN) :: offset 42
TYPE(*), DIMENSION(..), INTENT(IN), ASYNCHRONOUS :: buf 43
INTEGER, INTENT(IN) :: count 44
TYPE(MPI_Datatype), INTENT(IN) :: datatype 45
TYPE(MPI_Request), INTENT(OUT) :: request 46
INTEGER, OPTIONAL, INTENT(OUT) :: ierror 47
48
```

```

1 MPI_File_iwrite_shared(fh, buf, count, datatype, request, ierror) BIND(C)
2   TYPE(MPI_File), INTENT(IN) :: fh
3   TYPE(*), DIMENSION(..), INTENT(IN), ASYNCHRONOUS :: buf
4   INTEGER, INTENT(IN) :: count
5   TYPE(MPI_Datatype), INTENT(IN) :: datatype
6   TYPE(MPI_Request), INTENT(OUT) :: request
7   INTEGER, OPTIONAL, INTENT(OUT) :: ierror
8
9 MPI_File_open(comm, filename, amode, info, fh, ierror) BIND(C)
10  TYPE(MPI_Comm), INTENT(IN) :: comm
11  CHARACTER(LEN=*), INTENT(IN) :: filename
12  INTEGER, INTENT(IN) :: amode
13  TYPE(MPI_Info), INTENT(IN) :: info
14  TYPE(MPI_File), INTENT(OUT) :: fh
15  INTEGER, OPTIONAL, INTENT(OUT) :: ierror
16
17 MPI_File_preallocate(fh, size, ierror) BIND(C)
18  TYPE(MPI_File), INTENT(IN) :: fh
19  INTEGER(KIND=MPI_OFFSET_KIND), INTENT(IN) :: size
20  INTEGER, OPTIONAL, INTENT(OUT) :: ierror
21
22 MPI_File_read(fh, buf, count, datatype, status, ierror) BIND(C)
23  TYPE(MPI_File), INTENT(IN) :: fh
24  TYPE(*), DIMENSION(..) :: buf
25  INTEGER, INTENT(IN) :: count
26  TYPE(MPI_Datatype), INTENT(IN) :: datatype
27  TYPE(MPI_Status) :: status
28  INTEGER, OPTIONAL, INTENT(OUT) :: ierror
29
30 MPI_File_read_all(fh, buf, count, datatype, status, ierror) BIND(C)
31  TYPE(MPI_File), INTENT(IN) :: fh
32  TYPE(*), DIMENSION(..) :: buf
33  INTEGER, INTENT(IN) :: count
34  TYPE(MPI_Datatype), INTENT(IN) :: datatype
35  TYPE(MPI_Status) :: status
36  INTEGER, OPTIONAL, INTENT(OUT) :: ierror
37
38 MPI_File_read_all_begin(fh, buf, count, datatype, ierror) BIND(C)
39  TYPE(MPI_File), INTENT(IN) :: fh
40  TYPE(*), DIMENSION(..), ASYNCHRONOUS :: buf
41  INTEGER, INTENT(IN) :: count
42  TYPE(MPI_Datatype), INTENT(IN) :: datatype
43  INTEGER, OPTIONAL, INTENT(OUT) :: ierror
44
45 MPI_File_read_all_end(fh, buf, status, ierror) BIND(C)
46  TYPE(MPI_File), INTENT(IN) :: fh
47  TYPE(*), DIMENSION(..), ASYNCHRONOUS :: buf
48  TYPE(MPI_Status) :: status
49  INTEGER, OPTIONAL, INTENT(OUT) :: ierror
50
51 MPI_File_read_at(fh, offset, buf, count, datatype, status, ierror) BIND(C)

```

```

TYPE(MPI_File), INTENT(IN) :: fh
INTEGER(KIND=MPI_OFFSET_KIND), INTENT(IN) :: offset
TYPE(*), DIMENSION(..) :: buf
INTEGER, INTENT(IN) :: count
TYPE(MPI_Datatype), INTENT(IN) :: datatype
TYPE(MPI_Status) :: status
INTEGER, OPTIONAL, INTENT(OUT) :: ierror
MPI_File_read_at_all(fh, offset, buf, count, datatype, status, ierror)
    BIND(C)
TYPE(MPI_File), INTENT(IN) :: fh
INTEGER(KIND=MPI_OFFSET_KIND), INTENT(IN) :: offset
TYPE(*), DIMENSION(..) :: buf
INTEGER, INTENT(IN) :: count
TYPE(MPI_Datatype), INTENT(IN) :: datatype
TYPE(MPI_Status) :: status
INTEGER, OPTIONAL, INTENT(OUT) :: ierror
MPI_File_read_at_all_begin(fh, offset, buf, count, datatype, ierror)
    BIND(C)
TYPE(MPI_File), INTENT(IN) :: fh
INTEGER(KIND=MPI_OFFSET_KIND), INTENT(IN) :: offset
TYPE(*), DIMENSION(..), ASYNCHRONOUS :: buf
INTEGER, INTENT(IN) :: count
TYPE(MPI_Datatype), INTENT(IN) :: datatype
INTEGER, OPTIONAL, INTENT(OUT) :: ierror
MPI_File_read_at_all_end(fh, buf, status, ierror) BIND(C)
TYPE(MPI_File), INTENT(IN) :: fh
TYPE(*), DIMENSION(..), ASYNCHRONOUS :: buf
TYPE(MPI_Status) :: status
INTEGER, OPTIONAL, INTENT(OUT) :: ierror
MPI_File_read_ordered(fh, buf, count, datatype, status, ierror) BIND(C)
TYPE(MPI_File), INTENT(IN) :: fh
TYPE(*), DIMENSION(..) :: buf
INTEGER, INTENT(IN) :: count
TYPE(MPI_Datatype), INTENT(IN) :: datatype
TYPE(MPI_Status) :: status
INTEGER, OPTIONAL, INTENT(OUT) :: ierror
MPI_File_read_ordered_begin(fh, buf, count, datatype, ierror) BIND(C)
TYPE(MPI_File), INTENT(IN) :: fh
TYPE(*), DIMENSION(..), ASYNCHRONOUS :: buf
INTEGER, INTENT(IN) :: count
TYPE(MPI_Datatype), INTENT(IN) :: datatype
INTEGER, OPTIONAL, INTENT(OUT) :: ierror
MPI_File_read_ordered_end(fh, buf, status, ierror) BIND(C)
TYPE(MPI_File), INTENT(IN) :: fh

```

```
1     TYPE(*), DIMENSION(..), ASYNCHRONOUS :: buf
2     TYPE(MPI_Status) :: status
3     INTEGER, OPTIONAL, INTENT(OUT) :: ierror
4
5 MPI_File_read_shared(fh, buf, count, datatype, status, ierror) BIND(C)
6     TYPE(MPI_File), INTENT(IN) :: fh
7     TYPE(*), DIMENSION(..) :: buf
8     INTEGER, INTENT(IN) :: count
9     TYPE(MPI_Datatype), INTENT(IN) :: datatype
10    TYPE(MPI_Status) :: status
11    INTEGER, OPTIONAL, INTENT(OUT) :: ierror
12
13 MPI_File_seek(fh, offset, whence, ierror) BIND(C)
14    TYPE(MPI_File), INTENT(IN) :: fh
15    INTEGER(KIND=MPI_OFFSET_KIND), INTENT(IN) :: offset
16    INTEGER, INTENT(IN) :: whence
17    INTEGER, OPTIONAL, INTENT(OUT) :: ierror
18
19 MPI_File_seek_shared(fh, offset, whence, ierror) BIND(C)
20    TYPE(MPI_File), INTENT(IN) :: fh
21    INTEGER(KIND=MPI_OFFSET_KIND), INTENT(IN) :: offset
22    INTEGER, INTENT(IN) :: whence
23    INTEGER, OPTIONAL, INTENT(OUT) :: ierror
24
25 MPI_File_set_atomicity(fh, flag, ierror) BIND(C)
26    TYPE(MPI_File), INTENT(IN) :: fh
27    LOGICAL, INTENT(IN) :: flag
28    INTEGER, OPTIONAL, INTENT(OUT) :: ierror
29
30 MPI_File_set_info(fh, info, ierror) BIND(C)
31    TYPE(MPI_File), INTENT(IN) :: fh
32    TYPE(MPI_Info), INTENT(IN) :: info
33    INTEGER, OPTIONAL, INTENT(OUT) :: ierror
34
35 MPI_File_set_size(fh, size, ierror) BIND(C)
36    TYPE(MPI_File), INTENT(IN) :: fh
37    INTEGER(KIND=MPI_OFFSET_KIND), INTENT(IN) :: size
38    INTEGER, OPTIONAL, INTENT(OUT) :: ierror
39
40 MPI_File_set_view(fh, disp, etype, filetype, datarep, info, ierror) BIND(C)
41    TYPE(MPI_File), INTENT(IN) :: fh
42    INTEGER(KIND=MPI_OFFSET_KIND), INTENT(IN) :: disp
43    TYPE(MPI_Datatype), INTENT(IN) :: etype, filetype
44    CHARACTER(LEN=*), INTENT(IN) :: datarep
45    TYPE(MPI_Info), INTENT(IN) :: info
46    INTEGER, OPTIONAL, INTENT(OUT) :: ierror
47
48 MPI_File_sync(fh, ierror) BIND(C)
49    TYPE(MPI_File), INTENT(IN) :: fh
50    INTEGER, OPTIONAL, INTENT(OUT) :: ierror
51
52 MPI_File_write(fh, buf, count, datatype, status, ierror) BIND(C)
```

```

TYPE(MPI_File), INTENT(IN) :: fh
TYPE(*), DIMENSION(..), INTENT(IN) :: buf
INTEGER, INTENT(IN) :: count
TYPE(MPI_Datatype), INTENT(IN) :: datatype
TYPE(MPI_Status) :: status
INTEGER, OPTIONAL, INTENT(OUT) :: ierror
MPI_File_write_all(fh, buf, count, datatype, status, ierror) BIND(C)
TYPE(MPI_File), INTENT(IN) :: fh
TYPE(*), DIMENSION(..), INTENT(IN) :: buf
INTEGER, INTENT(IN) :: count
TYPE(MPI_Datatype), INTENT(IN) :: datatype
TYPE(MPI_Status) :: status
INTEGER, OPTIONAL, INTENT(OUT) :: ierror
MPI_File_write_all_begin(fh, buf, count, datatype, ierror) BIND(C)
TYPE(MPI_File), INTENT(IN) :: fh
TYPE(*), DIMENSION(..), INTENT(IN), ASYNCHRONOUS :: buf
INTEGER, INTENT(IN) :: count
TYPE(MPI_Datatype), INTENT(IN) :: datatype
INTEGER, OPTIONAL, INTENT(OUT) :: ierror
MPI_File_write_all_end(fh, buf, status, ierror) BIND(C)
TYPE(MPI_File), INTENT(IN) :: fh
TYPE(*), DIMENSION(..), INTENT(IN), ASYNCHRONOUS :: buf
TYPE(MPI_Status) :: status
INTEGER, OPTIONAL, INTENT(OUT) :: ierror
MPI_File_write_at(fh, offset, buf, count, datatype, status, ierror) BIND(C)
TYPE(MPI_File), INTENT(IN) :: fh
INTEGER(KIND=MPI_OFFSET_KIND), INTENT(IN) :: offset
TYPE(*), DIMENSION(..), INTENT(IN) :: buf
INTEGER, INTENT(IN) :: count
TYPE(MPI_Datatype), INTENT(IN) :: datatype
TYPE(MPI_Status) :: status
INTEGER, OPTIONAL, INTENT(OUT) :: ierror
MPI_File_write_at_all(fh, offset, buf, count, datatype, status, ierror)
BIND(C)
TYPE(MPI_File), INTENT(IN) :: fh
INTEGER(KIND=MPI_OFFSET_KIND), INTENT(IN) :: offset
TYPE(*), DIMENSION(..), INTENT(IN) :: buf
INTEGER, INTENT(IN) :: count
TYPE(MPI_Datatype), INTENT(IN) :: datatype
TYPE(MPI_Status) :: status
INTEGER, OPTIONAL, INTENT(OUT) :: ierror
MPI_File_write_at_all_begin(fh, offset, buf, count, datatype, ierror)
BIND(C)
TYPE(MPI_File), INTENT(IN) :: fh

```

```

1     INTEGER(KIND=MPI_OFFSET_KIND), INTENT(IN) :: offset
2     TYPE(*), DIMENSION(..), INTENT(IN), ASYNCHRONOUS :: buf
3     INTEGER, INTENT(IN) :: count
4     TYPE(MPI_Datatype), INTENT(IN) :: datatype
5     INTEGER, OPTIONAL, INTENT(OUT) :: ierror
6
7 MPI_File_write_at_all_end(fh, buf, status, ierror) BIND(C)
8     TYPE(MPI_File), INTENT(IN) :: fh
9     TYPE(*), DIMENSION(..), INTENT(IN), ASYNCHRONOUS :: buf
10    TYPE(MPI_Status) :: status
11    INTEGER, OPTIONAL, INTENT(OUT) :: ierror
12
13 MPI_File_write_ordered(fh, buf, count, datatype, status, ierror) BIND(C)
14    TYPE(MPI_File), INTENT(IN) :: fh
15    TYPE(*), DIMENSION(..), INTENT(IN) :: buf
16    INTEGER, INTENT(IN) :: count
17    TYPE(MPI_Datatype), INTENT(IN) :: datatype
18    TYPE(MPI_Status) :: status
19    INTEGER, OPTIONAL, INTENT(OUT) :: ierror
20
21 MPI_File_write_ordered_begin(fh, buf, count, datatype, ierror) BIND(C)
22    TYPE(MPI_File), INTENT(IN) :: fh
23    TYPE(*), DIMENSION(..), INTENT(IN), ASYNCHRONOUS :: buf
24    INTEGER, INTENT(IN) :: count
25    TYPE(MPI_Datatype), INTENT(IN) :: datatype
26    INTEGER, OPTIONAL, INTENT(OUT) :: ierror
27
28 MPI_File_write_ordered_end(fh, buf, status, ierror) BIND(C)
29    TYPE(MPI_File), INTENT(IN) :: fh
30    TYPE(*), DIMENSION(..), INTENT(IN), ASYNCHRONOUS :: buf
31    TYPE(MPI_Status) :: status
32    INTEGER, OPTIONAL, INTENT(OUT) :: ierror
33
34 MPI_File_write_shared(fh, buf, count, datatype, status, ierror) BIND(C)
35    TYPE(MPI_File), INTENT(IN) :: fh
36    TYPE(*), DIMENSION(..), INTENT(IN) :: buf
37    INTEGER, INTENT(IN) :: count
38    TYPE(MPI_Datatype), INTENT(IN) :: datatype
39    TYPE(MPI_Status) :: status
40    INTEGER, OPTIONAL, INTENT(OUT) :: ierror
41
42 MPI_Register_datarep(datarep, read_conversion_fn, write_conversion_fn,
43    dtype_file_extent_fn, extra_state, ierror) BIND(C)
44    CHARACTER(LEN=*), INTENT(IN) :: datarep
45    PROCEDURE(MPI_Datarep_conversion_function) :: read_conversion_fn
46    PROCEDURE(MPI_Datarep_conversion_function) :: write_conversion_fn
47    PROCEDURE(MPI_Datarep_extent_function) :: dtype_file_extent_fn
48    INTEGER(KIND=MPI_ADDRESS_KIND), INTENT(IN) :: extra_state
49    INTEGER, OPTIONAL, INTENT(OUT) :: ierror

```


A.3.12 Language Bindings Fortran 2008 Bindings

```

MPI_F_sync_reg(buf) BIND(C)
    TYPE(*), DIMENSION(..), ASYNCHRONOUS :: buf

MPI_Sizeof(x, size, ierror) BIND(C)
    TYPE(*), DIMENSION(..) :: x
    INTEGER, INTENT(OUT) :: size
    INTEGER, OPTIONAL, INTENT(OUT) :: ierror

MPI_Status_f082f(f08_status, f_status, ierror) BIND(C)
    TYPE(MPI_Status), INTENT(IN) :: f08_status
    INTEGER, INTENT(OUT) :: f_status(MPI_STATUS_SIZE)
    INTEGER, OPTIONAL, INTENT(OUT) :: ierror

MPI_Status_f2f08(f_status, f08_status, ierror) BIND(C)
    INTEGER, INTENT(IN) :: f_status(MPI_STATUS_SIZE)
    TYPE(MPI_Status), INTENT(OUT) :: f08_status
    INTEGER, OPTIONAL, INTENT(OUT) :: ierror

MPI_Type_create_f90_complex(p, r, newtype, ierror) BIND(C)
    INTEGER, INTENT(IN) :: p, r
    TYPE(MPI_Datatype), INTENT(OUT) :: newtype
    INTEGER, OPTIONAL, INTENT(OUT) :: ierror

MPI_Type_create_f90_integer(r, newtype, ierror) BIND(C)
    INTEGER, INTENT(IN) :: r
    TYPE(MPI_Datatype), INTENT(OUT) :: newtype
    INTEGER, OPTIONAL, INTENT(OUT) :: ierror

MPI_Type_create_f90_real(p, r, newtype, ierror) BIND(C)
    INTEGER, INTENT(IN) :: p, r
    TYPE(MPI_Datatype), INTENT(OUT) :: newtype
    INTEGER, OPTIONAL, INTENT(OUT) :: ierror

MPI_Type_match_size(typeclass, size, datatype, ierror) BIND(C)
    INTEGER, INTENT(IN) :: typeclass, size
    TYPE(MPI_Datatype), INTENT(OUT) :: datatype
    INTEGER, OPTIONAL, INTENT(OUT) :: ierror

```

A.3.13 Tools / Profiling Interface Fortran 2008 Bindings

```

MPI_Pcontrol(level) BIND(C)
    INTEGER, INTENT(IN) :: level

```

A.4 Fortran Bindings with mpif.h or the mpi Module

A.4.1 Point-to-Point Communication Fortran Bindings

MPI_BSEND(BUF, COUNT, DATATYPE, DEST, TAG, COMM, IERROR)

<type> BUF(*)

INTEGER COUNT, DATATYPE, DEST, TAG, COMM, IERROR

MPI_BSEND_INIT(BUF, COUNT, DATATYPE, DEST, TAG, COMM, REQUEST, IERROR)

<type> BUF(*)

INTEGER COUNT, DATATYPE, DEST, TAG, COMM, REQUEST, IERROR

MPI_BUFFER_ATTACH(BUFFER, SIZE, IERROR)

<type> BUFFER(*)

INTEGER SIZE, IERROR

MPI_BUFFER_DETACH(BUFFER_ADDR, SIZE, IERROR)

<type> BUFFER_ADDR(*)

INTEGER SIZE, IERROR

MPI_CANCEL(REQUEST, IERROR)

INTEGER REQUEST, IERROR

MPI_GET_COUNT(STATUS, DATATYPE, COUNT, IERROR)

INTEGER STATUS(MPI_STATUS_SIZE), DATATYPE, COUNT, IERROR

MPI_IBSEND(BUF, COUNT, DATATYPE, DEST, TAG, COMM, REQUEST, IERROR)

<type> BUF(*)

INTEGER COUNT, DATATYPE, DEST, TAG, COMM, REQUEST, IERROR

MPI_IMPROBE(SOURCE, TAG, COMM, FLAG, MESSAGE, STATUS, IERROR)

INTEGER SOURCE, TAG, COMM, FLAG, MESSAGE, STATUS(MPI_STATUS_SIZE),
IERROR

MPI_IMRECV(BUF, COUNT, DATATYPE, MESSAGE, REQUEST, IERROR)

<type> BUF(*)

INTEGER COUNT, DATATYPE, MESSAGE, REQUEST, IERROR

MPI_IPROBE(SOURCE, TAG, COMM, FLAG, STATUS, IERROR)

LOGICAL FLAG

INTEGER SOURCE, TAG, COMM, STATUS(MPI_STATUS_SIZE), IERROR

MPI_IRECV(BUF, COUNT, DATATYPE, SOURCE, TAG, COMM, REQUEST, IERROR)

<type> BUF(*)

INTEGER COUNT, DATATYPE, SOURCE, TAG, COMM, REQUEST, IERROR

MPI_IRSEND(BUF, COUNT, DATATYPE, DEST, TAG, COMM, REQUEST, IERROR)

<type> BUF(*)

INTEGER COUNT, DATATYPE, DEST, TAG, COMM, REQUEST, IERROR

MPI_ISEND(BUF, COUNT, DATATYPE, DEST, TAG, COMM, REQUEST, IERROR)

<type> BUF(*)

INTEGER COUNT, DATATYPE, DEST, TAG, COMM, REQUEST, IERROR

```
MPI_ISSEND(BUF, COUNT, DATATYPE, DEST, TAG, COMM, REQUEST, IERROR) 1
  <type> BUF(*) 2
  INTEGER COUNT, DATATYPE, DEST, TAG, COMM, REQUEST, IERROR 3
MPI_MPROBE(SOURCE, TAG, COMM, MESSAGE, STATUS, IERROR) 4
  INTEGER SOURCE, TAG, COMM, MESSAGE, STATUS(MPI_STATUS_SIZE), IERROR 5
MPI_MRECV(BUF, COUNT, DATATYPE, MESSAGE, STATUS, IERROR) 6
  <type> BUF(*) 7
  INTEGER COUNT, DATATYPE, MESSAGE, STATUS(MPI_STATUS_SIZE), IERROR 8
MPI_PROBE(SOURCE, TAG, COMM, STATUS, IERROR) 9
  INTEGER SOURCE, TAG, COMM, STATUS(MPI_STATUS_SIZE), IERROR 10
MPI_RECV(BUF, COUNT, DATATYPE, SOURCE, TAG, COMM, STATUS, IERROR) 11
  <type> BUF(*) 12
  INTEGER COUNT, DATATYPE, SOURCE, TAG, COMM, STATUS(MPI_STATUS_SIZE), 13
  IERROR 14
MPI_RECV_INIT(BUF, COUNT, DATATYPE, SOURCE, TAG, COMM, REQUEST, IERROR) 15
  <type> BUF(*) 16
  INTEGER COUNT, DATATYPE, SOURCE, TAG, COMM, REQUEST, IERROR 17
MPI_REQUEST_FREE(REQUEST, IERROR) 18
  INTEGER REQUEST, IERROR 19
MPI_REQUEST_GET_STATUS( REQUEST, FLAG, STATUS, IERROR) 20
  INTEGER REQUEST, STATUS(MPI_STATUS_SIZE), IERROR 21
  LOGICAL FLAG 22
MPI_RSEND(BUF, COUNT, DATATYPE, DEST, TAG, COMM, IERROR) 23
  <type> BUF(*) 24
  INTEGER COUNT, DATATYPE, DEST, TAG, COMM, IERROR 25
MPI_RSEND_INIT(BUF, COUNT, DATATYPE, DEST, TAG, COMM, REQUEST, IERROR) 26
  <type> BUF(*) 27
  INTEGER COUNT, DATATYPE, DEST, TAG, COMM, REQUEST, IERROR 28
MPI_SEND(BUF, COUNT, DATATYPE, DEST, TAG, COMM, IERROR) 29
  <type> BUF(*) 30
  INTEGER COUNT, DATATYPE, DEST, TAG, COMM, IERROR 31
MPI_SENDRECV(SENDBUF, SENDCOUNT, SENDTYPE, DEST, SENDTAG, RECVBUF, 32
  RECVCOUNT, RECVMODE, SOURCE, RECVMODE, COMM, STATUS, IERROR) 33
  <type> SENDBUF(*), RECVBUF(*) 34
  INTEGER SENDCOUNT, SENDTYPE, DEST, SENDTAG, RECVCOUNT, RECVMODE, 35
  SOURCE, RECVMODE, COMM, STATUS(MPI_STATUS_SIZE), IERROR 36
MPI_SENDRECV_REPLACE(BUF, COUNT, DATATYPE, DEST, SENDTAG, SOURCE, RECVMODE, 37
  COMM, STATUS, IERROR) 38
  <type> BUF(*) 39
  INTEGER COUNT, DATATYPE, DEST, SENDTAG, SOURCE, RECVMODE, COMM, 40
  STATUS(MPI_STATUS_SIZE), IERROR 41
  42
  43
  44
  45
  46
  47
  48
```

```
1 MPI_SEND_INIT(BUF, COUNT, DATATYPE, DEST, TAG, COMM, REQUEST, IERROR)
2   <type> BUF(*)
3   INTEGER COUNT, DATATYPE, DEST, TAG, COMM, REQUEST, IERROR
4
5 MPI_SSEND(BUF, COUNT, DATATYPE, DEST, TAG, COMM, IERROR)
6   <type> BUF(*)
7   INTEGER COUNT, DATATYPE, DEST, TAG, COMM, IERROR
8
9 MPI_SSEND_INIT(BUF, COUNT, DATATYPE, DEST, TAG, COMM, REQUEST, IERROR)
10  <type> BUF(*)
11  INTEGER COUNT, DATATYPE, DEST, TAG, COMM, REQUEST, IERROR
12
13 MPI_START(REQUEST, IERROR)
14   INTEGER REQUEST, IERROR
15
16 MPI_STARTALL(COUNT, ARRAY_OF_REQUESTS, IERROR)
17   INTEGER COUNT, ARRAY_OF_REQUESTS(*), IERROR
18
19 MPI_TEST(REQUEST, FLAG, STATUS, IERROR)
20   LOGICAL FLAG
21   INTEGER REQUEST, STATUS(MPI_STATUS_SIZE), IERROR
22
23 MPI_TESTALL(COUNT, ARRAY_OF_REQUESTS, FLAG, ARRAY_OF_STATUSES, IERROR)
24   LOGICAL FLAG
25   INTEGER COUNT, ARRAY_OF_REQUESTS(*),
26   ARRAY_OF_STATUSES(MPI_STATUS_SIZE,*), IERROR
27
28 MPI_TESTANY(COUNT, ARRAY_OF_REQUESTS, INDEX, FLAG, STATUS, IERROR)
29   LOGICAL FLAG
30   INTEGER COUNT, ARRAY_OF_REQUESTS(*), INDEX, STATUS(MPI_STATUS_SIZE),
31   IERROR
32
33 MPI_TESTSOME(INCOUNT, ARRAY_OF_REQUESTS, OUTCOUNT, ARRAY_OF_INDICES,
34             ARRAY_OF_STATUSES, IERROR)
35   INTEGER INCOUNT, ARRAY_OF_REQUESTS(*), OUTCOUNT, ARRAY_OF_INDICES(*),
36   ARRAY_OF_STATUSES(MPI_STATUS_SIZE,*), IERROR
37
38 MPI_TEST_CANCELLED(STATUS, FLAG, IERROR)
39   LOGICAL FLAG
40   INTEGER STATUS(MPI_STATUS_SIZE), IERROR
41
42 MPI_WAIT(REQUEST, STATUS, IERROR)
43   INTEGER REQUEST, STATUS(MPI_STATUS_SIZE), IERROR
44
45 MPI_WAITALL(COUNT, ARRAY_OF_REQUESTS, ARRAY_OF_STATUSES, IERROR)
46   INTEGER COUNT, ARRAY_OF_REQUESTS(*),
47   INTEGER ARRAY_OF_STATUSES(MPI_STATUS_SIZE,*), IERROR
48
49 MPI_WAITANY(COUNT, ARRAY_OF_REQUESTS, INDEX, STATUS, IERROR)
50   INTEGER COUNT, ARRAY_OF_REQUESTS(*), INDEX, STATUS(MPI_STATUS_SIZE),
51   IERROR
52
53 MPI_WAITSOME(INCOUNT, ARRAY_OF_REQUESTS, OUTCOUNT, ARRAY_OF_INDICES,
54             ARRAY_OF_STATUSES, IERROR)
```

```

INTEGER INCOUNT, ARRAY_OF_REQUESTS(*), OUTCOUNT, ARRAY_OF_INDICES(*),
ARRAY_OF_STATUSES(MPI_STATUS_SIZE,*), IERROR

```

A.4.2 Datatypes Fortran Bindings

```

MPI_GET_ADDRESS(LOCATION, ADDRESS, IERROR)
  <type> LOCATION(*)
  INTEGER IERROR
  INTEGER(KIND=MPI_ADDRESS_KIND) ADDRESS

MPI_GET_ELEMENTS(STATUS, DATATYPE, COUNT, IERROR)
  INTEGER STATUS(MPI_STATUS_SIZE), DATATYPE, COUNT, IERROR

MPI_GET_ELEMENTS_X(STATUS, DATATYPE, COUNT, IERROR)
  INTEGER STATUS(MPI_STATUS_SIZE), DATATYPE, IERROR
  INTEGER(KIND=MPI_COUNT_KIND) COUNT

MPI_PACK(INBUF, INCOUNT, DATATYPE, OUTBUF, OUTSIZE, POSITION, COMM, IERROR)
  <type> INBUF(*), OUTBUF(*)
  INTEGER INCOUNT, DATATYPE, OUTSIZE, POSITION, COMM, IERROR

MPI_PACK_EXTERNAL(DATAREP, INBUF, INCOUNT, DATATYPE, OUTBUF, OUTSIZE,
  POSITION, IERROR)
  INTEGER INCOUNT, DATATYPE, IERROR
  INTEGER(KIND=MPI_ADDRESS_KIND) OUTSIZE, POSITION
  CHARACTER*(*) DATAREP
  <type> INBUF(*), OUTBUF(*)

MPI_PACK_EXTERNAL_SIZE(DATAREP, INCOUNT, DATATYPE, SIZE, IERROR)
  INTEGER INCOUNT, DATATYPE, IERROR
  INTEGER(KIND=MPI_ADDRESS_KIND) SIZE
  CHARACTER*(*) DATAREP

MPI_PACK_SIZE(INCOUNT, DATATYPE, COMM, SIZE, IERROR)
  INTEGER INCOUNT, DATATYPE, COMM, SIZE, IERROR

MPI_TYPE_COMMIT(DATATYPE, IERROR)
  INTEGER DATATYPE, IERROR

MPI_TYPE_CONTIGUOUS(COUNT, OLDTYPE, NEWTYPE, IERROR)
  INTEGER COUNT, OLDTYPE, NEWTYPE, IERROR

MPI_TYPE_CREATE_DARRAY(SIZE, RANK, NDIMS, ARRAY_OF_GSIZES,
  ARRAY_OF_DISTRIBS, ARRAY_OF_DARGS, ARRAY_OF_PSIZEs, ORDER,
  OLDTYPE, NEWTYPE, IERROR)
  INTEGER SIZE, RANK, NDIMS, ARRAY_OF_GSIZES(*), ARRAY_OF_DISTRIBS(*),
  ARRAY_OF_DARGS(*), ARRAY_OF_PSIZEs(*), ORDER, OLDTYPE, NEWTYPE, IERROR

MPI_TYPE_CREATE_HINDEXED(COUNT, ARRAY_OF_BLOCKLENGTHS,
  ARRAY_OF_DISPLACEMENTS, OLDTYPE, NEWTYPE, IERROR)
  INTEGER COUNT, ARRAY_OF_BLOCKLENGTHS(*), OLDTYPE, NEWTYPE, IERROR
  INTEGER(KIND=MPI_ADDRESS_KIND) ARRAY_OF_DISPLACEMENTS(*)

```

```
1 MPI_TYPE_CREATE_HINDEXED_BLOCK(COUNT, BLOCKLENGTH, ARRAY_OF_DISPLACEMENTS,
2     OLDTYPE, NEWTYPE, IERROR)
3     INTEGER COUNT, BLOCKLENGTH, OLDTYPE, NEWTYPE, IERROR
4     INTEGER(KIND=MPI_ADDRESS_KIND) ARRAY_OF_DISPLACEMENTS(*)
5
6 MPI_TYPE_CREATE_HVECTOR(COUNT, BLOCKLENGTH, STRIDE, OLDTYPE, NEWTYPE,
7     IERROR)
8     INTEGER COUNT, BLOCKLENGTH, OLDTYPE, NEWTYPE, IERROR
9     INTEGER(KIND=MPI_ADDRESS_KIND) STRIDE
10
11 MPI_TYPE_CREATE_INDEXED_BLOCK(COUNT, BLOCKLENGTH, ARRAY_OF_DISPLACEMENTS,
12     OLDTYPE, NEWTYPE, IERROR)
13     INTEGER COUNT, BLOCKLENGTH, ARRAY_OF_DISPLACEMENTS(*), OLDTYPE,
14     NEWTYPE, IERROR
15
16 MPI_TYPE_CREATE_RESIZED(OLDTYPE, LB, EXTENT, NEWTYPE, IERROR)
17     INTEGER OLDTYPE, NEWTYPE, IERROR
18     INTEGER(KIND=MPI_ADDRESS_KIND) LB, EXTENT
19
20 MPI_TYPE_CREATE_STRUCT(COUNT, ARRAY_OF_BLOCKLENGTHS,
21     ARRAY_OF_DISPLACEMENTS, ARRAY_OF_TYPES, NEWTYPE, IERROR)
22     INTEGER COUNT, ARRAY_OF_BLOCKLENGTHS(*), ARRAY_OF_TYPES(*), NEWTYPE,
23     IERROR
24     INTEGER(KIND=MPI_ADDRESS_KIND) ARRAY_OF_DISPLACEMENTS(*)
25
26 MPI_TYPE_CREATE_SUBARRAY(NDIMS, ARRAY_OF_SIZES, ARRAY_OF_SUBSIZES,
27     ARRAY_OF_STARTS, ORDER, OLDTYPE, NEWTYPE, IERROR)
28     INTEGER NDIMS, ARRAY_OF_SIZES(*), ARRAY_OF_SUBSIZES(*),
29     ARRAY_OF_STARTS(*), ORDER, OLDTYPE, NEWTYPE, IERROR
30
31 MPI_TYPE_DUP(OLDTYPE, NEWTYPE, IERROR)
32     INTEGER OLDTYPE, NEWTYPE, IERROR
33
34 MPI_TYPE_FREE(DATATYPE, IERROR)
35     INTEGER DATATYPE, IERROR
36
37 MPI_TYPE_GET_CONTENTS(DATATYPE, MAX_INTEGERS, MAX_ADDRESSES, MAX_DATATYPES,
38     ARRAY_OF_INTEGERS, ARRAY_OF_ADDRESSES, ARRAY_OF_DATATYPES,
39     IERROR)
40     INTEGER DATATYPE, MAX_INTEGERS, MAX_ADDRESSES, MAX_DATATYPES,
41     ARRAY_OF_INTEGERS(*), ARRAY_OF_DATATYPES(*), IERROR
42     INTEGER(KIND=MPI_ADDRESS_KIND) ARRAY_OF_ADDRESSES(*)
43
44 MPI_TYPE_GET_ENVELOPE(DATATYPE, NUM_INTEGERS, NUM_ADDRESSES, NUM_DATATYPES,
45     COMBINER, IERROR)
46     INTEGER DATATYPE, NUM_INTEGERS, NUM_ADDRESSES, NUM_DATATYPES, COMBINER,
47     IERROR
48
49 MPI_TYPE_GET_EXTENT(DATATYPE, LB, EXTENT, IERROR)
50     INTEGER DATATYPE, IERROR
51     INTEGER(KIND = MPI_ADDRESS_KIND) LB, EXTENT
52
53 MPI_TYPE_GET_EXTENT_X(DATATYPE, LB, EXTENT, IERROR)
```

```

INTEGER DATATYPE, IERROR 1
INTEGER(KIND = MPI_COUNT_KIND) LB, EXTENT 2
3
MPI_TYPE_GET_TRUE_EXTENT(DATATYPE, TRUE_LB, TRUE_EXTENT, IERROR) 4
INTEGER DATATYPE, IERROR 5
INTEGER(KIND = MPI_ADDRESS_KIND) TRUE_LB, TRUE_EXTENT 6
MPI_TYPE_GET_TRUE_EXTENT_X(DATATYPE, TRUE_LB, TRUE_EXTENT, IERROR) 7
INTEGER DATATYPE, IERROR 8
INTEGER(KIND = MPI_COUNT_KIND) TRUE_LB, TRUE_EXTENT 9
10
MPI_TYPE_INDEXED(COUNT, ARRAY_OF_BLOCKLENGTHS, ARRAY_OF_DISPLACEMENTS, 11
OLDTYPE, NEWTYPE, IERROR) 12
INTEGER COUNT, ARRAY_OF_BLOCKLENGTHS(*), ARRAY_OF_DISPLACEMENTS(*), 13
OLDTYPE, NEWTYPE, IERROR 14
MPI_TYPE_SIZE(DATATYPE, SIZE, IERROR) 15
INTEGER DATATYPE, SIZE, IERROR 16
17
MPI_TYPE_SIZE_X(DATATYPE, SIZE, IERROR) 18
INTEGER DATATYPE, IERROR 19
INTEGER(KIND = MPI_COUNT_KIND) SIZE 20
MPI_TYPE_VECTOR(COUNT, BLOCKLENGTH, STRIDE, OLDTYPE, NEWTYPE, IERROR) 21
INTEGER COUNT, BLOCKLENGTH, STRIDE, OLDTYPE, NEWTYPE, IERROR 22
MPI_UNPACK(INBUF, INSIZE, POSITION, OUTBUF, OUTCOUNT, DATATYPE, COMM, 23
IERROR) 24
<type> INBUF(*), OUTBUF(*) 25
INTEGER INSIZE, POSITION, OUTCOUNT, DATATYPE, COMM, IERROR 26
MPI_UNPACK_EXTERNAL(DATAREP, INBUF, INSIZE, POSITION, OUTBUF, OUTCOUNT, 27
DATATYPE, IERROR) 28
INTEGER OUTCOUNT, DATATYPE, IERROR 29
INTEGER(KIND=MPI_ADDRESS_KIND) INSIZE, POSITION 30
CHARACTER*(*) DATAREP 31
<type> INBUF(*), OUTBUF(*) 32
33
34
35
A.4.3 Collective Communication Fortran Bindings 36
MPI_ALLGATHER(SENDBUF, SENDCOUNT, SENDTYPE, RECVCOUNT, RECVTYPE, 37
COMM, IERROR) 38
<type> SENDBUF(*), RECVCOUNT(*) 39
INTEGER SENDCOUNT, SENDTYPE, RECVTYPE, COMM, IERROR 40
MPI_ALLGATHERV(SENDBUF, SENDCOUNT, SENDTYPE, RECVCOUNT, RECVTYPE, DISPLS, 41
RECVTYPE, COMM, IERROR) 42
<type> SENDBUF(*), RECVCOUNT(*) 43
INTEGER SENDCOUNT, SENDTYPE, RECVTYPE(*), DISPLS(*), RECVTYPE, COMM, 44
IERROR 45
MPI_ALLREDUCE(SENDBUF, RECVCOUNT, COUNT, DATATYPE, OP, COMM, IERROR) 46
47
48

```

```
1     <type> SENDBUF(*), RECVBUF(*)
2     INTEGER COUNT, DATATYPE, OP, COMM, IERROR
3
4     MPI_ALLTOALL(SENDBUF, SENDCOUNT, SENDTYPE, RECVBUF, RECVCOUNT, RECVTYPE,
5                 COMM, IERROR)
6     <type> SENDBUF(*), RECVBUF(*)
7     INTEGER SENDCOUNT, SENDTYPE, RECVCOUNT, RECVTYPE, COMM, IERROR
8
9     MPI_ALLTOALLV(SENDBUF, SENDCOUNTS, SDISPLS, SENDTYPE, RECVBUF, RECVCOUNTS,
10                 RDISPLS, RECVTYPE, COMM, IERROR)
11    <type> SENDBUF(*), RECVBUF(*)
12    INTEGER SENDCOUNTS(*), SDISPLS(*), SENDTYPE, RECVCOUNTS(*), RDISPLS(*),
13    RECVTYPE, COMM, IERROR
14
15    MPI_ALLTOALLW(SENDBUF, SENDCOUNTS, SDISPLS, SENDTYPES, RECVBUF, RECVCOUNTS,
16                 RDISPLS, RECVTYPES, COMM, IERROR)
17    <type> SENDBUF(*), RECVBUF(*)
18    INTEGER SENDCOUNTS(*), SDISPLS(*), SENDTYPES(*), RECVCOUNTS(*),
19    RDISPLS(*), RECVTYPES(*), COMM, IERROR
20
21    MPI_BARRIER(COMM, IERROR)
22    INTEGER COMM, IERROR
23
24    MPI_BCAST(BUFFER, COUNT, DATATYPE, ROOT, COMM, IERROR)
25    <type> BUFFER(*)
26    INTEGER COUNT, DATATYPE, ROOT, COMM, IERROR
27
28    MPI_EXSCAN(SENDBUF, RECVBUF, COUNT, DATATYPE, OP, COMM, IERROR)
29    <type> SENDBUF(*), RECVBUF(*)
30    INTEGER COUNT, DATATYPE, OP, COMM, IERROR
31
32    MPI_GATHER(SENDBUF, SENDCOUNT, SENDTYPE, RECVBUF, RECVCOUNT, RECVTYPE,
33              ROOT, COMM, IERROR)
34    <type> SENDBUF(*), RECVBUF(*)
35    INTEGER SENDCOUNT, SENDTYPE, RECVCOUNT, RECVTYPE, ROOT, COMM, IERROR
36
37    MPI_GATHERV(SENDBUF, SENDCOUNT, SENDTYPE, RECVBUF, RECVCOUNTS, DISPLS,
38               RECVTYPE, ROOT, COMM, IERROR)
39    <type> SENDBUF(*), RECVBUF(*)
40    INTEGER SENDCOUNT, SENDTYPE, RECVCOUNTS(*), DISPLS(*), RECVTYPE, ROOT,
41    COMM, IERROR
42
43    MPI_IALLGATHER(SENDBUF, SENDCOUNT, SENDTYPE, RECVBUF, RECVCOUNT, RECVTYPE,
44                  COMM, REQUEST, IERROR)
45    <type> SENDBUF(*), RECVBUF(*)
46    INTEGER SENDCOUNT, SENDTYPE, RECVCOUNT, RECVTYPE, COMM, REQUEST, IERROR
47
48    MPI_IALLGATHERV(SENDBUF, SENDCOUNT, SENDTYPE, RECVBUF, RECVCOUNTS, DISPLS,
49                   RECVTYPE, COMM, REQUEST, IERROR)
50    <type> SENDBUF(*), RECVBUF(*)
51    INTEGER SENDCOUNT, SENDTYPE, RECVCOUNTS(*), DISPLS(*), RECVTYPE, COMM,
52    REQUEST, IERROR
```



```
MPI_IALLREDUCE(SENDBUF, RECVBUF, COUNT, DATATYPE, OP, COMM, REQUEST, IERROR) 1
    <type> SENDBUF(*), RECVBUF(*) 2
    INTEGER COUNT, DATATYPE, OP, COMM, REQUEST, IERROR 3
MPI_IALLTOALL(SENDBUF, SENDCOUNT, SENDTYPE, RECVBUF, RECVCOUNT, RECVTYPE, 4
    COMM, REQUEST, IERROR) 5
    <type> SENDBUF(*), RECVBUF(*) 6
    INTEGER SENDCOUNT, SENDTYPE, RECVCOUNT, RECVTYPE, COMM, REQUEST, IERROR 7
MPI_IALLTOALLV(SENDBUF, SENDCOUNTS, SDISPLS, SENDTYPE, RECVBUF, RECVCOUNTS, 8
    RDISPLS, RECVTYPE, COMM, REQUEST, IERROR) 9
    <type> SENDBUF(*), RECVBUF(*) 10
    INTEGER SENDCOUNTS(*), SDISPLS(*), SENDTYPE, RECVCOUNTS(*), RDISPLS(*), 11
    RECVTYPE, COMM, REQUEST, IERROR 12
MPI_IALLTOALLW(SENDBUF, SENDCOUNTS, SDISPLS, SENDTYPES, RECVBUF, 13
    RECVCOUNTS, RDISPLS, RECVTYPES, COMM, REQUEST, IERROR) 14
    <type> SENDBUF(*), RECVBUF(*) 15
    INTEGER SENDCOUNTS(*), SDISPLS(*), SENDTYPES(*), RECVCOUNTS(*), 16
    RDISPLS(*), RECVTYPES(*), COMM, REQUEST, IERROR 17
MPI_IBARRIER(COMM, REQUEST, IERROR) 18
    INTEGER COMM, REQUEST, IERROR 19
MPI_IBCAST(BUFFER, COUNT, DATATYPE, ROOT, COMM, REQUEST, IERROR) 20
    <type> BUFFER(*) 21
    INTEGER COUNT, DATATYPE, ROOT, COMM, REQUEST, IERROR 22
MPI_IEXSCAN(SENDBUF, RECVBUF, COUNT, DATATYPE, OP, COMM, REQUEST, IERROR) 23
    <type> SENDBUF(*), RECVBUF(*) 24
    INTEGER COUNT, DATATYPE, OP, COMM, REQUEST, IERROR 25
MPI_IGATHER(SENDBUF, SENDCOUNT, SENDTYPE, RECVBUF, RECVCOUNT, RECVTYPE, 26
    ROOT, COMM, REQUEST, IERROR) 27
    <type> SENDBUF(*), RECVBUF(*) 28
    INTEGER SENDCOUNT, SENDTYPE, RECVCOUNT, RECVTYPE, ROOT, COMM, REQUEST, 29
    IERROR 30
MPI_IGATHERV(SENDBUF, SENDCOUNT, SENDTYPE, RECVBUF, RECVCOUNTS, DISPLS, 31
    RECVTYPE, ROOT, COMM, REQUEST, IERROR) 32
    <type> SENDBUF(*), RECVBUF(*) 33
    INTEGER SENDCOUNT, SENDTYPE, RECVCOUNTS(*), DISPLS(*), RECVTYPE, ROOT, 34
    COMM, REQUEST, IERROR 35
MPI_IREDUCE(SENDBUF, RECVBUF, COUNT, DATATYPE, OP, ROOT, COMM, REQUEST, 36
    IERROR) 37
    <type> SENDBUF(*), RECVBUF(*) 38
    INTEGER COUNT, DATATYPE, OP, ROOT, COMM, REQUEST, IERROR 39
MPI_IREDUCE_SCATTER(SENDBUF, RECVBUF, RECVCOUNTS, DATATYPE, OP, COMM, 40
    REQUEST, IERROR) 41
    <type> SENDBUF(*), RECVBUF(*) 42
    INTEGER COUNT, DATATYPE, OP, ROOT, COMM, REQUEST, IERROR 43
    <type> SENDBUF(*), RECVBUF(*) 44
    INTEGER COUNT, DATATYPE, OP, ROOT, COMM, REQUEST, IERROR 45
MPI_IREDUCE_SCATTER(SENDBUF, RECVBUF, RECVCOUNTS, DATATYPE, OP, COMM, 46
    REQUEST, IERROR) 47
    <type> SENDBUF(*), RECVBUF(*) 48
    INTEGER COUNT, DATATYPE, OP, ROOT, COMM, REQUEST, IERROR 49
```

```
1     <type> SENDBUF(*), RECVBUF(*)
2     INTEGER RECVCOUNTS(*), DATATYPE, OP, COMM, REQUEST, IERROR
3
4     MPI_IREDUCE_SCATTER_BLOCK(SENDBUF, RECVBUF, RECVCOUNT, DATATYPE, OP, COMM,
5         REQUEST, IERROR)
6     <type> SENDBUF(*), RECVBUF(*)
7     INTEGER RECVCOUNT, DATATYPE, OP, COMM, REQUEST, IERROR
8
9     MPI_ISCAN(SENDBUF, RECVBUF, COUNT, DATATYPE, OP, COMM, REQUEST, IERROR)
10    <type> SENDBUF(*), RECVBUF(*)
11    INTEGER COUNT, DATATYPE, OP, COMM, REQUEST, IERROR
12
13    MPI_ISCATTER(SENDBUF, SENDCOUNT, SENDTYPE, RECVBUF, RECVCOUNT, RECVTYPE,
14        ROOT, COMM, REQUEST, IERROR)
15    <type> SENDBUF(*), RECVBUF(*)
16    INTEGER SENDCOUNT, SENDTYPE, RECVCOUNT, RECVTYPE, ROOT, COMM, REQUEST,
17        IERROR
18
19    MPI_ISCATTERV(SENDBUF, SENDCOUNTS, DISPLS, SENDTYPE, RECVBUF, RECVCOUNT,
20        RECVTYPE, ROOT, COMM, REQUEST, IERROR)
21    <type> SENDBUF(*), RECVBUF(*)
22    INTEGER SENDCOUNTS(*), DISPLS(*), SENDTYPE, RECVCOUNT, RECVTYPE, ROOT,
23        COMM, REQUEST, IERROR
24
25    MPI_OP_COMMUTATIVE(OP, COMMUTE, IERROR)
26    LOGICAL COMMUTE
27    INTEGER OP, IERROR
28
29    MPI_OP_CREATE( USER_FN, COMMUTE, OP, IERROR)
30    EXTERNAL USER_FN
31    LOGICAL COMMUTE
32    INTEGER OP, IERROR
33
34    MPI_OP_FREE(OP, IERROR)
35    INTEGER OP, IERROR
36
37    MPI_REDUCE(SENDBUF, RECVBUF, COUNT, DATATYPE, OP, ROOT, COMM, IERROR)
38    <type> SENDBUF(*), RECVBUF(*)
39    INTEGER COUNT, DATATYPE, OP, ROOT, COMM, IERROR
40
41    MPI_REDUCE_LOCAL(INBUF, INOUTBUF, COUNT, DATATYPE, OP, IERROR)
42    <type> INBUF(*), INOUTBUF(*)
43    INTEGER COUNT, DATATYPE, OP, IERROR
44
45    MPI_REDUCE_SCATTER(SENDBUF, RECVBUF, RECVCOUNTS, DATATYPE, OP, COMM,
46        IERROR)
47    <type> SENDBUF(*), RECVBUF(*)
48    INTEGER RECVCOUNTS(*), DATATYPE, OP, COMM, IERROR
```



```
1     INTEGER COMM, IERROR
2
3     MPI_COMM_FREE_KEYVAL(COMM_KEYVAL, IERROR)
4     INTEGER COMM_KEYVAL, IERROR
5
6     MPI_COMM_GET_ATTR(COMM, COMM_KEYVAL, ATTRIBUTE_VAL, FLAG, IERROR)
7     INTEGER COMM, COMM_KEYVAL, IERROR
8     INTEGER(KIND=MPI_ADDRESS_KIND) ATTRIBUTE_VAL
9     LOGICAL FLAG
10
11    MPI_COMM_GET_INFO(COMM, INFO_USED, IERROR)
12    INTEGER COMM, INFO_USED, IERROR
13
14    MPI_COMM_GET_NAME(COMM, COMM_NAME, RESULTLEN, IERROR)
15    INTEGER COMM, RESULTLEN, IERROR
16    CHARACTER*(*) COMM_NAME
17
18    MPI_COMM_GROUP(COMM, GROUP, IERROR)
19    INTEGER COMM, GROUP, IERROR
20
21    MPI_COMM_IDUP(COMM, NEWCOMM, REQUEST, IERROR)
22    INTEGER COMM, NEWCOMM, REQUEST, IERROR
23
24    MPI_COMM_NULL_COPY_FN(OLDCOMM, COMM_KEYVAL, EXTRA_STATE, ATTRIBUTE_VAL_IN,
25    ATTRIBUTE_VAL_OUT, FLAG, IERROR)
26    INTEGER OLDCOMM, COMM_KEYVAL, IERROR
27    INTEGER(KIND=MPI_ADDRESS_KIND) EXTRA_STATE, ATTRIBUTE_VAL_IN,
28    ATTRIBUTE_VAL_OUT
29    LOGICAL FLAG
30
31    MPI_COMM_NULL_DELETE_FN(COMM, COMM_KEYVAL, ATTRIBUTE_VAL, EXTRA_STATE,
32    IERROR)
33    INTEGER COMM, COMM_KEYVAL, IERROR
34    INTEGER(KIND=MPI_ADDRESS_KIND) ATTRIBUTE_VAL, EXTRA_STATE
35
36    MPI_COMM_RANK(COMM, RANK, IERROR)
37    INTEGER COMM, RANK, IERROR
38
39    MPI_COMM_REMOTE_GROUP(COMM, GROUP, IERROR)
40    INTEGER COMM, GROUP, IERROR
41
42    MPI_COMM_REMOTE_SIZE(COMM, SIZE, IERROR)
43    INTEGER COMM, SIZE, IERROR
44
45    MPI_COMM_SET_ATTR(COMM, COMM_KEYVAL, ATTRIBUTE_VAL, IERROR)
46    INTEGER COMM, COMM_KEYVAL, IERROR
47    INTEGER(KIND=MPI_ADDRESS_KIND) ATTRIBUTE_VAL
48
49    MPI_COMM_SET_INFO(COMM, INFO, IERROR)
50    INTEGER COMM, INFO, IERROR
51
52    MPI_COMM_SET_NAME(COMM, COMM_NAME, IERROR)
53    INTEGER COMM, IERROR
54    CHARACTER*(*) COMM_NAME
```

MPI_COMM_SIZE(COMM, SIZE, IERROR)	1
INTEGER COMM, SIZE, IERROR	2
	3
MPI_COMM_SPLIT(COMM, COLOR, KEY, NEWCOMM, IERROR)	4
INTEGER COMM, COLOR, KEY, NEWCOMM, IERROR	5
	6
MPI_COMM_SPLIT_TYPE(COMM, SPLIT_TYPE, KEY, INFO, NEWCOMM, IERROR)	7
INTEGER COMM, SPLIT_TYPE, KEY, INFO, NEWCOMM, IERROR	8
	9
MPI_COMM_TEST_INTER(COMM, FLAG, IERROR)	10
INTEGER COMM, IERROR	11
LOGICAL FLAG	12
	13
MPI_GROUP_COMPARE(GROUP1, GROUP2, RESULT, IERROR)	14
INTEGER GROUP1, GROUP2, RESULT, IERROR	15
	16
MPI_GROUP_DIFFERENCE(GROUP1, GROUP2, NEWGROUP, IERROR)	17
INTEGER GROUP1, GROUP2, NEWGROUP, IERROR	18
	19
MPI_GROUP_EXCL(GROUP, N, RANKS, NEWGROUP, IERROR)	20
INTEGER GROUP, N, RANKS(*), NEWGROUP, IERROR	21
	22
MPI_GROUP_FREE(GROUP, IERROR)	23
INTEGER GROUP, IERROR	24
	25
MPI_GROUP_INCL(GROUP, N, RANKS, NEWGROUP, IERROR)	26
INTEGER GROUP, N, RANKS(*), NEWGROUP, IERROR	27
	28
MPI_GROUP_INTERSECTION(GROUP1, GROUP2, NEWGROUP, IERROR)	29
INTEGER GROUP1, GROUP2, NEWGROUP, IERROR	30
	31
MPI_GROUP_RANGE_EXCL(GROUP, N, RANGES, NEWGROUP, IERROR)	32
INTEGER GROUP, N, RANGES(3,*), NEWGROUP, IERROR	33
	34
MPI_GROUP_RANGE_INCL(GROUP, N, RANGES, NEWGROUP, IERROR)	35
INTEGER GROUP, N, RANGES(3,*), NEWGROUP, IERROR	36
	37
MPI_GROUP_RANK(GROUP, RANK, IERROR)	38
INTEGER GROUP, RANK, IERROR	39
	40
MPI_GROUP_SIZE(GROUP, SIZE, IERROR)	41
INTEGER GROUP, SIZE, IERROR	42
	43
MPI_GROUP_TRANSLATE_RANKS(GROUP1, N, RANKS1, GROUP2, RANKS2, IERROR)	44
INTEGER GROUP1, N, RANKS1(*), GROUP2, RANKS2(*), IERROR	45
	46
MPI_GROUP_UNION(GROUP1, GROUP2, NEWGROUP, IERROR)	47
INTEGER GROUP1, GROUP2, NEWGROUP, IERROR	48
MPI_INTERCOMM_CREATE(LOCAL_COMM, LOCAL_LEADER, PEER_COMM, REMOTE_LEADER, TAG, NEWINTERCOMM, IERROR)	
INTEGER LOCAL_COMM, LOCAL_LEADER, PEER_COMM, REMOTE_LEADER, TAG, NEWINTERCOMM, IERROR	
MPI_INTERCOMM_MERGE(INTERCOMM, HIGH, NEWINTRACOMM, IERROR)	

```
1     INTEGER INTERCOMM, NEWINTRACOMM, IERROR
2     LOGICAL HIGH
3
4     MPI_TYPE_CREATE_KEYVAL(TYPE_COPY_ATTR_FN, TYPE_DELETE_ATTR_FN, TYPE_KEYVAL,
5         EXTRA_STATE, IERROR)
6     EXTERNAL TYPE_COPY_ATTR_FN, TYPE_DELETE_ATTR_FN
7     INTEGER TYPE_KEYVAL, IERROR
8     INTEGER(KIND=MPI_ADDRESS_KIND) EXTRA_STATE
9
10    MPI_TYPE_DELETE_ATTR(DATATYPE, TYPE_KEYVAL, IERROR)
11    INTEGER DATATYPE, TYPE_KEYVAL, IERROR
12
13    MPI_TYPE_DUP_FN(OLDTYPE, TYPE_KEYVAL, EXTRA_STATE, ATTRIBUTE_VAL_IN,
14        ATTRIBUTE_VAL_OUT, FLAG, IERROR)
15    INTEGER OLDTYPE, TYPE_KEYVAL, IERROR
16    INTEGER(KIND=MPI_ADDRESS_KIND) EXTRA_STATE, ATTRIBUTE_VAL_IN,
17        ATTRIBUTE_VAL_OUT
18    LOGICAL FLAG
19
20    MPI_TYPE_FREE_KEYVAL(TYPE_KEYVAL, IERROR)
21    INTEGER TYPE_KEYVAL, IERROR
22
23    MPI_TYPE_GET_ATTR(DATATYPE, TYPE_KEYVAL, ATTRIBUTE_VAL, FLAG, IERROR)
24    INTEGER DATATYPE, TYPE_KEYVAL, IERROR
25    INTEGER(KIND=MPI_ADDRESS_KIND) ATTRIBUTE_VAL
26    LOGICAL FLAG
27
28    MPI_TYPE_GET_NAME(DATATYPE, TYPE_NAME, RESULTLEN, IERROR)
29    INTEGER DATATYPE, RESULTLEN, IERROR
30    CHARACTER*(*) TYPE_NAME
31
32    MPI_TYPE_NULL_COPY_FN(OLDTYPE, TYPE_KEYVAL, EXTRA_STATE, ATTRIBUTE_VAL_IN,
33        ATTRIBUTE_VAL_OUT, FLAG, IERROR)
34    INTEGER OLDTYPE, TYPE_KEYVAL, IERROR
35    INTEGER(KIND=MPI_ADDRESS_KIND) EXTRA_STATE, ATTRIBUTE_VAL_IN,
36        ATTRIBUTE_VAL_OUT
37    LOGICAL FLAG
38
39    MPI_TYPE_NULL_DELETE_FN(DATATYPE, TYPE_KEYVAL, ATTRIBUTE_VAL, EXTRA_STATE,
40        IERROR)
41    INTEGER DATATYPE, TYPE_KEYVAL, IERROR
42    INTEGER(KIND=MPI_ADDRESS_KIND) ATTRIBUTE_VAL, EXTRA_STATE
43
44    MPI_TYPE_SET_ATTR(DATATYPE, TYPE_KEYVAL, ATTRIBUTE_VAL, IERROR)
45    INTEGER DATATYPE, TYPE_KEYVAL, IERROR
46    INTEGER(KIND=MPI_ADDRESS_KIND) ATTRIBUTE_VAL
47
48    MPI_TYPE_SET_NAME(DATATYPE, TYPE_NAME, IERROR)
49    INTEGER DATATYPE, IERROR
50    CHARACTER*(*) TYPE_NAME
51
52    MPI_WIN_CREATE_KEYVAL(WIN_COPY_ATTR_FN, WIN_DELETE_ATTR_FN, WIN_KEYVAL,
53        EXTRA_STATE, IERROR)
```



```
1 MPI_CART_CREATE(COMM_OLD, NDIMS, DIMS, PERIODS, REORDER, COMM_CART, IERROR)
2   INTEGER COMM_OLD, NDIMS, DIMS(*), COMM_CART, IERROR
3   LOGICAL PERIODS(*), REORDER
4
5 MPI_CART_GET(COMM, MAXDIMS, DIMS, PERIODS, COORDS, IERROR)
6   INTEGER COMM, MAXDIMS, DIMS(*), COORDS(*), IERROR
7   LOGICAL PERIODS(*)
8
9 MPI_CART_MAP(COMM, NDIMS, DIMS, PERIODS, NEWRANK, IERROR)
10  INTEGER COMM, NDIMS, DIMS(*), NEWRANK, IERROR
11  LOGICAL PERIODS(*)
12
13 MPI_CART_RANK(COMM, COORDS, RANK, IERROR)
14  INTEGER COMM, COORDS(*), RANK, IERROR
15
16 MPI_CART_SHIFT(COMM, DIRECTION, DISP, RANK_SOURCE, RANK_DEST, IERROR)
17  INTEGER COMM, DIRECTION, DISP, RANK_SOURCE, RANK_DEST, IERROR
18
19 MPI_CART_SUB(COMM, REMAIN_DIMS, NEWCOMM, IERROR)
20  INTEGER COMM, NEWCOMM, IERROR
21  LOGICAL REMAIN_DIMS(*)
22
23 MPI_DIMS_CREATE(NNODES, NDIMS, DIMS, IERROR)
24  INTEGER NNODES, NDIMS, DIMS(*), IERROR
25
26 MPI_DIST_GRAPH_CREATE(COMM_OLD, N, SOURCES, DEGREES, DESTINATIONS, WEIGHTS,
27   INFO, REORDER, COMM_DIST_GRAPH, IERROR)
28  INTEGER COMM_OLD, N, SOURCES(*), DEGREES(*), DESTINATIONS(*),
29  WEIGHTS(*), INFO, COMM_DIST_GRAPH, IERROR
30  LOGICAL REORDER
31
32 MPI_DIST_GRAPH_CREATE_ADJACENT(COMM_OLD, INDEGREE, SOURCES, SOURCEWEIGHTS,
33   OUTDEGREE, DESTINATIONS, DESTWEIGHTS, INFO, REORDER,
34   COMM_DIST_GRAPH, IERROR)
35  INTEGER COMM_OLD, INDEGREE, SOURCES(*), SOURCEWEIGHTS(*), OUTDEGREE,
36  DESTINATIONS(*), DESTWEIGHTS(*), INFO, COMM_DIST_GRAPH, IERROR
37  LOGICAL REORDER
38
39 MPI_DIST_GRAPH_NEIGHBORS(COMM, MAXINDEGREE, SOURCES, SOURCEWEIGHTS,
40   MAXOUTDEGREE, DESTINATIONS, DESTWEIGHTS, IERROR)
41  INTEGER COMM, MAXINDEGREE, SOURCES(*), SOURCEWEIGHTS(*), MAXOUTDEGREE,
42  DESTINATIONS(*), DESTWEIGHTS(*), IERROR
43
44 MPI_DIST_GRAPH_NEIGHBORS_COUNT(COMM, INDEGREE, OUTDEGREE, WEIGHTED, IERROR)
45  INTEGER COMM, INDEGREE, OUTDEGREE, IERROR
46  LOGICAL WEIGHTED
47
48 MPI_GRAPHDIMS_GET(COMM, NNODES, NEDGES, IERROR)
49  INTEGER COMM, NNODES, NEDGES, IERROR
50
51 MPI_GRAPH_CREATE(COMM_OLD, NNODES, INDEX, EDGES, REORDER, COMM_GRAPH,
52   IERROR)
53  INTEGER COMM_OLD, NNODES, INDEX(*), EDGES(*), COMM_GRAPH, IERROR
```


LOGICAL REORDER	1
MPI_GRAPH_GET(COMM, MAXINDEX, MAXEDGES, INDEX, EDGES, IERROR)	2
INTEGER COMM, MAXINDEX, MAXEDGES, INDEX(*), EDGES(*), IERROR	3
	4
MPI_GRAPH_MAP(COMM, NNODES, INDEX, EDGES, NEWRANK, IERROR)	5
INTEGER COMM, NNODES, INDEX(*), EDGES(*), NEWRANK, IERROR	6
	7
MPI_GRAPH_NEIGHBORS(COMM, RANK, MAXNEIGHBORS, NEIGHBORS, IERROR)	8
INTEGER COMM, RANK, MAXNEIGHBORS, NEIGHBORS(*), IERROR	9
	10
MPI_GRAPH_NEIGHBORS_COUNT(COMM, RANK, NNEIGHBORS, IERROR)	11
INTEGER COMM, RANK, NNEIGHBORS, IERROR	12
	13
MPI_INEIGHBOR_ALLGATHER(SENDBUF, SENDCOUNT, SENDTYPE, RECVBUF, RECVCOUNT,	14
RECVMODE, COMM, REQUEST, IERROR)	15
<type> SENDBUF(*), RECVBUF(*)	16
INTEGER SENDCOUNT, SENDTYPE, RECVCOUNT, RECVTYPE, COMM, REQUEST, IERROR	17
	18
MPI_INEIGHBOR_ALLGATHERV(SENDBUF, SENDCOUNT, SENDTYPE, RECVBUF, RECVCOUNTS,	19
DISPLS, RECVTYPE, COMM, REQUEST, IERROR)	20
<type> SENDBUF(*), RECVBUF(*)	21
INTEGER SENDCOUNT, SENDTYPE, RECVCOUNTS(*), DISPLS(*), RECVTYPE, COMM,	22
REQUEST, IERROR	23
	24
MPI_INEIGHBOR_ALLTOALL(SENDBUF, SENDCOUNT, SENDTYPE, RECVBUF, RECVCOUNT,	25
RECVMODE, COMM, REQUEST, IERROR)	26
<type> SENDBUF(*), RECVBUF(*)	27
INTEGER SENDCOUNT, SENDTYPE, RECVCOUNT, RECVTYPE, COMM, REQUEST, IERROR	28
	29
MPI_INEIGHBOR_ALLTOALLV(SENDBUF, SENDCOUNTS, SDISPLS, SENDTYPE, RECVBUF,	30
RECVCOUNTS, RDISPLS, RECVTYPE, COMM, REQUEST, IERROR)	31
<type> SENDBUF(*), RECVBUF(*)	32
INTEGER SENDCOUNTS(*), SDISPLS(*), SENDTYPE, RECVCOUNTS(*), RDISPLS(*),	33
RECVTYPE, COMM, REQUEST, IERROR	34
	35
MPI_INEIGHBOR_ALLTOALLW(SENDBUF, SENDCOUNTS, SDISPLS, SENDTYPES, RECVBUF,	36
RECVCOUNTS, RDISPLS, RECVTYPES, COMM, REQUEST, IERROR)	37
<type> SENDBUF(*), RECVBUF(*)	38
INTEGER(KIND=MPI_ADDRESS_KIND) SDISPLS(*), RDISPLS(*)	39
INTEGER SENDCOUNTS(*), SENDTYPES(*), RECVCOUNTS(*), RECVTYPES(*), COMM,	40
REQUEST, IERROR	41
	42
MPI_NEIGHBOR_ALLGATHER(SENDBUF, SENDCOUNT, SENDTYPE, RECVBUF, RECVCOUNT,	43
RECVMODE, COMM, IERROR)	44
<type> SENDBUF(*), RECVBUF(*)	45
INTEGER SENDCOUNT, SENDTYPE, RECVCOUNT, RECVTYPE, COMM, IERROR	46
	47
MPI_NEIGHBOR_ALLGATHERV(SENDBUF, SENDCOUNT, SENDTYPE, RECVBUF, RECVCOUNTS,	48
DISPLS, RECVTYPE, COMM, IERROR)	
<type> SENDBUF(*), RECVBUF(*)	
INTEGER SENDCOUNT, SENDTYPE, RECVCOUNTS(*), DISPLS(*), RECVTYPE, COMM,	
IERROR	

```

1 MPI_NEIGHBOR_ALLTOALL(SENDBUF, SENDCOUNT, SENDTYPE, RECVBUF, REVCOUNT,
2     RECVTYPE, COMM, IERROR)
3     <type> SENDBUF(*), RECVBUF(*)
4     INTEGER SENDCOUNT, SENDTYPE, REVCOUNT, RECVTYPE, COMM, IERROR
5
6 MPI_NEIGHBOR_ALLTOALLV(SENDBUF, SENDCOUNTS, SDISPLS, SENDTYPE, RECVBUF,
7     REVCOUNTS, RDISPLS, RECVTYPE, COMM, IERROR)
8     <type> SENDBUF(*), RECVBUF(*)
9     INTEGER SENDCOUNTS(*), SDISPLS(*), SENDTYPE, REVCOUNTS(*), RDISPLS(*),
10    RECVTYPE, COMM, IERROR
11
12 MPI_NEIGHBOR_ALLTOALLW(SENDBUF, SENDCOUNTS, SDISPLS, SENDTYPES, RECVBUF,
13     REVCOUNTS, RDISPLS, RECVTYPES, COMM, IERROR)
14     <type> SENDBUF(*), RECVBUF(*)
15     INTEGER(KIND=MPI_ADDRESS_KIND) SDISPLS(*), RDISPLS(*)
16     INTEGER SENDCOUNTS(*), SENDTYPES(*), REVCOUNTS(*), RECVTYPES(*), COMM,
17     IERROR
18
19 MPI_TOPO_TEST(COMM, STATUS, IERROR)
20     INTEGER COMM, STATUS, IERROR

```

A.4.6 MPI Environmental Management Fortran Bindings

```

21
22 DOUBLE PRECISION MPI_WTICK()
23
24 DOUBLE PRECISION MPI_WTIME()
25
26 MPI_ABORT(COMM, ERRORCODE, IERROR)
27     INTEGER COMM, ERRORCODE, IERROR
28
29 MPI_ADD_ERROR_CLASS(ERRORCLASS, IERROR)
30     INTEGER ERRORCLASS, IERROR
31
32 MPI_ADD_ERROR_CODE(ERRORCLASS, ERRORCODE, IERROR)
33     INTEGER ERRORCLASS, ERRORCODE, IERROR
34
35 MPI_ADD_ERROR_STRING(ERRORCODE, STRING, IERROR)
36     INTEGER ERRORCODE, IERROR
37     CHARACTER*(*) STRING
38
39 MPI_ALLOC_MEM(SIZE, INFO, BASEPTR, IERROR)
40     INTEGER INFO, IERROR
41     INTEGER(KIND=MPI_ADDRESS_KIND) SIZE, BASEPTR

```

If the Fortran compiler provides `TYPE(C_PTR)`, then overloaded by:

```

41 INTERFACE MPI_ALLOC_MEM
42     SUBROUTINE MPI_ALLOC_MEM_CPTR(SIZE, INFO, BASEPTR, IERROR)
43         USE, INTRINSIC :: ISO_C_BINDING, ONLY : C_PTR
44         INTEGER :: INFO, IERROR
45         INTEGER(KIND=MPI_ADDRESS_KIND) :: SIZE
46         TYPE(C_PTR) :: BASEPTR
47     END SUBROUTINE
48 END INTERFACE

```

MPI_COMM_CALL_ERRHANDLER(COMM, ERRORCODE, IERROR)	1
INTEGER COMM, ERRORCODE, IERROR	2
	3
MPI_COMM_CREATE_ERRHANDLER(COMM_ERRHANDLER_FN, ERRHANDLER, IERROR)	4
EXTERNAL COMM_ERRHANDLER_FN	5
INTEGER ERRHANDLER, IERROR	6
	7
MPI_COMM_GET_ERRHANDLER(COMM, ERRHANDLER, IERROR)	8
INTEGER COMM, ERRHANDLER, IERROR	9
	10
MPI_COMM_SET_ERRHANDLER(COMM, ERRHANDLER, IERROR)	11
INTEGER COMM, ERRHANDLER, IERROR	12
	13
MPI_ERRHANDLER_FREE(ERRHANDLER, IERROR)	14
INTEGER ERRHANDLER, IERROR	15
	16
MPI_ERROR_CLASS(ERRORCODE, ERRORCLASS, IERROR)	17
INTEGER ERRORCODE, ERRORCLASS, IERROR	18
	19
MPI_ERROR_STRING(ERRORCODE, STRING, RESULTLEN, IERROR)	20
INTEGER ERRORCODE, RESULTLEN, IERROR	21
CHARACTER*(*) STRING	22
	23
MPI_FILE_CALL_ERRHANDLER(FH, ERRORCODE, IERROR)	24
INTEGER FH, ERRORCODE, IERROR	25
	26
MPI_FILE_CREATE_ERRHANDLER(FILE_ERRHANDLER_FN, ERRHANDLER, IERROR)	27
EXTERNAL FILE_ERRHANDLER_FN	28
INTEGER ERRHANDLER, IERROR	29
	30
MPI_FILE_GET_ERRHANDLER(FILE, ERRHANDLER, IERROR)	31
INTEGER FILE, ERRHANDLER, IERROR	32
	33
MPI_FILE_SET_ERRHANDLER(FILE, ERRHANDLER, IERROR)	34
INTEGER FILE, ERRHANDLER, IERROR	35
	36
MPI_FINALIZE(IERROR)	37
INTEGER IERROR	38
	39
MPI_FINALIZED(FLAG, IERROR)	40
LOGICAL FLAG	41
INTEGER IERROR	42
	43
MPI_FREE_MEM(BASE, IERROR)	44
<type> BASE(*)	45
INTEGER IERROR	46
	47
MPI_GET_LIBRARY_VERSION(VERSION, RESULTLEN, IERROR)	48
CHARACTER*(*) VERSION	
INTEGER RESULTLEN, IERROR	
MPI_GET_PROCESSOR_NAME(NAME, RESULTLEN, IERROR)	
CHARACTER*(*) NAME	
INTEGER RESULTLEN, IERROR	

```
1 MPI_GET_VERSION(VERSION, SUBVERSION, IERROR)
2     INTEGER VERSION, SUBVERSION, IERROR
3
4 MPI_INIT(IERROR)
5     INTEGER IERROR
6
7 MPI_INITIALIZED(FLAG, IERROR)
8     LOGICAL FLAG
9     INTEGER IERROR
10
11 MPI_WIN_CALL_ERRHANDLER(WIN, ERRORCODE, IERROR)
12     INTEGER WIN, ERRORCODE, IERROR
13
14 MPI_WIN_CREATE_ERRHANDLER(WIN_ERRHANDLER_FN, ERRHANDLER, IERROR)
15     EXTERNAL WIN_ERRHANDLER_FN
16     INTEGER ERRHANDLER, IERROR
17
18 MPI_WIN_GET_ERRHANDLER(WIN, ERRHANDLER, IERROR)
19     INTEGER WIN, ERRHANDLER, IERROR
20
21 MPI_WIN_SET_ERRHANDLER(WIN, ERRHANDLER, IERROR)
22     INTEGER WIN, ERRHANDLER, IERROR
```

A.4.7 The Info Object Fortran Bindings

```
23 MPI_INFO_CREATE(INFO, IERROR)
24     INTEGER INFO, IERROR
25
26 MPI_INFO_DELETE(INFO, KEY, IERROR)
27     INTEGER INFO, IERROR
28     CHARACTER*(*) KEY
29
30 MPI_INFO_DUP(INFO, NEWINFO, IERROR)
31     INTEGER INFO, NEWINFO, IERROR
32
33 MPI_INFO_FREE(INFO, IERROR)
34     INTEGER INFO, IERROR
35
36 MPI_INFO_GET(INFO, KEY, VALUELEN, VALUE, FLAG, IERROR)
37     INTEGER INFO, VALUELEN, IERROR
38     CHARACTER*(*) KEY, VALUE
39     LOGICAL FLAG
40
41 MPI_INFO_GET_NKEYS(INFO, NKEYS, IERROR)
42     INTEGER INFO, NKEYS, IERROR
43
44 MPI_INFO_GET_NTHKEY(INFO, N, KEY, IERROR)
45     INTEGER INFO, N, IERROR
46     CHARACTER*(*) KEY
47
48 MPI_INFO_GET_VALUELEN(INFO, KEY, VALUELEN, FLAG, IERROR)
49     INTEGER INFO, VALUELEN, IERROR
50     LOGICAL FLAG
```

CHARACTER*(*) KEY	1
MPI_INFO_SET(INFO, KEY, VALUE, IERROR)	2
INTEGER INFO, IERROR	3
CHARACTER*(*) KEY, VALUE	4
	5
	6
A.4.8 Process Creation and Management Fortran Bindings	7
MPI_CLOSE_PORT(PORT_NAME, IERROR)	8
CHARACTER*(*) PORT_NAME	9
INTEGER IERROR	10
	11
MPI_COMM_ACCEPT(PORT_NAME, INFO, ROOT, COMM, NEWCOMM, IERROR)	12
CHARACTER*(*) PORT_NAME	13
INTEGER INFO, ROOT, COMM, NEWCOMM, IERROR	14
	15
MPI_COMM_CONNECT(PORT_NAME, INFO, ROOT, COMM, NEWCOMM, IERROR)	16
CHARACTER*(*) PORT_NAME	17
INTEGER INFO, ROOT, COMM, NEWCOMM, IERROR	18
	19
MPI_COMM_DISCONNECT(COMM, IERROR)	20
INTEGER COMM, IERROR	21
	22
MPI_COMM_GET_PARENT(PARENT, IERROR)	23
INTEGER PARENT, IERROR	24
	25
MPI_COMM_JOIN(FD, INTERCOMM, IERROR)	26
INTEGER FD, INTERCOMM, IERROR	27
	28
MPI_COMM_SPAWN(COMMAND, ARGV, MAXPROCS, INFO, ROOT, COMM, INTERCOMM, ARRAY_OF_ERRCODES, IERROR)	29
CHARACTER*(*) COMMAND, ARGV(*)	30
INTEGER INFO, MAXPROCS, ROOT, COMM, INTERCOMM, ARRAY_OF_ERRCODES(*), IERROR	31
	32
MPI_COMM_SPAWN_MULTIPLE(COUNT, ARRAY_OF_COMMANDS, ARRAY_OF_ARGV, ARRAY_OF_MAXPROCS, ARRAY_OF_INFO, ROOT, COMM, INTERCOMM, ARRAY_OF_ERRCODES, IERROR)	33
INTEGER COUNT, ARRAY_OF_INFO(*), ARRAY_OF_MAXPROCS(*), ROOT, COMM, INTERCOMM, ARRAY_OF_ERRCODES(*), IERROR	34
CHARACTER*(*) ARRAY_OF_COMMANDS(*), ARRAY_OF_ARGV(COUNT, *)	35
	36
	37
MPI_LOOKUP_NAME(SERVICE_NAME, INFO, PORT_NAME, IERROR)	38
CHARACTER*(*) SERVICE_NAME, PORT_NAME	39
INTEGER INFO, IERROR	40
	41
	42
MPI_OPEN_PORT(INFO, PORT_NAME, IERROR)	43
CHARACTER*(*) PORT_NAME	44
INTEGER INFO, IERROR	45
	46
MPI_PUBLISH_NAME(SERVICE_NAME, INFO, PORT_NAME, IERROR)	47
INTEGER INFO, IERROR	48
CHARACTER*(*) SERVICE_NAME, PORT_NAME	49

```

1 MPI_UNPUBLISH_NAME(SERVICE_NAME, INFO, PORT_NAME, IERROR)
2     INTEGER INFO, IERROR
3     CHARACTER*(*) SERVICE_NAME, PORT_NAME
4
5

```

6 A.4.9 One-Sided Communications Fortran Bindings

```

7 MPI_ACCUMULATE(ORIGIN_ADDR, ORIGIN_COUNT, ORIGIN_DATATYPE, TARGET_RANK,
8     TARGET_DISP, TARGET_COUNT, TARGET_DATATYPE, OP, WIN, IERROR)
9     <type> ORIGIN_ADDR(*)
10    INTEGER(KIND=MPI_ADDRESS_KIND) TARGET_DISP
11    INTEGER ORIGIN_COUNT, ORIGIN_DATATYPE, TARGET_RANK, TARGET_COUNT,
12    TARGET_DATATYPE, OP, WIN, IERROR
13

```

```

14 MPI_COMPARE_AND_SWAP(ORIGIN_ADDR, COMPARE_ADDR, RESULT_ADDR, DATATYPE,
15    TARGET_RANK, TARGET_DISP, WIN, IERROR)
16    <type> ORIGIN_ADDR(*), COMPARE_ADDR(*), RESULT_ADDR(*)
17    INTEGER(KIND=MPI_ADDRESS_KIND) TARGET_DISP
18    INTEGER DATATYPE, TARGET_RANK, WIN, IERROR
19

```

```

19 MPI_FETCH_AND_OP(ORIGIN_ADDR, RESULT_ADDR, DATATYPE, TARGET_RANK,
20    TARGET_DISP, OP, WIN, IERROR)
21    <type> ORIGIN_ADDR(*), RESULT_ADDR(*)
22    INTEGER(KIND=MPI_ADDRESS_KIND) TARGET_DISP
23    INTEGER DATATYPE, TARGET_RANK, OP, WIN, IERROR
24

```

```

25 MPI_GET(ORIGIN_ADDR, ORIGIN_COUNT, ORIGIN_DATATYPE, TARGET_RANK,
26    TARGET_DISP, TARGET_COUNT, TARGET_DATATYPE, WIN, IERROR)
27    <type> ORIGIN_ADDR(*)
28    INTEGER(KIND=MPI_ADDRESS_KIND) TARGET_DISP
29    INTEGER ORIGIN_COUNT, ORIGIN_DATATYPE, TARGET_RANK, TARGET_COUNT,
30    TARGET_DATATYPE, WIN, IERROR
31

```

```

31 MPI_GET_ACCUMULATE(ORIGIN_ADDR, ORIGIN_COUNT, ORIGIN_DATATYPE, RESULT_ADDR,
32    RESULT_COUNT, RESULT_DATATYPE, TARGET_RANK, TARGET_DISP,
33    TARGET_COUNT, TARGET_DATATYPE, OP, WIN, IERROR)
34    <type> ORIGIN_ADDR(*), RESULT_ADDR(*)
35    INTEGER(KIND=MPI_ADDRESS_KIND) TARGET_DISP
36    INTEGER ORIGIN_COUNT, ORIGIN_DATATYPE, RESULT_COUNT, RESULT_DATATYPE,
37    TARGET_RANK, TARGET_COUNT, TARGET_DATATYPE, OP, WIN, IERROR
38

```

```

39 MPI_PUT(ORIGIN_ADDR, ORIGIN_COUNT, ORIGIN_DATATYPE, TARGET_RANK,
40    TARGET_DISP, TARGET_COUNT, TARGET_DATATYPE, WIN, IERROR)
41    <type> ORIGIN_ADDR(*)
42    INTEGER(KIND=MPI_ADDRESS_KIND) TARGET_DISP
43    INTEGER ORIGIN_COUNT, ORIGIN_DATATYPE, TARGET_RANK, TARGET_COUNT,
44    TARGET_DATATYPE, WIN, IERROR
45

```

```

45 MPI_RACCUMULATE(ORIGIN_ADDR, ORIGIN_COUNT, ORIGIN_DATATYPE, TARGET_RANK,
46    TARGET_DISP, TARGET_COUNT, TARGET_DATATYPE, OP, WIN, REQUEST,
47    IERROR)
48

```

```

<type> ORIGIN_ADDR(*)
INTEGER(KIND=MPI_ADDRESS_KIND) TARGET_DISP
INTEGER ORIGIN_COUNT, ORIGIN_DATATYPE, TARGET_RANK, TARGET_COUNT,
TARGET_DATATYPE, OP, WIN, REQUEST, IERROR
MPI_RGET(ORIGIN_ADDR, ORIGIN_COUNT, ORIGIN_DATATYPE, TARGET_RANK,
        TARGET_DISP, TARGET_COUNT, TARGET_DATATYPE, WIN, REQUEST,
        IERROR)
<type> ORIGIN_ADDR(*)
INTEGER(KIND=MPI_ADDRESS_KIND) TARGET_DISP
INTEGER ORIGIN_COUNT, ORIGIN_DATATYPE, TARGET_RANK, TARGET_COUNT,
TARGET_DATATYPE, WIN, REQUEST, IERROR
MPI_RGET_ACCUMULATE(ORIGIN_ADDR, ORIGIN_COUNT, ORIGIN_DATATYPE,
        RESULT_ADDR, RESULT_COUNT, RESULT_DATATYPE, TARGET_RANK,
        TARGET_DISP, TARGET_COUNT, TARGET_DATATYPE, OP, WIN, REQUEST,
        IERROR)
<type> ORIGIN_ADDR(*), RESULT_ADDR(*)
INTEGER(KIND=MPI_ADDRESS_KIND) TARGET_DISP
INTEGER ORIGIN_COUNT, ORIGIN_DATATYPE, RESULT_COUNT, RESULT_DATATYPE,
TARGET_RANK, TARGET_COUNT, TARGET_DATATYPE, OP, WIN, REQUEST, IERROR
MPI_RPUT(ORIGIN_ADDR, ORIGIN_COUNT, ORIGIN_DATATYPE, TARGET_RANK,
        TARGET_DISP, TARGET_COUNT, TARGET_DATATYPE, WIN, REQUEST,
        IERROR)
<type> ORIGIN_ADDR(*)
INTEGER(KIND=MPI_ADDRESS_KIND) TARGET_DISP
INTEGER ORIGIN_COUNT, ORIGIN_DATATYPE, TARGET_RANK, TARGET_COUNT,
TARGET_DATATYPE, WIN, REQUEST, IERROR
MPI_WIN_ALLOCATE(SIZE, DISP_UNIT, INFO, COMM, BASEPTR, WIN, IERROR)
INTEGER DISP_UNIT, INFO, COMM, WIN, IERROR
INTEGER(KIND=MPI_ADDRESS_KIND) SIZE, BASEPTR

```

ticket229.9.

If the Fortran compiler provides TYPE(C_PTR), then overloaded by:

```

INTERFACE MPI_WIN_ALLOCATE
  SUBROUTINE MPI_WIN_ALLOCATE_CPTR(SIZE, DISP_UNIT, INFO, COMM, BASEPTR, &
    WIN, IERROR)
    USE, INTRINSIC :: ISO_C_BINDING, ONLY : C_PTR
    INTEGER :: DISP_UNIT, INFO, COMM, WIN, IERROR
    INTEGER(KIND=MPI_ADDRESS_KIND) :: SIZE
    TYPE(C_PTR) :: BASEPTR
  END SUBROUTINE
END INTERFACE

```

```

MPI_WIN_ALLOCATE_SHARED(SIZE, DISP_UNIT, INFO, COMM, BASEPTR, WIN, IERROR)
INTEGER DISP_UNIT, INFO, COMM, WIN, IERROR
INTEGER(KIND=MPI_ADDRESS_KIND) SIZE, BASEPTR

```

ticket229.9.

If the Fortran compiler provides TYPE(C_PTR), then overloaded by:

```

INTERFACE MPI_WIN_ALLOCATE_SHARED

```

```

1      SUBROUTINE MPI_WIN_ALLOCATE_SHARED_CPTR(SIZE, DISP_UNIT, INFO, COMM, &
2          BASEPTR, WIN, IERROR)
3          USE, INTRINSIC :: ISO_C_BINDING, ONLY : C_PTR
4          INTEGER :: DISP_UNIT, INFO, COMM, WIN, IERROR
5          INTEGER(KIND=MPI_ADDRESS_KIND) :: SIZE
6          TYPE(C_PTR) :: BASEPTR
7      END SUBROUTINE
8  END INTERFACE
9
10     MPI_WIN_ATTACH(WIN, BASE, SIZE, IERROR)
11         INTEGER WIN, IERROR
12         <type> BASE(*)
13         INTEGER (KIND=MPI_ADDRESS_KIND) SIZE
14
15     MPI_WIN_COMPLETE(WIN, IERROR)
16         INTEGER WIN, IERROR
17
18     MPI_WIN_CREATE(BASE, SIZE, DISP_UNIT, INFO, COMM, WIN, IERROR)
19         <type> BASE(*)
20         INTEGER(KIND=MPI_ADDRESS_KIND) SIZE
21         INTEGER DISP_UNIT, INFO, COMM, WIN, IERROR
22
23     MPI_WIN_CREATE_DYNAMIC(INFO, COMM, WIN, IERROR)
24         INTEGER INFO, COMM, WIN, IERROR
25
26     MPI_WIN_DETACH(WIN, BASE, IERROR)
27         INTEGER WIN, IERROR
28         <type> BASE(*)
29
30     MPI_WIN_FENCE(ASSERT, WIN, IERROR)
31         INTEGER ASSERT, WIN, IERROR
32
33     MPI_WIN_FLUSH(RANK, WIN, IERROR)
34         INTEGER RANK, WIN, IERROR
35
36     MPI_WIN_FLUSH_ALL(WIN, IERROR)
37         INTEGER WIN, IERROR
38
39     MPI_WIN_FLUSH_LOCAL(RANK, WIN, IERROR)
40         INTEGER RANK, WIN, IERROR
41
42     MPI_WIN_FLUSH_LOCAL_ALL(WIN, IERROR)
43         INTEGER WIN, IERROR
44
45     MPI_WIN_FREE(WIN, IERROR)
46         INTEGER WIN, IERROR
47
48     MPI_WIN_GET_GROUP(WIN, GROUP, IERROR)
49         INTEGER WIN, GROUP, IERROR
50
51     MPI_WIN_GET_INFO(WIN, INFO_USED, IERROR)
52         INTEGER WIN, INFO_USED, IERROR
53
54     MPI_WIN_LOCK(LOCK_TYPE, RANK, ASSERT, WIN, IERROR)

```



```

INTEGER LOCK_TYPE, RANK, ASSERT, WIN, IERROR 1
MPI_WIN_LOCK_ALL(ASSERT, WIN, IERROR) 2
INTEGER ASSERT, WIN, IERROR 3
MPI_WIN_POST(GROUP, ASSERT, WIN, IERROR) 4
INTEGER GROUP, ASSERT, WIN, IERROR 5
MPI_WIN_SET_INFO(WIN, INFO, IERROR) 6
INTEGER WIN, INFO, IERROR 7
MPI_WIN_SHARED_QUERY(WIN, RANK, SIZE, DISP_UNIT, BASEPTR, IERROR) 8
INTEGER WIN, RANK, DISP_UNIT, IERROR 9
INTEGER (KIND=MPI_ADDRESS_KIND) SIZE, BASEPTR 10
If the Fortran compiler provides TYPE(C_PTR), then overloaded by: 11
INTERFACE MPI_WIN_SHARED_QUERY 12
SUBROUTINE MPI_WIN_SHARED_QUERY_CPTR(WIN, RANK, SIZE, DISP_UNIT, & 13
BASEPTR, IERROR) 14
USE, INTRINSIC :: ISO_C_BINDING, ONLY : C_PTR 15
INTEGER :: WIN, RANK, DISP_UNIT, IERROR 16
INTEGER(KIND=MPI_ADDRESS_KIND) :: SIZE 17
TYPE(C_PTR) :: BASEPTR 18
END SUBROUTINE 19
END INTERFACE 20
MPI_WIN_START(GROUP, ASSERT, WIN, IERROR) 21
INTEGER GROUP, ASSERT, WIN, IERROR 22
MPI_WIN_SYNC(WIN, IERROR) 23
INTEGER WIN, IERROR 24
MPI_WIN_TEST(WIN, FLAG, IERROR) 25
INTEGER WIN, IERROR 26
LOGICAL FLAG 27
MPI_WIN_UNLOCK(RANK, WIN, IERROR) 28
INTEGER RANK, WIN, IERROR 29
MPI_WIN_UNLOCK_ALL(WIN, IERROR) 30
INTEGER WIN, IERROR 31
MPI_WIN_WAIT(WIN, IERROR) 32
INTEGER WIN, IERROR 33

```

ticket229.9.

A.4.10 External Interfaces Fortran Bindings

```

MPI_GREQUEST_COMPLETE(REQUEST, IERROR) 34
INTEGER REQUEST, IERROR 35
MPI_GREQUEST_START(QUERY_FN, FREE_FN, CANCEL_FN, EXTRA_STATE, REQUEST, 36
IERROR) 37
INTEGER REQUEST, IERROR 38

```

```
1     EXTERNAL QUERY_FN, FREE_FN, CANCEL_FN
2     INTEGER (KIND=MPI_ADDRESS_KIND) EXTRA_STATE
3
4     MPI_INIT_THREAD(REQUIRED, PROVIDED, IERROR)
5     INTEGER REQUIRED, PROVIDED, IERROR
6
7     MPI_IS_THREAD_MAIN(FLAG, IERROR)
8     LOGICAL FLAG
9     INTEGER IERROR
10
11    MPI_QUERY_THREAD(PROVIDED, IERROR)
12    INTEGER PROVIDED, IERROR
13
14    MPI_STATUS_SET_CANCELLED(STATUS, FLAG, IERROR)
15    INTEGER STATUS(MPI_STATUS_SIZE), IERROR
16    LOGICAL FLAG
17
18    MPI_STATUS_SET_ELEMENTS(STATUS, DATATYPE, COUNT, IERROR)
19    INTEGER STATUS(MPI_STATUS_SIZE), DATATYPE, COUNT, IERROR
20
21    MPI_STATUS_SET_ELEMENTS_X(STATUS, DATATYPE, COUNT, IERROR)
22    INTEGER STATUS(MPI_STATUS_SIZE), DATATYPE, IERROR
23    INTEGER (KIND=MPI_COUNT_KIND) COUNT
```

A.4.11 I/O Fortran Bindings

```
24    MPI_FILE_CLOSE(FH, IERROR)
25    INTEGER FH, IERROR
26
27    MPI_FILE_DELETE(FILENAME, INFO, IERROR)
28    CHARACTER*(*) FILENAME
29    INTEGER INFO, IERROR
30
31    MPI_FILE_GET_AMODE(FH, AMODE, IERROR)
32    INTEGER FH, AMODE, IERROR
33
34    MPI_FILE_GET_ATOMICITY(FH, FLAG, IERROR)
35    INTEGER FH, IERROR
36    LOGICAL FLAG
37
38    MPI_FILE_GET_BYTE_OFFSET(FH, OFFSET, DISP, IERROR)
39    INTEGER FH, IERROR
40    INTEGER(KIND=MPI_OFFSET_KIND) OFFSET, DISP
41
42    MPI_FILE_GET_GROUP(FH, GROUP, IERROR)
43    INTEGER FH, GROUP, IERROR
44
45    MPI_FILE_GET_INFO(FH, INFO_USED, IERROR)
46    INTEGER FH, INFO_USED, IERROR
47
48    MPI_FILE_GET_POSITION(FH, OFFSET, IERROR)
49    INTEGER FH, IERROR
50    INTEGER(KIND=MPI_OFFSET_KIND) OFFSET
```

```
MPI_FILE_GET_POSITION_SHARED(FH, OFFSET, IERROR) 1
    INTEGER FH, IERROR 2
    INTEGER(KIND=MPI_OFFSET_KIND) OFFSET 3
4
MPI_FILE_GET_SIZE(FH, SIZE, IERROR) 5
    INTEGER FH, IERROR 6
    INTEGER(KIND=MPI_OFFSET_KIND) SIZE 7
8
MPI_FILE_GET_TYPE_EXTENT(FH, DATATYPE, EXTENT, IERROR) 8
    INTEGER FH, DATATYPE, IERROR 9
    INTEGER(KIND=MPI_ADDRESS_KIND) EXTENT 10
11
MPI_FILE_GET_VIEW(FH, DISP, ETYPE, FILETYPE, DATAREP, IERROR) 12
    INTEGER FH, ETYPE, FILETYPE, IERROR 13
    CHARACTER*(*) DATAREP 14
    INTEGER(KIND=MPI_OFFSET_KIND) DISP 15
16
MPI_FILE_IREAD(FH, BUF, COUNT, DATATYPE, REQUEST, IERROR) 16
    <type> BUF(*) 17
    INTEGER FH, COUNT, DATATYPE, REQUEST, IERROR 18
19
MPI_FILE_IREAD_AT(FH, OFFSET, BUF, COUNT, DATATYPE, REQUEST, IERROR) 20
    <type> BUF(*) 21
    INTEGER FH, COUNT, DATATYPE, REQUEST, IERROR 22
    INTEGER(KIND=MPI_OFFSET_KIND) OFFSET 23
24
MPI_FILE_IREAD_SHARED(FH, BUF, COUNT, DATATYPE, REQUEST, IERROR) 24
    <type> BUF(*) 25
    INTEGER FH, COUNT, DATATYPE, REQUEST, IERROR 26
27
MPI_FILE_IWRITE(FH, BUF, COUNT, DATATYPE, REQUEST, IERROR) 28
    <type> BUF(*) 29
    INTEGER FH, COUNT, DATATYPE, REQUEST, IERROR 30
31
MPI_FILE_IWRITE_AT(FH, OFFSET, BUF, COUNT, DATATYPE, REQUEST, IERROR) 31
    <type> BUF(*) 32
    INTEGER FH, COUNT, DATATYPE, REQUEST, IERROR 33
    INTEGER(KIND=MPI_OFFSET_KIND) OFFSET 34
35
MPI_FILE_IWRITE_SHARED(FH, BUF, COUNT, DATATYPE, REQUEST, IERROR) 36
    <type> BUF(*) 37
    INTEGER FH, COUNT, DATATYPE, REQUEST, IERROR 38
39
MPI_FILE_OPEN(COMM, FILENAME, AMODE, INFO, FH, IERROR) 39
    CHARACTER*(*) FILENAME 40
    INTEGER COMM, AMODE, INFO, FH, IERROR 41
42
MPI_FILE_PREALLOCATE(FH, SIZE, IERROR) 43
    INTEGER FH, IERROR 44
    INTEGER(KIND=MPI_OFFSET_KIND) SIZE 45
46
MPI_FILE_READ(FH, BUF, COUNT, DATATYPE, STATUS, IERROR) 46
    <type> BUF(*) 47
48
```

```
1     INTEGER FH, COUNT, DATATYPE, STATUS(MPI_STATUS_SIZE), IERROR
2
3     MPI_FILE_READ_ALL(FH, BUF, COUNT, DATATYPE, STATUS, IERROR)
4     <type> BUF(*)
5     INTEGER FH, COUNT, DATATYPE, STATUS(MPI_STATUS_SIZE), IERROR
6
7     MPI_FILE_READ_ALL_BEGIN(FH, BUF, COUNT, DATATYPE, IERROR)
8     <type> BUF(*)
9     INTEGER FH, COUNT, DATATYPE, IERROR
10
11    MPI_FILE_READ_ALL_END(FH, BUF, STATUS, IERROR)
12    <type> BUF(*)
13    INTEGER FH, STATUS(MPI_STATUS_SIZE), IERROR
14
15    MPI_FILE_READ_AT(FH, OFFSET, BUF, COUNT, DATATYPE, STATUS, IERROR)
16    <type> BUF(*)
17    INTEGER FH, COUNT, DATATYPE, STATUS(MPI_STATUS_SIZE), IERROR
18    INTEGER(KIND=MPI_OFFSET_KIND) OFFSET
19
20    MPI_FILE_READ_AT_ALL(FH, OFFSET, BUF, COUNT, DATATYPE, STATUS, IERROR)
21    <type> BUF(*)
22    INTEGER FH, COUNT, DATATYPE, STATUS(MPI_STATUS_SIZE), IERROR
23    INTEGER(KIND=MPI_OFFSET_KIND) OFFSET
24
25    MPI_FILE_READ_AT_ALL_BEGIN(FH, OFFSET, BUF, COUNT, DATATYPE, IERROR)
26    <type> BUF(*)
27    INTEGER FH, COUNT, DATATYPE, IERROR
28    INTEGER(KIND=MPI_OFFSET_KIND) OFFSET
29
30    MPI_FILE_READ_AT_ALL_END(FH, BUF, STATUS, IERROR)
31    <type> BUF(*)
32    INTEGER FH, STATUS(MPI_STATUS_SIZE), IERROR
33
34    MPI_FILE_READ_ORDERED(FH, BUF, COUNT, DATATYPE, STATUS, IERROR)
35    <type> BUF(*)
36    INTEGER FH, COUNT, DATATYPE, STATUS(MPI_STATUS_SIZE), IERROR
37
38    MPI_FILE_READ_ORDERED_BEGIN(FH, BUF, COUNT, DATATYPE, IERROR)
39    <type> BUF(*)
40    INTEGER FH, COUNT, DATATYPE, IERROR
41
42    MPI_FILE_READ_ORDERED_END(FH, BUF, STATUS, IERROR)
43    <type> BUF(*)
44    INTEGER FH, STATUS(MPI_STATUS_SIZE), IERROR
45
46    MPI_FILE_READ_SHARED(FH, BUF, COUNT, DATATYPE, STATUS, IERROR)
47    <type> BUF(*)
48    INTEGER FH, COUNT, DATATYPE, STATUS(MPI_STATUS_SIZE), IERROR
49
50    MPI_FILE_SEEK(FH, OFFSET, WHENCE, IERROR)
51    INTEGER FH, WHENCE, IERROR
52    INTEGER(KIND=MPI_OFFSET_KIND) OFFSET
53
54    MPI_FILE_SEEK_SHARED(FH, OFFSET, WHENCE, IERROR)
```

INTEGER FH, WHENCE, IERROR	1
INTEGER(KIND=MPI_OFFSET_KIND) OFFSET	2
	3
MPI_FILE_SET_ATOMICALITY(FH, FLAG, IERROR)	4
INTEGER FH, IERROR	5
LOGICAL FLAG	6
	7
MPI_FILE_SET_INFO(FH, INFO, IERROR)	8
INTEGER FH, INFO, IERROR	9
	10
MPI_FILE_SET_SIZE(FH, SIZE, IERROR)	11
INTEGER FH, IERROR	12
INTEGER(KIND=MPI_OFFSET_KIND) SIZE	13
	14
MPI_FILE_SET_VIEW(FH, DISP, ETYPE, FILETYPE, DATAREP, INFO, IERROR)	15
INTEGER FH, ETYPE, FILETYPE, INFO, IERROR	16
CHARACTER*(*) DATAREP	17
INTEGER(KIND=MPI_OFFSET_KIND) DISP	18
	19
MPI_FILE_SYNC(FH, IERROR)	20
INTEGER FH, IERROR	21
	22
MPI_FILE_WRITE(FH, BUF, COUNT, DATATYPE, STATUS, IERROR)	23
<type> BUF(*)	24
INTEGER FH, COUNT, DATATYPE, STATUS(MPI_STATUS_SIZE), IERROR	25
	26
MPI_FILE_WRITE_ALL(FH, BUF, COUNT, DATATYPE, STATUS, IERROR)	27
<type> BUF(*)	28
INTEGER FH, COUNT, DATATYPE, STATUS(MPI_STATUS_SIZE), IERROR	29
	30
MPI_FILE_WRITE_ALL_BEGIN(FH, BUF, COUNT, DATATYPE, IERROR)	31
<type> BUF(*)	32
INTEGER FH, COUNT, DATATYPE, IERROR	33
	34
MPI_FILE_WRITE_ALL_END(FH, BUF, STATUS, IERROR)	35
<type> BUF(*)	36
INTEGER FH, STATUS(MPI_STATUS_SIZE), IERROR	37
	38
MPI_FILE_WRITE_AT(FH, OFFSET, BUF, COUNT, DATATYPE, STATUS, IERROR)	39
<type> BUF(*)	40
INTEGER FH, COUNT, DATATYPE, STATUS(MPI_STATUS_SIZE), IERROR	41
INTEGER(KIND=MPI_OFFSET_KIND) OFFSET	42
	43
MPI_FILE_WRITE_AT_ALL(FH, OFFSET, BUF, COUNT, DATATYPE, STATUS, IERROR)	44
<type> BUF(*)	45
INTEGER FH, COUNT, DATATYPE, STATUS(MPI_STATUS_SIZE), IERROR	46
INTEGER(KIND=MPI_OFFSET_KIND) OFFSET	47
	48
MPI_FILE_WRITE_AT_ALL_BEGIN(FH, OFFSET, BUF, COUNT, DATATYPE, IERROR)	
<type> BUF(*)	
INTEGER FH, COUNT, DATATYPE, IERROR	
INTEGER(KIND=MPI_OFFSET_KIND) OFFSET	
MPI_FILE_WRITE_AT_ALL_END(FH, BUF, STATUS, IERROR)	

```

1      <type> BUF(*)
2      INTEGER FH, STATUS(MPI_STATUS_SIZE), IERROR
3
4      MPI_FILE_WRITE_ORDERED(FH, BUF, COUNT, DATATYPE, STATUS, IERROR)
5      <type> BUF(*)
6      INTEGER FH, COUNT, DATATYPE, STATUS(MPI_STATUS_SIZE), IERROR
7
8      MPI_FILE_WRITE_ORDERED_BEGIN(FH, BUF, COUNT, DATATYPE, IERROR)
9      <type> BUF(*)
10     INTEGER FH, COUNT, DATATYPE, IERROR
11
12     MPI_FILE_WRITE_ORDERED_END(FH, BUF, STATUS, IERROR)
13     <type> BUF(*)
14     INTEGER FH, STATUS(MPI_STATUS_SIZE), IERROR
15
16     MPI_FILE_WRITE_SHARED(FH, BUF, COUNT, DATATYPE, STATUS, IERROR)
17     <type> BUF(*)
18     INTEGER FH, COUNT, DATATYPE, STATUS(MPI_STATUS_SIZE), IERROR
19
20     MPI_REGISTER_DATAREP(DATAREP, READ_CONVERSION_FN, WRITE_CONVERSION_FN,
21                          DTYPE_FILE_EXTENT_FN, EXTRA_STATE, IERROR)
22     CHARACTER*(*) DATAREP
23     EXTERNAL READ_CONVERSION_FN, WRITE_CONVERSION_FN, DTYPE_FILE_EXTENT_FN
24     INTEGER(KIND=MPI_ADDRESS_KIND) EXTRA_STATE
25     INTEGER IERROR

```

A.4.12 Language Bindings Fortran Bindings

```

26
27     MPI_F_SYNC_REG(buf)
28     <type> buf(*)
29
30     MPI_SIZEOF(X, SIZE, IERROR)
31     <type> X
32     INTEGER SIZE, IERROR
33
34     MPI_STATUS_F082F(F08_STATUS, F_STATUS, IERROR)
35     TYPE(MPI_Status) :: F08_STATUS
36     INTEGER :: F_STATUS(MPI_STATUS_SIZE)
37     INTEGER IERROR
38
39     MPI_STATUS_F2F08(F_STATUS, F08_STATUS, IERROR)
40     INTEGER :: F_STATUS(MPI_STATUS_SIZE)
41     TYPE(MPI_Status) :: F08_STATUS
42     INTEGER IERROR
43
44     MPI_TYPE_CREATE_F90_COMPLEX(P, R, NEWTYPE, IERROR)
45     INTEGER P, R, NEWTYPE, IERROR
46
47     MPI_TYPE_CREATE_F90_INTEGER(R, NEWTYPE, IERROR)
48     INTEGER R, NEWTYPE, IERROR

```

MPI_TYPE_MATCH_SIZE(TYPECLASS, SIZE, DATATYPE, IERROR)	1
INTEGER TYPECLASS, SIZE, DATATYPE, IERROR	2
	3
	4
A.4.13 Tools / Profiling Interface Fortran Bindings	5
MPI_PCONTROL(LEVEL)	6
INTEGER LEVEL	7
	8
	9
A.4.14 Deprecated Fortran Bindings	10
MPI_ATTR_DELETE(COMM, KEYVAL, IERROR)	11
INTEGER COMM, KEYVAL, IERROR	12
	13
MPI_ATTR_GET(COMM, KEYVAL, ATTRIBUTE_VAL, FLAG, IERROR)	14
INTEGER COMM, KEYVAL, ATTRIBUTE_VAL, IERROR	15
LOGICAL FLAG	16
	17
MPI_ATTR_PUT(COMM, KEYVAL, ATTRIBUTE_VAL, IERROR)	18
INTEGER COMM, KEYVAL, ATTRIBUTE_VAL, IERROR	19
	20
MPI_DUP_FN(OLDCOMM, KEYVAL, EXTRA_STATE, ATTRIBUTE_VAL_IN,	21
ATTRIBUTE_VAL_OUT, FLAG, IERR)	22
INTEGER OLDCOMM, KEYVAL, EXTRA_STATE, ATTRIBUTE_VAL_IN,	23
ATTRIBUTE_VAL_OUT, IERR	24
LOGICAL FLAG	25
	26
MPI_KEYVAL_CREATE(COPY_FN, DELETE_FN, KEYVAL, EXTRA_STATE, IERROR)	27
EXTERNAL COPY_FN, DELETE_FN	28
INTEGER KEYVAL, EXTRA_STATE, IERROR	29
	30
MPI_KEYVAL_FREE(KEYVAL, IERROR)	31
INTEGER KEYVAL, IERROR	32
	33
MPI_NULL_COPY_FN(OLDCOMM, KEYVAL, EXTRA_STATE, ATTRIBUTE_VAL_IN,	34
ATTRIBUTE_VAL_OUT, FLAG, IERR)	35
INTEGER OLDCOMM, KEYVAL, EXTRA_STATE, ATTRIBUTE_VAL_IN,	36
ATTRIBUTE_VAL_OUT, IERR	37
LOGICAL FLAG	38
	39
MPI_NULL_DELETE_FN(COMM, KEYVAL, ATTRIBUTE_VAL, EXTRA_STATE, IERROR)	40
INTEGER COMM, KEYVAL, ATTRIBUTE_VAL, EXTRA_STATE, IERROR	41
	42
SUBROUTINE COPY_FUNCTION(OLDCOMM, KEYVAL, EXTRA_STATE, ATTRIBUTE_VAL_IN,	43
ATTRIBUTE_VAL_OUT, FLAG, IERR)	44
INTEGER OLDCOMM, KEYVAL, EXTRA_STATE, ATTRIBUTE_VAL_IN,	45
ATTRIBUTE_VAL_OUT, IERR	46
LOGICAL FLAG	47
	48
SUBROUTINE DELETE_FUNCTION(COMM, KEYVAL, ATTRIBUTE_VAL, EXTRA_STATE, IERR)	
INTEGER COMM, KEYVAL, ATTRIBUTE_VAL, EXTRA_STATE, IERR	

ticket281.

- 1
- 2
- 3
- 4
- 5
- 6
- 7
- 8
- 9
- 10
- 11
- 12
- 13
- 14
- 15
- 16
- 17
- 18
- 19
- 20
- 21
- 22
- 23
- 24
- 25
- 26
- 27
- 28
- 29
- 30
- 31
- 32
- 33
- 34
- 35
- 36
- 37
- 38
- 39
- 40
- 41
- 42
- 43
- 44
- 45
- 46
- 47
- 48

[includeappLang-C++]

1
2
3
4
5
6
7
8
9
10
11
12
13
14
15
16
17
18
19
20
21
22
23
24
25
26
27
28
29
30
31
32
33
34
35
36
37
38
39
40
41
42
43
44
45
46
47
48

Annex B

Change-Log

This annex summarizes changes from the previous version of the MPI standard to the version presented by this document. Only significant changes (i.e., clarifications and new features) that might either require implementation effort in the MPI libraries or change the understanding of MPI from a user’s perspective are presented. Editorial modifications, formatting, typo corrections and minor clarifications are not shown.

B.1 Changes from Version 2.2 to Version 3.0

B.1.1 Fixes to Errata in Previous Versions of MPI

1. Sections [2.6.2](#) and [2.6.3](#) on pages [18](#) and [19](#), and
MPI-2.2 Section [2.6.2](#) on page 17, lines 41-42, Section [2.6.3](#) on page 18, lines 15-16,
and Section [2.6.4](#) on page 18, lines 40-41.
This is an MPI-2 erratum: The scope for the reserved prefix `MPI_` and the C++
namespace `MPI` is now any name as originally intended in MPI-1.
2. Sections [3.2.2](#), [5.9.2](#), [13.7.2](#) Table [13.2](#), and Annex [A.1.1](#) on pages [25](#), [176](#), [536](#), and
[663](#), and
MPI-2.2 Sections [3.2.2](#), [5.9.2](#), [13.5.2](#) Table [13.2](#), [16.1.16](#) Table [16.1](#), and Annex [A.1.1](#)
on pages 27, 164, 433, 472 and 513
This is an MPI-2.2 erratum: New named predefined datatypes `MPI_CXX_BOOL`,
`MPI_CXX_FLOAT_COMPLEX`, `MPI_CXX_DOUBLE_COMPLEX`, and
`MPI_CXX_LONG_DOUBLE_COMPLEX` were added in C and Fortran corresponding
to the C++ types `bool`, `std::complex<float>`, `std::complex<double>`, and
`std::complex<long double>`. These datatypes also correspond to the deprecated
C++ predefined datatypes `MPI::BOOL`, `MPI::COMPLEX`, `MPI::DOUBLE_COMPLEX`,
and `MPI::LONG_DOUBLE_COMPLEX`, which were removed in MPI-3.0. The non-
standard C++ types `Complex<...>` were substituted by the standard types
`std::complex<...>`.
3. Sections [5.9.2](#) on pages [176](#) and MPI-2.2 Section [5.9.2](#), page 165, line 47.
This is an MPI-2.2 erratum: `MPI_C_COMPLEX` was added to the “Complex” reduc-
tion group.
4. Section [7.5.5](#) on page [302](#), and
MPI-2.2, Section [7.5.5](#) on page 257, C++ interface on page 264, line 3.

1 This is an MPI-2.2 erratum: The argument rank was removed and in/outdegree are
 2 now defined as `int& indegree` and `int& outdegree` in the C++ interface of
 3 `MPI_DIST_GRAPH_NEIGHBORS_COUNT`.

- 4
 5 5. Section 13.7.2, Table 13.2 on page 536, and
 6 MPI-2.2, Section 13.5.3, Table 13.2 on page 433.
 7 This was an MPI-2.2 erratum: The `MPI_C_BOOL` “external32” representation is cor-
 8 rected to a 1-byte size.

- 9
 10 6. MPI-2.2 Section 16.1.16 on page 471, line 45.
 11 This is an MPI-2.2 erratum: The constant `MPI::_LONG_LONG` should be
 12 `MPI::LONG_LONG`.

- 13 7. Annex A.1.1 on page 663, Table “Optional datatypes (Fortran),” and
 14 MPI-2.2, Annex A.1.1, Table on page 517, lines 34, and 37-41.
 15 This is an MPI-2.2 erratum: The C++ datatype handles `MPI::INTEGER16`,
 16 `MPI::REAL16`, `MPI::F_COMPLEX4`, `MPI::F_COMPLEX8`, `MPI::F_COMPLEX16`,
 17 `MPI::F_COMPLEX32` were added to the table.

19 B.1.2 Changes in MPI-3.0

- 20
 21 1. Section 2.6.1 on page 17, Section 16.2 on page 598 and all other chapters.
 22 The C++ bindings were removed from the standard. See errata in Section B.1.1 on
 23 page 787 for the latest changes to the MPI C++ binding defined in MPI-2.2.
 24 This change may affect backward compatibility.
- 25
 26 2. Section 2.6.1 on page 17, Section 15.1 on page 593 and Section 16.1 on page 597.
 27 The deprecated functions `MPI_TYPE_HVECTOR`, `MPI_TYPE_HINDEXED`,
 28 `MPI_TYPE_STRUCT`, `MPI_ADDRESS`, `MPI_TYPE_EXTENT`, `MPI_TYPE_LB`,
 29 `MPI_TYPE_UB`, `MPI_ERRHANDLER_CREATE` (and its callback function prototype
 30 `MPI_Handler_function`), `MPI_ERRHANDLER_SET`, `MPI_ERRHANDLER_GET`, the dep-
 31 recated special datatype handles `MPI_LB`, `MPI_UB`, and the constants
 32 `MPI_COMBINER_HINDEXED_INTEGER`, `MPI_COMBINER_HVECTOR_INTEGER`,
 33 `MPI_COMBINER_STRUCT_INTEGER` were removed from the standard.
 34 This change may affect backward compatibility.
- 35
 36 3. Section 2.3 on page 10.
 37 Clarified parameter usage for IN parameters. C bindings are now const-correct where
 38 backward compatibility is preserved.
- 39
 40 4. Section 2.5.4 on page 15 and Section 7.5.4 on page 296.
 41 The recommended C implementation value for `MPI_UNWEIGHTED` changed from `NULL`
 42 to `non-NULL`. An additional weight array constant (`MPI_WEIGHTS_EMPTY`) was in-
 43 troduced.
- 44
 45 5. Section 2.5.4 on page 15 and Section 8.1.1 on page 333.
 46 Added the new routine `MPI_GET_LIBRARY_VERSION` to query library specific ver-
 47 sions, and the new constant `MPI_MAX_LIBRARY_VERSION_STRING`.
- 48
 49 6. Sections 2.5.8, 3.2.2, 3.3, 5.9.2, on pages 16, 25, 27, 176, Sections 4.1, 4.1.7, 4.1.8,
 50 4.1.11, 12.3 on pages 83, 106, 107, 111, 480, and Annex A.1.1 on page 663.

New inquiry functions, `MPI_TYPE_SIZE_X`, `MPI_TYPE_GET_EXTENT_X`, `MPI_TYPE_GET_TRUE_EXTENT_X`, and `MPI_GET_ELEMENTS_X`, return their results as an `MPI_Count` value, which is a new type large enough to represent element counts in memory, file views, etc. A new function, `MPI_STATUS_SET_ELEMENTS_X`, modifies the opaque part of an `MPI_Status` object so that a call to `MPI_GET_ELEMENTS_X` returns the provided `MPI_Count` value (in Fortran, `INTEGER (KIND=MPI_COUNT_KIND)`). The corresponding predefined datatype is `MPI_COUNT`.

7. Chapter 3 on page 23 until Chapter 17 on page 599.
In the C language bindings, the array-arguments' interfaces were modified to consistently use `[]` instead of `*`.
Exceptions are `MPI_INIT`, which continues to use `char ***argv` (correct because of subtle rules regarding the use of the `&` operator with `char *argv[]`), and `MPI_INIT_THREAD`, which is changed to be consistent with `MPI_INIT`.
8. Sections 3.2.5, 4.1.5, 4.1.11, 4.2 on pages 30, 101, 111, 130.
The functions `MPI_GET_COUNT` and `MPI_GET_ELEMENTS` were defined to set the count argument to `MPI_UNDEFINED` when that argument would overflow. The functions `MPI_PACK_SIZE` and `MPI_TYPE_SIZE` were defined to set the size argument to `MPI_UNDEFINED` when that argument would overflow. In all other MPI-2.2 routines, the type and semantics of the count arguments remain unchanged, i.e., `int` or `INTEGER`.
9. Section 3.2.6 on page 32, and Section 3.8 on page 64.
`MPI_STATUS_IGNORE` can be also used in `MPI_IPROBE`, `MPI_PROBE`, `MPI_IMPROBE`, and `MPI_MPROBE`.
10. Section 3.8 on page 64 and Section 3.11 on page 80.
The use of `MPI_PROC_NULL` in probe operations was clarified. A special predefined message `MPI_MESSAGE_NO_PROC` was defined for the use of matching probe (i.e., the new `MPI_MPROBE` and `MPI_IMPROBE`) with `MPI_PROC_NULL`.
11. Sections 3.8.2, 3.8.3, 17.2.4, A.1.1 on pages 67, 69, 648, 663.
Like `MPI_PROBE` and `MPI_IPROBE`, the new `MPI_MPROBE` and `MPI_IMPROBE` operations allow incoming messages to be queried without actually receiving them, except that `MPI_MPROBE` and `MPI_IMPROBE` provide a mechanism to receive the specific message with the new routines `MPI_MRECV` and `MPI_IMRECV` regardless of other intervening probe or receive operations. The opaque object `MPI_Message`, the null handle `MPI_MESSAGE_NULL`, and the conversion functions `MPI_Message_c2f` and `MPI_Message_f2c` were defined.
12. Section 4.1.2 on page 85 and Section 4.1.13 on page 115.
The routine `MPI_TYPE_CREATE_HINDEXED_BLOCK` and constant `MPI_COMBINER_HINDEXED_BLOCK` were added.
13. Chapter 5 on page 141 and Section 5.12 on page 196.
Added nonblocking interfaces to all collective operations.
14. Sections 6.4.2, 6.4.4, 11.2.7, on pages 237, 250, 415.
The new routines `MPI_COMM_DUP_WITH_INFO`, `MPI_COMM_SET_INFO`,

1 MPI_COMM_GET_INFO, MPI_WIN_SET_INFO, and MPI_WIN_GET_INFO were
2 added. The routine MPI_COMM_DUP must also duplicate info hints.

- 3
4 15. Section 6.4.2 on page 237.
5 Added MPI_COMM_IDUP.
- 6
7 16. Section 6.4.2 on page 237.
8 Added the new communicator construction routine MPI_COMM_CREATE_GROUP,
9 which is invoked only by the processes in the group of the new communicator being
10 constructed.
- 11
12 17. Section 6.4.2 on page 237.
13 Added the MPI_COMM_SPLIT_TYPE routine and the communicator split type con-
14 stant MPI_COMM_TYPE_SHARED.
- 15
16 18. Section 6.6.2 on page 262.
17 In MPI-2.2, communication involved in an MPI_INTERCOMM_CREATE operation
18 could interfere with point-to-point communication on the parent communicator with
19 the same tag or MPI_ANY_TAG. This interference has been removed in MPI-3.0.
- 20
21 19. Section 6.8 on page 282.
22 Section 6.8 on page 238. The constant MPI_MAX_OBJECT_NAME also applies for type
23 and window names.
- 24
25 20. Section 7.5.8 on page 312.
26 MPI_CART_MAP can also be used for a zero-dimensional topologies.
- 27
28 21. Section 7.6 on page 314 and Section 7.7 on page 323.
29 The following neighborhood collective communication routines were added to sup-
30 port sparse communication on virtual topology grids: MPI_NEIGHBOR_ALLGATHER,
31 MPI_NEIGHBOR_ALLGATHERV, MPI_NEIGHBOR_ALLTOALL,
32 MPI_NEIGHBOR_ALLTOALLV, MPI_NEIGHBOR_ALLTOALLW and the nonblocking
33 variants MPI_INEIGHBOR_ALLGATHER, MPI_INEIGHBOR_ALLGATHERV,
34 MPI_INEIGHBOR_ALLTOALL, MPI_INEIGHBOR_ALLTOALLV, and
35 MPI_INEIGHBOR_ALLTOALLW. The displacement arguments in
36 MPI_NEIGHBOR_ALLTOALLW and MPI_INEIGHBOR_ALLTOALLW were defined as
37 address size integers. In MPI_DIST_GRAPH_NEIGHBORS, an ordering rule was added
38 for communicators created with MPI_DIST_GRAPH_CREATE_ADJACENT.
- 39
40 22. Section 8.7 on page 355 and Section 12.4.3 on page 485.
41 The use of MPI_INIT, MPI_INIT_THREAD and MPI_FINALIZE was clarified. After
42 MPI is initialized, the application can access information about the execution envi-
43 ronment by querying the new predefined info object MPI_INFO_ENV.
- 44
45 23. Section 8.7 on page 355.
46 Allow calls to MPI_T routines before MPI_INIT and after MPI_FINALIZE.
- 47
48 24. Chapter 11 on page 401.
Substantial revision of the entire One-sided chapter, with new routines for window
creation, additional synchronization methods in passive target communication, new
one-sided communication routines, a new memory model, and other changes.

25. Section 14.3 on page 563. 1
 A new MPI Tool Information Interface was added. 2
 The following changes are related to the Fortran language support. 3
26. Section 2.3 on page 10, and Sections 17.1.1, 17.1.2, 17.1.7 on pages 599, 600, and 615. 4
 The new `mpi_08` Fortran module was introduced. 5
27. Section 2.5.1 on page 12, and Sections 17.1.2, 17.1.3, 17.1.7 on pages 600, 603, and 615. 6
 Handles to opaque objects were defined as named types within the `mpi_08` Fortran 7
 module. The operators `.EQ.`, `.NE.`, `==`, and `/=` were overloaded to allow the compari- 8
 son of these handles. The handle types and the overloaded operators are also available 9
 through the `mpi` Fortran module. 10
28. Sections 2.5.4, 2.5.5 on pages 15, 16, Sections 17.1.1, 17.1.10, 17.1.11, 17.1.12, 17.1.13 11
 on pages 599, 625, 627, 628, 631, and Sections 17.1.2, 17.1.3, 17.1.7 on pages 600, 603, 12
 615. 13
 Within the `mpi_08` Fortran module, choice buffers were defined as assumed-type and 14
 assumed-rank according to Fortran 2008 TS 29113 [41], and the compile-time constant 15
`MPI_SUBARRAYS_SUPPORTED` was set to `.TRUE.`. With this, Fortran subscript triplets 16
 can be used in nonblocking MPI operations; vector subscripts are not supported in 17
 nonblocking operations. If the compiler does not support this Fortran TR 29113 18
 feature, the constant is set to `.FALSE.`. 19
29. Section 2.6.2 on page 18, Section 17.1.2 on page 600, and Section 17.1.7 on page 615. 20
 The `ierror` dummy arguments are `OPTIONAL` within the `mpi_08` Fortran module. 21
30. Section 3.2.5 on page 30, Sections 17.1.2, 17.1.3, 17.1.7, on pages 600, 603, 615, and 22
 Section 17.2.5 on page 650. 23
 Within the `mpi_08` Fortran module, the status was defined as `TYPE(MPI_Status)`. 24
 Additionally, within both the `mpi` and the `mpi_f08` modules, the constants 25
`MPI_STATUS_SIZE`, `MPI_SOURCE`, `MPI_TAG`, `MPI_ERROR`, and `TYPE(MPI_Status)` are 26
 defined. New conversion routines were added: `MPI_STATUS_F2F08`, 27
`MPI_STATUS_F082F`, `MPI_Status_c2f08`, and `MPI_Status_f082c`. In `mpi.h`, the new 28
 type `MPI_F08_status`, and the external variables `MPI_F08_STATUS_IGNORE` and 29
`MPI_F08_STATUSES_IGNORE` were added. 30
31. Section 3.6 on page 44. 31
 In Fortran with the `mpi` module or `mpif.h`, the type of the `buffer_addr` argument of 32
`MPI_BUFFER_DETACH` is incorrectly defined and the argument is therefore unused. 33
32. Section 4.1 on page 83, Section 4.1.6 on page 103, and Section 17.1.15 on page 631. 34
 The Fortran alignments of basic datatypes within Fortran derived types are imple- 35
 mentation dependent; therefore it is recommended to use the `BIND(C)` attribute for 36
 derived types in MPI communication buffers. If an array of structures (in C/C++) 37
 or derived types (in Fortran) is to be used in MPI communication buffers, it is rec- 38
 ommended that the user creates a portable datatype handle and additionally applies 39
`MPI_TYPE_CREATE_RESIZED` to this datatype handle. 40
33. Sections 4.1.10, 5.9.5, 5.9.7, 6.7.4, 6.8, 8.3.1, 8.3.2, 8.3.3, 15.1, 17.1.9 on pages 110, 41
 183, 189, 277, 282, 341, 343, 345, 593, and 617. In some routines, the dummy argu- 42
 ment names were changed because they were identical to the Fortran keywords 43
44
45
46
47
48

1 TYPE and FUNCTION. The new dummy argument names must be used because the
 2 `mpi` and `mpi_08` modules guarantee keyword-based actual argument lists. The ar-
 3 gument name `type` was changed in `MPI_TYPE_DUP`, the Fortran
 4 `USER_FUNCTION` of `MPI_OP_CREATE`, `MPI_TYPE_SET_ATTR`,
 5 `MPI_TYPE_GET_ATTR`, `MPI_TYPE_DELETE_ATTR`, `MPI_TYPE_SET_NAME`,
 6 `MPI_TYPE_GET_NAME`, `MPI_TYPE_MATCH_SIZE`, the callback prototype defini-
 7 tion `MPI_Type_delete_attr_function`, and the predefined callback function
 8 `MPI_TYPE_NULL_DELETE_FN`; function was changed in `MPI_OP_CREATE`,
 9 `MPI_COMM_CREATE_ERRHANDLER`, `MPI_WIN_CREATE_ERRHANDLER`,
 10 `MPI_FILE_CREATE_ERRHANDLER`, and `MPI_ERRHANDLER_CREATE`. For consis-
 11 tency reasons, `INOUBUF` was changed to `INOUTBUF` in `MPI_REDUCE_LOCAL`, and
 12 `intracomm` to `newintracomm` in `MPI_INTERCOMM_MERGE`.

13
 14 34. Section 6.7.2 on page 268.

15 Section 6.7.2 on page 226. It was clarified that in Fortran, the flag values returned
 16 by a `comm_copy_attr_fn` callback, including `MPI_COMM_NULL_COPY_FN` and
 17 `MPI_COMM_DUP_FN`, are `.FALSE.` and `.TRUE.`; see `MPI_COMM_CREATE_KEYVAL`.

18
 19 35. Section 8.2 on page 337.

20 With the `mpi` and `mpi_f08` Fortran modules, `MPI_ALLOC_MEM` now also supports
 21 `TYPE(C_PTR)` C-pointers instead of only returning an address-sized integer that may
 22 be usable together with a non-standard Cray-pointer.

23
 24 36. Section 17.1.15 on page 631, and Section 17.1.7 on page 615.

25 Fortran `SEQUENCE` and `BIND(C)` derived application types can now be used as buffers
 26 in MPI operations.

27
 28 37. Section 17.1.16 on page 633 to Section 17.1.19 on page 642, Section 17.1.7 on page 615,
 29 and Section 17.1.8 on page 616.

30 The sections about Fortran optimization problems and their solutions were partially
 31 rewritten and new methods are added, e.g., the use of the `ASYNCHRONOUS` attribute.
 32 The constant `MPI_ASYNC_PROTECTS_NONBLOCKING` tells whether the semantics of
 33 the `ASYNCHRONOUS` attribute is extended to protect nonblocking operations. The For-
 34 tran routine `MPI_F_SYNC_REG` is added. MPI-3.0 compliance for an MPI library
 35 together with a Fortran compiler is defined in Section 17.1.7.

36
 37 38. Section 17.1.2 on page 600.

38 Within the `mpi_08` Fortran module, dummy arguments are now declared with
 39 `INTENT=IN`, `OUT`, or `INOUT` as defined in the `mpi_08` interfaces.

40
 41 39. Section 17.1.3 on page 603, and Section 17.1.7 on page 615.

42 The existing `mpi` Fortran module must implement compile-time argument checking.

43
 44 40. Section 17.1.4 on page 605.

45 The use of the `mpif.h` Fortran include file is now strongly discouraged.

46
 47 41. Section A.1.1, Table “*Predefined functions*” on page 671, Section A.1.3 on page 678,
 48 and Section A.3.4 on page 724.

Within the new `mpi_f08` module, all callback prototype definitions are now defined
 with explicit interfaces `PROCEDURE(MPI_...)` that have the `BIND(C)` attribute; user-
 written callbacks must be modified if the `mpi_f08` module is used.

42. Section [A.1.3](#) on page [678](#).
In some routines, the Fortran callback prototype names were changed from `..._FN` to `..._FUNCTION` to be consistent with the other language bindings.

B.2 Changes from Version 2.1 to Version 2.2

1. Section [2.5.4](#) on page [15](#).
It is now guaranteed that predefined named constant handles (as other constants) can be used in initialization expressions or assignments, i.e., also before the call to `MPI_INIT`.
2. Section [2.6](#) on page [17](#), and Section [16.2](#) on page [598](#).
The C++ language bindings have been deprecated and may be removed in a future version of the MPI specification.
3. Section [3.2.2](#) on page [25](#).
`MPI_CHAR` for printable characters is now defined for C type char (instead of signed char). This change should not have any impact on applications nor on MPI libraries (except some comment lines), because printable characters could and can be stored in any of the C types char, signed char, and unsigned char, and `MPI_CHAR` is not allowed for predefined reduction operations.
4. Section [3.2.2](#) on page [25](#).
`MPI_(U)INT{8,16,32,64}_T`, `MPI_AINT`, `MPI_OFFSET`, `MPI_C_BOOL`, `MPI_C_COMPLEX`, `MPI_C_FLOAT_COMPLEX`, `MPI_C_DOUBLE_COMPLEX`, and `MPI_C_LONG_DOUBLE_COMPLEX` are now valid predefined MPI datatypes.
5. Section [3.4](#) on page [37](#), Section [3.7.2](#) on page [48](#), Section [3.9](#) on page [73](#), and Section [5.1](#) on page [141](#).
The read access restriction on the send buffer for blocking, non blocking and collective API has been lifted. It is permitted to access for read the send buffer while the operation is in progress.
6. Section [3.7](#) on page [47](#).
The Advice to users for `IBSEND` and `IRSEND` was slightly changed.
7. Section [3.7.3](#) on page [52](#).
The advice to free an active request was removed in the Advice to users for `MPI_REQUEST_FREE`.
8. Section [3.7.6](#) on page [63](#).
`MPI_REQUEST_GET_STATUS` changed to permit inactive or null requests as input.
9. Section [5.8](#) on page [168](#).
“In place” option is added to `MPI_ALLTOALL`, `MPI_ALLTOALLV`, and `MPI_ALLTOALLW` for intracommunicators.
10. Section [5.9.2](#) on page [176](#).
Predefined parameterized datatypes (e.g., returned by `MPI_TYPE_CREATE_F90_REAL`) and optional named predefined datatypes (e.g. `MPI_REAL8`) have been added to the list of valid datatypes in reduction operations.

- 1 11. Section [5.9.2](#) on page [176](#).
2 MPI_(U)INT{8,16,32,64}_T are all considered C integer types for the purposes of the
3 predefined reduction operators. MPI_AINT and MPI_OFFSET are considered Fortran
4 integer types. MPI_C_BOOL is considered a Logical type.
5 MPI_C_COMPLEX, MPI_C_FLOAT_COMPLEX, MPI_C_DOUBLE_COMPLEX, and
6 MPI_C_LONG_DOUBLE_COMPLEX are considered Complex types.
7
- 8 12. Section [5.9.7](#) on page [189](#).
9 The local routines MPI_REDUCE_LOCAL and MPI_OP_COMMUTATIVE have been
10 added.
11
- 12 13. Section [5.10.1](#) on page [190](#).
13 The collective function MPI_REDUCE_SCATTER_BLOCK is added to the MPI stan-
14 dard.
15
- 16 14. Section [5.11.2](#) on page [194](#).
17 Added in place argument to MPI_EXSCAN.
18
- 19 15. Section [6.4.2](#) on page [237](#), and Section [6.6](#) on page [258](#).
20 Implementations that did not implement MPI_COMM_CREATE on intercommuni-
21 cators will need to add that functionality. As the standard described the behav-
22 ior of this operation on intercommunicators, it is believed that most implementa-
23 tions already provide this functionality. Note also that the C++ binding for both
24 MPI_COMM_CREATE and MPI_COMM_SPLIT explicitly allow Intercomms.
25
- 26 16. Section [6.4.2](#) on page [237](#).
27 MPI_COMM_CREATE is extended to allow several disjoint subgroups as input if comm
28 is an intracommunicator. If comm is an intercommunicator it was clarified that all
29 processes in the same local group of comm must specify the same value for group.
30
- 31 17. Section [7.5.4](#) on page [296](#).
32 New functions for a scalable distributed graph topology interface has been added.
33 In this section, the functions MPI_DIST_GRAPH_CREATE_ADJACENT and
34 MPI_DIST_GRAPH_CREATE, the constants MPI_UNWEIGHTED, and the derived C++
35 class Distgraphcomm were added.
36
- 37 18. Section [7.5.5](#) on page [302](#).
38 For the scalable distributed graph topology interface, the functions
39 MPI_DIST_GRAPH_NEIGHBORS_COUNT and MPI_DIST_GRAPH_NEIGHBORS and
40 the constant MPI_DIST_GRAPH were added.
41
- 42 19. Section [7.5.5](#) on page [302](#).
43 Remove ambiguity regarding duplicated neighbors with MPI_GRAPH_NEIGHBORS
44 and MPI_GRAPH_NEIGHBORS_COUNT.
45
- 46 20. Section [8.1.1](#) on page [333](#).
47 The subversion number changed from 1 to 2.
48
- 49 21. Section [8.3](#) on page [340](#), Section [15.2](#) on page [596](#), and Annex [A.1.3](#) on page [678](#).
50 Changed function pointer typedef names MPI_{Comm,File,Win}_errhandler_fn to
51 MPI_{Comm,File,Win}_errhandler_function. Deprecated old “_fn” names.

22. Section [8.7.1](#) on page [360](#).
Attribute deletion callbacks on MPI_COMM_SELF are now called in LIFO order. Implementors must now also register all implementation-internal attribute deletion callbacks on MPI_COMM_SELF before returning from MPI_INIT/MPI_INIT_THREAD.
23. Section [11.3.4](#) on page [423](#).
The restriction added in MPI 2.1 that the operation MPI_REPLACE in MPI_ACCUMULATE can be used only with predefined datatypes has been removed. MPI_REPLACE can now be used even with derived datatypes, as it was in MPI 2.0. Also, a clarification has been made that MPI_REPLACE can be used only in MPI_ACCUMULATE, not in collective operations that do reductions, such as MPI_REDUCE and others.
24. Section [12.2](#) on page [473](#).
Add “*” to the query_fn, free_fn, and cancel_fn arguments to the C++ binding for MPI::Grequest::Start() for consistency with the rest of MPI functions that take function pointer arguments.
25. Section [13.7.2](#) on page [534](#), and Table [13.2](#) on page [536](#).
MPI_(U)INT{8,16,32,64}_T, MPI_AINT, MPI_OFFSET, MPI_C_COMPLEX, MPI_C_FLOAT_COMPLEX, MPI_C_DOUBLE_COMPLEX, MPI_C_LONG_DOUBLE_COMPLEX, and MPI_C_BOOL are added as predefined datatypes in the external32 representation.
26. Section [17.2.7](#) on page [655](#).
The description was modified that it only describes how an MPI implementation behaves, but not how MPI stores attributes internally. The erroneous MPI-2.1 Example 16.17 was replaced with three new examples [17.13](#), [17.14](#), and [17.15](#) on pages [656-657](#) explicitly detailing cross-language attribute behavior. Implementations that matched the behavior of the old example will need to be updated.
27. Annex [A.1.1](#) on page [663](#).
Removed type MPI::Fint (compare MPI_Fint in Section [A.1.2](#) on page [677](#)).
28. Annex [A.1.1](#) on page [663](#). Table *Named Predefined Datatypes*.
Added MPI_(U)INT{8,16,32,64}_T, MPI_AINT, MPI_OFFSET, MPI_C_BOOL, MPI_C_FLOAT_COMPLEX, MPI_C_COMPLEX, MPI_C_DOUBLE_COMPLEX, and MPI_C_LONG_DOUBLE_COMPLEX are added as predefined datatypes.

B.3 Changes from Version 2.0 to Version 2.1

1. Section [3.2.2](#) on page [25](#), and Annex [A.1](#) on page [663](#).
In addition, the MPI_LONG_LONG should be added as an optional type; it is a synonym for MPI_LONG_LONG_INT.
2. Section [3.2.2](#) on page [25](#), and Annex [A.1](#) on page [663](#).
MPI_LONG_LONG_INT, MPI_LONG_LONG (as synonym), MPI_UNSIGNED_LONG_LONG, MPI_SIGNED_CHAR, and MPI_WCHAR are moved from optional to official and they are therefore defined for all three language bindings.

- 1 3. Section 3.2.5 on page 30.
2 MPI_GET_COUNT with zero-length datatypes: The value returned as the
3 count argument of MPI_GET_COUNT for a datatype of length zero where zero bytes
4 have been transferred is zero. If the number of bytes transferred is greater than zero,
5 MPI_UNDEFINED is returned.
6
- 7 4. Section 4.1 on page 83.
8 General rule about derived datatypes: Most datatype constructors have replication
9 count or block length arguments. Allowed values are non-negative integers. If the
10 value is zero, no elements are generated in the type map and there is no effect on
11 datatype bounds or extent.
12
- 13 5. Section 4.3 on page 137.
14 MPI_BYTE should be used to send and receive data that is packed using
15 MPI_PACK_EXTERNAL.
16
- 17 6. Section 5.9.6 on page 187.
18 If comm is an intercommunicator in MPI_ALLREDUCE, then both groups should pro-
19 vide count and datatype arguments that specify the same type signature (i.e., it is not
20 necessary that both groups provide the same count value).
21
- 22 7. Section 6.3.1 on page 228.
23 MPI_GROUP_TRANSLATE_RANKS and MPI_PROC_NULL: MPI_PROC_NULL is a valid
24 rank for input to MPI_GROUP_TRANSLATE_RANKS, which returns MPI_PROC_NULL
25 as the translated rank.
26
- 27 8. Section 6.7 on page 267.
28 About the attribute caching functions:
29
30 *Advice to implementors.* High-quality implementations should raise an er-
31 ror when a keyval that was created by a call to MPI_XXX_CREATE_KEYVAL
32 is used with an object of the wrong type with a call to
33 MPI_YYY_GET_ATTR, MPI_YYY_SET_ATTR, MPI_YYY_DELETE_ATTR, or
34 MPI_YYY_FREE_KEYVAL. To do so, it is necessary to maintain, with each key-
35 val, information on the type of the associated user function. (*End of advice to*
36 *implementors.*)
37
- 38 9. Section 6.8 on page 282.
39 In MPI_COMM_GET_NAME: In C, a null character is additionally stored at
40 name[resultlen]. resultlen cannot be larger than MPI_MAX_OBJECT_NAME-1. In For-
41 tran, name is padded on the right with blank characters. resultlen cannot be larger
42 than MPI_MAX_OBJECT_NAME.
43
- 44 10. Section 7.4 on page 290.
45 About MPI_GRAPH_CREATE and MPI_CART_CREATE: All input arguments must
46 have identical values on all processes of the group of comm_old.
47
- 48 11. Section 7.5.1 on page 292.
49 In MPI_CART_CREATE: If ndims is zero then a zero-dimensional Cartesian topology
50 is created. The call is erroneous if it specifies a grid that is larger than the group size
51 or if ndims is negative.

12. Section 7.5.3 on page 294. 1
 In MPI_GRAPH_CREATE: If the graph is empty, i.e., `nnodes == 0`, then 2
 MPI_COMM_NULL is returned in all processes. 3
4
13. Section 7.5.3 on page 294. 5
 In MPI_GRAPH_CREATE: A single process is allowed to be defined multiple times 6
 in the list of neighbors of a process (i.e., there may be multiple edges between two 7
 processes). A process is also allowed to be a neighbor to itself (i.e., a self loop in the 8
 graph). The adjacency matrix is allowed to be non-symmetric. 9
10
Advice to users. Performance implications of using multiple edges or a non- 11
 symmetric adjacency matrix are not defined. The definition of a node-neighbor 12
 edge does not imply a direction of the communication. (*End of advice to users.*) 13
14. Section 7.5.5 on page 302. 14
 In MPI_CARTDIM_GET and MPI_CART_GET: If `comm` is associated with a zero- 15
 dimensional Cartesian topology, MPI_CARTDIM_GET returns `ndims=0` and 16
 MPI_CART_GET will keep all output arguments unchanged. 17
18
15. Section 7.5.5 on page 302. 19
 In MPI_CART_RANK: If `comm` is associated with a zero-dimensional Cartesian topol- 20
 ogy, `coord` is not significant and 0 is returned in `rank`. 21
22
16. Section 7.5.5 on page 302. 23
 In MPI_CART_COORDS: If `comm` is associated with a zero-dimensional Cartesian 24
 topology, `coords` will be unchanged. 25
26
17. Section 7.5.6 on page 310. 27
 In MPI_CART_SHIFT: It is erroneous to call MPI_CART_SHIFT with a direction that 28
 is either negative or greater than or equal to the number of dimensions in the Cartesian 29
 communicator. This implies that it is erroneous to call MPI_CART_SHIFT with a 30
`comm` that is associated with a zero-dimensional Cartesian topology. 31
18. Section 7.5.7 on page 311. 32
 In MPI_CART_SUB: If all entries in `remain_dims` are false or `comm` is already associ- 33
 ated with a zero-dimensional Cartesian topology then `newcomm` is associated with a 34
 zero-dimensional Cartesian topology. 35
36
- 18.1. Section 8.1.1 on page 333. 37
 The subversion number changed from 0 to 1. 38
39
19. Section 8.1.2 on page 334. 40
 In MPI_GET_PROCESSOR_NAME: In C, a null character is additionally stored at 41
`name[resultlen]`. `resultlen` cannot be larger than `MPI_MAX_PROCESSOR_NAME-1`. In 42
 Fortran, `name` is padded on the right with blank characters. `resultlen` cannot be larger 43
 than `MPI_MAX_PROCESSOR_NAME`. 44
20. Section 8.3 on page 340. 45
 MPI_{COMM,WIN,FILE}_GET_ERRHANDLER behave as if a new error handler object 46
 is created. That is, once the error handler is no longer needed, 47
 MPI_ERRHANDLER_FREE should be called with the error handler returned from 48

1 MPI_ERRHANDLER_GET or MPI_{COMM,WIN,FILE}_GET_ERRHANDLER to mark
2 the error handler for deallocation. This provides behavior similar to that of
3 MPI_COMM_GROUP and MPI_GROUP_FREE.

- 4
5 21. Section 8.7 on page 355, see explanations to MPI_FINALIZE.

6 MPI_FINALIZE is collective over all connected processes. If no processes were spawned,
7 accepted or connected then this means over MPI_COMM_WORLD; otherwise it is col-
8 lective over the union of all processes that have been and continue to be connected,
9 as explained in Section 10.5.4 on page 397.

- 10 22. Section 8.7 on page 355.

11 About MPI_ABORT:

12
13 *Advice to users.* Whether the errorcode is returned from the executable or from
14 the MPI process startup mechanism (e.g., mpiexec), is an aspect of quality of the
15 MPI library but not mandatory. (*End of advice to users.*)

16
17 *Advice to implementors.* Where possible, a high-quality implementation will try
18 to return the errorcode from the MPI process startup mechanism (e.g. mpiexec
19 or singleton init). (*End of advice to implementors.*)

- 20
21 23. Section 9 on page 365.

22 An implementation must support info objects as caches for arbitrary (key, value)
23 pairs, regardless of whether it recognizes the key. Each function that takes hints in
24 the form of an MPI_Info must be prepared to ignore any key it does not recognize. This
25 description of info objects does not attempt to define how a particular function should
26 react if it recognizes a key but not the associated value. MPI_INFO_GET_NKEYS,
27 MPI_INFO_GET_NTHKEY, MPI_INFO_GET_VALUELEN, and MPI_INFO_GET must
28 retain all (key,value) pairs so that layered functionality can also use the Info object.

- 29
30 24. Section 11.3 on page 416.

31 MPI_PROC_NULL is a valid target rank in the MPI RMA calls MPI_ACCUMULATE,
32 MPI_GET, and MPI_PUT. The effect is the same as for MPI_PROC_NULL in MPI point-
33 to-point communication. See also item 25 in this list.

- 34
35 25. Section 11.3 on page 416.

36 After any RMA operation with rank MPI_PROC_NULL, it is still necessary to finish
37 the RMA epoch with the synchronization method that started the epoch. See also
38 item 24 in this list.

- 39
40 26. Section 11.3.4 on page 423.

41 MPI_REPLACE in MPI_ACCUMULATE, like the other predefined operations, is defined
42 only for the predefined MPI datatypes.

- 43
44 27. Section 13.2.8 on page 498.

45 About MPI_FILE_SET_VIEW and MPI_FILE_SET_INFO: When an info object that
46 specifies a subset of valid hints is passed to MPI_FILE_SET_VIEW or
47 MPI_FILE_SET_INFO, there will be no effect on previously set or defaulted hints that
48 the info does not specify.

28. Section [13.2.8](#) on page [498](#).
 About `MPI_FILE_GET_INFO`: If no hint exists for the file associated with `fh`, a handle to a newly created info object is returned that contains no key/value pair.
29. Section [13.3](#) on page [501](#).
 If a file does not have the mode `MPI_MODE_SEQUENTIAL`, then `MPI_DISPLACEMENT_CURRENT` is invalid as `disp` in `MPI_FILE_SET_VIEW`.
30. Section [13.7.2](#) on page [534](#).
 The bias of 16 byte doubles was defined with 10383. The correct value is 16383.
31. MPI-2.2, Section 16.1.4 (Section was removed in MPI-3.0).
 In the example in this section, the buffer should be declared as `const void* buf`.
32. Section [17.1.9](#) on page [617](#).
 About `MPI_TYPE_CREATE_F90_XXX`:
- Advice to implementors.* An application may often repeat a call to `MPI_TYPE_CREATE_F90_XXX` with the same combination of `(XXX,p,r)`. The application is not allowed to free the returned predefined, unnamed datatype handles. To prevent the creation of a potentially huge amount of handles, the MPI implementation should return the same datatype handle for the same `(REAL/COMPLEX/INTEGER,p,r)` combination. Checking for the combination `(p,r)` in the preceding call to `MPI_TYPE_CREATE_F90_XXX` and using a hashtable to find formerly generated handles should limit the overhead of finding a previously generated datatype with same combination of `(XXX,p,r)`. (*End of advice to implementors.*)
33. Section [A.1.1](#) on page [663](#).
`MPI_BOTTOM` is defined as `void * const MPI::BOTTOM`.

1
2
3
4
5
6
7
8
9
10
11
12
13
14
15
16
17
18
19
20
21
22
23
24
25
26
27
28
29
30
31
32
33
34
35
36
37
38
39
40
41
42
43
44
45
46
47
48

- 1
- 2
- 3
- 4
- 5
- 6
- 7
- 8
- 9
- 10
- 11
- 12
- 13
- 14
- 15
- 16
- 17
- 18
- 19
- 20
- 21
- 22
- 23
- 24
- 25
- 26
- 27
- 28
- 29
- 30
- 31
- 32
- 33
- 34
- 35
- 36
- 37
- 38
- 39
- 40
- 41
- 42
- 43
- 44
- 45
- 46
- 47
- 48

1
2
3
4
5
6
7
8
9
10
11
12
13
14
15
16
17
18
19
20
21
22
23
24
25
26
27
28
29
30
31
32
33
34
35
36
37
38
39
40
41
42
43
44
45
46
47
48

Bibliography

- [1] V. Bala and S. Kipnis. Process groups: a mechanism for the coordination of and communication among processes in the Venus collective communication library. Technical report, IBM T. J. Watson Research Center, October 1992. Preprint. [1.2](#)
- [2] V. Bala, S. Kipnis, L. Rudolph, and Marc Snir. Designing efficient, scalable, and portable collective communication libraries. Technical report, IBM T. J. Watson Research Center, October 1992. Preprint. [1.2](#)
- [3] Purushotham V. Bangalore, Nathan E. Doss, and Anthony Skjellum. MPI++: Issues and Features. In *OOO-SKI '94*, page in press, 1994. [6.1](#)
- [4] A. Beguelin, J. Dongarra, A. Geist, R. Manchek, and V. Sunderam. Visualization and debugging in a heterogeneous environment. *IEEE Computer*, 26(6):88–95, June 1993. [1.2](#)
- [5] Luc Bomans and Rolf Hempel. The Argonne/GMD macros in FORTRAN for portable parallel programming and their implementation on the Intel iPSC/2. *Parallel Computing*, 15:119–132, 1990. [1.2](#)
- [6] Dan Bonachea and Jason Duell. Problems with using MPI 1.1 and 2.0 as compilation targets for parallel language implementations. *IJHPCN*, 1(1/2/3):91–99, 2004. [11.7](#)
- [7] Rajesh Bordawekar, Juan Miguel del Rosario, and Alok Choudhary. Design and evaluation of primitives for parallel I/O. In *Proceedings of Supercomputing '93*, pages 452–461, 1993. [13.1](#)
- [8] R. Butler and E. Lusk. User’s guide to the p4 programming system. Technical Report TM-ANL-92/17, Argonne National Laboratory, 1992. [1.2](#)
- [9] Ralph Butler and Ewing Lusk. Monitors, messages, and clusters: The p4 parallel programming system. *Parallel Computing*, 20(4):547–564, April 1994. Also Argonne National Laboratory Mathematics and Computer Science Division preprint P362-0493. [1.2](#)
- [10] Robin Calkin, Rolf Hempel, Hans-Christian Hoppe, and Peter Wypior. Portable programming with the PARMACS message-passing library. *Parallel Computing*, 20(4):615–632, April 1994. [1.2](#)
- [11] S. Chittor and R. J. Enbody. Performance evaluation of mesh-connected wormhole-routed networks for interprocessor communication in multicomputers. In *Proceedings of the 1990 Supercomputing Conference*, pages 647–656, 1990. [7.1](#)

- 1 [12] S. Chittor and R. J. Enbody. Predicting the effect of mapping on the communi-
2 cation performance of large multicomputers. In *Proceedings of the 1991 International*
3 *Conference on Parallel Processing, vol. II (Software)*, pages II-1 – II-4, 1991. 7.1
- 4
5 [13] Parasoftware Corporation. Express version 1.0: A communication environment for parallel
6 computers, 1988. 1.2, 7.4
- 7 [14] Yiannis Cotronis, Anthony Danalis, Dimitrios S. Nikolopoulos, and Jack Dongarra,
8 editors. *Recent Advances in the Message Passing Interface - 18th European MPI Users'*
9 *Group Meeting, EuroMPI 2011, Santorini, Greece, September 18-21, 2011. Proceedings*,
10 volume 6960 of *Lecture Notes in Computer Science*. Springer, 2011. 16, 36
- 11
12 [15] Juan Miguel del Rosario, Rajesh Bordawekar, and Alok Choudhary. Improved parallel
13 I/O via a two-phase run-time access strategy. In *IPPS '93 Workshop on Input/Output*
14 *in Parallel Computer Systems*, pages 56–70, 1993. Also published in *Computer Archi-*
15 *ture News* 21(5), December 1993, pages 31–38. 13.1
- 16
17 [16] James Dinan, Sriram Krishnamoorthy, Pavan Balaji, Jeff R. Hammond, Manojkumar
18 Krishnan, Vinod Tipparaju, and Abhinav Vishnu. Noncollective communicator crea-
19 tion in MPI. In Cotronis et al. [14], pages 282–291. 6.4.2
- 20 [17] J. Dongarra, A. Geist, R. Manchek, and V. Sunderam. Integrated PVM framework
21 supports heterogeneous network computing. *Computers in Physics*, 7(2):166–75, April
22 1993. 1.2
- 23
24 [18] J. J. Dongarra, R. Hempel, A. J. G. Hey, and D. W. Walker. A proposal for a user-
25 level, message passing interface in a distributed memory environment. Technical Report
26 TM-12231, Oak Ridge National Laboratory, February 1993. 1.2
- 27 [19] Edinburgh Parallel Computing Centre, University of Edinburgh. *CHIMP Concepts*,
28 June 1991. 1.2
- 29
30 [20] Edinburgh Parallel Computing Centre, University of Edinburgh. *CHIMP Version 1.0*
31 *Interface*, May 1992. 1.2
- 32
33 [21] D. Feitelson. Communicators: Object-based multiparty interactions for parallel pro-
34 gramming. Technical Report 91-12, Dept. Computer Science, The Hebrew University
35 of Jerusalem, November 1991. 6.1.2
- 36 [22] Message Passing Interface Forum. MPI: A Message-Passing Interface standard. *The In-*
37 *ternational Journal of Supercomputer Applications and High Performance Computing*,
38 8, 1994. 1.3
- 39
40 [23] Message Passing Interface Forum. MPI: A Message-Passing Interface standard (version
41 1.1). Technical report, 1995. <http://www.mpi-forum.org>. 1.3
- 42
43 [24] Al Geist, Adam Beguelin, Jack Dongarra, Weicheng Jiang, Bob Manchek, and Vaidy
44 Sunderam. *PVM: Parallel Virtual Machine—A User's Guide and Tutorial for Network*
45 *Parallel Computing*. MIT Press, 1994. 10.1
- 46 [25] G. A. Geist, M. T. Heath, B. W. Peyton, and P. H. Worley. PICL: A portable in-
47 strumented communications library, C reference manual. Technical Report TM-11130,
48 Oak Ridge National Laboratory, Oak Ridge, TN, July 1990. 1.2

- [26] D. Gregor, T. Hoefler, B. Barrett, and A. Lumsdaine. Fixing probe for multi-threaded MPI applications. Technical Report 674, Indiana University, Jan. 2009. [3.8.2](#)
- [27] William D. Gropp and Barry Smith. Chameleon parallel programming tools users manual. Technical Report ANL-93/23, Argonne National Laboratory, March 1993. [1.2](#)
- [28] Michael Hennecke. A Fortran 90 interface to MPI version 1.1. Technical Report Internal Report 63/96, Rechenzentrum, Universität Karlsruhe, D-76128 Karlsruhe, Germany, June 1996. Available via world wide web from http://www.uni-karlsruhe.de/~Michael.Hennecke/Publications/#MPI_F90. [17.1.3](#)
- [29] T. Hoefler, G. Bronevetsky, B. Barrett, B. R. de Supinski, and A. Lumsdaine. Efficient MPI support for advanced hybrid programming models. In *Recent Advances in the Message Passing Interface (EuroMPI'10)*, volume LNCS 6305, pages 50–61. Springer, Sep. 2010. [3.8.1](#), [3.8.2](#)
- [30] T. Hoefler, P. Gottschling, A. Lumsdaine, and W. Rehm. Optimizing a conjugate gradient solver with non-blocking collective operations. *Elsevier Journal of Parallel Computing (PARCO)*, 33(9):624–633, Sep. 2007. [5.12](#)
- [31] T. Hoefler, F. Lorenzen, and A. Lumsdaine. Sparse non-blocking collectives in quantum mechanical calculations. In *Recent Advances in Parallel Virtual Machine and Message Passing Interface, 15th European PVM/MPI Users' Group Meeting*, volume LNCS 5205, pages 55–63. Springer, Sep. 2008. [7.6](#)
- [32] T. Hoefler and A. Lumsdaine. Message progression in parallel computing — to thread or not to thread? In *Proceedings of the 2008 IEEE International Conference on Cluster Computing*. IEEE Computer Society, Oct. 2008. [5.12](#)
- [33] T. Hoefler, A. Lumsdaine, and W. Rehm. Implementation and performance analysis of non-blocking collective operations for MPI. In *Proceedings of the 2007 International Conference on High Performance Computing, Networking, Storage and Analysis, SC07*. IEEE Computer Society/ACM, Nov. 2007. [5.12](#)
- [34] T. Hoefler, M. Schellmann, S. Gorbach, and A. Lumsdaine. Communication optimization for medical image reconstruction algorithms. In *Recent Advances in Parallel Virtual Machine and Message Passing Interface, 15th European PVM/MPI Users' Group Meeting*, volume LNCS 5205, pages 75–83. Springer, Sep. 2008. [5.12](#)
- [35] T. Hoefler and J. L. Traeff. Sparse collective operations for MPI. In *Proceedings of the 23rd IEEE International Parallel & Distributed Processing Symposium, HIPS'09 Workshop*, May 2009. [7.6](#)
- [36] Torsten Hoefler and Marc Snir. Writing parallel libraries with MPI — common practice, issues, and extensions. In Cotronis et al. [14], pages 345–355. [6.4.2](#)
- [37] Institute of Electrical and Electronics Engineers, New York. *IEEE Standard for Binary Floating-Point Arithmetic, ANSI/IEEE Standard 754-1985*, 1985. [13.7.2](#)
- [38] International Organization for Standardization, Geneva, ISO 8859-1:1987. *Information processing — 8-bit single-byte coded graphic character sets — Part 1: Latin alphabet No. 1*, 1987. [13.7.2](#)

- 1 [39] International Organization for Standardization, Geneva, ISO/IEC 9945-1:1996(E). *Information technology — Portable Operating System Interface (POSIX) — Part 1: System Application Program Interface (API) [C Language]*, December 1996. [12.4](#), [13.2.1](#)
- 2
3
4
- 5 [40] International Organization for Standardization, Geneva, ISO/IEC 1539-1:2010. *Information technology – Programming languages – Fortran – Part 1: Base language*, November 2010. [17.1.1](#), [17.1.2](#)
- 6
7
- 8 [41] International Organization for Standardization, ISO/IEC/SC22/WG5 (Fortran), Geneva, TS 29113. *TS on further interoperability with C*, 2012. <http://www.nag.co.uk/sc22wg5/>, successfully balloted DTS at <ftp://ftp.nag.co.uk/sc22wg5/N1901-N1950/N1917.pdf>. [17.1.1](#), [17.1.1](#), [17.1.2](#), [17.1.7](#), [28](#)
- 9
10
11
12
13
- 14 [42] Charles H. Koelbel, David B. Loveman, Robert S. Schreiber, Guy L. Steele Jr., and Mary E. Zosel. *The High Performance Fortran Handbook*. MIT Press, 1993. [4.1.4](#)
- 15
16
- 17 [43] David Kotz. Disk-directed I/O for MIMD multiprocessors. In *Proceedings of the 1994 Symposium on Operating Systems Design and Implementation*, pages 61–74, November 1994. Updated as Dartmouth TR PCS-TR94-226 on November 8, 1994. [13.1](#)
- 18
19
- 20 [44] O. Krämer and H. Mühlenbein. Mapping strategies in message-based multiprocessor systems. *Parallel Computing*, 9:213–225, 1989. [7.1](#)
- 21
22
- 23 [45] S. J. Lefflet, R. S. Fabry, W. N. Joy, P. Lapsley, S. Miller, and C. Torek. An advanced 4.4BSD interprocess communication tutorial, Unix programmer’s supplementary documents (PSD) 21. Technical report, Computer Systems Research Group, Department of Electrical Engineering and Computer Science, University of California, Berkeley, 1993. Also available at <http://www.netbsd.org/Documentation/lite2/psd/>. [10.5.5](#)
- 24
25
26
27
28
- 29 [46] nCUBE Corporation. *nCUBE 2 Programmers Guide, r2.0*, December 1990. [1.2](#)
- 30
- 31 [47] Bill Nitzberg. Performance of the iPSC/860 Concurrent File System. Technical Report RND-92-020, NAS Systems Division, NASA Ames, December 1992. [13.1](#)
- 32
- 33 [48] William J. Nitzberg. *Collective Parallel I/O*. PhD thesis, Department of Computer and Information Science, University of Oregon, December 1995. [13.1](#)
- 34
35
- 36 [49] *4.4BSD Programmer’s Supplementary Documents (PSD)*. O’Reilly and Associates, 1994. [10.5.5](#)
- 37
- 38 [50] Paul Pierce. The NX/2 operating system. In *Proceedings of the Third Conference on Hypercube Concurrent Computers and Applications*, pages 384–390. ACM Press, 1988. [1.2](#)
- 39
40
- 41
- 42 [51] Martin Schulz and Bronis R. de Supinski. P^NMPI tools: A whole lot greater than the sum of their parts. In *ACM/IEEE Supercomputing Conference (SC)*, pages 1–10. ACM, 2007. [14.2.8](#)
- 43
44
- 45
- 46 [52] K. E. Seamons, Y. Chen, P. Jones, J. Jozwiak, and M. Winslett. Server-directed collective I/O in Panda. In *Proceedings of Supercomputing ’95*, December 1995. [13.1](#)
- 47
48

- [53] A. Skjellum and A. Leung. Zipcode: a portable multicomputer communication library atop the reactive kernel. In D. W. Walker and Q. F. Stout, editors, *Proceedings of the Fifth Distributed Memory Concurrent Computing Conference*, pages 767–776. IEEE Press, 1990. [1.2](#), [6.1.2](#)
- [54] A. Skjellum, S. Smith, C. Still, A. Leung, and M. Morari. The Zipcode message passing system. Technical report, Lawrence Livermore National Laboratory, September 1992. [1.2](#)
- [55] Anthony Skjellum, Nathan E. Doss, and Purushotham V. Bangalore. Writing Libraries in MPI. In Anthony Skjellum and Donna S. Reese, editors, *Proceedings of the Scalable Parallel Libraries Conference*, pages 166–173. IEEE Computer Society Press, October 1993. [6.1](#)
- [56] Anthony Skjellum, Nathan E. Doss, and Kishore Viswanathan. Inter-communicator extensions to MPI in the MPIX (MPI eXtension) Library. Technical Report MSU-940722, Mississippi State University — Dept. of Computer Science, April 1994. <http://www.erc.msstate.edu/mpi/mpix.html>. [5.2.2](#)
- [57] Anthony Skjellum, Steven G. Smith, Nathan E. Doss, Alvin P. Leung, and Manfred Morari. The Design and Evolution of Zipcode. *Parallel Computing*, 20(4):565–596, April 1994. [6.1.2](#), [6.5.6](#)
- [58] Rajeev Thakur and Alok Choudhary. An extended two-phase method for accessing sections of out-of-core arrays. *Scientific Programming*, 5(4):301–317, Winter 1996. [13.1](#)
- [59] *The Unicode Standard, Version 2.0*. Addison-Wesley, 1996. ISBN 0-201-48345-9. [13.7.2](#)
- [60] D. Walker. Standards for message passing in a distributed memory environment. Technical Report TM-12147, Oak Ridge National Laboratory, August 1992. [1.2](#)

Examples Index

This index lists code examples throughout the text. Some examples are referred to by content; others are listed by the major MPI function that they are demonstrating. MPI functions listed in all capital letter are Fortran examples; MPI functions listed in mixed case are C[ticket281.]/C++ examples.

- ASYNCHRONOUS, [643](#), [645](#)
- Attributes between languages, [656](#)
- Basic tool using performance variables in the MPI tool information interface, [584](#)
- C/Fortran handle conversion, [649](#)
- Cartesian virtual topologies, [329](#)
- Client-server code, [62](#), [63](#)
 - with blocking probe, [66](#)
 - with blocking probe, wrong, [66](#)
- Datatype
 - 3D array, [121](#)
 - absolute addresses, [127](#)
 - array of structures, [124](#)
 - elaborate example, [134](#), [136](#)
 - matching type, [111](#)
 - matrix transpose, [123](#)
 - union, [128](#)
- Datatypes
 - matching, [33](#)
 - not matching, [34](#)
 - untyped, [34](#)
- Deadlock
 - if not buffered, [43](#)
 - with MPI_Bcast, [214](#), [215](#)
 - wrong message exchange, [43](#)
- False matching of collective operations, [218](#)
- Fortran 90 copying and sequence problem, [627](#), [629](#), [630](#)
- Fortran 90 derived types, [631](#)
- Fortran 90 heterogeneous communication, [624](#), [625](#)
- Fortran 90 invalid KIND, [620](#)
- Fortran 90 MPI_TYPE_MATCH_SIZE implementation, [624](#)
- Fortran 90 overlapping communication and computation, [643](#), [644](#), [646](#)
- Fortran 90 register optimization, [634–636](#)
- Independence of nonblocking operations, [221](#)
- Intercommunicator, [241](#), [247](#)
- Interlanguage communication, [660](#)
- Intertwined matching pairs, [41](#)
- Message exchange, [42](#)
- Mixing blocking and nonblocking collective operations, [217](#)
- Mixing collective and point-to-point requests, [220](#)
- MPI_ACCUMULATE, [425](#)
- MPI_Accumulate, [466](#), [467](#), [469](#)
- MPI_Aint, [124](#)
- MPI_Allgather, [167](#)
- MPI_ALLOC_MEM, [339](#)
- MPI_Alloc_mem, [339](#), [469](#)
- MPI_ALLREDUCE, [188](#)
- MPI_Alltoall, [219](#)
- MPI_Barrier, [358](#), [456–459](#), [465–468](#)
- MPI_Bcast, [149](#), [214–218](#)
- MPI_BSEND, [41](#)
- MPI_Buffer_attach, [45](#), [358](#)
- MPI_Buffer_detach, [45](#)
- MPI_BYTE, [34](#)
- MPI_Cancel, [358](#)
- MPI_CART_COORDS, [311](#)
- MPI_CART_GET, [329](#)
- MPI_CART_RANK, [311](#)
- MPI_CART_SHIFT, [311](#), [329](#)
- MPI_CART_SUB, [312](#)
- MPI_CHARACTER, [35](#)
- MPI_Comm_create, [241](#), [253](#), [254](#), [256](#)
- MPI_Comm_create_keyval, [280](#)
- MPI_Comm_dup, [255](#)
- MPI_Comm_get_attr, [280](#)
- MPI_Comm_group, [241](#), [256](#), [280](#)
- MPI_Comm_remote_size, [247](#)
- MPI_Comm_set_attr, [280](#)

- MPI_COMM_SPAWN, 376
- MPI_Comm_spawn, 376
- MPI_COMM_SPAWN_MULTIPLE, 382
- MPI_Comm_spawn_multiple, 382
- MPI_Comm_split, 247, 264, 265
- MPI_Compare_and_swap, 468, 469
- MPI_DIMS_CREATE, 293, 329
- MPI_DIST_GRAPH_CREATE, 300
- MPI_Dist_graph_create, 301
- MPI_DIST_GRAPH_CREATE_ADJACENT, 300
- MPI_FILE_CLOSE, 512, 515
- MPI_FILE_GET_AMODE, 497
- MPI_FILE_IREAD, 515
- MPI_FILE_OPEN, 512, 515
- MPI_FILE_READ, 512
- MPI_FILE_SET_ATOMICITY, 546
- MPI_FILE_SET_VIEW, 512, 515
- MPI_FILE_SYNC, 547
- MPI_Finalize, 357–359
- MPI_FREE_MEM, 339
- MPI_Free_mem, 469
- MPI_Gather, 136, 152, 153, 157
- MPI_Gatherv, 136, 154–157
- MPI_GET, 421, 422
- MPI_Get, 456–459, 464, 465
- MPI_Get_accumulate, 466, 467, 469
- MPI_GET_ADDRESS, 102, 631, 632, 653
- MPI_Get_address, 124, 127, 128, 134
- MPI_GET_COUNT, 113
- MPI_GET_ELEMENTS, 113
- MPI_GRAPH_CREATE, 294, 307
- MPI_GRAPH_NEIGHBORS, 307
- MPI_GRAPH_NEIGHBORS_COUNT, 307
- MPI_Grequest_complete, 478
- MPI_Grequest_start, 478
- MPI_Group_excl, 253
- MPI_Group_free, 241, 253, 254
- MPI_Group_incl, 241, 254, 256
- MPI_Iallreduce, 220
- MPI_Ialltoall, 219
- MPI_Ibarrier, 217–220
- MPI_Ibcast, 199, 220, 221
- MPI_INFO_ENV, 356
- MPI_Intercomm_create, 264, 265
- MPI_Iprobe, 358
- MPI_IRECV, 54–56, 62, 63
- MPI_Irecv, 220
- MPI_ISEND, 54–56, 62, 63
- MPI_Op_create, 186, 187, 195
- MPI_Pack, 134, 136
- MPI_Pack_size, 136
- MPI_PROBE, 66
- MPI_Put, 442, 447, 457–459, 464, 465
- MPI_RECV, 33–35, 41–43, 56, 66, 111
- MPI_Recv, 219
- MPI_REDUCE, 177, 178, 181
- MPI_Reduce, 180, 182, 186, 187
- MPI_REQUEST_FREE, 55
- MPI_Request_free, 358
- MPI_Rget, 468
- MPI_Rput, 468
- MPI_Scan, 195
- MPI_Scatter, 162
- MPI_Scatterv, 162, 163
- MPI_SEND, 33–35, 42, 43, 56, 66, 111
- MPI_Send, 124, 127, 128, 134, 219, 220
- MPI_SENDRECV, 121–123
- MPI_SENDRECV_REPLACE, 311
- MPI_SSEND, 41, 56
- MPI_Test_cancelled, 358
- MPI_TYPE_COMMIT, 109, 121–123, 421, 631, 632
- MPI_Type_commit, 124, 127, 128, 134, 153–157, 163, 195
- MPI_TYPE_CONTIGUOUS, 86, 104, 111, 113
- MPI_Type_contiguous, 153
- MPI_TYPE_CREATE_DARRAY, 101
- MPI_TYPE_CREATE_HVECTOR, 121, 123
- MPI_Type_create_hvector, 124, 127
- MPI_TYPE_CREATE_INDEXED_BLOCK, 421
- MPI_TYPE_CREATE_RESIZED, 631, 632
- MPI_TYPE_CREATE_STRUCT, 93, 104, 123, 631, 632
- MPI_Type_create_struct, 124, 127, 128, 134, 156, 157, 195
- MPI_TYPE_CREATE_SUBARRAY, 553
- MPI_TYPE_EXTENT, 421
- MPI_TYPE_FREE, 421
- MPI_Type_get_contents, 129
- MPI_Type_get_envelope, 129
- MPI_TYPE_GET_EXTENT, 121, 123, 422, 425
- MPI_Type_get_extent, 124
- MPI_TYPE_INDEXED, 89, 122
- MPI_Type_indexed, 124, 127
- MPI_TYPE_VECTOR, 87, 121, 123
- MPI_Type_vector, 154, 155, 157, 163
- MPI_Unpack, 134, 136
- MPI_User_function, 187
- MPI_WAIT, 54–56, 62, 63, 515
- MPI_Wait, 217–220
- MPI_Waitall, 220, 468
- MPI_WAITANY, 62
- MPI_Waitany, 468
- MPI_WAIT SOME, 63
- MPI_Win_attach, 469

- 1 MPI_Win_complete, [442](#), [459](#), [465](#)
- 2 MPI_WIN_CREATE, [421](#), [422](#), [425](#)
- 3 MPI_Win_create_dynamic, [469](#)
- 4 MPI_Win_detach, [469](#)
- 5 MPI_WIN_FENCE, [421](#), [422](#), [425](#)
- 6 MPI_Win_fence, [464](#)
- 7 MPI_Win_flush, [458](#), [466–469](#)
- 8 MPI_Win_flush_all, [467](#)
- 9 MPI_Win_flush_local, [457](#)
- 10 MPI_WIN_FREE, [422](#), [425](#)
- 11 MPI_Win_lock, [447](#), [456–459](#)
- 12 MPI_Win_lock_all, [468](#), [469](#)
- 13 MPI_Win_post, [459](#), [465](#)
- 14 MPI_Win_start, [442](#), [459](#), [465](#)
- 15 MPI_Win_sync, [457](#), [458](#), [466–468](#)
- 16 MPI_Win_unlock, [447](#), [456–459](#)
- 17 MPI_Win_unlock_all, [468](#), [469](#)
- 18 MPI_Win_wait, [459](#), [465](#)
- 19 mpiexec, [356](#), [363](#)
- 20 Neighborhood collective communication, [329](#)
- 21 No Matching of Blocking and Nonblocking
collective operations, [219](#)
- 22 Non-deterministic program with MPI_Bcast,
[216](#)
- 23 Non-overtaking messages, [41](#)
- 24 Nonblocking operations, [54](#), [55](#)
- 25 message ordering, [56](#)
- 26 progress, [56](#)
- 27 Overlapping Communicators, [220](#)
- 28
- 29 Pipelining nonblocking collective operations,
[220](#)
- 30 Profiling interface, [560](#)
- 31 Progression of nonblocking collective
operations, [219](#)
- 32
- 33
- 34 Reading the value of a control variable in the
MPI tool information interface, [574](#)
- 35
- 36 Threads and MPI, [483](#)
- 37 Topologies, [329](#)
- 38 Typemap, [85–87](#), [89](#), [93](#), [101](#)
- 39
- 40 Using MPI_T_CVAR_GET_INFO to list all
names of control variables., [571](#)
- 41
- 42 Virtual topologies, [329](#)
- 43
- 44
- 45
- 46
- 47
- 48

MPI Constant and Predefined Handle Index

This index lists predefined MPI constants and handles.

MPI::_LONG_LONG, 788
MPI::BOOL, 787
MPI::COMPLEX, 787
MPI::DOUBLE_COMPLEX, 787
MPI::F_COMPLEX16, 788
MPI::F_COMPLEX32, 788
MPI::F_COMPLEX4, 788
MPI::F_COMPLEX8, 788
MPI::INTEGER16, 788
MPI::LONG_DOUBLE_COMPLEX, 787
MPI::LONG_LONG, 788
MPI::REAL16, 788
MPI_2DOUBLE_PRECISION, 180, 669
MPI_2INT, 180, 669
MPI_2INTEGER, 180, 669
MPI_2REAL, 180, 669
MPI_ADDRESS_KIND, 15, 16, 16, 26, 267, 627, 656, 666
MPI_AINT, 25, 27, 177, 411, 667, 668, 793–795
MPI_ALIASED, 237
MPI_ANY_SOURCE, 28, 29, 41, 51, 52, 64, 65, 67–69, 76, 79, 80, 288, 335, 665
MPI_ANY_TAG, 15, 28, 29, 31, 51, 52, 64, 65, 67–71, 76, 79–81, 665, 790
MPI_APPNUM, 396, 397, 672
MPI_ARGV_NULL, 16, 376, 377, 626, 674
MPI_ARGVS_NULL, 16, 381, 626, 674
MPI_ASYNC_PROTECTS_NONBLOCKING, 15, 600, 601, 603, 605, 606, 615, 617, 637, 665, 792
MPI_BAND, 176, 177, 670
MPI_BOR, 176, 177, 670
MPI_BOTTOM, 10, 16, 32, 101, 114, 115, 145, 298, 300, 378, 411, 414, 602, 604, 611, 626, 631, 633–636, 638–640, 642, 653, 654, 660, 665, 799
MPI_BSEND_OVERHEAD, 46, 665
MPI_BXOR, 176, 177, 670
MPI_BYTE, 25, 26, 33, 34, 36, 137, 177, 490, 532, 544, 660, 667, 668, 796
MPI_C_BOOL, 26, 177, 667, 788, 793–795
MPI_C_COMPLEX, 26, 177, 667, 787, 793–795
MPI_C_DOUBLE_COMPLEX, 26, 177, 667, 793–795
MPI_C_FLOAT_COMPLEX, 177, 667, 793–795
MPI_C_LONG_DOUBLE_COMPLEX, 26, 177, 667, 793–795
MPI_CART, 302, 671
MPI_CHAR, 26, 36, 93, 178, 179, 567, 667, 793
MPI_CHARACTER, 25, 34–36, 178, 179, 668
MPI_COMBINER_CONTIGUOUS, 116, 119, 673
MPI_COMBINER_DARRAY, 116, 121, 673
MPI_COMBINER_DUP, 116, 119, 673
MPI_COMBINER_F90_COMPLEX, 116, 121, 673
MPI_COMBINER_F90_INTEGER, 116, 121, 673
MPI_COMBINER_F90_REAL, 116, 121, 673
MPI_COMBINER_HINDEXED, 18, 116, 120, 673
MPI_COMBINER_HINDEXED_BLOCK, 116, 120, 673, 789
MPI_COMBINER_HINDEXED_INTEGER, 18, 598, 788
MPI_COMBINER_HVECTOR, 18, 116, 120, 673
MPI_COMBINER_HVECTOR_INTEGER, 18, 598, 788
MPI_COMBINER_INDEXED, 116, 120, 673
MPI_COMBINER_INDEXED_BLOCK, 116, 120, 673
MPI_COMBINER_NAMED, 116, 117, 119, 673
MPI_COMBINER_RESIZED, 116, 121, 673
MPI_COMBINER_STRUCT, 18, 116, 120, 673
MPI_COMBINER_STRUCT_INTEGER, 18, 598, 788

- 1 MPI_COMBINER_SUBARRAY, 116, 121, 673
 2 MPI_COMBINER_VECTOR, 116, 120, 673
 3 MPI_COMM_DUP_FN, 18, 270, 609, 671, 792
 4 MPI_COMM_NULL, 227, 240, 241, 243,
 5 245–247, 249, 284, 292, 294, 379,
 6 398–400, 670, 797
 7 MPI_COMM_NULL_COPY_FN, 18, 270, 602,
 8 654, 671, 792
 9 MPI_COMM_NULL_DELETE_FN, 18, 271,
 10 671
 11 MPI_COMM_PARENT, 284
 12 MPI_COMM_SELF, 227, 243, 267, 284, 360,
 13 361, 398, 492, 669, 795
 14 MPI_COMM_TYPE_SHARED, 249, 669, 790
 15 MPI_COMM_WORLD, 15, 22, 27, 28, 227,
 16 229, 236, 237, 254, 262, 284, 293,
 17 334–336, 340, 342, 351, 357, 359, 360,
 18 362, 371, 372, 374, 375, 379, 381,
 19 395–398, 486, 530, 550, 551, 573, 580,
 20 648, 659, 669, 798
 21 MPI_COMPLEX, 25, 177, 534, 618, 668
 22 MPI_COMPLEX16, 177, 668
 23 MPI_COMPLEX32, 177, 668
 24 MPI_COMPLEX4, 177, 668
 25 MPI_COMPLEX8, 177, 668
 26 MPI_CONGRUENT, 237, 261, 669
 27 MPI_CONVERSION_FN_NULL, 539, 671
 28 MPI_COUNT, 25, 27, 177, 567, 667, 668, 789
 29 MPI_COUNT_KIND, 15, 26, 666
 30 MPI_CXX_BOOL, 27, 177, 668, 787
 31 MPI_CXX_DOUBLE_COMPLEX, 27, 177,
 32 668, 787
 33 MPI_CXX_FLOAT_COMPLEX, 27, 177, 668,
 34 787
 35 MPI_CXX_LONG_DOUBLE_COMPLEX, 27,
 36 177, 668, 787
 37 MPI_DATATYPE_NULL, 110, 670
 38 MPI_DISPLACEMENT_CURRENT, 502,
 39 674, 799
 40 MPI_DIST_GRAPH, 302, 671, 794
 41 MPI_DISTRIBUTE_BLOCK, 98, 674
 42 MPI_DISTRIBUTE_CYCLIC, 98, 674
 43 MPI_DISTRIBUTE_DFLT_DARG, 98, 674
 44 MPI_DISTRIBUTE_NONE, 98, 674
 45 MPI_DOUBLE, 26, 176, 567, 576, 577, 617,
 46 667
 47 MPI_DOUBLE_COMPLEX, 25, 177, 534, 618,
 48 668
 MPI_DOUBLE_INT, 180, 669
 MPI_DOUBLE_PRECISION, 25, 176, 618,
 668
 MPI_DUP_FN, 18, 270, 594, 672
 MPI_ERR_ACCESS, 349, 495, 551, 664
 MPI_ERR_AMODE, 349, 493, 551, 664
 MPI_ERR_ARG, 348, 663
 MPI_ERR_ASSERT, 348, 452, 664
 MPI_ERR_BAD_FILE, 349, 551, 664
 MPI_ERR_BASE, 338, 348, 452, 664
 MPI_ERR_BUFFER, 348, 663
 MPI_ERR_COMM, 348, 663
 MPI_ERR_CONVERSION, 349, 540, 551, 664
 MPI_ERR_COUNT, 348, 663
 MPI_ERR_DIMS, 348, 663
 MPI_ERR_DISP, 348, 452, 664
 MPI_ERR_DUP_DATAREP, 349, 537, 551,
 664
 MPI_ERR_ENDPOINTS, 245, 664
 MPI_ERR_FILE, 349, 551, 664
 MPI_ERR_FILE_EXISTS, 349, 551, 664
 MPI_ERR_FILE_IN_USE, 349, 495, 551, 664
 MPI_ERR_GROUP, 348, 663
 MPI_ERR_IN_STATUS, 30, 32, 53, 59, 61,
 342, 348, 477, 507, 664
 MPI_ERR_INFO, 348, 664
 MPI_ERR_INFO_KEY, 348, 366, 664
 MPI_ERR_INFO_NOKEY, 348, 367, 664
 MPI_ERR_INFO_VALUE, 348, 366, 664
 MPI_ERR_INTERN, 348, 663
 MPI_ERR_IO, 349, 551, 664
 MPI_ERR_KEYVAL, 280, 348, 664
 MPI_ERR_LASTCODE, 347, 349, 351, 352,
 590, 665
 MPI_ERR_LOCKTYPE, 348, 452, 664
 MPI_ERR_NAME, 348, 392, 664
 MPI_ERR_NO_MEM, 338, 348, 664
 MPI_ERR_NO_SPACE, 349, 551, 664
 MPI_ERR_NO_SUCH_FILE, 349, 494, 551,
 664
 MPI_ERR_NOT_SAME, 349, 551, 664
 MPI_ERR_OP, 348, 451, 663
 MPI_ERR_OTHER, 347, 348, 663
 MPI_ERR_PENDING, 59, 348, 663
 MPI_ERR_PORT, 348, 389, 664
 MPI_ERR_QUOTA, 349, 551, 664
 MPI_ERR_RANK, 348, 451, 663
 MPI_ERR_READ_ONLY, 349, 551, 664
 MPI_ERR_REQUEST, 348, 663
 MPI_ERR_RMA_ATTACH, 349, 452, 664
 MPI_ERR_RMA_CONFLICT, 348, 452, 664
 MPI_ERR_RMA_FLAVOR, 349, 409, 452, 664
 MPI_ERR_RMA_RANGE, 349, 452, 664
 MPI_ERR_RMA_SHARED, 349, 452, 664
 MPI_ERR_RMA_SYNC, 348, 452, 664
 MPI_ERR_ROOT, 348, 663
 MPI_ERR_SERVICE, 348, 391, 664
 MPI_ERR_SIZE, 348, 452, 664
 MPI_ERR_SPAWN, 348, 377, 378, 664
 MPI_ERR_TAG, 348, 663

MPI_ERR_TOPOLOGY, 348, 663	1
MPI_ERR_TRUNCATE, 348, 663	2
MPI_ERR_TYPE, 348, 663	3
MPI_ERR_UNKNOWN, 347, 348, 663	4
MPI_ERR_UNSUPPORTED_DATAREP, 349, 551, 664	5
MPI_ERR_UNSUPPORTED_OPERATION, 349, 551, 664	6
MPI_ERR_WIN, 348, 452, 664	7
MPI_ERRCODES_IGNORE, 16, 378, 626, 674	8
MPI_ERRHANDLER_NULL, 346, 670	9
MPI_ERROR, 30, 53, 197, 430, 666, 791	10
MPI_ERRORS_ARE_FATAL, 340, 341, 352, 353, 451, 550, 666	11
MPI_ERRORS_RETURN, 340, 341, 353, 550, 659, 666	12
MPI_F08_STATUS_IGNORE, 651, 675, 791	13
MPI_F08_STATUSES_IGNORE, 651, 675, 791	14
MPI_F_STATUS_IGNORE, 650, 675	15
MPI_F_STATUSES_IGNORE, 650, 675	16
MPI_FILE_NULL, 494, 550, 551, 670	17
MPI_FLOAT, 26, 93, 174, 176, 533, 667	18
MPI_FLOAT_INT, 12, 180, 669	19
MPI_GRAPH, 302, 671	20
MPI_GROUP_EMPTY, 226, 232, 240, 241, 243, 670	21
MPI_GROUP_NULL, 226, 235, 670	22
MPI_HOST, 335, 669	23
MPI_IDENT, 229, 237, 669	24
MPI_IN_PLACE, 16, 144, 171, 605, 626, 665	25
MPI_INFO_ENV, 356, 669, 790	26
MPI_INFO_NULL, 300, 370, 378, 387, 493, 494, 503, 670	27
MPI_INT, 12, 26, 84, 176, 533, 534, 567, 570, 575, 579, 617, 659, 661, 667	28
MPI_INT16_T, 26, 176, 667, 793–795	29
MPI_INT32_T, 26, 176, 667, 793–795	30
MPI_INT64_T, 26, 176, 667, 793–795	31
MPI_INT8_T, 26, 176, 667, 793–795	32
MPI_INTEGER, 25, 33, 176, 617, 618, 661, 668	33
MPI_INTEGER1, 25, 176, 668	34
MPI_INTEGER16, 176, 668	35
MPI_INTEGER2, 25, 176, 534, 668	36
MPI_INTEGER4, 25, 176, 668	37
MPI_INTEGER8, 176, 622, 668	38
MPI_INTEGER_KIND, 15, 666	39
MPI_IO, 335, 669	40
MPI_KEYVAL_INVALID, 271–273, 665	41
MPI_LAND, 176, 177, 670	42
MPI_LASTUSED_CODE, 351, 672	43
MPI_LB, 18, 598, 788	44
MPI_LOCK_EXCLUSIVE, 445, 665	45
MPI_LOCK_SHARED, 445, 446, 665	46
MPI_LOGICAL, 25, 177, 668	47
MPI_LONG, 26, 176, 667	48
MPI_LONG_DOUBLE, 26, 176, 667	
MPI_LONG_DOUBLE_INT, 180, 669	
MPI_LONG_INT, 180, 669	
MPI_LONG_LONG, 26, 176, 667, 795	
MPI_LONG_LONG_INT, 26, 176, 667, 795	
MPI_LOR, 176, 177, 670	
MPI_LXOR, 176, 177, 670	
MPI_MAX, 174, 176, 177, 194, 670	
MPI_MAX_DATAREP_STRING, 15, 504, 537, 666	
MPI_MAX_ERROR_STRING, 15, 347, 352, 666	
MPI_MAX_INFO_KEY, 15, 348, 365, 368, 666	
MPI_MAX_INFO_VAL, 15, 348, 365, 666	
MPI_MAX_LIBRARY_VERSION_STRING, 15, 334, 666, 788	
MPI_MAX_OBJECT_NAME, 15, 283–286, 666, 790, 796	
MPI_MAX_PORT_NAME, 15, 387, 666	
MPI_MAX_PROCESSOR_NAME, 15, 336, 337, 666, 797	
MPI_MAXLOC, 176, 179, 180, 183, 670	
MPI_MESSAGE_NO_PROC, 69–71, 665, 789	
MPI_MESSAGE_NULL, 69–71, 670, 789	
MPI_MIN, 176, 177, 670	
MPI_MINLOC, 176, 179, 180, 183, 670	
MPI_MODE_APPEND, 492, 493, 673	
MPI_MODE_CREATE, 492, 493, 501, 673	
MPI_MODE_DELETE_ON_CLOSE, 492–494, 673	
MPI_MODE_EXCL, 492, 493, 673	
MPI_MODE_NOCHECK, 446, 450, 451, 673	
MPI_MODE_NOPRECEDE, 440, 450, 451, 673	
MPI_MODE_NOPUT, 450, 451, 673	
MPI_MODE_NOSTORE, 450, 451, 673	
MPI_MODE_NOSUCCEED, 450, 451, 673	
MPI_MODE_RDONLY, 492, 493, 498, 673	
MPI_MODE_RDWR, 492, 493, 673	
MPI_MODE_SEQUENTIAL, 492, 493, 495, 496, 502, 507, 511, 522, 543, 673, 799	
MPI_MODE_UNIQUE_OPEN, 492, 493, 673	
MPI_MODE_WRONLY, 492, 493, 673	
MPI_NO_OP, 427, 428, 670	
MPI_NULL_COPY_FN, 18, 270, 594, 672	
MPI_NULL_DELETE_FN, 18, 271, 594, 672	
MPI_OFFSET, 25, 177, 667, 668, 793–795	
MPI_OFFSET_KIND, 15, 16, 26, 545, 627, 666	
MPI_OP_NULL, 186, 670	
MPI_ORDER_C, 14, 95, 98, 99, 674	
MPI_ORDER_FORTRAN, 14, 95, 98, 99, 674	

- 1 MPI_PACKED, 12, 25, 26, 33, 131, 133, 137,
 2 535, 660, 667, 668
 3 MPI_PROC_NULL, 24, 27, 29, 30, 65, 69–71,
 4 80, 81, 146, 148, 150, 152, 160, 162,
 5 175, 229, 311, 314, 335, 409, 417, 665,
 6 789, 796, 798
 7 MPI_PROD, 176, 177, 670
 8 MPI_REAL, 25, 33, 176, 534, 617, 618, 625,
 9 668
 10 MPI_REAL16, 177, 668
 11 MPI_REAL2, 25, 177, 668
 12 MPI_REAL4, 25, 177, 617, 622, 668
 13 MPI_REAL8, 25, 177, 617, 668, 793
 14 MPI_REPLACE, 425–428, 468, 670, 795, 798
 15 MPI_REQUEST_NULL, 52–55, 57–61, 476,
 16 670
 17 MPI_ROOT, 146, 665
 18 MPI_SEEK_CUR, 517, 523, 674
 19 MPI_SEEK_END, 517, 523, 674
 20 MPI_SEEK_SET, 517, 523, 674
 21 MPI_SHORT, 26, 176, 667
 22 MPI_SHORT_INT, 180, 669
 23 MPI_SIGNED_CHAR, 26, 176, 178, 179, 667,
 24 795
 25 MPI_SIMILAR, 229, 237, 261, 669
 26 MPI_SOURCE, 30, 197, 666, 791
 27 MPI_STATUS_IGNORE, 10, 16, 32, 475, 507,
 28 604, 626, 650, 651, 660, 674, 675, 789
 29 MPI_STATUS_SIZE, 15, 30, 606, 666, 791
 30 MPI_STATUSES_IGNORE, 14, 16, 32, 475,
 31 477, 626, 650, 651, 674, 675
 32 MPI_SUBARRAYS_SUPPORTED, 15, 600,
 33 601, 604–609, 612–615, 628, 629, 665,
 34 791
 35 MPI_SUBVERSION, 15, 334, 675
 36 MPI_SUCCESS, 19, 52, 59, 61, 270–272, 274,
 37 275, 278, 279, 347, 348, 352, 353, 378,
 38 540, 563, 581–583, 590, 591, 594, 663
 39 MPI_SUM, 176, 177, 659, 670
 40 MPI_T_BIND_MPI_COMM, 565, 676
 41 MPI_T_BIND_MPI_DATATYPE, 565, 676
 42 MPI_T_BIND_MPI_ERRHANDLER, 565,
 43 676
 44 MPI_T_BIND_MPI_FILE, 565, 676
 45 MPI_T_BIND_MPI_GROUP, 565, 676
 46 MPI_T_BIND_MPI_INFO, 565, 676
 47 MPI_T_BIND_MPI_MESSAGE, 565, 676
 48 MPI_T_BIND_MPI_OP, 565, 676
 MPI_T_BIND_MPI_REQUEST, 565, 676
 MPI_T_BIND_MPI_WIN, 565, 676
 MPI_T_BIND_NO_OBJECT, 565, 571, 573,
 579–581, 676
 MPI_T_CVAR_HANDLE_NULL, 573, 675
 MPI_T_CVAR_READ, WRITE, 591
 MPI_T_ENUM_NULL, 570, 579, 675
 MPI_T_ERR_CANNOT_INIT, 591, 665
 MPI_T_ERR_CVAR_SET_NEVER, 574, 591,
 665
 MPI_T_ERR_CVAR_SET_NOT_NOW, 574,
 591, 665
 MPI_T_ERR_INVALID_HANDLE, 591, 665
 MPI_T_ERR_INVALID_INDEX, 591, 665
 MPI_T_ERR_INVALID_ITEM, 591, 665
 MPI_T_ERR_INVALID_SESSION, 591, 665
 MPI_T_ERR_MEMORY, 591, 665
 MPI_T_ERR_NOT_INITIALIZED, 591, 665
 MPI_T_ERR_OUT_OF_HANDLES, 591, 665
 MPI_T_ERR_OUT_OF_SESSIONS, 591, 665
 MPI_T_ERR_PVAR_NO_ATOMIC, 583, 591,
 665
 MPI_T_ERR_PVAR_NO_STARTSTOP, 581,
 582, 591, 665
 MPI_T_ERR_PVAR_NO_WRITE, 583, 591,
 665
 MPI_T_PVAR_ALL_HANDLES, 581–584, 676
 MPI_T_PVAR_CLASS_AGGREGATE, 577,
 676
 MPI_T_PVAR_CLASS_COUNTER, 576, 676
 MPI_T_PVAR_CLASS_GENERIC, 577, 676
 MPI_T_PVAR_CLASS_HIGHWATERMARK,
 576, 676
 MPI_T_PVAR_CLASS_LEVEL, 576, 676
 MPI_T_PVAR_CLASS_LOWWATERMARK,
 576, 676
 MPI_T_PVAR_CLASS_PERCENTAGE, 576,
 676
 MPI_T_PVAR_CLASS_SIZE, 576, 676
 MPI_T_PVAR_CLASS_STATE, 575, 676
 MPI_T_PVAR_CLASS_TIMER, 577, 676
 MPI_T_PVAR_HANDLE_NULL, 581, 675
 MPI_T_PVAR_SESSION_NULL, 580, 675
 MPI_T_SCOPE_ALL, 571, 676
 MPI_T_SCOPE_ALL_EQ, 571, 574, 676
 MPI_T_SCOPE_CONSTANT, 571, 676
 MPI_T_SCOPE_GROUP, 571, 676
 MPI_T_SCOPE_GROUP_EQ, 571, 574, 676
 MPI_T_SCOPE_LOCAL, 571, 676
 MPI_T_SCOPE_READONLY, 571, 676
 MPI_T_VERBOSITY_MPIDEV_ALL, 564,
 675
 MPI_T_VERBOSITY_MPIDEV_BASIC, 564,
 675
 MPI_T_VERBOSITY_MPIDEV_DETAIL,
 564, 675
 MPI_T_VERBOSITY_TUNER_ALL, 564, 675
 MPI_T_VERBOSITY_TUNER_BASIC, 564,
 675

MPI_T_VERBOSITY_TUNER_DETAIL, 564, 675	1
MPI_T_VERBOSITY_USER_ALL, 564, 675	2
MPI_T_VERBOSITY_USER_BASIC, 564, 675	3
MPI_T_VERBOSITY_USER_DETAIL, 564, 675	4
MPI_TAG, 30, 197, 666, 791	5
MPI_TAG_UB, 27, 335, 655, 658, 669	6
MPI_THREAD_FUNNELED, 485, 486, 673	7
MPI_THREAD_MULTIPLE, 245, 486, 488, 673	8
MPI_THREAD_SERIALIZED, 486, 673	9
MPI_THREAD_SINGLE, 485–487, 673	10
MPI_TYPE_DUP_FN, 278, 671	11
MPI_TYPE_NULL_COPY_FN, 278, 671	12
MPI_TYPE_NULL_DELETE_FN, 278, 671, 792	13
MPI_TYPECLASS_COMPLEX, 623, 674	14
MPI_TYPECLASS_INTEGER, 623, 674	15
MPI_TYPECLASS_REAL, 623, 674	16
MPI_UB, 4, 18, 598, 788	17
MPI_UINT16_T, 26, 176, 667, 793–795	18
MPI_UINT32_T, 26, 176, 667, 793–795	19
MPI_UINT64_T, 26, 176, 667, 793–795	20
MPI_UINT8_T, 26, 176, 667, 793–795	21
MPI_UNDEFINED, 31, 58, 61, 62, 103, 106, 108, 113, 134, 228, 229, 246, 247, 302, 312, 313, 619, 665, 789, 796	22
MPI_UNEQUAL, 229, 237, 261, 669	23
MPI_UNIVERSE_SIZE, 374, 395, 396, 672	24
MPI_UNSIGNED, 26, 176, 567, 576, 577, 667	25
MPI_UNSIGNED_CHAR, 26, 176, 178, 179, 667	26
MPI_UNSIGNED_LONG, 26, 176, 567, 576, 577, 667	27
MPI_UNSIGNED_LONG_LONG, 26, 176, 567, 576, 577, 667, 795	28
MPI_UNSIGNED_SHORT, 26, 176, 667	29
MPI_UNWEIGHTED, 16, 297, 298, 300, 301, 308, 309, 626, 674, 788, 794	30
MPI_VAL, 12, 648	31
MPI_VERSION, 15, 334, 675	32
MPI_WCHAR, 26, 178, 179, 286, 534, 667, 795	33
MPI_WEIGHTS_EMPTY, 297, 298, 300, 626, 674, 788	34
MPI_WIN_BASE, 413, 414, 659, 672	35
MPI_WIN_CREATE_FLAVOR, 413, 414, 672	36
MPI_WIN_DISP_UNIT, 413, 414, 672	37
MPI_WIN_DUP_FN, 274, 671	38
MPI_WIN_FLAVOR_ALLOCATE, 414, 672	39
MPI_WIN_FLAVOR_CREATE, 414, 672	40
MPI_WIN_FLAVOR_DYNAMIC, 414, 672	41
MPI_WIN_FLAVOR_SHARED, 414, 672	42
MPI_WIN_MODEL, 413, 414, 436, 672	43
MPI_WIN_NULL, 413, 670	44
MPI_WIN_NULL_COPY_FN, 274, 671	45
MPI_WIN_NULL_DELETE_FN, 275, 671	46
MPI_WIN_SEPARATE, 414, 435, 436, 454, 672	47
MPI_WIN_SIZE, 413, 414, 672	48
MPI_WIN_UNIFIED, 414, 436, 454, 463, 672	
MPI_WTIME_IS_GLOBAL, 335, 336, 354, 655, 669	

MPI Declarations Index

This index refers to declarations needed in C[ticket281.]/C++, such as address kind integers, handles, etc. The underlined page numbers is the “main” reference (sometimes there are more than one when key concepts are discussed in multiple areas).

MPI_Aint, [16](#), [16](#), [17](#), [19](#), [25](#), [85](#), [85](#), [88](#), [90](#), [93](#),
[102](#), [106](#), [107](#), [117](#), [138](#), [139](#), [403](#), [405](#),
[407](#), [410](#), [411](#), [418](#), [420](#), [424](#), [426](#),
[428–433](#), [534](#), [537](#), [627](#), [655](#), [677](#)

MPI_Comm, [12](#), [24](#), [230](#), [235–240](#), [243](#), [245](#),
[248](#), [249](#), [250](#), [251](#), [260](#), [261](#), [263](#), [269](#),
[272](#), [273](#), [669](#), [670](#), [677](#)

MPI_Comm_create_endpoints, [244](#)

MPI_Count, [17](#), [17](#), [25](#), [677](#), [789](#)

MPI_Datatype, [85](#), [635](#), [667–670](#), [677](#)

MPI_ERR_... , [347](#)

MPI_Errhandler, [341](#), [342–346](#), [649](#), [666](#), [670](#),
[677](#)

MPI_F08_status, [651](#), [675](#), [677](#), [791](#)

MPI_File, [345](#), [346](#), [353](#), [491](#), [493](#), [495–497](#),
[499](#), [501](#), [504](#), [507–523](#), [525–530](#), [534](#),
[542](#), [543](#), [649](#), [670](#), [677](#)

MPI_Fint, [648](#), [648](#), [675](#), [677](#), [795](#)

MPI_Group, [228](#), [228–235](#), [240](#), [261](#), [415](#), [441](#),
[442](#), [497](#), [648](#), [649](#), [670](#), [677](#)

MPI_Info, [337](#), [365](#), [365–369](#), [374](#), [377](#), [380](#),
[386](#), [388–392](#), [415](#), [416](#), [491](#), [494](#), [499](#),
[501](#), [649](#), [669](#), [670](#), [677](#), [798](#)

MPI_Message, [68](#), [649](#), [665](#), [670](#), [677](#), [789](#)

MPI_Offset, [16](#), [16](#), [17](#), [19](#), [25](#), [495](#), [496](#), [501](#),
[504](#), [507–511](#), [516](#), [517](#), [522](#), [523](#), [525](#),
[526](#), [538](#), [545](#), [545](#), [647](#), [677](#)

MPI_Op, [174](#), [183](#), [185](#), [187](#), [189–191](#), [193](#),
[194](#), [209–214](#), [424](#), [426](#), [428](#), [432](#), [433](#),
[649](#), [670](#), [677](#)

MPI_Request, [49–51](#), [53](#), [54](#), [55](#), [57–61](#), [64](#), [71](#),
[74–77](#), [474](#), [477](#), [510](#), [511](#), [515](#), [516](#),
[519](#), [520](#), [628](#), [649](#), [670](#), [677](#)

MPI_Status, [28](#), [30–32](#), [53](#), [54](#), [57–61](#), [64](#), [65](#),
[68–70](#), [72](#), [79](#), [80](#), [112](#), [113](#), [474](#), [480](#),
[481](#), [507–509](#), [512–514](#), [518](#), [519](#), [521](#),
[522](#), [525–530](#), [603](#), [650–652](#), [674](#), [677](#),
[789](#), [791](#)

MPI_T_cvar_handle, [572](#), [572–574](#), [675](#)

MPI_T_enum, [567](#), [567](#), [568](#), [570](#), [578](#), [675](#)

MPI_T_ERR_... , [590](#)

MPI_T_pvar_handle, [580](#), [580–583](#), [675](#)

MPI_T_pvar_session, [579](#), [579–583](#), [675](#)

MPI_Win, [275–277](#), [286](#), [343](#), [344](#), [353](#), [403](#),
[405](#), [407](#), [410](#), [413](#), [415](#), [416](#), [418](#), [420](#),
[424](#), [426](#), [428–433](#), [439](#), [441–443](#), [445](#),
[446](#), [448](#), [449](#), [649](#), [670](#), [677](#)

MPI Callback Function Prototype Index

This index lists the C typedef names for callback routines, such as those used with attribute caching or user-defined reduction operations. [ticket281.][C++ names for these typedefs and]Fortran example prototypes are given near the text of the C name.

MPI_Comm_copy_attr_function, 18, 19, 269,
602, 671, 678
MPI_Comm_delete_attr_function, 18, 269,
671, 678
MPI_Comm_errhandler_fn, 596, 794
MPI_Comm_errhandler_function, 18, 342, 596,
598, 678, 794
MPI_Copy_function, 18, 593, 672, 683
MPI_Datarep_conversion_function, 538, 671,
678
MPI_Datarep_extent_function, 537, 678
MPI_Delete_function, 18, 594, 672, 683
MPI_File_errhandler_fn, 596, 794
MPI_File_errhandler_function, 345, 596, 678,
794
MPI_Grequest_cancel_function, 476, 678
MPI_Grequest_free_function, 475, 678
MPI_Grequest_query_function, 475, 678
MPI_Handler_function, 18, 598, 788
MPI_Type_copy_attr_function, 278, 671, 678
MPI_Type_delete_attr_function, 278, 671,
678, 792
MPI_User_function, 183, 187, 678
MPI_Win_copy_attr_function, 275, 671, 678
MPI_Win_delete_attr_function, 275, 671, 678
MPI_Win_errhandler_fn, 596, 794
MPI_Win_errhandler_function, 343, 596, 678,
794

1
2
3
4
5
6
7
8
9
10
11
12
13
14
15
16
17
18
19
20
21
22
23
24
25
26
27
28
29
30
31
32
33
34
35
36
37
38
39
40
41
42
43
44
45
46
47
48

MPI Function Index

The underlined page numbers refer to the function definitions.

- MPI_ABORT, 184, 340, 357, 360, 398, 567, 648, 798
- MPI_ACCUMULATE, 401, 416, 424, 425, 427, 433, 436, 460, 466, 468, 795, 798
- MPI_ADD_ERROR_CLASS, 350, 351
- MPI_ADD_ERROR_CODE, 351
- MPI_ADD_ERROR_STRING, 352, 352
- MPI_ADDRESS, 18, 597, 611, 788
- MPI_ALLGATHER, 141, 145, 146, 165, 165–168, 204
- MPI_ALLGATHERV, 141, 145, 146, 166, 167, 205
- MPI_ALLOC_MEM, 337, 338, 339, 348, 404–409, 412, 419, 447, 609, 612–614, 626, 792
- MPI_ALLOC_MEM_CPTR, 338, 609
- MPI_ALLREDUCE, 141, 144–146, 176, 183, 187, 188, 210, 796
- MPI_ALLTOALL, 141, 145, 146, 168, 168–171, 206, 793
- MPI_ALLTOALLV, 141, 145, 146, 170, 170, 171, 173, 207, 793
- MPI_ALLTOALLW, 141, 145, 146, 172, 173, 209, 793
- MPI_ATTR_DELETE, 18, 280, 594, 595
- MPI_ATTR_GET, 18, 280, 595, 655, 656
- MPI_ATTR_PUT, 18, 280, 595, 655, 656, 658, 659
- MPI_BARRIER, 141, 145, 147, 147, 148, 198, 457–459, 547
- MPI_BCAST, 141, 145, 148, 148, 149, 175, 199, 218
- MPI_BSEND, 38, 46
- MPI_BSEND_INIT, 74, 77
- MPI_BUFFER_ATTACH, 44, 53
- MPI_BUFFER_DETACH, 45, 791
- MPI_CANCEL, 41, 53, 64, 71, 71–73, 197, 358, 430, 473, 476, 477
- MPI_CART_COORDS, 291, 305, 305, 797
- MPI_CART_CREATE, 259, 290, 291, 292, 292–294, 304, 312–314, 627, 796
- MPI_CART_GET, 291, 304, 304, 797
- MPI_CART_MAP, 291, 312, 313, 790
- MPI_CART_RANK, 291, 305, 305, 797
- MPI_CART_SHIFT, 291, 310, 310, 311, 314, 797
- MPI_CART_SUB, 291, 311, 312, 313, 797
- MPI_CARTDIM_GET, 291, 304, 304, 797
- MPI_CLOSE_PORT, 387, 387, 391
- MPI_COMM_ACCEPT, 386, 388, 388, 389, 396, 397
- MPI_COMM_C2F, 648
- MPI_COMM_CALL_ERRHANDLER, 352, 354
- MPI_COMM_COMPARE, 237, 261
- MPI_COMM_CONNECT, 348, 389, 389, 396, 397
- MPI_COMM_CREATE, 235, 237, 240, 240–244, 246, 247, 291, 794
- MPI_COMM_CREATE_ENDPOINTS, 244, 244, 245
- MPI_COMM_CREATE_ERRHANDLER, 18, 341, 341, 342, 597, 680, 682, 792
- MPI_COMM_CREATE_GROUP, 237, 243, 243, 244, 246, 790
- MPI_COMM_CREATE_KEYVAL, 18, 267, 269, 270, 271, 280, 593, 654, 655, 679, 681, 792, 796
- MPI_COMM_DELETE_ATTR, 18, 267, 271, 272, 273, 280, 595
- MPI_COMM_DISCONNECT, 280, 379, 397, 398, 398
- MPI_COMM_DUP, 230, 235, 237, 238, 238, 239, 241, 249, 250, 262, 264, 268, 270, 274, 280, 288, 593, 790
- MPI_COMM_DUP_FN, 18, 270, 270, 271, 609, 671, 792
- MPI_COMM_DUP_WITH_INFO, 237, 239, 239, 250, 789
- MPI_COMM_F2C, 648
- MPI_COMM_FREE, 235, 238, 249, 250, 262, 264, 271, 272, 274, 280, 357, 360, 379, 397, 398, 594

- MPI_COMM_FREE_KEYVAL, [18](#), [267](#), [271](#),
[280](#), [594](#)
 MPI_COMM_GET_ATTR, [18](#), [267](#), [272](#), [273](#),
[280](#), [334](#), [595](#), [655](#), [656](#), [658](#)
 MPI_COMM_GET_ERRHANDLER, [18](#), [341](#),
[343](#), [597](#), [797](#)
 MPI_COMM_GET_INFO, [251](#), [251](#), [790](#)
 MPI_COMM_GET_NAME, [283](#), [284](#), [284](#),
[285](#), [796](#)
 MPI_COMM_GET_PARENT, [284](#), [375](#), [378](#),
[378](#), [379](#)
 MPI_COMM_GROUP, [14](#), [227](#), [230](#), [230](#), [235](#),
[236](#), [261](#), [341](#), [798](#)
 MPI_COMM_IDUP, [235](#), [237](#), [239](#), [239](#), [240](#),
[249](#), [250](#), [259](#), [268](#), [270](#), [274](#), [280](#), [790](#)
 MPI_COMM_JOIN, [399](#), [399](#), [400](#)
 MPI_COMM_KEYVAL_CREATE, [609](#)
 MPI_COMM_NULL_COPY_FN, [18](#), [270](#), [270](#),
[271](#), [602](#), [654](#), [671](#), [792](#)
 MPI_COMM_NULL_DELETE_FN, [18](#), [271](#),
[271](#), [671](#)
 MPI_COMM_RANK, [236](#), [236](#), [261](#), [609](#)
 MPI_COMM_REMOTE_GROUP, [261](#)
 MPI_COMM_REMOTE_SIZE, [261](#), [262](#)
 MPI_COMM_SET_ATTR, [18](#), [267](#), [271](#), [272](#),
[280](#), [594](#), [655](#), [656](#), [659](#)
 MPI_COMM_SET_ERRHANDLER, [18](#), [341](#),
[342](#), [597](#)
 MPI_COMM_SET_INFO, [250](#), [250](#), [789](#)
 MPI_COMM_SET_NAME, [283](#), [283](#)
 MPI_COMM_SIZE, [235](#), [236](#), [261](#)
 MPI_COMM_SPAWN, [356](#), [362](#), [363](#), [372](#), [373](#),
[374](#), [374](#), [375](#), [377–379](#), [381–383](#),
[395–397](#)
 MPI_COMM_SPAWN_MULTIPLE, [356](#), [362](#),
[372](#), [373](#), [378](#), [380](#), [381](#), [396](#), [397](#)
 MPI_COMM_SPLIT, [237](#), [240](#), [241](#), [245](#), [246](#),
[247](#), [288](#), [291](#), [292](#), [294](#), [312–314](#), [794](#)
 MPI_COMM_SPLIT_TYPE, [248](#), [250](#), [790](#)
 MPI_COMM_TEST_INTER, [259](#), [260](#)
 MPI_COMM_WORLD, [487](#)
 MPI_COMPARE_AND_SWAP, [401](#), [417](#), [429](#),
[466](#)
 MPI_CONVERSION_FN_NULL, [539](#), [671](#)
 MPI_DIMS_CREATE, [291](#), [293](#), [293](#)
 MPI_DIST_GRAPH_CREATE, [250](#), [290](#), [291](#),
[296](#), [298](#), [299](#), [301](#), [309](#), [310](#), [314](#), [794](#)
 MPI_DIST_GRAPH_CREATE_ADJACENT,
[250](#), [290](#), [291](#), [296](#), [296](#), [297](#), [301](#), [309](#),
[314](#), [790](#), [794](#)
 MPI_DIST_GRAPH_NEIGHBOR_COUNT,
[310](#)
 MPI_DIST_GRAPH_NEIGHBORS, [291](#), [308](#),
[309](#), [309](#), [314](#), [790](#), [794](#)
 MPI_DIST_GRAPH_NEIGHBORS_COUNT, [1](#)
[291](#), [308](#), [308](#), [309](#), [788](#), [794](#)
 MPI_DUP_FN, [18](#), [270](#), [594](#), [672](#)
 MPI_ERRHANDLER_C2F, [649](#)
 MPI_ERRHANDLER_CREATE, [18](#), [597](#), [788](#),
[792](#)
 MPI_ERRHANDLER_F2C, [649](#)
 MPI_ERRHANDLER_FREE, [341](#), [346](#), [357](#),
[797](#)
 MPI_ERRHANDLER_GET, [18](#), [597](#), [788](#), [798](#)
 MPI_ERRHANDLER_SET, [18](#), [597](#), [788](#)
 MPI_ERROR_CLASS, [347](#), [347](#), [350](#), [590](#)
 MPI_ERROR_STRING, [346](#), [347](#), [350](#), [352](#)
 MPI_EXSCAN, [142](#), [145](#), [176](#), [183](#), [194](#), [194](#),
[214](#), [794](#)
 MPI_F_SYNC_REG, [102](#), [600](#), [616](#), [616](#), [617](#),
[636](#), [638](#), [639](#), [641](#), [792](#)
 MPI_FETCH_AND_OP, [401](#), [416](#), [425](#), [427](#),
[428](#)
 MPI_FILE_C2F, [649](#)
 MPI_FILE_CALL_ERRHANDLER, [353](#), [354](#)
 MPI_FILE_CLOSE, [398](#), [491](#), [492](#), [493](#), [494](#)
 MPI_FILE_CREATE_ERRHANDLER, [341](#),
[345](#), [346](#), [680](#), [682](#), [792](#)
 MPI_FILE_DELETE, [493](#), [494](#), [494](#), [498](#), [501](#),
[550](#)
 MPI_FILE_F2C, [649](#)
 MPI_FILE_GET_AMODE, [497](#), [497](#)
 MPI_FILE_GET_ATOMICITY, [543](#), [543](#)
 MPI_FILE_GET_BYTE_OFFSET, [511](#), [517](#),
[517](#), [518](#), [523](#)
 MPI_FILE_GET_ERRHANDLER, [341](#), [346](#),
[550](#), [797](#)
 MPI_FILE_GET_GROUP, [497](#), [497](#)
 MPI_FILE_GET_INFO, [499](#), [499](#), [501](#), [799](#)
 MPI_FILE_GET_POSITION, [517](#), [517](#)
 MPI_FILE_GET_POSITION_SHARED, [522](#),
[523](#), [523](#), [543](#)
 MPI_FILE_GET_SIZE, [496](#), [497](#), [546](#)
 MPI_FILE_GET_TYPE_EXTENT, [533](#), [534](#),
[540](#)
 MPI_FILE_GET_VIEW, [504](#), [504](#)
 MPI_FILE_IXXX, [506](#)
 MPI_FILE_IREAD, [505](#), [515](#), [515](#), [523](#), [541](#)
 MPI_FILE_IREAD_AT, [505](#), [510](#), [510](#)
 MPI_FILE_IREAD_SHARED, [505](#), [519](#), [520](#)
 MPI_FILE_IWRITE, [505](#), [516](#), [516](#)
 MPI_FILE_IWRITE_AT, [505](#), [511](#), [511](#)
 MPI_FILE_IWRITE_SHARED, [505](#), [520](#), [520](#)
 MPI_FILE_OPEN, [349](#), [484](#), [491](#), [491–493](#),
[498](#), [500–502](#), [518](#), [545](#), [550](#), [551](#)
 MPI_FILE_PREALLOCATE, [495](#), [496](#), [496](#),
[541](#), [545](#), [546](#)

- 1 MPI_FILE_READ, [504](#), [505](#), [512](#), [512](#), [513](#),
2 [515](#), [545](#), [546](#)
- 3 MPI_FILE_READ_ALL, [505](#), [513](#), [513](#), [524](#),
4 [525](#)
- 5 MPI_FILE_READ_ALL_BEGIN, [505](#), [524](#),
6 [525](#), [527](#), [541](#), [641](#)
- 7 MPI_FILE_READ_ALL_END, [505](#), [524](#), [525](#),
8 [527](#), [541](#), [641](#)
- 9 MPI_FILE_READ_AT, [505](#), [507](#), [508](#), [510](#)
- 10 MPI_FILE_READ_AT_ALL, [505](#), [508](#), [508](#)
- 11 MPI_FILE_READ_AT_ALL_BEGIN, [505](#),
12 [525](#), [641](#)
- 13 MPI_FILE_READ_AT_ALL_END, [505](#), [525](#),
14 [641](#)
- 15 MPI_FILE_READ_ORDERED, [505](#), [521](#), [521](#)
- 16 MPI_FILE_READ_ORDERED_BEGIN, [505](#),
17 [529](#), [641](#)
- 18 MPI_FILE_READ_ORDERED_END, [505](#),
19 [529](#), [641](#)
- 20 MPI_FILE_READ_SHARED, [505](#), [518](#),
21 [519–521](#)
- 22 MPI_FILE_SEEK, [516](#), [517](#)
- 23 MPI_FILE_SEEK_SHARED, [522](#), [522](#), [523](#),
24 [543](#)
- 25 MPI_FILE_SET_ATOMICITY, [493](#), [542](#), [542](#)
- 26 MPI_FILE_SET_ERRHANDLER, [341](#), [345](#),
27 [550](#)
- 28 MPI_FILE_SET_INFO, [498](#), [499](#), [499–501](#), [798](#)
- 29 MPI_FILE_SET_SIZE, [495](#), [495](#), [496](#), [541](#),
30 [544–546](#)
- 31 MPI_FILE_SET_VIEW, [96](#), [349](#), [492](#), [498](#),
32 [500](#), [501](#), [501–503](#), [517](#), [523](#), [531](#), [537](#),
33 [545](#), [551](#), [798](#), [799](#)
- 34 MPI_FILE_SYNC, [494](#), [505](#), [541](#), [542](#), [543](#),
35 [543](#), [548](#)
- 36 MPI_FILE_WRITE, [504](#), [505](#), [513](#), [514](#), [516](#),
37 [545](#)
- 38 MPI_FILE_WRITE_ALL, [505](#), [514](#), [514](#)
- 39 MPI_FILE_WRITE_ALL_BEGIN, [505](#), [528](#),
40 [628](#), [641](#)
- 41 MPI_FILE_WRITE_ALL_END, [505](#), [528](#), [641](#)
- 42 MPI_FILE_WRITE_AT, [505](#), [509](#), [509–511](#)
- 43 MPI_FILE_WRITE_AT_ALL, [505](#), [509](#), [510](#)
- 44 MPI_FILE_WRITE_AT_ALL_BEGIN, [505](#),
45 [526](#), [606](#), [641](#)
- 46 MPI_FILE_WRITE_AT_ALL_END, [505](#), [526](#),
47 [641](#)
- 48 MPI_FILE_WRITE_ORDERED, [505](#), [521](#),
[522](#), [522](#)
- MPI_FILE_WRITE_ORDERED_BEGIN,
[505](#), [529](#), [641](#)
- MPI_FILE_WRITE_ORDERED_END, [505](#),
[530](#), [641](#)
- MPI_FILE_WRITE_SHARED, [505](#), [519](#),
[519–522](#)
- MPI_FINALIZE, [15](#), [21](#), [334](#), [335](#), [357](#),
[357–361](#), [398](#), [483](#), [492](#), [563](#), [572](#), [584](#),
[586](#), [648](#), [650](#), [651](#), [790](#), [798](#)
- MPI_FINALIZED, [355](#), [359](#), [361](#), [361](#), [488](#), [648](#)
- MPI_FREE_MEM, [338](#), [338](#), [348](#), [406](#), [407](#),
[609](#)
- MPI_GATHER, [141](#), [144–146](#), [149](#), [151](#), [152](#),
[159](#), [160](#), [165](#), [175](#), [201](#)
- MPI_GATHERV, [141](#), [145](#), [146](#), [151](#), [151–153](#),
[161](#), [167](#), [202](#)
- MPI_GET, [401](#), [416](#), [420](#), [421](#), [427](#), [432](#), [436](#),
[457](#), [459](#), [460](#), [639](#), [798](#)
- MPI_GET_ACCUMULATE, [401](#), [416](#), [425](#),
[426](#), [427](#), [434](#), [460](#), [466](#)
- MPI_GET_ADDRESS, [18](#), [85](#), [101](#), [102](#), [102](#),
[114](#), [411](#), [597](#), [609](#), [611](#), [630](#), [635](#), [636](#),
[653](#), [654](#)
- MPI_GET_COUNT, [31](#), [31](#), [32](#), [52](#), [113](#), [114](#),
[430](#), [481](#), [507](#), [789](#), [796](#)
- MPI_GET_ELEMENTS, [52](#), [112](#), [112–114](#),
[481](#), [482](#), [507](#), [789](#)
- MPI_GET_ELEMENTS_X, [52](#), [112](#), [113](#), [113](#),
[114](#), [481](#), [507](#), [789](#)
- MPI_GET_LIBRARY_VERSION, [334](#), [334](#),
[355](#), [359](#), [788](#)
- MPI_GET_PROCESSOR_NAME, [336](#), [336](#),
[337](#), [797](#)
- MPI_GET_VERSION, [333](#), [334](#), [355](#), [359](#), [488](#),
[615](#)
- MPI_GRAPH_CREATE, [290](#), [291](#), [294](#), [294](#),
[296](#), [300](#), [303](#), [306](#), [307](#), [313](#), [314](#), [796](#),
[797](#)
- MPI_GRAPH_GET, [291](#), [303](#), [303](#)
- MPI_GRAPH_MAP, [291](#), [313](#), [314](#)
- MPI_GRAPH_NEIGHBORS, [291](#), [306](#), [306](#),
[307](#), [314](#), [794](#)
- MPI_GRAPH_NEIGHBORS_COUNT, [291](#),
[306](#), [306](#), [307](#), [794](#)
- MPI_GRAPHDIMS_GET, [291](#), [303](#), [303](#)
- MPI_GREQUEST_COMPLETE, [474–476](#),
[477](#), [477](#)
- MPI_GREQUEST_START, [474](#), [474](#), [680](#), [682](#),
[795](#)
- MPI_GROUP_C2F, [649](#)
- MPI_GROUP_COMPARE, [229](#), [232](#)
- MPI_GROUP_DIFFERENCE, [231](#)
- MPI_GROUP_EXCL, [232](#), [233](#), [234](#)
- MPI_GROUP_F2C, [649](#)
- MPI_GROUP_FREE, [235](#), [235](#), [236](#), [341](#), [357](#),
[798](#)
- MPI_GROUP_INCL, [232](#), [232](#), [234](#)
- MPI_GROUP_INTERSECTION, [231](#)

- MPI_GROUP_RANGE_EXCL, [234](#), [234](#)
 MPI_GROUP_RANGE_INCL, [233](#), [234](#)
 MPI_GROUP_RANK, [228](#), [236](#)
 MPI_GROUP_SIZE, [228](#), [236](#)
 MPI_GROUP_TRANSLATE_RANKS, [229](#),
 [229](#), [796](#)
 MPI_GROUP_UNION, [230](#)
 MPI_IALLGATHER, [141](#), [145](#), [146](#), [204](#)
 MPI_IALLGATHERV, [141](#), [145](#), [146](#), [205](#)
 MPI_IALLREDUCE, [141](#), [145](#), [146](#), [210](#)
 MPI_IALLTOALL, [141](#), [145](#), [146](#), [206](#)
 MPI_IALLTOALLV, [141](#), [145](#), [146](#), [207](#)
 MPI_IALLTOALLW, [141](#), [145](#), [146](#), [208](#)
 MPI_IBARRIER, [141](#), [145](#), [197](#), [198](#), [198](#), [199](#),
 [218](#)
 MPI_IBCAST, [141](#), [145](#), [199](#), [199](#), [222](#)
 MPI_IBSEND, [49](#), [53](#), [77](#)
 MPI_IEXSCAN, [142](#), [145](#), [214](#)
 MPI_IGATHER, [141](#), [145](#), [146](#), [200](#)
 MPI_IGATHERV, [141](#), [145](#), [146](#), [201](#)
 MPI_IMPROBE, [64](#), [67](#), [68](#), [68](#), [69](#), [71](#), [484](#),
 [789](#)
 MPI_IMRECV, [67–69](#), [71](#), [71](#), [789](#)
 MPI_INEIGHBOR_ALLGATHER, [292](#), [324](#),
 [790](#)
 MPI_INEIGHBOR_ALLGATHERV, [292](#), [325](#),
 [790](#)
 MPI_INEIGHBOR_ALLTOALL, [292](#), [326](#), [790](#)
 MPI_INEIGHBOR_ALLTOALLV, [292](#), [327](#),
 [790](#)
 MPI_INEIGHBOR_ALLTOALLW, [292](#), [328](#),
 [790](#)
 MPI_INFO_C2F, [649](#)
 MPI_INFO_CREATE, [366](#), [366](#)
 MPI_INFO_DELETE, [348](#), [367](#), [367](#), [369](#)
 MPI_INFO_DUP, [369](#), [369](#)
 MPI_INFO_F2C, [649](#)
 MPI_INFO_FREE, [251](#), [357](#), [369](#), [416](#), [499](#)
 MPI_INFO_GET, [365](#), [367](#), [798](#)
 MPI_INFO_GET_NKEYS, [365](#), [368](#), [368](#), [369](#),
 [798](#)
 MPI_INFO_GET_NTHKEY, [365](#), [369](#), [798](#)
 MPI_INFO_GET_VALUELEN, [365](#), [368](#), [798](#)
 MPI_INFO_SET, [366](#), [366](#), [367](#), [369](#)
 MPI_INIT, [15](#), [21](#), [227](#), [334](#), [335](#), [355](#), [355](#), [359](#),
 [361](#), [375–377](#), [379](#), [395](#), [396](#), [485](#), [486](#),
 [488](#), [559](#), [563](#), [566](#), [567](#), [572](#), [584](#), [590](#),
 [647](#), [648](#), [650](#), [651](#), [789](#), [790](#), [793](#), [795](#)
 MPI_INIT_THREAD, [227](#), [355](#), [361](#), [485](#),
 [486–488](#), [566](#), [590](#), [647](#), [789](#), [790](#), [795](#)
 MPI_INITIALIZED, [355](#), [359](#), [359](#), [361](#), [488](#),
 [648](#)
 MPI_INTERCOMM_CREATE, [237](#), [243](#), [262](#),
 [263](#), [264](#), [790](#)
- MPI_INTERCOMM_MERGE, [237](#), [243](#), [259](#),
 [262](#), [263](#), [264](#), [792](#)
 MPI_IPROBE, [31](#), [64](#), [64–69](#), [71](#), [484](#), [789](#)
 MPI_Irecv, [51](#), [71](#), [629](#), [630](#), [633](#), [634](#)
 MPI_IREDUCE, [141](#), [145](#), [146](#), [209](#), [209](#)
 MPI_IREDUCE_SCATTER, [141](#), [145](#), [146](#),
 [212](#)
 MPI_IREDUCE_SCATTER_BLOCK, [141](#),
 [145](#), [146](#), [211](#)
 MPI_IRSEND, [51](#)
 MPI_IS_THREAD_MAIN, [485](#), [487](#)
 MPI_ISCAN, [142](#), [145](#), [213](#)
 MPI_ISCATTER, [141](#), [145](#), [146](#), [202](#)
 MPI_ISCATTERV, [141](#), [145](#), [146](#), [203](#)
 MPI_ISEND, [11](#), [49](#), [77](#), [609–611](#), [628](#), [629](#),
 [634](#), [635](#)
 MPI_ISSEND, [50](#)
 MPI_KEYVAL_CREATE, [18](#), [593](#), [595](#), [683](#)
 MPI_KEYVAL_FREE, [18](#), [280](#), [594](#)
 MPI_LOCK_ALL, [404](#)
 MPI_LOOKUP_NAME, [348](#), [386](#), [390](#), [392](#),
 [392](#)
 MPI_MESSAGE_C2F, [649](#), [789](#)
 MPI_MESSAGE_F2C, [649](#), [789](#)
 MPI_MPROBE, [64](#), [67](#), [68](#), [69](#), [69](#), [71](#), [484](#), [789](#)
 MPI_MRECV, [67–69](#), [70](#), [70](#), [71](#), [789](#)
 MPI_NEIGHBOR_ALLGATHER, [291](#), [315](#),
 [317](#), [318](#), [324](#), [790](#)
 MPI_NEIGHBOR_ALLGATHERV, [291](#), [317](#),
 [325](#), [790](#)
 MPI_NEIGHBOR_ALLTOALL, [291](#), [319](#), [320](#),
 [326](#), [790](#)
 MPI_NEIGHBOR_ALLTOALLV, [292](#), [320](#),
 [327](#), [790](#)
 MPI_NEIGHBOR_ALLTOALLW, [292](#), [321](#),
 [322](#), [329](#), [790](#)
 MPI_NULL_COPY_FN, [18](#), [19](#), [270](#), [594](#), [672](#)
 MPI_NULL_DELETE_FN, [18](#), [271](#), [594](#), [672](#)
 MPI_OP_C2F, [649](#)
 MPI_OP_COMMUTATIVE, [189](#), [794](#)
 MPI_OP_CREATE, [183](#), [183](#), [185](#), [609](#), [678](#),
 [681](#), [792](#)
 MPI_OP_F2C, [649](#)
 MPI_OP_FREE, [185](#), [357](#)
 MPI_OPEN_PORT, [386](#), [386](#), [388](#), [389](#), [391](#),
 [392](#)
 MPI_PACK, [46](#), [131](#), [134](#), [137](#), [535](#), [538](#)
 MPI_PACK_EXTERNAL, [7](#), [137](#), [138](#), [622](#),
 [796](#)
 MPI_PACK_EXTERNAL_SIZE, [139](#)
 MPI_PACK_SIZE, [46](#), [134](#), [134](#), [789](#)
 MPI_PCONTROL, [558](#), [559](#), [559](#)
 MPI_PROBE, [29](#), [31](#), [32](#), [64](#), [65](#), [65–67](#), [69](#), [71](#),
 [484](#), [789](#)

- 1 MPI_PUBLISH_NAME, [386](#), [390](#), [390–392](#)
 2 MPI_PUT, [401](#), [416](#), [418](#), [420](#), [424](#), [425](#), [431](#),
 3 [436](#), [442](#), [451](#), [453](#), [458](#), [459](#), [628](#), [639](#),
 4 [798](#)
 5 MPI_QUERY_THREAD, [487](#), [488](#)
 6 MPI_RACCUMULATE, [401](#), [416](#), [417](#), [425](#),
 7 [427](#), [432](#), [433](#)
 8 MPI_RECV, [24](#), [28](#), [30–32](#), [65](#), [67](#), [68](#), [84](#), [111](#),
 9 [112](#), [132](#), [142](#), [150](#), [219](#), [482](#), [547](#), [584](#),
 10 [635](#), [636](#), [638](#), [639](#)
 11 MPI_RECV_INIT, [76](#), [77](#)
 12 MPI_REDUCE, [141](#), [145](#), [146](#), [174](#), [174–176](#),
 13 [183–185](#), [188](#), [191–194](#), [209](#), [425](#), [427](#),
 14 [428](#), [795](#)
 15 MPI_REDUCE_LOCAL, [175](#), [176](#), [183](#), [189](#),
 16 [792](#), [794](#)
 17 MPI_REDUCE_SCATTER, [141](#), [145](#), [146](#),
 18 [176](#), [183](#), [191](#), [191](#), [192](#), [212](#)
 19 MPI_REDUCE_SCATTER_BLOCK, [141](#),
 20 [145](#), [146](#), [176](#), [183](#), [190](#), [190](#), [191](#), [211](#),
 21 [794](#)
 22 MPI_REGISTER_DATAREP, [349](#), [535](#),
 23 [537–539](#), [551](#), [609](#), [681](#), [683](#)
 24 MPI_REQUEST_C2F, [649](#)
 25 MPI_REQUEST_F2C, [649](#)
 26 MPI_REQUEST_FREE, [55](#), [55](#), [72](#), [78](#), [197](#),
 27 [357](#), [430](#), [476](#), [477](#), [793](#)
 28 MPI_REQUEST_GET_STATUS, [32](#), [64](#), [64](#),
 29 [475](#), [793](#)
 30 MPI_RGET, [401](#), [416](#), [417](#), [431](#), [432](#)
 31 MPI_RGET_ACCUMULATE, [401](#), [416](#), [417](#),
 32 [425](#), [427](#), [433](#), [434](#)
 33 MPI_RPUT, [401](#), [416](#), [417](#), [430](#), [431](#)
 34 MPI_RSEND, [39](#)
 35 MPI_RSEND_INIT, [76](#)
 36 MPI_SCAN, [142](#), [145](#), [176](#), [183](#), [193](#), [193](#), [195](#),
 37 [213](#)
 38 MPI_SCATTER, [141](#), [145](#), [146](#), [159](#), [159](#), [161](#),
 39 [162](#), [191](#), [202](#)
 40 MPI_SCATTERV, [141](#), [145](#), [146](#), [161](#), [161](#),
 41 [162](#), [192](#), [203](#)
 42 MPI_SEND, [23](#), [24](#), [25](#), [32](#), [34](#), [84](#), [111](#), [131](#),
 43 [219](#), [492](#), [547](#), [560](#), [607–610](#), [635](#), [636](#),
 44 [638](#)
 45 MPI_SEND_INIT, [74](#), [77](#)
 46 MPI_SENDRECV, [79](#), [310](#)
 47 MPI_SENDRECV_REPLACE, [80](#)
 48 MPI_SIZEOF, [600](#), [623](#), [623](#)
 MPI_SSEND, [39](#)
 MPI_SSEND_INIT, [75](#)
 MPI_START, [77](#), [77](#), [78](#)
 MPI_STARTALL, [77](#), [78](#)
 MPI_STATUS_C2F, [650](#)
 MPI_STATUS_C2F08, [651](#), [791](#)
 MPI_STATUS_F082C, [651](#), [791](#)
 MPI_STATUS_F082F, [652](#), [791](#)
 MPI_STATUS_F2C, [650](#)
 MPI_STATUS_F2F08, [652](#), [791](#)
 MPI_STATUS_SET_CANCELLED, [481](#)
 MPI_STATUS_SET_ELEMENTS, [480](#), [481](#)
 MPI_STATUS_SET_ELEMENTS_X, [481](#),
[481](#), [789](#)
 MPI_T_CATEGORY_CHANGED, [589](#)
 MPI_T_CATEGORY_GET_CATEGORIES,
[589](#), [589–591](#)
 MPI_T_CATEGORY_GET_CVARS, [588](#), [588](#),
[590](#), [591](#)
 MPI_T_CATEGORY_GET_INFO, [588](#), [590](#),
[591](#)
 MPI_T_CATEGORY_GET_NUM, [587](#)
 MPI_T_CATEGORY_GET_PVARS, [589](#),
[589–591](#)
 MPI_T_CVAR_GET_INFO, [567](#), [569](#), [570](#),
[570](#), [571](#), [573](#), [574](#), [590](#), [591](#)
 MPI_T_CVAR_GET_NUM, [569](#), [573](#)
 MPI_T_CVAR_HANDLE_ALLOC, [572](#), [573](#),
[574](#), [591](#)
 MPI_T_CVAR_HANDLE_FREE, [573](#), [573](#),
[591](#)
 MPI_T_CVAR_READ, [573](#)
 MPI_T_CVAR_WRITE, [574](#)
 MPI_T_ENUM_GET_INFO, [568](#), [568](#), [591](#)
 MPI_T_ENUM_GET_ITEM, [568](#), [568](#), [591](#)
 MPI_T_FINALIZE, [566](#), [566](#), [567](#)
 MPI_T_INIT_THREAD, [565](#), [566](#), [567](#)
 MPI_T_PVAR_GET_INFO, [567](#), [577](#), [578](#),
[578](#), [580–584](#), [590](#), [591](#)
 MPI_T_PVAR_GET_NUM, [578](#), [581](#)
 MPI_T_PVAR_HANDLE_ALLOC, [580](#), [580](#),
[582](#), [583](#), [591](#)
 MPI_T_PVAR_HANDLE_FREE, [581](#), [581](#),
[591](#)
 MPI_T_PVAR_READ, [582](#), [582](#), [583](#), [591](#)
 MPI_T_PVAR_READRESET, [579](#), [583](#), [583](#),
[591](#)
 MPI_T_PVAR_RESET, [583](#), [583](#), [591](#)
 MPI_T_PVAR_SESSION_CREATE, [579](#), [591](#)
 MPI_T_PVAR_SESSION_FREE, [580](#), [591](#)
 MPI_T_PVAR_START, [581](#), [591](#)
 MPI_T_PVAR_STOP, [582](#), [591](#)
 MPI_T_PVAR_WRITE, [582](#), [583](#), [591](#)
 MPI_TEST, [11](#), [32](#), [52](#), [53](#), [54](#), [54](#), [55](#), [57](#), [58](#),
[72](#), [78](#), [357](#), [477](#), [506](#), [507](#)
 MPI_TEST_CANCELLED, [52–54](#), [72](#), [73](#), [475](#),
[482](#), [507](#)
 MPI_TESTALL, [57](#), [60](#), [60](#), [475–477](#), [480](#), [483](#)
 MPI_TESTANY, [53](#), [57](#), [58](#), [58](#), [62](#), [475–477](#),
[480](#), [483](#)

- MPI_TESTSOME, [57](#), [61](#), [62](#), [475–477](#), [480](#), [483](#)
 MPI_TOPO_TEST, [291](#), [302](#), [302](#)
 MPI_TYPE_C2F, [648](#)
 MPI_TYPE_COMMIT, [109](#), [109](#), [649](#)
 MPI_TYPE_CONTIGUOUS, [12](#), [85](#), [85](#), [87](#), [104](#), [116](#), [490](#), [533](#)
 MPI_TYPE_CREATE_DARRAY, [12](#), [31](#), [97](#), [97](#), [98](#), [116](#)
 MPI_TYPE_CREATE_F90_COMPLEX, [12](#), [116](#), [118](#), [177](#), [535](#), [600](#), [619](#), [621](#)
 MPI_TYPE_CREATE_F90_INTEGER, [12](#), [116](#), [118](#), [176](#), [535](#), [600](#), [620](#), [621](#)
 MPI_TYPE_CREATE_F90_REAL, [12](#), [116](#), [118](#), [177](#), [535](#), [600](#), [619](#), [619–621](#), [793](#)
 MPI_TYPE_CREATE_HINDEXED, [12](#), [18](#), [85](#), [90](#), [90](#), [92](#), [94](#), [116](#), [597](#)
 MPI_TYPE_CREATE_HINDEXED_BLOCK, [12](#), [85](#), [92](#), [92](#), [116](#), [789](#)
 MPI_TYPE_CREATE_HVECTOR, [12](#), [18](#), [85](#), [88](#), [88](#), [116](#), [597](#)
 MPI_TYPE_CREATE_INDEXED_BLOCK, [12](#), [91](#), [92](#), [116](#)
 MPI_TYPE_CREATE_KEYVAL, [267](#), [277](#), [280](#), [655](#), [679](#), [682](#), [796](#)
 MPI_TYPE_CREATE_RESIZED, [18](#), [85](#), [104](#), [107](#), [107](#), [116](#), [533](#), [598](#), [791](#)
 MPI_TYPE_CREATE_STRUCT, [12](#), [18](#), [85](#), [92](#), [93](#), [93](#), [94](#), [104](#), [116](#), [173](#), [597](#)
 MPI_TYPE_CREATE_SUBARRAY, [12](#), [14](#), [94](#), [96](#), [98](#), [116](#)
 MPI_TYPE_DELETE_ATTR, [267](#), [280](#), [280](#), [792](#)
 MPI_TYPE_DUP, [12](#), [110](#), [110](#), [116](#), [792](#)
 MPI_TYPE_DUP_FN, [278](#), [278](#), [671](#)
 MPI_TYPE_EXTENT, [18](#), [597](#), [788](#)
 MPI_TYPE_F2C, [648](#)
 MPI_TYPE_FREE, [110](#), [118](#), [279](#), [357](#)
 MPI_TYPE_FREE_KEYVAL, [267](#), [279](#), [280](#)
 MPI_TYPE_GET_ATTR, [267](#), [279](#), [280](#), [655](#), [792](#)
 MPI_TYPE_GET_CONTENTS, [116](#), [117](#), [117–119](#)
 MPI_TYPE_GET_ENVELOPE, [115](#), [116](#), [118](#), [119](#), [620](#)
 MPI_TYPE_GET_EXTENT, [18](#), [106](#), [108](#), [597](#), [624](#), [653](#)
 MPI_TYPE_GET_EXTENT_X, [106](#), [789](#)
 MPI_TYPE_GET_NAME, [285](#), [792](#)
 MPI_TYPE_GET_TRUE_EXTENT, [107](#), [107](#)
 MPI_TYPE_GET_TRUE_EXTENT_X, [107](#), [108](#), [789](#)
 MPI_TYPE_HINDEXED, [18](#), [597](#), [788](#)
 MPI_TYPE_HVECTOR, [18](#), [597](#), [788](#)
 MPI_TYPE_INDEXED, [12](#), [89](#), [89–91](#), [116](#)
 MPI_TYPE_LB, [18](#), [597](#), [788](#)
 MPI_TYPE_MATCH_SIZE, [600](#), [623](#), [623](#), [792](#)
 MPI_TYPE_NULL_COPY_FN, [278](#), [278](#), [671](#)
 MPI_TYPE_NULL_DELETE_FN, [278](#), [671](#), [792](#)
 MPI_TYPE_SET_ATTR, [267](#), [279](#), [280](#), [655](#), [659](#), [792](#)
 MPI_TYPE_SET_NAME, [285](#), [792](#)
 MPI_TYPE_SIZE, [103](#), [103](#), [560](#), [789](#)
 MPI_TYPE_SIZE_X, [103](#), [103](#), [789](#)
 MPI_TYPE_STRUCT, [18](#), [597](#), [788](#)
 MPI_TYPE_UB, [18](#), [597](#), [788](#)
 MPI_TYPE_VECTOR, [12](#), [86](#), [86–88](#), [90](#), [116](#)
 MPI_UNPACK, [132](#), [132](#), [133](#), [137](#), [538](#)
 MPI_UNPACK_EXTERNAL, [7](#), [138](#), [622](#)
 MPI_UNPUBLISH_NAME, [348](#), [391](#), [391](#)
 MPI_WAIT, [30](#), [32](#), [52](#), [53](#), [53–56](#), [58](#), [59](#), [72](#), [78](#), [197](#), [219](#), [357](#), [473](#), [477](#), [484](#), [506](#), [507](#), [523](#), [541](#), [542](#), [628](#), [629](#), [634](#), [638](#)
 MPI_WAITALL, [57](#), [59](#), [59](#), [60](#), [197](#), [220](#), [430](#), [475–477](#), [480](#), [483](#), [484](#)
 MPI_WAITANY, [41](#), [53](#), [57](#), [57](#), [58](#), [62](#), [475–477](#), [480](#), [483](#), [484](#)
 MPI_WAITSOME, [57](#), [60](#), [61–63](#), [475–477](#), [480](#), [483](#), [484](#)
 MPI_WIN_ALLOC, [408](#)
 MPI_WIN_ALLOCATE, [402](#), [405](#), [406](#), [413](#), [414](#), [419](#), [447](#), [609](#), [612](#), [614](#)
 MPI_WIN_ALLOCATE_CPTR, [406](#)
 MPI_WIN_ALLOCATE_SHARED, [402](#), [407](#), [409](#), [413](#), [414](#), [614](#)
 MPI_WIN_ALLOCATE_SHARED_CPTR, [408](#)
 MPI_WIN_ATTACH, [410](#), [411](#), [411](#), [412](#), [447](#)
 MPI_WIN_C2F, [649](#)
 MPI_WIN_CALL_ERRHANDLER, [353](#), [354](#)
 MPI_WIN_COMPLETE, [413](#), [437](#), [441](#), [442–444](#), [452](#), [459](#)
 MPI_WIN_CREATE, [402](#), [403](#), [405](#), [406](#), [408](#), [410](#), [412–414](#), [451](#), [484](#)
 MPI_WIN_CREATE_DYNAMIC, [349](#), [402](#), [410](#), [410–414](#), [452](#)
 MPI_WIN_CREATE_ERRHANDLER, [341](#), [343](#), [344](#), [680](#), [682](#), [792](#)
 MPI_WIN_CREATE_KEYVAL, [267](#), [274](#), [280](#), [655](#), [679](#), [681](#), [796](#)
 MPI_WIN_DELETE_ATTR, [267](#), [277](#), [280](#)
 MPI_WIN_DETACH, [410](#), [412](#), [412](#), [413](#)
 MPI_WIN_DUP_FN, [274](#), [274](#), [671](#)
 MPI_WIN_F2C, [649](#)
 MPI_WIN_FENCE, [413](#), [421](#), [436](#), [439](#), [439–441](#), [450–453](#), [456](#), [461](#), [639](#)

1 MPI_WIN_FLUSH, 408, 430, 431, [448](#), 448,
2 [452](#), 455, 466, 468
3 MPI_WIN_FLUSH_ALL, 430, 431, [448](#), 452,
4 [455](#)
5 MPI_WIN_FLUSH_LOCAL, 430, [449](#), 452
6 MPI_WIN_FLUSH_LOCAL_ALL, 430, [449](#),
7 [449](#), 452
8 MPI_WIN_FREE, 275, 357, 398, [413](#), 413
9 MPI_WIN_FREE_KEYVAL, 267, [276](#), 280
10 MPI_WIN_GET_ATTR, 267, [276](#), 280, 414,
11 [655](#), 659
12 MPI_WIN_GET_ERRHANDLER, 341, [344](#),
13 [797](#)
14 MPI_WIN_GET_GROUP, [415](#), 415
15 MPI_WIN_GET_INFO, [416](#), 416, 790
16 MPI_WIN_GET_NAME, [286](#)
17 MPI_WIN_LOCK, 404, 437, [445](#), 446–448,
18 [450](#), 451, 453, 456–458
19 MPI_WIN_LOCK_ALL, 437, [445](#), 446, 450,
20 [451](#), 453, 458, 466, 467
21 MPI_WIN_NULL_COPY_FN, [274](#), 274, 671
22 MPI_WIN_NULL_DELETE_FN, [275](#), 671
23 MPI_WIN_POST, 413, 437, 441, [442](#), 442–445,
24 [447](#), 450, 453, 459, 461
25 MPI_WIN_SET_ATTR, 267, [276](#), 280, 414,
26 [655](#), 659
27 MPI_WIN_SET_ERRHANDLER, 341, [344](#)
28 MPI_WIN_SET_INFO, [415](#), 415, 416, 790
29 MPI_WIN_SET_NAME, [286](#)
30 MPI_WIN_SHARED_ALLOCATE, 609
31 MPI_WIN_SHARED_QUERY, 407, [409](#), 609,
32 [614](#)
33 MPI_WIN_SHARED_QUERY_CPTR, 410
34 MPI_WIN_START, 437, [441](#), 441, 442, 444,
35 [445](#), 450, 459, 466
36 MPI_WIN_SYNC, [449](#), 449, 453, 454, 459,
37 [466](#), 468
38 MPI_WIN_TEST, [443](#), 444
39 MPI_WIN_UNLOCK, 431, 437, [446](#), 447, 448,
40 [452](#), 453, 456, 457
41 MPI_WIN_UNLOCK_ALL, 431, 437, [446](#),
42 [452](#), 453, 456, 467
43 MPI_WIN_WAIT, 413, 437, [443](#), 443, 444,
44 [447](#), 452, 453, 456, 459, 460
45 MPI_WTICK, 19, [355](#), 355
46 MPI_WTIME, 19, 336, [354](#), 354, 355, 560, 577
47 mpiexec, 356, 360, [362](#), 362, 486
48 mpirun, 361, 362

44 PMPI_, 557
45 PMPI_SEND, 608
46 PMPI_WTICK, 19
47 PMPI_WTIME, 19