

# MPI: A Message-Passing Interface Standard

Version 3.0

(Draft)

Unofficial, for comment only

Message Passing Interface Forum

January 1, 2012

ticket0.

ticket0. 1  
2  
3  
4  
5  
ticket0. 6  
7  
8  
9  
10  
11  
12  
13  
14  
ticket0. 15  
16  
17  
18  
19  
20  
21  
22  
23  
24  
25  
26  
27  
28  
29  
30  
31  
32  
33  
34  
35  
36  
37  
38  
39  
40  
41  
42  
43  
44

This document describes the Message-Passing Interface (MPI) standard, version [2.2]3.0. The MPI standard includes point-to-point message-passing, collective communications, group and communicator concepts, process topologies, environmental management, process creation and management, one-sided communications, extended collective operations, external interfaces, I/O, some miscellaneous topics, and a profiling interface. Language bindings for C, C++ and Fortran are defined.

[Technically, this version of the standard is based on “MPI: A Message-Passing Interface Standard, version 2.1, June 23, 2008. The MPI Forum added seven new routines and a number of enhancements and clarifications to the standard.]

Historically, the evolution of the standards is from MPI-1.0 (June 1994) to MPI-1.1 (June 12, 1995) to MPI-1.2 (July 18, 1997), with several clarifications and additions and published as part of the MPI-2 document, to MPI-2.0 (July 18, 1997), with new functionality, to MPI-1.3 (May 30, 2008), combining for historical reasons the documents 1.1 and 1.2 and some errata documents to one combined document, and to MPI-2.1 (June 23, 2008), combining the previous documents. [This version, MPI-2.2, is based on MPI-2.1 and provides additional clarifications and errata corrections as well as a few enhancements.] Version MPI-2.2 (September 2009) added additional clarifications and seven new routines. This version, MPI-3.0, is an extension of MPI-2.2.

©1993, 1994, 1995, 1996, 1997, 2008, 2009, 2010 University of Tennessee, Knoxville, Tennessee. Permission to copy without fee all or part of this material is granted, provided the University of Tennessee copyright notice and the title of this document appear, and notice is given that copying is by permission of the University of Tennessee.

1  
2 ticket0.  
3  
4  
5  
6  
7  
8  
9  
10  
11  
12 ticket0.  
13 ticket0.  
14 ticket0.  
15  
16  
17  
18  
19  
20  
21  
22  
23  
24  
25  
26  
27  
28  
29  
30  
31 ticket0.  
32  
33  
34  
35 ticket0.  
36  
37  
38  
39  
40  
41  
42  
43 ticket0.  
44 ticket0.  
45  
46 ticket0.  
47  
48

Version 3.0: xx, x, 2011. Coincident with the development of MPI-2.2, the MPI Forum began discussions of a major extension to MPI. This document contains the MPI-3 Standard. This draft version of the MPI-3 standard extends the collective operations by including nonblocking versions. Unlike MPI-2.2, this standard is considered a major update to the MPI standard. As with previous versions, new features have been adopted only when there were compelling needs for the users. Some features, however, may have more than a minor impact on existing MPI implementations.

Version 2.2: September 4, 2009. This document contains mostly corrections and clarifications to the [MPI 2.1]MPI-2.1 document. A few extensions have been added; however all correct [MPI 2.1]MPI-2.1 programs are correct [MPI 2.2]MPI-2.2 programs. New features were adopted only when there were compelling needs for users, open source implementations, and minor impact on existing MPI implementations.

Version 2.1: June 23, 2008. This document combines the previous documents MPI-1.3 (May 30, 2008) and MPI-2.0 (July 18, 1997). Certain parts of MPI-2.0, such as some sections of Chapter 4, Miscellany, and Chapter 7, Extended Collective Operations have been merged into the Chapters of MPI-1.3. Additional errata and clarifications collected by the MPI Forum are also included in this document.

Version 1.3: May 30, 2008. This document combines the previous documents MPI-1.1 (June 12, 1995) and the MPI-1.2 Chapter in MPI-2 (July 18, 1997). Additional errata collected by the MPI Forum referring to MPI-1.1 and MPI-1.2 are also included in this document.

Version 2.0: July 18, 1997. Beginning after the release of MPI-1.1, the MPI Forum began meeting to consider corrections and extensions. MPI-2 has been focused on process creation and management, one-sided communications, extended collective communications, external interfaces and parallel I/O. A miscellany chapter discusses items that [don't]do not fit elsewhere, in particular language interoperability.

Version 1.2: July 18, 1997. The MPI-2 Forum introduced MPI-1.2 as Chapter 3 in the standard ["]“MPI-2: Extensions to the Message-Passing Interface”, July 18, 1997. This section contains clarifications and minor corrections to Version 1.1 of the MPI Standard. The only new function in MPI-1.2 is one for identifying to which version of the MPI Standard the implementation conforms. There are small differences between MPI-1 and MPI-1.1. There are very few differences between MPI-1.1 and MPI-1.2, but large differences between MPI-1.2 and MPI-2.

Version 1.1: June, 1995. Beginning in March, 1995, the Message-Passing Interface Forum reconvened to correct errors and to make clarifications in the MPI document of May 5, 1994, referred to below as Version 1.0. These discussions resulted in Version 1.1[ which is this document]. The changes from Version 1.0 are minor. A version of this document with all changes marked is available. [This paragraph is an example of a change.]

1 Version 1.0: May, 1994. The Message-Passing Interface Forum (MPIF), with participation  
ticket0. 2 from over 40 organizations, has been meeting since January 1993 to discuss and to define a  
3 set of library interface standards for message passing. MPIF is not sanctioned or supported  
4 by any official standards organization.

5 The goal of the Message-Passing Interface, simply stated, is to develop a widely used  
6 standard for writing message-passing programs. As such the interface should establish a  
ticket0. 7 practical, portable, efficient, and flexible standard for message-passing.

8 [This is the final report, Version 1.0, of the Message-Passing Interface Forum. ]This  
9 document contains all the technical features proposed for the interface. This copy of the  
10 draft was processed by L<sup>A</sup>T<sub>E</sub>X on May 5, 1994.

11 Please send comments on MPI to [mpi-comments@mpi-forum.org](mailto:mpi-comments@mpi-forum.org). Your comment will  
12 be forwarded to MPI Forum committee members who will attempt to respond.

13  
14  
15  
16  
17  
18  
19  
20  
21  
22  
23  
24  
25  
26  
27  
28  
29  
30  
31  
32  
33  
34  
35  
36  
37  
38  
39  
40  
41  
42  
43  
44  
45  
46  
47  
48

# Contents

<b>Acknowledgments</b>	<b>viii</b>
<b>1 Introduction to MPI</b>	<b>1</b>
1.1 Overview and Goals	1
1.2 Background of MPI-1.0	2
1.3 Background of MPI-1.1, MPI-1.2, and MPI-2.0	3
1.4 Background of MPI-1.3 and MPI-2.1	3
1.5 Background of MPI-2.2	4
1.6 Background of MPI-3.0	4
1.7 Who Should Use This Standard?	4
1.8 What Platforms Are Targets For Implementation?	5
1.9 What Is Included In The Standard?	5
1.10 What Is Not Included In The Standard?	6
1.11 Organization of this Document	6
<b>2 MPI Terms and Conventions</b>	<b>9</b>
2.1 Document Notation	9
2.2 Naming Conventions	9
2.3 Procedure Specification	10
2.4 Semantic Terms	11
2.5 Data Types	12
2.5.1 Opaque Objects	12
2.5.2 Array Arguments	14
2.5.3 State	14
2.5.4 Named Constants	14
2.5.5 Choice	15
2.5.6 Addresses	15
2.5.7 File Offsets	16
2.5.8 Counts	16
2.6 Language Binding	16
2.6.1 Deprecated Names and Functions	16
2.6.2 Fortran Binding Issues	18
2.6.3 C Binding Issues	18
2.6.4 C++ Binding Issues	18
2.6.5 Functions and Macros	21
2.7 Processes	22
2.8 Error Handling	22

2.9	Implementation Issues . . . . .	24
2.9.1	Independence of Basic Runtime Routines . . . . .	24
2.9.2	Interaction with Signals . . . . .	24
2.10	Examples . . . . .	25
<b>3</b>	<b>Point-to-Point Communication</b>	<b>27</b>
3.1	Introduction . . . . .	27
3.2	Blocking Send and Receive Operations . . . . .	28
3.2.1	Blocking Send . . . . .	28
3.2.2	Message Data . . . . .	29
3.2.3	Message Envelope . . . . .	31
3.2.4	Blocking Receive . . . . .	32
3.2.5	Return Status . . . . .	33
3.2.6	Passing MPI_STATUS_IGNORE for Status . . . . .	35
3.3	Data Type Matching and Data Conversion . . . . .	36
3.3.1	Type Matching Rules . . . . .	36
	Type MPI_CHARACTER . . . . .	38
3.3.2	Data Conversion . . . . .	39
3.4	Communication Modes . . . . .	40
3.5	Semantics of Point-to-Point Communication . . . . .	44
3.6	Buffer Allocation and Usage . . . . .	48
3.6.1	Model Implementation of Buffered Mode . . . . .	49
3.7	Nonblocking Communication . . . . .	50
3.7.1	Communication Request Objects . . . . .	51
3.7.2	Communication Initiation . . . . .	52
3.7.3	Communication Completion . . . . .	55
3.7.4	Semantics of Nonblocking Communications . . . . .	58
3.7.5	Multiple Completions . . . . .	59
3.7.6	Non-destructive Test of status . . . . .	66
3.8	Probe and Cancel . . . . .	67
3.9	Persistent Communication Requests . . . . .	71
3.10	Send-Receive . . . . .	76
3.11	Null Processes . . . . .	78
<b>4</b>	<b>Datatypes</b>	<b>79</b>
4.1	Derived Datatypes . . . . .	79
4.1.1	Type Constructors with Explicit Addresses . . . . .	81
4.1.2	Datatype Constructors . . . . .	81
4.1.3	Subarray Datatype Constructor . . . . .	89
4.1.4	Distributed Array Datatype Constructor . . . . .	91
4.1.5	Address and Size Functions . . . . .	96
4.1.6	Lower-Bound and Upper-Bound Markers . . . . .	98
4.1.7	Extent and Bounds of Datatypes . . . . .	99
4.1.8	True Extent of Datatypes . . . . .	100
4.1.9	Commit and Free . . . . .	101
4.1.10	Duplicating a Datatype . . . . .	102
4.1.11	Use of General Datatypes in Communication . . . . .	103
4.1.12	Correct Use of Addresses . . . . .	106

4.1.13	Decoding a Datatype . . . . .	106
4.1.14	Examples . . . . .	114
4.2	Pack and Unpack . . . . .	123
4.3	Canonical MPI_PACK and MPI_UNPACK . . . . .	129
<b>5</b>	<b>Collective Communication</b>	<b>133</b>
5.1	Introduction and Overview . . . . .	133
5.2	Communicator Argument . . . . .	136
5.2.1	Specifics for Intracommunicator Collective Operations . . . . .	136
5.2.2	Applying Collective Operations to Intercommunicators . . . . .	137
5.2.3	Specifics for Intercommunicator Collective Operations . . . . .	138
5.3	Barrier Synchronization . . . . .	139
5.4	Broadcast . . . . .	140
5.4.1	Example using MPI_BCAST . . . . .	141
5.5	Gather . . . . .	141
5.5.1	Examples using MPI_GATHER, MPI_GATHERV . . . . .	144
5.6	Scatter . . . . .	151
5.6.1	Examples using MPI_SCATTER, MPI_SCATTERV . . . . .	154
5.7	Gather-to-all . . . . .	157
5.7.1	Example using MPI_ALLGATHER . . . . .	159
5.8	All-to-All Scatter/Gather . . . . .	160
5.9	Global Reduction Operations . . . . .	164
5.9.1	Reduce . . . . .	165
5.9.2	Predefined Reduction Operations . . . . .	167
5.9.3	Signed Characters and Reductions . . . . .	169
5.9.4	MINLOC and MAXLOC . . . . .	169
5.9.5	User-Defined Reduction Operations . . . . .	173
Example of User-defined Reduce . . . . .	176	
5.9.6	All-Reduce . . . . .	177
5.9.7	Process-[l]Local [r]Reduction . . . . .	178
5.10	Reduce-Scatter . . . . .	180
5.10.1	MPI_REDUCE_SCATTER_BLOCK . . . . .	180
5.10.2	MPI_REDUCE_SCATTER . . . . .	181
5.11	Scan . . . . .	182
5.11.1	Inclusive Scan . . . . .	182
5.11.2	Exclusive Scan . . . . .	183
5.11.3	Example using MPI_SCAN . . . . .	184
5.12	Nonblocking Collective Operations . . . . .	185
5.12.1	Nonblocking Barrier Synchronization . . . . .	187
5.12.2	Nonblocking Broadcast . . . . .	188
Example using MPI_IBCAST . . . . .	188	
5.12.3	Nonblocking Gather . . . . .	189
5.12.4	Nonblocking Scatter . . . . .	191
5.12.5	Nonblocking Gather-to-all . . . . .	193
5.12.6	Nonblocking All-to-All Scatter/Gather . . . . .	195
5.12.7	Nonblocking Reduce . . . . .	198
5.12.8	Nonblocking All-Reduce . . . . .	199
5.12.9	Nonblocking Reduce-Scatter with Equal Blocks . . . . .	199

ticket0.  
ticket0.

5.12.10	Nonblocking Reduce-Scatter . . . . .	200
5.12.11	Nonblocking Inclusive Scan . . . . .	201
5.12.12	Nonblocking Exclusive Scan . . . . .	201
5.13	Correctness . . . . .	202
<b>6</b>	<b>Groups, Contexts, Communicators, and Caching</b>	<b>211</b>
6.1	Introduction . . . . .	211
6.1.1	Features Needed to Support Libraries . . . . .	211
6.1.2	MPI’s Support for Libraries . . . . .	212
6.2	Basic Concepts . . . . .	214
6.2.1	Groups . . . . .	214
6.2.2	Contexts . . . . .	214
6.2.3	Intra-Communicators . . . . .	215
6.2.4	Predefined Intra-Communicators . . . . .	215
6.3	Group Management . . . . .	216
6.3.1	Group Accessors . . . . .	216
6.3.2	Group Constructors . . . . .	217
6.3.3	Group Destructors . . . . .	222
6.4	Communicator Management . . . . .	223
6.4.1	Communicator Accessors . . . . .	223
6.4.2	Communicator Constructors . . . . .	224
6.4.3	Communicator Destructors . . . . .	233
6.5	Motivating Examples . . . . .	234
6.5.1	Current Practice #1 . . . . .	234
6.5.2	Current Practice #2 . . . . .	235
6.5.3	(Approximate) Current Practice #3 . . . . .	235
6.5.4	Example #4 . . . . .	236
6.5.5	Library Example #1 . . . . .	237
6.5.6	Library Example #2 . . . . .	239
6.6	Inter-Communication . . . . .	241
6.6.1	Inter-communicator Accessors . . . . .	243
6.6.2	Inter-communicator Operations . . . . .	244
6.6.3	Inter-Communication Examples . . . . .	246
	Example 1: Three-Group “Pipeline” . . . . .	246
	Example 2: Three-Group “Ring” . . . . .	248
6.7	Caching . . . . .	249
6.7.1	Functionality . . . . .	250
6.7.2	Communicators . . . . .	251
6.7.3	Windows . . . . .	256
6.7.4	Datatypes . . . . .	259
6.7.5	Error Class for Invalid Keyval . . . . .	261
6.7.6	Attributes Example . . . . .	262
6.8	Naming Objects . . . . .	264
6.9	Formalizing the Loosely Synchronous Model . . . . .	267
6.9.1	Basic Statements . . . . .	267
6.9.2	Models of Execution . . . . .	268
	Static communicator allocation . . . . .	268
	Dynamic communicator allocation . . . . .	268



The General [c]Case . . . . .	269	ticket0.
<b>7 Process Topologies</b>	<b>271</b>	
7.1 Introduction . . . . .	271	
7.2 Virtual Topologies . . . . .	272	
7.3 Embedding in MPI . . . . .	272	
7.4 Overview of the Functions . . . . .	272	
7.5 Topology Constructors . . . . .	274	
7.5.1 Cartesian Constructor . . . . .	274	
7.5.2 Cartesian Convenience Function: MPI_DIMS_CREATE . . . . .	274	
7.5.3 General (Graph) Constructor . . . . .	276	
7.5.4 Distributed (Graph) Constructor . . . . .	278	
7.5.5 Topology Inquiry Functions . . . . .	284	
7.5.6 Cartesian Shift Coordinates . . . . .	291	
7.5.7 Partitioning of Cartesian [s]Structures . . . . .	293	ticket0.
7.5.8 Low-Level Topology Functions . . . . .	293	
7.6 An Application Example . . . . .	295	
<b>8 MPI Environmental Management</b>	<b>297</b>	
8.1 Implementation Information . . . . .	297	
8.1.1 Version Inquiries . . . . .	297	
8.1.2 Environmental Inquiries . . . . .	298	
Tag Values . . . . .	298	
Host Rank . . . . .	298	
IO Rank . . . . .	299	
Clock Synchronization . . . . .	299	
8.2 Memory Allocation . . . . .	300	
8.3 Error Handling . . . . .	302	
8.3.1 Error Handlers for Communicators . . . . .	304	
8.3.2 Error Handlers for Windows . . . . .	306	
8.3.3 Error Handlers for Files . . . . .	307	
8.3.4 Freeing Errorhandlers and Retrieving Error Strings . . . . .	308	
8.4 Error Codes and Classes . . . . .	309	
8.5 Error Classes, Error Codes, and Error Handlers . . . . .	312	
8.6 Timers and Synchronization . . . . .	315	
8.7 Startup . . . . .	316	
8.7.1 Allowing User Functions at Process Termination . . . . .	321	
8.7.2 Determining Whether MPI Has Finished . . . . .	322	
8.8 Portable MPI Process Startup . . . . .	323	
<b>9 The Info Object</b>	<b>327</b>	
<b>10 Process Creation and Management</b>	<b>333</b>	
10.1 Introduction . . . . .	333	
10.2 The Dynamic Process Model . . . . .	334	
10.2.1 Starting Processes . . . . .	334	
10.2.2 The Runtime Environment . . . . .	334	
10.3 Process Manager Interface . . . . .	336	

ticket0.

10.3.1	Processes in MPI	336
10.3.2	Starting Processes and Establishing Communication	336
10.3.3	Starting Multiple Executables and Establishing Communication	341
10.3.4	Reserved Keys	343
10.3.5	Spawn Example	344
	Manager-worker Example [.]Using MPI_COMM_SPAWN.	344
10.4	Establishing Communication	346
10.4.1	Names, Addresses, Ports, and All That	346
10.4.2	Server Routines	348
10.4.3	Client Routines	350
10.4.4	Name Publishing	351
10.4.5	Reserved Key Values	353
10.4.6	Client/Server Examples	353
	Simplest Example — Completely Portable.	353
	Ocean/Atmosphere - Relies on Name Publishing	354
	Simple Client-Server Example.	354
10.5	Other Functionality	356
10.5.1	Universe Size	356
10.5.2	Singleton MPI_INIT	357
10.5.3	MPI_APPNUM	357
10.5.4	Releasing Connections	358
10.5.5	Another Way to Establish MPI Communication	359
<b>11</b>	<b>One-Sided Communications</b>	<b>363</b>
11.1	Introduction	363
11.2	Initialization	364
11.2.1	Window Creation	364
11.2.2	Window Attributes	366
11.3	Communication Calls	367
11.3.1	Put	368
11.3.2	Get	370
11.3.3	Examples	370
11.3.4	Accumulate Functions	373
11.4	Synchronization Calls	375
11.4.1	Fence	380
11.4.2	General Active Target Synchronization	381
11.4.3	Lock	385
11.4.4	Assertions	387
11.4.5	Miscellaneous Clarifications	388
11.5	Examples	388
11.6	Error Handling	391
11.6.1	Error Handlers	391
11.6.2	Error Classes	391
11.7	Semantics and Correctness	391
11.7.1	Atomicity	397
11.7.2	Progress	397
11.7.3	Registers and Compiler Optimizations	399

<b>12 External Interfaces</b>	<b>401</b>
12.1 Introduction	401
12.2 Generalized Requests	401
12.2.1 Examples	405
12.3 Associating Information with Status	408
12.4 MPI and Threads	410
12.4.1 General	410
12.4.2 Clarifications	411
12.4.3 Initialization	413
12.5 MPI Process Migration	416
<b>13 I/O</b>	<b>417</b>
13.1 Introduction	417
13.1.1 Definitions	417
13.2 File Manipulation	419
13.2.1 Opening a File	419
13.2.2 Closing a File	421
13.2.3 Deleting a File	422
13.2.4 Resizing a File	423
13.2.5 Preallocating Space for a File	423
13.2.6 Querying the Size of a File	424
13.2.7 Querying File Parameters	425
13.2.8 File Info	426
Reserved File Hints	427
13.3 File Views	429
13.4 Data Access	432
13.4.1 Data Access Routines	432
Positioning	433
Synchronism	433
Coordination	433
Data Access Conventions	434
13.4.2 Data Access with Explicit Offsets	435
13.4.3 Data Access with Individual File Pointers	438
13.4.4 Data Access with Shared File Pointers	444
Noncollective Operations	445
Collective Operations	447
Seek	448
13.4.5 Split Collective Data Access Routines	449
13.5 File Interoperability	456
13.5.1 Datatypes for File Interoperability	458
13.5.2 External Data Representation: “external32”	459
13.5.3 User-Defined Data Representations	460
Extent Callback	462
Datarep Conversion Functions	463
13.5.4 Matching Data Representations	465
13.6 Consistency and Semantics	465
13.6.1 File Consistency	465
13.6.2 Random Access vs. Sequential Files	468

13.6.3	Progress . . . . .	469
13.6.4	Collective File Operations . . . . .	469
13.6.5	Type Matching . . . . .	469
13.6.6	Miscellaneous Clarifications . . . . .	469
13.6.7	MPI_Offset Type . . . . .	470
13.6.8	Logical vs. Physical File Layout . . . . .	470
13.6.9	File Size . . . . .	470
13.6.10	Examples . . . . .	471
	Asynchronous I/O . . . . .	473
13.7	I/O Error Handling . . . . .	475
13.8	I/O Error Classes . . . . .	475
13.9	Examples . . . . .	476
	13.9.1 Double Buffering with Split Collective I/O . . . . .	476
	13.9.2 Subarray Filetype Constructor . . . . .	478
<b>14</b>	<b>Profiling Interface</b> . . . . .	<b>481</b>
14.1	Requirements . . . . .	481
14.2	Discussion . . . . .	482
14.3	Logic of the Design . . . . .	482
	14.3.1 Miscellaneous Control of Profiling . . . . .	482
14.4	Examples . . . . .	483
	14.4.1 Profiler Implementation . . . . .	483
	14.4.2 MPI Library Implementation . . . . .	484
	Systems with Weak Symbols . . . . .	484
	Systems Without Weak Symbols . . . . .	484
	14.4.3 Complications . . . . .	485
	Multiple Counting . . . . .	485
	Linker Oddities . . . . .	486
14.5	Multiple Levels of Interception . . . . .	486
<b>15</b>	<b>Deprecated Functions</b> . . . . .	<b>487</b>
15.1	Deprecated since MPI-2.0 . . . . .	487
15.2	Deprecated since MPI-2.2 . . . . .	493
<b>16</b>	<b>Language Bindings</b> . . . . .	<b>495</b>
16.1	C++ . . . . .	495
	16.1.1 Overview . . . . .	495
	16.1.2 Design . . . . .	495
	16.1.3 C++ Classes for MPI . . . . .	496
	16.1.4 Class Member Functions for MPI . . . . .	496
	16.1.5 Semantics . . . . .	497
	16.1.6 C++ Datatypes . . . . .	499
	16.1.7 Communicators . . . . .	502
	16.1.8 Exceptions . . . . .	504
	16.1.9 Mixed-Language Operability . . . . .	505
	16.1.10 Profiling . . . . .	505
16.2	Fortran Support . . . . .	508
	16.2.1 Overview . . . . .	508

16.2.2	Problems With Fortran Bindings for MPI	508	
	Problems Due to Strong Typing	510	
	Problems Due to Data Copying and Sequence Association	510	
	Special Constants	512	
	Fortran 90 Derived Types	512	
	A Problem with Register Optimization	513	
16.2.3	Basic Fortran Support	515	
16.2.4	Extended Fortran Support	516	
	The <code>mpi</code> Module	516	
	No Type Mismatch Problems for Subroutines with Choice Arguments	517	
16.2.5	Additional Support for Fortran Numeric Intrinsic Types	517	
	Parameterized Datatypes with Specified Precision and Exponent Range	518	
	Support for Size-specific MPI Datatypes	521	
	Communication With Size-specific Types	523	
16.3	Language Interoperability	525	
16.3.1	Introduction	525	
16.3.2	Assumptions	525	
16.3.3	Initialization	526	
16.3.4	Transfer of Handles	526	
16.3.5	Status	529	
16.3.6	MPI Opaque Objects	530	
	Datatypes	530	
	Callback Functions	532	
	Error Handlers	532	
	Reduce Operations	532	
	Addresses	532	
16.3.7	Attributes	533	
16.3.8	Extra State	537	
16.3.9	Constants	537	
16.3.10	Interlanguage Communication	538	
<b>A</b>	<b>Language Bindings Summary</b>	<b>541</b>	
A.1	Defined Values and Handles	541	
A.1.1	Defined Constants	541	
A.1.2	Types	552	
A.1.3	Prototype [d]Definitions	553	ticket0.
A.1.4	Deprecated [p]Prototype [d]Definitions	556	ticket0.
A.1.5	Info Keys	557	ticket0.
A.1.6	Info Values	557	
A.2	C Bindings	559	
A.2.1	Point-to-Point Communication C Bindings	559	
A.2.2	Datatypes C Bindings	560	
A.2.3	Collective Communication C Bindings	562	
A.2.4	Groups, Contexts, Communicators, and Caching C Bindings	565	
A.2.5	Process Topologies C Bindings	567	
A.2.6	MPI Environmental Management C Bindings	568	
A.2.7	The Info Object C Bindings	569	
A.2.8	Process Creation and Management C Bindings	570	

A.2.9	One-Sided Communications C Bindings	570
A.2.10	External Interfaces C Bindings	571
A.2.11	I/O C Bindings	571
A.2.12	Language Bindings C Bindings	574
A.2.13	Profiling Interface C Bindings	575
A.2.14	Deprecated C Bindings	575
A.3	Fortran Bindings	576
A.3.1	Point-to-Point Communication Fortran Bindings	576
A.3.2	Datatypes Fortran Bindings	578
A.3.3	Collective Communication Fortran Bindings	581
A.3.4	Groups, Contexts, Communicators, and Caching Fortran Bindings	584
A.3.5	Process Topologies Fortran Bindings	588
A.3.6	MPI Environmental Management Fortran Bindings	590
A.3.7	The Info Object Fortran Bindings	592
A.3.8	Process Creation and Management Fortran Bindings	592
A.3.9	One-Sided Communications Fortran Bindings	593
A.3.10	External Interfaces Fortran Bindings	594
A.3.11	I/O Fortran Bindings	595
A.3.12	Language Bindings Fortran Bindings	599
A.3.13	Profiling Interface Fortran Bindings	599
A.3.14	Deprecated Fortran Bindings	600
A.4	C++ Bindings (deprecated)	602
A.4.1	Point-to-Point Communication C++ Bindings	602
A.4.2	Datatypes C++ Bindings	605
A.4.3	Collective Communication C++ Bindings	607
A.4.4	Groups, Contexts, Communicators, and Caching C++ Bindings	610
A.4.5	Process Topologies C++ Bindings	613
A.4.6	MPI Environmental Management C++ Bindings	614
A.4.7	The Info Object C++ Bindings	615
A.4.8	Process Creation and Management C++ Bindings	616
A.4.9	One-Sided Communications C++ Bindings	617
A.4.10	External Interfaces C++ Bindings	618
A.4.11	I/O C++ Bindings	618
A.4.12	Language Bindings C++ Bindings	622
A.4.13	Profiling Interface C++ Bindings	623
A.4.14	C++ Bindings on all MPI Classes	623
A.4.15	Construction / Destruction	623
A.4.16	Copy / Assignment	623
A.4.17	Comparison	623
A.4.18	Inter-language Operability	624
<b>B</b>	<b>Change-Log</b>	<b>625</b>
B.1	Changes from Version 2.2 to Version 3.0	625
B.2	Changes from Version 2.1 to Version 2.2	625
B.3	Changes from Version 2.0 to Version 2.1	628
	<b>Bibliography</b>	<b>633</b>

<b>Examples Index</b>	<b>638</b>
<b>MPI Constant and Predefined Handle Index</b>	<b>641</b>
<b>MPI Declarations Index</b>	<b>648</b>
<b>MPI Callback Function Prototype Index</b>	<b>650</b>
<b>MPI Function Index</b>	<b>651</b>

# List of Figures

5.1	Collective communications, an overview . . . . .	135
5.2	Intercommunicator allgather . . . . .	138
5.3	Intercommunicator reduce-scatter . . . . .	139
5.4	Gather example . . . . .	145
5.5	Gatherv example with strides . . . . .	146
5.6	Gatherv example, 2-dimensional . . . . .	147
5.7	Gatherv example, 2-dimensional, subarrays with different sizes . . . . .	148
5.8	Gatherv example, 2-dimensional, subarrays with different sizes and strides . . . . .	150
5.9	Scatter example . . . . .	155
5.10	Scatterv example with strides . . . . .	155
5.11	Scatterv example with different strides and counts . . . . .	156
5.12	Race conditions with point-to-point and collective communications . . . . .	204
5.13	Overlapping Communicators Example . . . . .	209
6.1	Intercommunicator create using MPI_COMM_CREATE . . . . .	228
6.2	Intercommunicator construction with MPI_COMM_SPLIT . . . . .	231
6.3	Three-group pipeline[ticket0.][.] . . . . .	247
6.4	Three-group ring[ticket0.][.] . . . . .	248
7.1	Set-up of process structure for two-dimensional parallel Poisson solver. . . . .	296
11.1	Active target communication . . . . .	377
11.2	Active target communication, with weak synchronization . . . . .	378
11.3	Passive target communication . . . . .	379
11.4	Active target communication with several processes . . . . .	383
11.5	Schematic description of window . . . . .	392
11.6	Symmetric communication . . . . .	398
11.7	Deadlock situation . . . . .	398
11.8	No deadlock . . . . .	398
13.1	Etypes and filetypes . . . . .	418
13.2	Partitioning a file among parallel processes . . . . .	418
13.3	Displacements . . . . .	430
13.4	Example array file layout . . . . .	478
13.5	Example local array filetype for process 1 . . . . .	479



# List of Tables

2.1	Deprecated constructs . . . . .	17
3.1	Predefined MPI datatypes corresponding to Fortran datatypes . . . . .	29
3.2	Predefined MPI datatypes corresponding to C datatypes . . . . .	30
3.3	Predefined MPI datatypes corresponding to both C and Fortran datatypes . . . . .	31
4.1	combiner values returned from MPI_TYPE_GET_ENVELOPE . . . . .	108
6.1	MPI_COMM_* Function Behavior (in Inter-Communication Mode) . . . . .	243
8.1	Error classes (Part 1) . . . . .	310
8.2	Error classes (Part 2) . . . . .	311
11.1	Error classes in one-sided communication routines . . . . .	391
13.1	Data access routines . . . . .	432
13.2	“external32” sizes of predefined datatypes . . . . .	461
13.3	I/O Error Classes . . . . .	476
16.1	C++ names for the MPI C and C++ predefined datatypes . . . . .	500
16.2	C++ names for the MPI Fortran predefined datatypes . . . . .	500
16.3	C++ names for other MPI datatypes . . . . .	501

1  
2  
3  
4  
5  
6  
7  
8  
9  
10  
11  
12  
13  
14  
15  
16  
17  
18  
19  
20  
21  
22  
23  
24  
25  
26  
27  
28  
29  
30  
31  
32  
33  
34  
35  
36  
37  
38  
39  
40  
41  
42  
43  
44  
45  
46  
47  
48

# Acknowledgments

ticket0.

This document is the product of a number of distinct efforts in three distinct phases: one for each of MPI-1, MPI-2, and MPI-3. This section describes these in historical order, starting with MPI-1. Some efforts, particularly parts of MPI-2, had distinct groups of individuals associated with them, and these efforts are detailed separately.

This document represents the work of many people who have served on the MPI Forum. The meetings have been attended by dozens of people from many parts of the world. It is the hard and dedicated work of this group that has led to the MPI standard.

The technical development was carried out by subgroups, whose work was reviewed by the full committee. During the period of development of the Message-Passing Interface (MPI), many people helped with this effort.

Those who served as primary coordinators in MPI-1.0 and MPI-1.1 are:

- Jack Dongarra, David Walker, Conveners and Meeting Chairs
- Ewing Lusk, Bob Knighten, Minutes
- Marc Snir, William Gropp, Ewing Lusk, Point-to-Point Communication
- Al Geist, Marc Snir, Steve Otto, Collective Communication
- Steve Otto, Editor
- Rolf Hempel, Process Topologies
- Ewing Lusk, Language Binding
- William Gropp, Environmental Management
- James Cownie, Profiling
- Tony Skjellum, Lyndon Clarke, Marc Snir, Richard Littlefield, Mark Sears, Groups, Contexts, and Communicators
- Steven Huss-Lederman, Initial Implementation Subset

The following list includes some of the active participants in the MPI-1.0 and MPI-1.1 process not mentioned above.

Ed Anderson	Robert Babb	Joe Baron	Eric Barszcz	1
Scott Berryman	Rob Bjornson	Nathan Doss	Anne Elster	2
Jim Feeney	Vince Fernando	Sam Fineberg	Jon Flower	3
Daniel Frye	Ian Glendinning	Adam Greenberg	Robert Harrison	4
Leslie Hart	Tom Haupt	Don Heller	Tom Henderson	5
Alex Ho	C.T. Howard Ho	Gary Howell	John Kapenga	6
James Kohl	Susan Krauss	Bob Leary	Arthur Maccabe	7
Peter Madams	Alan Mainwaring	Oliver McBryan	Phil McKinley	8
Charles Mosher	Dan Nessett	Peter Pacheco	Howard Palmer	9
Paul Pierce	Sanjay Ranka	Peter Rigsbee	Arch Robison	10
Erich Schikuta	Ambuj Singh	Alan Sussman	Robert Tomlinson	11
Robert G. Voigt	Dennis Weeks	Stephen Wheat	Steve Zenith	12

The University of Tennessee and Oak Ridge National Laboratory made the draft available by anonymous FTP mail servers and were instrumental in distributing the document.

The work on the MPI-1 standard was supported in part by ARPA and NSF under grant ASC-9310330, the National Science Foundation Science and Technology Center Cooperative Agreement No. CCR-8809615, and by the Commission of the European Community through Esprit project P6643 (PPPE).

#### MPI-1.2 and MPI-2.0:

Those who served as primary coordinators in MPI-1.2 and MPI-2.0 are:

- Ewing Lusk, Convener and Meeting Chair
- Steve Huss-Lederman, Editor
- Ewing Lusk, Miscellany
- Bill Saphir, Process Creation and Management
- Marc Snir, One-Sided Communications
- Bill Gropp and Anthony Skjellum, Extended Collective Operations
- Steve Huss-Lederman, External Interfaces
- Bill Nitzberg, I/O
- Andrew Lumsdaine, Bill Saphir, and Jeff Squyres, Language Bindings
- Anthony Skjellum and Arkady Kanevsky, Real-Time

The following list includes some of the active participants who attended MPI-2 Forum meetings and are not mentioned above.

1	Greg Astfalk	Robert Babb	Ed Benson	Rajesh Bordawekar
2	Pete Bradley	Peter Brennan	Ron Brightwell	Maciej Brodowicz
3	Eric Brunner	Greg Burns	Margaret Cahir	Pang Chen
4	Ying Chen	Albert Cheng	Yong Cho	Joel Clark
5	Lyndon Clarke	Laurie Costello	Dennis Cottel	Jim Cownie
6	Zhenqian Cui	Suresh Damodaran-Kamal		Raja Daoud
7	Judith Devaney	David DiNucci	Doug Doefler	Jack Dongarra
8	Terry Dontje	Nathan Doss	Anne Elster	Mark Fallon
9	Karl Feind	Sam Fineberg	Craig Fischberg	Stephen Fleischman
10	Ian Foster	Hubertus Franke	Richard Frost	Al Geist
11	Robert George	David Greenberg	John Hagedorn	Kei Harada
12	Leslie Hart	Shane Hebert	Rolf Hempel	Tom Henderson
13	Alex Ho	Hans-Christian Hoppe	Joefon Jann	Terry Jones
14	Karl Kesselman	Koichi Konishi	Susan Kraus	Steve Kubica
15	Steve Landherr	Mario Lauria	Mark Law	Juan Leon
16	Lloyd Lewins	Ziyang Lu	Bob Madahar	Peter Madams
17	John May	Oliver McBryan	Brian McCandless	Tyce McLarty
18	Thom McMahon	Harish Nag	Nick Nevin	Jarek Nieplocha
19	Ron Oldfield	Peter Ossadnik	Steve Otto	Peter Pacheco
20	Yoonho Park	Perry Partow	Pratap Pattnaik	Elsie Pierce
21	Paul Pierce	Heidi Poxon	Jean-Pierre Prost	Boris Protopopov
22	James Pruyve	Rolf Rabenseifner	Joe Rieken	Peter Rigsbee
23	Tom Robey	Anna Rounbehler	Nobutoshi Sagawa	Arindam Saha
24	Eric Salo	Darren Sanders	Eric Sharakan	Andrew Sherman
25	Fred Shirley	Lance Shuler	A. Gordon Smith	Ian Stockdale
26	David Taylor	Stephen Taylor	Greg Tensa	Rajeev Thakur
27	Marydell Tholburn	Dick Treumann	Simon Tsang	Manuel Ujaldon
28	David Walker	Jerrell Watts	Klaus Wolf	Parkson Wong
29	Dave Wright			

30 The MPI Forum also acknowledges and appreciates the valuable input from people via  
31 e-mail and in person.

32  
33 The following institutions supported the MPI-2 effort through time and travel support  
34 for the people listed above.

- 35
- 36 Argonne National Laboratory
- 37 Bolt, Beranek, and Newman
- 38 California Institute of Technology
- 39 Center for Computing Sciences
- 40 Convex Computer Corporation
- 41 Cray Research
- 42 Digital Equipment Corporation
- 43 Dolphin Interconnect Solutions, Inc.
- 44 Edinburgh Parallel Computing Centre
- 45 General Electric Company
- 46 German National Research Center for Information Technology
- 47 Hewlett-Packard
- 48 Hitachi

Hughes Aircraft Company	1
Intel Corporation	2
International Business Machines	3
Khoral Research	4
Lawrence Livermore National Laboratory	5
Los Alamos National Laboratory	6
MPI Software Technology, Inc.	7
Mississippi State University	8
NEC Corporation	9
National Aeronautics and Space Administration	10
National Energy Research Scientific Computing Center	11
National Institute of Standards and Technology	12
National Oceanic and Atmospheric Administration	13
Oak Ridge National Laboratory	14
Ohio State University	15
PALLAS GmbH	16
Pacific Northwest National Laboratory	17
Pratt & Whitney	18
San Diego Supercomputer Center	19
Sanders, A Lockheed-Martin Company	20
Sandia National Laboratories	21
Schlumberger	22
Scientific Computing Associates, Inc.	23
Silicon Graphics Incorporated	24
Sky Computers	25
Sun Microsystems Computer Corporation	26
Syracuse University	27
The MITRE Corporation	28
Thinking Machines Corporation	29
United States Navy	30
University of Colorado	31
University of Denver	32
University of Houston	33
University of Illinois	34
University of Maryland	35
University of Notre Dame	36
University of San Francisco	37
University of Stuttgart Computing Center	38
University of Wisconsin	39

MPI-2 operated on a very tight budget (in reality, it had no budget when the first meeting was announced). Many institutions helped the MPI-2 effort by supporting the efforts and travel of the members of the MPI Forum. Direct support was given by NSF and DARPA under NSF contract CDA-9115428 for travel by U.S. academic participants and Esprit under project HPC Standards (21111) for European participants.

1 MPI-1.3 and MPI-2.1:

2 The editors and organizers of the combined documents have been:

- 3
- 4 • Richard Graham, Convener and Meeting Chair
  - 5
  - 6 • Jack Dongarra, Steering Committee
  - 7
  - 8 • Al Geist, Steering Committee
  - 9
  - 10 • Bill Gropp, Steering Committee
  - 11
  - 12 • Rainer Keller, Merge of MPI-1.3
  - 13
  - 14 • Andrew Lumsdaine, Steering Committee
  - 15
  - 16 • Ewing Lusk, Steering Committee, MPI-1.1-Errata (Oct. 12, 1998) MPI-2.1-Errata
  - 17 Ballots 1, 2 (May 15, 2002)
  - 18
  - 19 • Rolf Rabenseifner, Steering Committee, Merge of MPI-2.1 and MPI-2.1-Errata Ballots
  - 20 3, 4 (2008)

21 All chapters have been revisited to achieve a consistent MPI-2.1 text. Those who served as authors for the necessary modifications are:

- 22 • Bill Gropp, Frontmatter, Introduction, and Bibliography
- 23
- 24 • Richard Graham, Point-to-Point Communication
- 25
- 26 • Adam Moody, Collective Communication
- 27
- 28 • Richard Treumann, Groups, Contexts, and Communicators
- 29
- 30 • Jesper Larsson Träff, Process Topologies, Info-Object, and One-Sided Communica-
- 31 tions
- 32
- 33 • George Bosilca, Environmental Management
- 34
- 35 • David Solt, Process Creation and Management
- 36
- 37 • Bronis R. de Supinski, External Interfaces, and Profiling
- 38
- 39 • Rajeev Thakur, I/O
- 40
- 41 • Jeffrey M. Squyres, Language Bindings and MPI 2.1 Secretary
- 42
- 43 • Rolf Rabenseifner, Deprecated Functions and Annex Change-Log
- 44
- 45 • Alexander Supalov and Denis Nagorny, Annex Language Bindings

46 The following list includes some of the active participants who attended MPI-2 Forum

47 meetings and in the e-mail discussions of the errata items and are not mentioned above.

48

Pavan Balaji	Purushotham V. Bangalore	Brian Barrett	1
Richard Barrett	Christian Bell	Robert Blackmore	2
Gil Bloch	Ron Brightwell	Jeffrey Brown	3
Darius Buntinas	Jonathan Carter	Nathan DeBardeleben	4
Terry Dontje	Gabor Dozsa	Edric Ellis	5
Karl Feind	Edgar Gabriel	Patrick Geoffray	6
David Gingold	Dave Goodell	Erez Haba	7
Robert Harrison	Thomas Herault	Steve Hodson	8
Torsten Hoeffler	Joshua Hursey	Yann Kalemkarian	9
Matthew Koop	Quincey Koziol	Sameer Kumar	10
Miron Livny	Kannan Narasimhan	Mark Pagel	11
Avneesh Pant	Steve Poole	Howard Pritchard	12
Craig Rasmussen	Hubert Ritzdorf	Rob Ross	13
Tony Skjellum	Brian Smith	Vinod Tipparaju	14
Jesper Larsson Träff	Keith Underwood		15

The MPI Forum also acknowledges and appreciates the valuable input from people via e-mail and in person.

The following institutions supported the MPI-2 effort through time and travel support for the people listed above.

Argonne National Laboratory	22
Bull	23
Cisco Systems, Inc.	24
Cray Inc.	25
The HDF Group	26
Hewlett-Packard	27
IBM T.J. Watson Research	28
Indiana University	29
Institut National de Recherche en Informatique et Automatique (INRIA)	30
Intel Corporation	31
Lawrence Berkeley National Laboratory	32
Lawrence Livermore National Laboratory	33
Los Alamos National Laboratory	34
Mathworks	35
Mellanox Technologies	36
Microsoft	37
Myricom	38
NEC Laboratories Europe, NEC Europe Ltd.	39
Oak Ridge National Laboratory	40
Ohio State University	41
Pacific Northwest National Laboratory	42
QLogic Corporation	43
Sandia National Laboratories	44
SiCortex	45
Silicon Graphics Incorporated	46
Sun Microsystems, Inc.	47
University of Alabama at Birmingham	48

1 University of Houston  
2 University of Illinois at Urbana-Champaign  
3 University of Stuttgart, High Performance Computing Center Stuttgart (HLRS)  
4 University of Tennessee, Knoxville  
5 University of Wisconsin  
6

7  
8 Funding for the MPI Forum meetings was partially supported by award #CCF-0816909  
ticket0. 9 from the National Science Foundation. ¶ In addition, the HDF Group provided travel sup-  
10 port for one U.S. academic.  
11

## 12 MPI-2.2:

13 All chapters have been revisited to achieve a consistent MPI-2.2 text. Those who served as  
14 authors for the necessary modifications are:  
15

- 16 • William Gropp, Frontmatter, Introduction, and Bibliography; MPI 2.2 chair.
- 17 • Richard Graham, Point-to-Point Communication and Datatypes
- 18 • Adam Moody, Collective Communication
- 19 • Torsten Hoefler, Collective Communication and Process Topologies
- 20 • Richard Treumann, Groups, Contexts, and Communicators
- 21 • Jesper Larsson Träff, Process Topologies, Info-Object and One-Sided Communications
- 22 • George Bosilca, Datatypes and Environmental Management
- 23 • David Solt, Process Creation and Management
- 24 • Bronis R. de Supinski, External Interfaces, and Profiling
- 25 • Rajeev Thakur, I/O
- 26 • Jeffrey M. Squyres, Language Bindings and MPI 2.2 Secretary
- 27 • Rolf Rabenseifner, Deprecated Functions, Annex Change-Log, and Annex Language  
28 Bindings
- 29 • Alexander Supalov, Annex Language Bindings

30 The following list includes some of the active participants who attended MPI-2 Forum  
31 meetings and in the e-mail discussions of the errata items and are not mentioned above.  
32  
33  
34  
35  
36  
37  
38  
39  
40  
41  
42  
43  
44  
45  
46  
47  
48



Pavan Balaji	Purushotham V. Bangalore	Brian Barrett	1
Richard Barrett	Christian Bell	Robert Blackmore	2
Gil Bloch	Ron Brightwell	Greg Bronevetsky	3
Jeff Brown	Darius Buntinas	Jonathan Carter	4
Nathan DeBardeleben	Terry Dontje	Gabor Dozsa	5
Edric Ellis	Karl Feind	Edgar Gabriel	6
Patrick Geoffray	Johann George	David Gingold	7
David Goodell	Erez Haba	Robert Harrison	8
Thomas Herault	Marc-André Hermanns	Steve Hodson	9
Joshua Hursey	Yutaka Ishikawa	Bin Jia	10
Hideyuki Jitsumoto	Terry Jones	Yann Kalemkarian	11
Ranier Keller	Matthew Koop	Quincey Koziol	12
Manojkumar Krishnan	Sameer Kumar	Miron Livny	13
Andrew Lumsdaine	Miao Luo	Ewing Lusk	14
Timothy I. Mattox	Kannan Narasimhan	Mark Pagel	15
Avneesh Pant	Steve Poole	Howard Pritchard	16
Craig Rasmussen	Hubert Ritzdorf	Rob Ross	17
Martin Schulz	Pavel Shamis	Galen Shipman	18
Christian Siebert	Anthony Skjellum	Brian Smith	19
Naoki Sueyasu	Vinod Tipparaju	Keith Underwood	20
Rolf Vandevaart	Abhinav Vishnu	Weikuan Yu	21

The MPI Forum also acknowledges and appreciates the valuable input from people via e-mail and in person.

The following institutions supported the MPI-2.2 effort through time and travel support for the people listed above.

Argonne National Laboratory	27
Auburn University	28
Bull	29
Cisco Systems, Inc.	30
Cray Inc.	31
Forschungszentrum Jülich	32
Fujitsu	33
The HDF Group	34
Hewlett-Packard	35
International Business Machines	36
Indiana University	37
Institut National de Recherche en Informatique et Automatique (INRIA)	38
Institute for Advanced Science & Engineering Corporation	39
Intel Corporation	40
Lawrence Berkeley National Laboratory	41
Lawrence Livermore National Laboratory	42
Los Alamos National Laboratory	43
Mathworks	44
Mellanox Technologies	45
Microsoft	46
Myricom	47
	48

1 NEC Corporation  
2 Oak Ridge National Laboratory  
3 Ohio State University  
4 Pacific Northwest National Laboratory  
5 QLogic Corporation  
6 RunTime Computing Solutions, LLC  
7 Sandia National Laboratories  
8 SiCortex, Inc.  
9 Silicon Graphics Inc.  
10 Sun Microsystems, Inc.  
11 Tokyo Institute of Technology  
12 University of Alabama at Birmingham  
13 University of Houston  
14 University of Illinois at Urbana-Champaign  
15 University of Stuttgart, High Performance Computing Center Stuttgart (HLRS)  
16 University of Tennessee, Knoxville  
17 University of Tokyo  
18 University of Wisconsin

19  
20 Funding for the MPI Forum meetings was partially supported by award #CCF-0816909  
ticket0. 21 from the National Science Foundation. ¶ In addition, the HDF Group provided travel sup-  
ticket0. 22 port for one U.S. academic.

### 23 24 25 MPI-3:

26 MPI-3 is a significant effort to extend and modernize the MPI Standard.

27 The editors and organizers of the MPI-3 have been: *Taken from MPI-2.2 with minor*  
28 *corrections. Need to separate the working groups list (which is currently reviewers) from the*  
29 *primary authors . Also, did I miss active steering committee members?*

- 30
- 31 ● William Gropp, Steering committee, Frontmatter, Introduction, Groups, Contexts,  
32 and Communicators, One-Sided Communications, and Bibliography
- 33
- 34 ● Richard Graham, Steering committee, Point-to-Point Communication; Meeting Con-  
35 vener, and MPI-3 chair
- 36
- 37 ● Adam Moody, Collective Communication
- 38
- 39 ● Torsten Hoefler, Collective Communication and Process Topologies
- 40
- 41 ● George Bosilca, Datatypes and Environmental Management
- 42
- 43 ● David Solt, Process Creation and Management
- 44
- 45 ● Bronis R. de Supinski, External Interfaces, and Profiling
- 46
- 47 ● Rajeev Thakur, I/O and One-Sided Communications
- 48
- Darius Buntinas, Info Object
- Jeffrey M. Squyres, Language Bindings and MPI 3.0 Secretary

- Rolf Rabenseifner, Steering committee, Terms and Definitions, Deprecated Functions, Annex Change-Log, and Annex Language Bindings

The following list includes some of the active participants who attended MPI-3 Forum meetings and in the e-mail discussions of the errata items and are not mentioned above.

Sadaf Alam	Pavan Balaji	Purushotham V. Bangalore
Brian Barrett	Richard Barrett	Robert Blackmore
Ron Brightwell	Greg Bronevetsky	Darius Buntinas
James Dinan	Terry Dontje	Gabor Dozsa
Edgar Gabriel	David Goodell	Manjunath Gorentla Vankata
Erez Haba	Jeff Hammond	Thomas Herauld
Marc-André Hermanns	Jennifer Herrett-Skjellum	Joshua Hursey
Yutaka Ishikawa	Bin Jia	Hideyuki Jitsumoto
Yann Kalemkarian	Chulho Kim	Christof Klausecker
Alice Koniges	Quincey Koziol	Dieter Kranzmueller
Manojkumar Krishnan	Sameer Kumar	Andrew Lumsdaine
Miao Luo	Ewing Lusk	Kathryn Mohror
Steve Oyanagi	Mark Pagel	Steve Poole
Howard Pritchard	Craig Rasmussen	Hubert Ritzdorf
Timo Schneider	Martin Schulz	Christian Siebert
Anthony Skjellum	Brian Smith	Marc Snir
Shinji Sumimoto	Alexander Supalov	Sayantana Sur
Fabian Tillier	Vinod Tipparaju	Keith Underwood
Rolf Vandevaart	Abhinav Vishnu	

The MPI Forum also acknowledges and appreciates the valuable input from people via e-mail and in person.

The following institutions supported the MPI-3 effort through time and travel support for the people listed above.

Argonne National Laboratory  
Bull  
Cisco Systems, Inc.  
Cray Inc.  
CSCS  
Forschungszentrum Jülich  
Fujitsu  
German Research School for Simulation Sciences  
The HDF Group  
Hewlett-Packard  
International Business Machines  
IBM India Private Ltd  
Indiana University  
Institut National de Recherche en Informatique et Automatique (INRIA)  
Institute for Advanced Science & Engineering Corporation  
Intel Corporation  
Lawrence Berkeley National Laboratory  
Lawrence Livermore National Laboratory

1 Los Alamos National Laboratory  
2 Ludwig-Maximilians Universität München  
3 Microsoft  
4 NEC Corporation  
5 Oak Ridge National Laboratory  
6 The Ohio State University  
7 Oracle America  
8 Pacific Northwest National Laboratory  
9 QLogic Corporation  
10 RunTime Computing Solutions, LLC  
11 Sandia National Laboratory  
12 Technical University of Chemnitz  
13 Tokyo Institute of Technology  
14 University of Alabama at Birmingham  
15 University of Chicago  
16 University of Houston  
17 University of Illinois at Urbana-Champaign  
18 University of Stuttgart, High Performance Computing Center Stuttgart (HLRS)  
19 University of Tennessee, Knoxville  
20 University of Tokyo

21  
22 Funding for the MPI Forum meetings was partially supported by award #CCF-0816909  
23 from the National Science Foundation. In addition, the HDF Group provided travel support  
24 for one U.S. academic.  
25  
26  
27  
28  
29  
30  
31  
32  
33  
34  
35  
36  
37  
38  
39  
40  
41  
42  
43  
44  
45  
46  
47  
48

1  
2  
3  
4  
5  
6  
7  
8  
9  
10  
11  
12  
13  
14  
15  
16  
17  
18  
19  
20  
21  
22  
23  
24  
25  
26  
27  
28  
29  
30  
31  
32  
33  
34  
35  
36  
37  
38  
39  
40  
41  
42  
43  
44  
45  
46  
47  
48

# Chapter 1

## Introduction to MPI

### 1.1 Overview and Goals

MPI (Message-Passing Interface) is a *message-passing library interface specification*. All parts of this definition are significant. MPI addresses primarily the message-passing parallel programming model, in which data is moved from the address space of one process to that of another process through cooperative operations on each process. [Extensions to the “classical” message-passing model are provided in collective operations, remote-memory access operations, dynamic process creation, and parallel I/O.] MPI is a *specification*, not an implementation; there are multiple implementations of MPI. This specification is for a *library interface*; MPI is not a language, and all MPI operations are expressed as functions, subroutines, or methods, according to the appropriate language bindings, which for C, C++, Fortran-77, and Fortran-95, are part of the MPI standard. The standard has been defined through an open process by a community of parallel computing vendors, computer scientists, and application developers. The next few sections provide an overview of the history of MPI’s development.

ticket0.

ticket0.

The main advantages of establishing a message-passing standard are portability and ease of use. In a distributed memory communication environment in which the higher level routines and/or abstractions are built upon lower level message-passing routines the benefits of standardization are particularly apparent. Furthermore, the definition of a message-passing standard, such as that proposed here, provides vendors with a clearly defined base set of routines that they can implement efficiently, or in some cases [provide hardware support for]for which they can provide hardware support, thereby enhancing scalability.

ticket0.

The goal of the Message-Passing Interface simply stated is to develop a widely used standard for writing message-passing programs. As such the interface should establish a practical, portable, efficient, and flexible standard for message passing.

A complete list of goals follows.

- Design an application programming interface (not necessarily for compilers or a system implementation library).
- Allow efficient communication: Avoid memory-to-memory copying, allow overlap of computation and communication, and offload to communication co-processor, where available.
- Allow for implementations that can be used in a heterogeneous environment.

- 1 • Allow convenient C, C++, Fortran-77, and Fortran-95 bindings for the interface.
- 2
- 3 • Assume a reliable communication interface: the user need not cope with communica-
- 4 tion failures. Such failures are dealt with by the underlying communication subsystem.
- 5
- 6 • Define an interface that can be implemented on many vendor's platforms, with no
- 7 significant changes in the underlying communication and system software.
- 8
- 9 • Semantics of the interface should be language independent.
- 10
- 11 • The interface should be designed to allow for thread safety.

## 12 1.2 Background of MPI-1.0

13  
14 MPI sought to make use of the most attractive features of a number of existing message-  
15 passing systems, rather than selecting one of them and adopting it as the standard. Thus,  
16 MPI was strongly influenced by work at the IBM T. J. Watson Research Center [1, 2],  
17 Intel's NX/2 [42], Express [12], nCUBE's Vertex [38], p4 [7, 8], and PARMACS [5, 9].  
18 Other important contributions have come from Zipcode [45, 46], Chimp [16, 17], PVM  
19 [4, 14], Chameleon [25], and PICL [24].

20 The MPI standardization effort involved about 60 people from 40 organizations mainly  
21 from the United States and Europe. Most of the major vendors of concurrent computers  
22 were involved in MPI, along with researchers from universities, government laboratories, and  
23 industry. The standardization process began with the Workshop on Standards for Message-  
24 Passing in a Distributed Memory Environment, sponsored by the Center for Research on  
25 Parallel Computing, held April 29-30, 1992, in Williamsburg, Virginia [53]. At this workshop  
26 the basic features essential to a standard message-passing interface were discussed, and a  
27 working group established to continue the standardization process.

28 A preliminary draft proposal, known as MPI1, was put forward by Dongarra, Hempel,  
29 Hey, and Walker in November 1992, and a revised version was completed in February  
30 1993 [15]. MPI1 embodied the main features that were identified at the Williamsburg  
31 workshop as being necessary in a message passing standard. Since MPI1 was primarily  
32 intended to promote discussion and "get the ball rolling," it focused mainly on point-to-point  
33 communications. MPI1 brought to the forefront a number of important standardization  
34 issues, but did not include any collective communication routines and was not thread-safe.

35 In November 1992, a meeting of the MPI working group was held in Minneapolis, at  
36 which it was decided to place the standardization process on a more formal footing, and to  
37 generally adopt the procedures and organization of the High Performance Fortran Forum.  
38 Subcommittees were formed for the major component areas of the standard, and an email  
39 discussion service established for each. In addition, the goal of producing a draft MPI  
40 standard by the Fall of 1993 was set. To achieve this goal the MPI working group met every  
41 6 weeks for two days throughout the first 9 months of 1993, and presented the draft MPI  
42 standard at the Supercomputing 93 conference in November 1993. These meetings and the  
43 email discussion together constituted the MPI Forum, membership of which has been open  
44 to all members of the high performance computing community.

## 1.3 Background of MPI-1.1, MPI-1.2, and MPI-2.0

Beginning in March 1995, the MPI Forum began meeting to consider corrections and extensions to the original MPI Standard document [21]. The first product of these deliberations was Version 1.1 of the MPI specification, released in June of 1995 [22] (see <http://www.mpi-forum.org> for official MPI document releases). At that time, effort focused in five areas.

1. Further corrections and clarifications for the MPI-1.1 document.
2. Additions to MPI-1.1 that do not significantly change its types of functionality (new datatype constructors, language interoperability, etc.).
3. Completely new types of functionality (dynamic processes, one-sided communication, parallel I/O, etc.) that are what everyone thinks of as “MPI-2 functionality.”
4. Bindings for Fortran 90 and C++. MPI-2 specifies C++ bindings for both MPI-1 and MPI-2 functions, and extensions to the Fortran 77 binding of MPI-1 and MPI-2 to handle Fortran 90 issues.
5. Discussions of areas in which the MPI process and framework seem likely to be useful, but where more discussion and experience are needed before standardization (e.g. zero-copy semantics on shared-memory machines, real-time specifications).

Corrections and clarifications (items of type 1 in the above list) were collected in Chapter 3 of the MPI-2 document: “Version 1.2 of MPI.” That chapter also contains the function for identifying the version number. Additions to MPI-1.1 (items of types 2, 3, and 4 in the above list) are in the remaining chapters of the MPI-2 document, and constitute the specification for MPI-2. Items of type 5 in the above list have been moved to a separate document, the “MPI Journal of Development” (JOD), and are not part of the MPI-2 Standard.

This structure makes it easy for users and implementors to understand what level of MPI compliance a given implementation has:

- MPI-1 compliance will mean compliance with MPI-1.3. This is a useful level of compliance. It means that the implementation conforms to the clarifications of MPI-1.1 function behavior given in Chapter 3 of the MPI-2 document. Some implementations may require changes to be MPI-1 compliant.
- MPI-2 compliance will mean compliance with all of MPI-2.1.
- The MPI Journal of Development is not part of the MPI Standard.

It is to be emphasized that forward compatibility is preserved. That is, a valid MPI-1.1 program is both a valid MPI-1.3 program and a valid MPI-2.1 program, and a valid MPI-1.3 program is a valid MPI-2.1 program.

## 1.4 Background of MPI-1.3 and MPI-2.1

After the release of MPI-2.0, the MPI Forum kept working on errata and clarifications for both standard documents (MPI-1.1 and MPI-2.0). The short document “Errata for MPI-1.1” was released October 12, 1998. On July 5, 2001, a first ballot of errata and clarifications for

1 MPI-2.0 was released, and a second ballot was voted on May 22, 2002. Both votes were done  
2 electronically. Both ballots were combined into one document: “Errata for MPI-2”, May  
3 15, 2002. This errata process was then interrupted, but the Forum and its e-mail reflectors  
4 kept working on new requests for clarification.

5 Restarting regular work of the MPI Forum was initiated in three meetings, at EuroPVM/MPI’06 in Bonn, at EuroPVM/MPI’07 in Paris, and at SC’07 in Reno. In De-  
6 cember 2007, a steering committee started the organization of new MPI Forum meetings at  
7 regular 8-weeks intervals. At the January 14-16, 2008 meeting in Chicago, the MPI Forum  
8 decided to combine the existing and future MPI documents to one [single] document for each  
9 version of the MPI standard. For technical and historical reasons, this series was started  
10 with MPI-1.3. Additional Ballots 3 and 4 solved old questions from the errata list started  
11 in 1995 up to new questions from the last years. After all documents (MPI-1.1, MPI-2,  
12 Errata for MPI-1.1 (Oct. 12, 1998), and MPI-2.1 Ballots 1-4) were combined into one draft  
13 document, for each chapter, a chapter author and review team were defined. They cleaned  
14 up the document to achieve a consistent MPI-2.1 document. The final MPI-2.1 standard  
15 document was finished in June 2008, and finally released with a second vote in September  
16 2008 in the meeting at Dublin, just before EuroPVM/MPI’08. The major work of the  
17 current MPI Forum is the preparation of MPI-3.  
18  
19

## 20 1.5 Background of MPI-2.2

21 MPI-2.2 is a minor update to the MPI-2.1 standard. This version addresses additional errors  
22 and ambiguities that were not corrected in the MPI-2.1 standard as well as a small number  
23 of extensions to MPI-2.1 that met the following criteria:  
24

- 25 • Any correct MPI-2.1 program is a correct MPI-2.2 program.
- 26 • Any extension must have significant benefit for users.
- 27 • Any extension must not require significant implementation effort. To that end, all  
28 such changes are accompanied by an open source implementation.
- 29

30 The discussions of MPI-2.2 proceeded concurrently with the MPI-3 discussions; in some  
31 cases, extensions were proposed for MPI-2.2 but were later moved to MPI-3.  
32  
33

## 34 1.6 Background of MPI-3.0

35 MPI-3.0 is a major update to the MPI standard. Areas of particular interest are the extension  
36 of collective operations to include nonblocking, with other areas under consideration. This  
37 draft contains the MPI Forum’s current draft of nonblocking collective routines.  
38  
39

## 40 1.7 Who Should Use This Standard?

41 This standard is intended for use by all those who want to write portable message-passing  
42 programs in Fortran, C and C++. This includes individual application programmers, de-  
43 velopers of software designed to run on parallel machines, and creators of environments  
44 and tools. In order to be attractive to this wide audience, the standard must provide a  
45 simple, easy-to-use interface for the basic user while not semantically precluding the high-  
46 performance message-passing operations available on advanced machines.  
47  
48



## 1.8 What Platforms Are Targets For Implementation?

The attractiveness of the message-passing paradigm at least partially stems from its wide portability. Programs expressed this way may run on distributed-memory multiprocessors, networks of workstations, and combinations of all of these. In addition, shared-memory implementations, including those for multi-core processors and hybrid architectures, are possible. The paradigm will not be made obsolete by architectures combining the shared- and distributed-memory views, or by increases in network speeds. It thus should be both possible and useful to implement this standard on a great variety of machines, including those “machines” consisting of collections of other machines, parallel or not, connected by a communication network.

The interface is suitable for use by fully general MIMD programs, as well as those written in the more restricted style of SPMD. MPI provides many features intended to improve performance on scalable parallel computers with specialized interprocessor communication hardware. Thus, we expect that native, high-performance implementations of MPI will be provided on such machines. At the same time, implementations of MPI on top of standard Unix interprocessor communication protocols will provide portability to workstation clusters and heterogenous networks of workstations.

## 1.9 What Is Included In The Standard?

The standard includes:

- Point-to-point communication,
- Datatypes,
- Collective operations,
- Process groups,
- Communication contexts,
- Process topologies,
- Environmental [M]management and inquiry,
- The [i]Info object,
- Process creation and management,
- One-sided communication,
- External interfaces,
- Parallel file I/O,
- Language [B]bindings for Fortran, C and C++,
- Profiling interface.

## 1.10 What Is Not Included In The Standard?

The standard does not specify:

- Operations that require more operating system support than is currently standard; for example, interrupt-driven receives, remote execution, or active messages,
- Program construction tools,
- Debugging facilities.

There are many features that have been considered and not included in this standard. This happened for a number of reasons, one of which is the time constraint that was self-imposed in finishing the standard. Features that are not included can always be offered as extensions by specific implementations. Perhaps future versions of MPI will address some of these issues.

## 1.11 Organization of this Document

The following is a list of the remaining chapters in this document, along with a brief description of each.

- Chapter 2, *MPI Terms and Conventions*, explains notational terms and conventions used throughout the MPI document.
- Chapter 3, *Point to Point Communication*, defines the basic, pairwise communication subset of MPI. *Send* and *receive* are found here, along with many associated functions designed to make basic communication powerful and efficient.
- Chapter 4, *Datatypes*, defines a method to describe any data layout, e.g., an array of structures in the memory, which can be used as message send or receive buffer.
- Chapter 5, *Collective Communications*, defines process-group collective communication operations. Well known examples of this are barrier and broadcast over a group of processes (not necessarily all the processes). With MPI-2, the semantics of collective communication was extended to include intercommunicators. It also adds two new collective operations. **MPI-3 adds nonblocking collective operations.**
- Chapter 6, *Groups, Contexts, Communicators, and Caching*, shows how groups of processes are formed and manipulated, how unique communication contexts are obtained, and how the two are bound together into a *communicator*.
- Chapter 7, *Process Topologies*, explains a set of utility functions meant to assist in the mapping of process groups (a linearly ordered set) to richer topological structures such as multi-dimensional grids.
- Chapter 8, *MPI Environmental Management*, explains how the programmer can manage and make inquiries of the current MPI environment. These functions are needed for the writing of correct, robust programs, and are especially important for the construction of highly-portable message-passing programs.

ticket0.

- Chapter 9, The Info Object, defines an opaque object, that is used as input [of]in several MPI routines. 1
- Chapter 10, Process Creation and Management, defines routines that allow for creation of processes. 2
- Chapter 11, One-Sided Communications, defines communication routines that can be completed by a single process. These include shared-memory operations (put/get) and remote accumulate operations. 3
- Chapter 12, External Interfaces, defines routines designed to allow developers to layer on top of MPI. This includes generalized requests, routines that decode MPI opaque objects, and threads. 4
- Chapter 13, I/O, defines MPI support for parallel I/O. 5
- Chapter 14, Profiling Interface, explains a simple name-shifting convention that any MPI implementation must support. One motivation for this is the ability to put performance profiling calls into MPI without the need for access to the MPI source code. The name shift is merely an interface, it says nothing about how the actual profiling should be done and in fact, the name shift can be useful for other purposes. 6
- Chapter 15, Deprecated Functions, describes routines that are kept for reference. However usage of these functions is discouraged, as they may be deleted in future versions of the standard. 7
- Chapter 16, Language Bindings, describes the C++ binding, discusses Fortran issues, and describes language interoperability aspects between C, C++, and Fortran. 8

The Appendices are: 9

- Annex A, Language Bindings Summary, gives specific syntax in C, C++, and Fortran, for all MPI functions, constants, and types. 10
- Annex B, Change-Log, summarizes major changes since the previous version of the standard. 11
- Several Index pages [are showing]show the locations of examples, constants and pre-defined handles, callback routine[s] prototypes, and all MPI functions. 12

MPI provides various interfaces to facilitate interoperability of distinct MPI implementations. Among these are the canonical data representation for MPI I/O and for MPI\_PACK\_EXTERNAL and MPI\_UNPACK\_EXTERNAL. The definition of an actual binding of these interfaces that will enable interoperability is outside the scope of this document. 13

A separate document consists of ideas that were discussed in the MPI Forum and deemed to have value, but are not included in the MPI Standard. They are part of the “Journal of Development” (JOD), lest good ideas be lost and in order to provide a starting point for further work. The chapters in the JOD are 14

- Chapter 2, Spawning Independent Processes, includes some elements of dynamic process management, in particular management of processes with which the spawning processes do not intend to communicate, that the Forum discussed at length but ultimately decided not to include in the MPI Standard. 15

- 1     • Chapter 3, *Threads and MPI*, describes some of the expected interaction between an  
2       MPI implementation and a thread library in a multi-threaded environment.
- 3
- 4     • Chapter 4, *Communicator ID*, describes an approach to providing identifiers for com-  
5       municators.
- 6
- 7     • Chapter 5, *Miscellany*, discusses Miscellaneous topics in the MPI JOD, in particu-  
8       lar single-copy routines for use in shared-memory environments and new datatype  
9       constructors.
- 10    • Chapter 6, *Toward a Full Fortran 90 Interface*, describes an approach to providing a  
11      more elaborate Fortran 90 interface.
- 12
- 13    • Chapter 7, *Split Collective Communication*, describes a specification for certain non-  
14      blocking collective operations.
- 15
- 16    • Chapter 8, *Real-Time MPI*, discusses MPI support for real time processing.
- 17
- 18
- 19
- 20
- 21
- 22
- 23
- 24
- 25
- 26
- 27
- 28
- 29
- 30
- 31
- 32
- 33
- 34
- 35
- 36
- 37
- 38
- 39
- 40
- 41
- 42
- 43
- 44
- 45
- 46
- 47
- 48

1  
2  
3  
4  
5  
6  
7  
8  
9  
10  
11  
12  
13  
14  
15  
16  
17  
18  
19  
20  
21  
22  
23  
24  
25  
26  
27  
28  
29  
30  
31  
32  
33  
34  
35  
36  
37  
38  
39  
40  
41  
42  
43  
44  
45  
46  
47  
48

## Chapter 2

# MPI Terms and Conventions

This chapter explains notational terms and conventions used throughout the MPI document, some of the choices that have been made, and the rationale behind those choices. It is similar to the MPI-1 Terms and Conventions chapter but differs in some major and minor ways. Some of the major areas of difference are the naming conventions, some semantic definitions, file objects, Fortran 90 *vs* Fortran 77, C++, processes, and interaction with signals.

### 2.1 Document Notation

*Rationale.* Throughout this document, the rationale for the design choices made in the interface specification is set off in this format. Some readers may wish to skip these sections, while readers interested in interface design may want to read them carefully. (*End of rationale.*)

*Advice to users.* Throughout this document, material aimed at users and that illustrates usage is set off in this format. Some readers may wish to skip these sections, while readers interested in programming in MPI may want to read them carefully. (*End of advice to users.*)

*Advice to implementors.* Throughout this document, material that is primarily commentary to implementors is set off in this format. Some readers may wish to skip these sections, while readers interested in MPI implementations may want to read them carefully. (*End of advice to implementors.*)

### 2.2 Naming Conventions

In many cases MPI names for C functions are of the form `MPI_Class_action_subset`. This convention originated with MPI-1. Since MPI-2 an attempt has been made to standardize the names of MPI functions according to the following rules. The C++ bindings in particular follow these rules (see Section 2.6.4 on page 18).

1. In C, all routines associated with a particular type of MPI object should be of the form `MPI_Class_action_subset` or, if no subset exists, of the form `MPI_Class_action`. In Fortran, all routines associated with a particular type of MPI object should be of the form `MPI_CLASS_ACTION_SUBSET` or, if no subset exists, of the form

1 MPI\_CLASS\_ACTION. For C and Fortran we use the C++ terminology to define the  
 2 Class. In C++, the routine is a method on **Class** and is named  
 3 MPI::Class::Action\_subset. If the routine is associated with a certain class, but does  
 4 not make sense as an object method, it is a static member function of the class.

- 5
- 6 2. If the routine is not associated with a class, the name should be of the form  
 7 MPI\_Action\_subset in C and MPI\_ACTION\_SUBSET in Fortran, and in C++ should  
 8 be scoped in the MPI namespace, MPI::Action\_subset.
- 9
- 10 3. The names of certain actions have been standardized. In particular, **Create** creates  
 11 a new object, **Get** retrieves information about an object, **Set** sets this information,  
 12 **Delete** deletes information, **Is** asks whether or not an object has a certain property.

13 C and Fortran names for some MPI functions (that were defined during the MPI-1  
 14 process) violate these rules in several cases. The most common exceptions are the omission  
 15 of the **Class** name from the routine and the omission of the **Action** where one can be  
 16 inferred.

17 MPI identifiers are limited to 30 characters (31 with the profiling interface). This is  
 18 done to avoid exceeding the limit on some compilation systems.

## 21 2.3 Procedure Specification

22 MPI procedures are specified using a language-independent notation. The arguments of  
 23 procedure calls are marked as IN, OUT or INOUT. The meanings of these are:  
 24

- 25 • IN: the call may use the input value but does not update the argument,
- 26
- 27 • OUT: the call may update the argument but does not use its input value,
- 28
- 29 • INOUT: the call may both use and update the argument.

30 There is one special case — if an argument is a handle to an opaque object (these  
 31 terms are defined in Section 2.5.1), and the object is updated by the procedure call, then  
 32 the argument is marked INOUT or OUT. It is marked this way even though the handle itself  
 33 is not modified — we use the INOUT or OUT attribute to denote that what the handle  
 34 *references* is updated. Thus, in C++, IN arguments are usually either references or pointers  
 35 to **const** objects.  
 36

37 *Rationale.* The definition of MPI tries to avoid, to the largest possible extent, the use  
 38 of INOUT arguments, because such use is error-prone, especially for scalar arguments.  
 39 (*End of rationale.*)  
 40

41 MPI's use of IN, OUT and INOUT is intended to indicate to the user how an argument  
 42 is to be used, but does not provide a rigorous classification that can be translated directly  
 43 into all language bindings (e.g., **INTENT** in Fortran 90 bindings or **const** in C bindings).  
 44 For instance, the “constant” MPI\_BOTTOM can usually be passed to OUT buffer arguments.  
 45 Similarly, MPI\_STATUS\_IGNORE can be passed as the OUT status argument.

46 A common occurrence for MPI functions is an argument that is used as IN by some pro-  
 47 cesses and OUT by other processes. Such an argument is, syntactically, an INOUT argument  
 48

and is marked as such, although, semantically, it is not used in one call both for input and for output on a single process.

Another frequent situation arises when an argument value is needed only by a subset of the processes. When an argument is not significant at a process then an arbitrary value can be passed as an argument.

Unless specified otherwise, an argument of type OUT or type INOUT cannot be aliased with any other argument passed to an MPI procedure. An example of argument aliasing in C appears below. If we define a C procedure like this,

```
void copyIntBuffer( int *pin, int *pout, int len )
{   int i;
    for (i=0; i<len; ++i) *pout++ = *pin++;
}
```

then a call to it in the following code fragment has aliased arguments.

```
int a[10];
copyIntBuffer( a, a+3, 7);
```

Although the C language allows this, such usage of MPI procedures is forbidden unless otherwise specified. Note that Fortran prohibits aliasing of arguments.

All MPI functions are first specified in the language-independent notation. Immediately below this, the ISO C version of the function is shown followed by a version of the same function in Fortran and then the C++ binding. Fortran in this document refers to Fortran 90; see Section 2.6.

## 2.4 Semantic Terms

When discussing MPI procedures the following semantic terms are used.

**nonblocking** A procedure is nonblocking if the procedure may return before the operation completes, and before the user is allowed to reuse resources (such as buffers) specified in the call. A nonblocking request is **started** by the call that initiates it, e.g., MPI\_ISEND. The word complete is used with respect to operations, requests, and communications. An **operation completes** when the user is allowed to reuse resources, and any output buffers have been updated; i.e. a call to MPI\_TEST will return `flag = true`. A **request is completed** by a call to `wait`, which returns, or a test or get status call which returns `flag = true`. This completing call has two effects: the status is extracted from the request; in the case of test and wait, if the request was nonpersistent, it is **freed**, and becomes **inactive** if it was persistent. A **communication completes** when all participating operations complete.

**blocking** A procedure is blocking if return from the procedure indicates the user is allowed to reuse resources specified in the call.

**local** A procedure is local if completion of the procedure depends only on the local executing process.

**non-local** A procedure is non-local if completion of the operation may require the execution of some MPI procedure on another process. Such an operation may require communication occurring with another user process.

1 **collective** A procedure is collective if all processes in a process group need to invoke the  
2 procedure. A collective call may or may not be synchronizing. Collective calls over  
3 the same communicator must be executed in the same order by all members of the  
4 process group.

5  
6 **predefined** A predefined datatype is a datatype with a predefined (constant) name (such  
7 as `MPI_INT`, `MPI_FLOAT_INT`, or `MPI_UB`) or a datatype constructed with  
8 `MPI_TYPE_CREATE_F90_INTEGER`, `MPI_TYPE_CREATE_F90_REAL`, or  
9 `MPI_TYPE_CREATE_F90_COMPLEX`. The former are **named** whereas the latter are  
10 **unnamed**.

11 **derived** A derived datatype is any datatype that is not predefined.

12  
13 **portable** A datatype is portable, if it is a predefined datatype, or it is derived from a  
14 portable datatype using only the type constructors `MPI_TYPE_CONTIGUOUS`,  
15 `MPI_TYPE_VECTOR`, `MPI_TYPE_INDEXED`, `MPI_TYPE_CREATE_INDEXED_BLOCK`,  
16 `MPI_TYPE_CREATE_SUBARRAY`, `MPI_TYPE_DUP`, and `MPI_TYPE_CREATE_DARRAY`.  
17 Such a datatype is portable because all displacements in the datatype are in terms  
18 of extents of one predefined datatype. Therefore, if such a datatype fits a data lay-  
19 out in one memory, it will fit the corresponding data layout in another memory, if  
20 the same declarations were used, even if the two systems have different architec-  
21 tures. On the other hand, if a datatype was constructed using  
22 `MPI_TYPE_CREATE_HINDEXED`, `MPI_TYPE_CREATE_HVECTOR` or  
23 `MPI_TYPE_CREATE_STRUCT`, then the datatype contains explicit byte displace-  
24 ments (e.g., providing padding to meet alignment restrictions). These displacements  
25 are unlikely to be chosen correctly if they fit data layout on one memory, but are  
26 used for data layouts on another process, running on a processor with a different  
27 architecture.

28  
29 **equivalent** Two datatypes are equivalent if they appear to have been created with the same  
30 sequence of calls (and arguments) and thus have the same typemap. Two equivalent  
31 datatypes do not necessarily have the same cached attributes or the same names.

## 32 33 2.5 Data Types

### 34 35 2.5.1 Opaque Objects

36 MPI manages **system memory** that is used for buffering messages and for storing internal  
37 representations of various MPI objects such as groups, communicators, datatypes, etc. This  
38 memory is not directly accessible to the user, and objects stored there are **opaque**: their  
39 size and shape is not visible to the user. Opaque objects are accessed via **handles**, which  
40 exist in user space. MPI procedures that operate on opaque objects are passed handle  
41 arguments to access these objects. In addition to their use by MPI calls for object access,  
42 handles can participate in assignments and comparisons.

43  
44 In Fortran, all handles have type `INTEGER`. In C and C++, a different handle type is  
45 defined for each category of objects. In addition, handles themselves are distinct objects  
46 in C++. The C and C++ types must support the use of the assignment and equality  
47 operators.



*Advice to implementors.* In Fortran, the handle can be an index into a table of opaque objects in a system table; in C it can be such an index or a pointer to the object. C++ handles can simply “wrap up” a table index or pointer.

*(End of advice to implementors.)*

Opaque objects are allocated and deallocated by calls that are specific to each object type. These are listed in the sections where the objects are described. The calls accept a handle argument of matching type. In an allocate call this is an OUT argument that returns a valid reference to the object. In a call to deallocate this is an INOUT argument which returns with an “invalid handle” value. MPI provides an “invalid handle” constant for each object type. Comparisons to this constant are used to test for validity of the handle.

A call to a deallocate routine invalidates the handle and marks the object for deallocation. The object is not accessible to the user after the call. However, MPI need not deallocate the object immediately. Any operation pending (at the time of the deallocate) that involves this object will complete normally; the object will be deallocated afterwards.

An opaque object and its handle are significant only at the process where the object was created and cannot be transferred to another process.

MPI provides certain predefined opaque objects and predefined, static handles to these objects. The user must not free such objects. In C++, this is enforced by declaring the handles to these predefined objects to be `static const`.

*Rationale.* This design hides the internal representation used for MPI data structures, thus allowing similar calls in C, C++, and Fortran. It also avoids conflicts with the typing rules in these languages, and easily allows future extensions of functionality. The mechanism for opaque objects used here loosely follows the POSIX Fortran binding standard.

The explicit separation of handles in user space and objects in system space allows space-reclaiming and deallocation calls to be made at appropriate points in the user program. If the opaque objects were in user space, one would have to be very careful not to go out of scope before any pending operation requiring that object completed. The specified design allows an object to be marked for deallocation, the user program can then go out of scope, and the object itself still persists until any pending operations are complete.

The requirement that handles support assignment/comparison is made since such operations are common. This restricts the domain of possible implementations. The alternative would have been to allow handles to have been an arbitrary, opaque type. This would force the introduction of routines to do assignment and comparison, adding complexity, and was therefore ruled out. *(End of rationale.)*

*Advice to users.* A user may accidentally create a dangling reference by assigning to a handle the value of another handle, and then deallocating the object associated with these handles. Conversely, if a handle variable is deallocated before the associated object is freed, then the object becomes inaccessible (this may occur, for example, if the handle is a local variable within a subroutine, and the subroutine is exited before the associated object is deallocated). It is the user’s responsibility to avoid adding or deleting references to opaque objects, except as a result of MPI calls that allocate or deallocate such objects. *(End of advice to users.)*

1       *Advice to implementors.* The intended semantics of opaque objects is that opaque  
2 objects are separate from one another; each call to allocate such an object copies  
3 all the information required for the object. Implementations may avoid excessive  
4 copying by substituting referencing for copying. For example, a derived datatype  
5 may contain references to its components, rather than copies of its components; a  
6 call to `MPI_COMM_GROUP` may return a reference to the group associated with the  
7 communicator, rather than a copy of this group. In such cases, the implementation  
8 must maintain reference counts, and allocate and deallocate objects in such a way that  
9 the visible effect is as if the objects were copied. (*End of advice to implementors.*)

## 11 2.5.2 Array Arguments

12  
13 An MPI call may need an argument that is an array of opaque objects, or an array of  
14 handles. The array-of-handles is a regular array with entries that are handles to objects  
15 of the same type in consecutive locations in the array. Whenever such an array is used,  
16 an additional `len` argument is required to indicate the number of valid entries (unless this  
17 number can be derived otherwise). The valid entries are at the beginning of the array;  
18 `len` indicates how many of them there are, and need not be the size of the entire array.  
19 The same approach is followed for other array arguments. In some cases `NULL` handles are  
20 considered valid entries. When a `NULL` argument is desired for an array of statuses, one  
21 uses `MPI_STATUSES_IGNORE`.

## 22 2.5.3 State

23  
24 MPI procedures use at various places arguments with *state* types. The values of such a data  
25 type are all identified by names, and no operation is defined on them. For example, the  
26 `MPI_TYPE_CREATE_SUBARRAY` routine has a state argument `order` with values  
27 `MPI_ORDER_C` and `MPI_ORDER_FORTRAN`.

## 28 2.5.4 Named Constants

29  
30 MPI procedures sometimes assign a special meaning to a special value of a basic type argu-  
31 ment; e.g., `tag` is an integer-valued argument of point-to-point communication operations,  
32 with a special wild-card value, `MPI_ANY_TAG`. Such arguments will have a range of regular  
33 values, which is a proper subrange of the range of values of the corresponding basic type;  
34 special values (such as `MPI_ANY_TAG`) will be outside the regular range. The range of regu-  
35 lar values, such as `tag`, can be queried using environmental inquiry functions (Chapter 7 of  
36 the MPI-1 document). The range of other values, such as `source`, depends on values given  
37 by other MPI routines (in the case of `source` it is the communicator size).

38 MPI also provides predefined named constant handles, such as `MPI_COMM_WORLD`.

39  
40 All named constants, with the exceptions noted below for Fortran, can be used in  
41 initialization expressions or assignments, but not necessarily in array declarations or as  
42 labels in C/C++ `switch` or Fortran `select/case` statements. This implies named constants  
43 to be link-time but not necessarily compile-time constants. The named constants listed  
44 below are required to be compile-time constants in both C/C++ and Fortran. These  
45 constants do not change values during execution. Opaque objects accessed by constant  
46 handles are defined and do not change value between MPI initialization (`MPI_INIT`) and  
47 MPI completion (`MPI_FINALIZE`). The handles themselves are constants and can be also  
48 used in initialization expressions or assignments.

The constants that are required to be compile-time constants (and can thus be used for array length declarations and labels in C/C++ `switch` and Fortran `case/select` statements) are:

MPI\_MAX\_PROCESSOR\_NAME

MPI\_MAX\_ERROR\_STRING

MPI\_MAX\_DATAREP\_STRING

MPI\_MAX\_INFO\_KEY

MPI\_MAX\_INFO\_VAL

MPI\_MAX\_OBJECT\_NAME

MPI\_MAX\_PORT\_NAME

MPI\_STATUS\_SIZE (Fortran only)

MPI\_ADDRESS\_KIND (Fortran only)

MPI\_INTEGER\_KIND (Fortran only)

MPI\_OFFSET\_KIND (Fortran only)

and their C++ counterparts where appropriate.

The constants that cannot be used in initialization expressions or assignments in Fortran are:

MPI\_BOTTOM

MPI\_STATUS\_IGNORE

MPI\_STATUSES\_IGNORE

MPI\_ERRCODES\_IGNORE

MPI\_IN\_PLACE

MPI\_ARGV\_NULL

MPI\_ARGVS\_NULL

MPI\_UNWEIGHTED

*Advice to implementors.* In Fortran the implementation of these special constants may require the use of language constructs that are outside the Fortran standard. Using special values for the constants (e.g., by defining them through `PARAMETER` statements) is not possible because an implementation cannot distinguish these values from legal data. Typically, these constants are implemented as predefined static variables (e.g., a variable in an MPI-declared `COMMON` block), relying on the fact that the target compiler passes data by address. Inside the subroutine, this address can be extracted by some mechanism outside the Fortran standard (e.g., by Fortran extensions or by implementing the function in C). (*End of advice to implementors.*)

### 2.5.5 Choice

MPI functions sometimes use arguments with a *choice* (or union) data type. Distinct calls to the same routine may pass by reference actual arguments of different types. The mechanism for providing such arguments will differ from language to language. For Fortran, the document uses `<type>` to represent a choice variable; for C and C++, we use `void *`.

### 2.5.6 Addresses

Some MPI procedures use *address* arguments that represent an absolute address in the calling program. The datatype of such an argument is `MPI_Aint` in C, `MPI::Aint` in C++ and `INTEGER (KIND=MPI_ADDRESS_KIND)` in Fortran. These types must have the same

width and encode address values in the same manner such that address values in one language may be passed directly to another language without conversion. There is the MPI constant `MPI_BOTTOM` to indicate the start of the address range.

### 2.5.7 File Offsets

For I/O there is a need to give the size, displacement, and offset into a file. These quantities can easily be larger than 32 bits which can be the default size of a Fortran integer. To overcome this, these quantities are declared to be `INTEGER (KIND=MPI_OFFSET_KIND)` in Fortran. In C one uses `MPI_Offset` whereas in C++ one uses `MPI::Offset`. These types must have the same width and encode address values in the same manner such that offset values in one language may be passed directly to another language without conversion.

### 2.5.8 Counts

Derived datatypes can be created representing more elements than can be encoded in a C `int` or Fortran `INTEGER`. `MPI_GET_COUNT`, `MPI_GET_ELEMENTS`, and associated functions cannot properly express these quantities. To overcome this limitation, these quantities are declared to be `INTEGER (KIND=MPI_COUNT_KIND)` in Fortran. In C one uses `MPI_Count`. These types must have the same width and encode values in the same manner such that count values in one language may be passed directly to another language without conversion. The size of the `MPI_Count` type is determined by the MPI implementation with the restriction that it must be minimally capable of encoding a C `int` and Fortran `INTEGER`.

## 2.6 Language Binding

This section defines the rules for MPI language binding in general and for Fortran, ISO C, and C++, in particular. (Note that ANSI C has been replaced by ISO C.) The C++ language bindings have been deprecated. Defined here are various object representations, as well as the naming conventions used for expressing this standard. The actual calling sequences are defined elsewhere.

MPI bindings are for Fortran 90, though they are designed to be usable in Fortran 77 environments.

Since the word `PARAMETER` is a keyword in the Fortran language, we use the word “argument” to denote the arguments to a subroutine. These are normally referred to as parameters in C and C++, however, we expect that C and C++ programmers will understand the word “argument” (which has no specific meaning in C/C++), thus allowing us to avoid unnecessary confusion for Fortran programmers.

Since Fortran is case insensitive, linkers may use either lower case or upper case when resolving Fortran names. Users of case sensitive languages should avoid the “`mpi_`” and “`pmpi_`” prefixes.

### 2.6.1 Deprecated Names and Functions

A number of chapters refer to deprecated or replaced MPI-1 constructs. These are constructs that continue to be part of the MPI standard, as documented in Chapter 15, but that users are recommended not to continue using, since better solutions were provided **beginning** with MPI-2. For example, the Fortran binding for MPI-1 functions that have address arguments

uses `INTEGER`. This is not consistent with the C binding, and causes problems on machines with 32 bit `INTEGER`s and 64 bit addresses. In MPI-2, these functions were given new names with new bindings for the address arguments. The use of the old functions is deprecated. For consistency, here and in a few other cases, new C functions are also provided, even though the new functions are equivalent to the old functions. The old names are deprecated. Another example is provided by the MPI-1 predefined datatypes `MPI_UB` and `MPI_LB`. They are deprecated, since their use is awkward and error-prone. The MPI-2 function `MPI_TYPE_CREATE_RESIZED` provides a more convenient mechanism to achieve the same effect.

Table 2.1 shows a list of all of the deprecated constructs. Note that the constants `MPI_LB` and `MPI_UB` are replaced by the function `MPI_TYPE_CREATE_RESIZED`; this is because their principal use was as input datatypes to `MPI_TYPE_STRUCT` to create resized datatypes. Also note that some C typedefs and Fortran subroutine names are included in this list; they are the types of callback functions.

Deprecated	MPI-2 Replacement
<code>MPI_ADDRESS</code>	<code>MPI_GET_ADDRESS</code>
<code>MPI_TYPE_HINDEXED</code>	<code>MPI_TYPE_CREATE_HINDEXED</code>
<code>MPI_TYPE_HVECTOR</code>	<code>MPI_TYPE_CREATE_HVECTOR</code>
<code>MPI_TYPE_STRUCT</code>	<code>MPI_TYPE_CREATE_STRUCT</code>
<code>MPI_TYPE_EXTENT</code>	<code>MPI_TYPE_GET_EXTENT</code>
<code>MPI_TYPE_UB</code>	<code>MPI_TYPE_GET_EXTENT</code>
<code>MPI_TYPE_LB</code>	<code>MPI_TYPE_GET_EXTENT</code>
<code>MPI_LB</code>	<code>MPI_TYPE_CREATE_RESIZED</code>
<code>MPI_UB</code>	<code>MPI_TYPE_CREATE_RESIZED</code>
<code>MPI_ERRHANDLER_CREATE</code>	<code>MPI_COMM_CREATE_ERRHANDLER</code>
<code>MPI_ERRHANDLER_GET</code>	<code>MPI_COMM_GET_ERRHANDLER</code>
<code>MPI_ERRHANDLER_SET</code>	<code>MPI_COMM_SET_ERRHANDLER</code>
<code>MPI_Handler_function</code>	<code>MPI_Comm_errhandler_function</code>
<code>MPI_KEYVAL_CREATE</code>	<code>MPI_COMM_CREATE_KEYVAL</code>
<code>MPI_KEYVAL_FREE</code>	<code>MPI_COMM_FREE_KEYVAL</code>
<code>MPI_DUP_FN</code>	<code>MPI_COMM_DUP_FN</code>
<code>MPI_NULL_COPY_FN</code>	<code>MPI_COMM_NULL_COPY_FN</code>
<code>MPI_NULL_DELETE_FN</code>	<code>MPI_COMM_NULL_DELETE_FN</code>
<code>MPI_Copy_function</code>	<code>MPI_Comm_copy_attr_function</code>
<code>COPY_FUNCTION</code>	<code>COMM_COPY_ATTR_FN</code>
<code>MPI_Delete_function</code>	<code>MPI_Comm_delete_attr_function</code>
<code>DELETE_FUNCTION</code>	<code>COMM_DELETE_ATTR_FN</code>
<code>MPI_ATTR_DELETE</code>	<code>MPI_COMM_DELETE_ATTR</code>
<code>MPI_ATTR_GET</code>	<code>MPI_COMM_GET_ATTR</code>
<code>MPI_ATTR_PUT</code>	<code>MPI_COMM_SET_ATTR</code>

Table 2.1: Deprecated constructs

## 2.6.2 Fortran Binding Issues

Originally, MPI-1.1 provided bindings for Fortran 77. These bindings are retained, but they are now interpreted in the context of the Fortran 90 standard. MPI can still be used with most Fortran 77 compilers, as noted below. When the term Fortran is used it means Fortran 90.

All MPI names have an `MPI_` prefix, and all characters are capitals. Programs must not declare variables, parameters, or functions with names beginning with the prefix `MPI_`. To avoid conflicting with the profiling interface, programs should also avoid functions with the prefix `PMPI_`. This is mandated to avoid possible name collisions.

All MPI Fortran subroutines have a return code in the last argument. A few MPI operations which are functions do not have the return code argument. The return code value for successful completion is `MPI_SUCCESS`. Other error codes are implementation dependent; see the error codes in Chapter 8 and Annex A.

Constants representing the maximum length of a string are one smaller in Fortran than in C and C++ as discussed in Section 16.3.9.

Handles are represented in Fortran as `INTEGERS`. Binary-valued variables are of type `LOGICAL`.

Array arguments are indexed from one.

The MPI Fortran binding is inconsistent with the Fortran 90 standard in several respects. These inconsistencies, such as register optimization problems, have implications for user codes that are discussed in detail in Section 16.2.2. They are also inconsistent with Fortran 77.

## 2.6.3 C Binding Issues

We use the ISO C declaration format. All MPI names have an `MPI_` prefix, defined constants are in all capital letters, and defined types and functions have one capital letter after the prefix. Programs must not declare variables or functions with names beginning with the prefix `MPI_`. To support the profiling interface, programs should not declare functions with names beginning with the prefix `PMPI_`.

The definition of named constants, function prototypes, and type definitions must be supplied in an include file `mpi.h`.

Almost all C functions return an error code. The successful return code will be `MPI_SUCCESS`, but failure return codes are implementation dependent.

Type declarations are provided for handles to each category of opaque objects.

Array arguments are indexed from zero.

Logical flags are integers with value 0 meaning “false” and a non-zero value meaning “true.”

Choice arguments are pointers of type `void *`.

Address arguments are of MPI defined type `MPI_Aint`. File displacements are of type `MPI_Offset`. `MPI_Aint` is defined to be an integer of the size needed to hold any valid address on the target architecture. `MPI_Offset` is defined to be an integer of the size needed to hold any valid file size on the target architecture.

## 2.6.4 C++ Binding Issues

The C++ language bindings have been deprecated. There are places in the standard that give rules for C and not for C++. In these cases, the C rule should be applied to the C++

case, as appropriate. In particular, the values of constants given in the text are the ones for C and Fortran. A cross index of these with the C++ names is given in Annex A.

We use the ISO C++ declaration format. All MPI names are declared within the scope of a namespace called `MPI` and therefore are referenced with an `MPI::` prefix. Defined constants are in all capital letters, and class names, defined types, and functions have only their first letter capitalized. Programs must not declare variables or functions in the `MPI` namespace. This is mandated to avoid possible name collisions.

The definition of named constants, function prototypes, and type definitions must be supplied in an include file `mpi.h`.

*Advice to implementors.* The file `mpi.h` may contain both the C and C++ definitions. Usually one can simply use the defined value (generally `__cplusplus`, but not required) to see if one is using C++ to protect the C++ definitions. It is possible that a C compiler will require that the source protected this way be legal C code. In this case, all the C++ definitions can be placed in a different include file and the “`#include`” directive can be used to include the necessary C++ definitions in the `mpi.h` file. (*End of advice to implementors.*)

C++ functions that create objects or return information usually place the object or information in the return value. Since the language neutral prototypes of MPI functions include the C++ return value as an OUT parameter, semantic descriptions of MPI functions refer to the C++ return value by that parameter name. The remaining C++ functions return `void`.

In some circumstances, MPI permits users to indicate that they do not want a return value. For example, the user may indicate that the status is not filled in. Unlike C and Fortran where this is achieved through a special input value, in C++ this is done by having two bindings where one has the optional argument and one does not.

C++ functions do not return error codes. If the default error handler has been set to `MPI::ERRORS_THROW_EXCEPTIONS`, the C++ exception mechanism is used to signal an error by throwing an `MPI::Exception` object.

It should be noted that the default error handler (i.e., `MPI::ERRORS_ARE_FATAL`) on a given type has not changed. User error handlers are also permitted. `MPI::ERRORS_RETURN` simply returns control to the calling function; there is no provision for the user to retrieve the error code.

User callback functions that return integer error codes should not throw exceptions; the returned error will be handled by the MPI implementation by invoking the appropriate error handler.

*Advice to users.* C++ programmers that want to handle MPI errors on their own should use the `MPI::ERRORS_THROW_EXCEPTIONS` error handler, rather than `MPI::ERRORS_RETURN`, that is used for that purpose in C. Care should be taken using exceptions in mixed language situations. (*End of advice to users.*)

Opaque object handles must be objects in themselves, and have the assignment and equality operators overridden to perform semantically like their C and Fortran counterparts.

Array arguments are indexed from zero.

Logical flags are of type `bool`.

Choice arguments are pointers of type `void *`.

1 Address arguments are of MPI-defined integer type `MPI::Aint`, defined to be an integer  
 2 of the size needed to hold any valid address on the target architecture. Analogously,  
 3 `MPI::Offset` is an integer to hold file offsets.

4 Most MPI functions are methods of MPI C++ classes. MPI class names are generated  
 5 from the language neutral MPI types by dropping the `MPI_` prefix and scoping the type  
 6 within the MPI namespace. For example, `MPI_DATATYPE` becomes `MPI::Datatype`.

7 The names of MPI functions generally follow the naming rules given. In some circum-  
 8 stances, the MPI function is related to a function defined already for MPI-1 with a name  
 9 that does not follow the naming conventions. In this circumstance, the language neutral  
 10 name is in analogy to the MPI name even though this gives an MPI-2 name that violates the  
 11 naming conventions. The C and Fortran names are the same as the language neutral name  
 12 in this case. However, the C++ names do reflect the naming rules and can differ from the C  
 13 and Fortran names. Thus, the analogous name in C++ to the MPI name may be different  
 14 than the language neutral name. This results in the C++ name differing from the language  
 15 neutral name. An example of this is the language neutral name of `MPI_FINALIZED` and a  
 16 C++ name of `MPI::ls_finalized`.

17 In C++, function `typedefs` are made publicly within appropriate classes. However,  
 18 these declarations then become somewhat cumbersome, as with the following:

```
19 {typedef MPI::Grequest::Query_function(); (binding deprecated, see Section 15.2)}
```

20 would look like the following:

```
21
22 namespace MPI {
23     class Request {
24         // ...
25     };
26
27     class Grequest : public MPI::Request {
28         // ...
29         typedef Query_function(void* extra_state, MPI::Status& status);
30     };
31 };
32
```

33 Rather than including this scaffolding when declaring C++ `typedefs`, we use an abbreviated  
 34 form. In particular, we explicitly indicate the class and namespace scope for the `typedef`  
 35 of the function. Thus, the example above is shown in the text as follows:

```
36 typedef int MPI::Grequest::Query_function(void* extra_state,
37                                           MPI::Status& status)
```

38  
 39 The C++ bindings presented in Annex A.4 and throughout this document were gener-  
 40 ated by applying a simple set of name generation rules to the MPI function specifications.  
 41 While these guidelines may be sufficient in most cases, they may not be suitable for all  
 42 situations. In cases of ambiguity or where a specific semantic statement is desired, these  
 43 guidelines may be superseded as the situation dictates.

- 44 1. All functions, types, and constants are declared within the scope of a `namespace` called  
 45 `MPI`.
- 46  
 47 2. Arrays of MPI handles are always left in the argument list (whether they are IN or  
 48 OUT arguments).



3. If the argument list of an MPI function contains a scalar IN handle, and it makes sense to define the function as a method of the object corresponding to that handle, the function is made a member function of the corresponding MPI class. The member functions are named according to the corresponding MPI function name, but without the “MPI\_” prefix and without the object name prefix (if applicable). In addition:
  - (a) The scalar IN handle is dropped from the argument list, and `this` corresponds to the dropped argument.
  - (b) The function is declared `const`.
4. MPI functions are made into class functions (static) when they belong on a class but do not have a unique scalar IN or INOUT parameter of that class.
5. If the argument list contains a single OUT argument that is not of type `MPI_STATUS` (or an array), that argument is dropped from the list and the function returns that value.

**Example 2.1** The C++ binding for `MPI_COMM_SIZE` is  
`int MPI::Comm::Get_size(void) const.`

6. If there are multiple OUT arguments in the argument list, one is chosen as the return value and is removed from the list.
7. If the argument list does not contain any OUT arguments, the function returns `void`.

**Example 2.2** The C++ binding for `MPI_REQUEST_FREE` is  
`void MPI::Request::Free(void)`

8. MPI functions to which the above rules do not apply are not members of any class, but are defined in the MPI namespace.

**Example 2.3** The C++ binding for `MPI_BUFFER_ATTACH` is  
`void MPI::Attach_buffer(void* buffer, int size).`

9. All class names, defined types, and function names have only their first letter capitalized. Defined constants are in all capital letters.
10. Any IN pointer, reference, or array argument must be declared `const`.
11. Handles are passed by reference.
12. Array arguments are denoted with square brackets (`[]`), not pointers, as this is more semantically precise.

### 2.6.5 Functions and Macros

An implementation is allowed to implement `MPI_WTIME`, `MPI_WTICK`, `PMPI_WTIME`, `PMPI_WTICK`, and the handle-conversion functions (`MPI_Group_f2c`, etc.) in Section 16.3.4, and no others, as macros in C.

1 *Advice to implementors.* Implementors should document which routines are imple-  
2 mented as macros. (*End of advice to implementors.*)

3  
4 *Advice to users.* If these routines are implemented as macros, they will not work  
5 with the MPI profiling interface. (*End of advice to users.*)

## 6 7 2.7 Processes

9 An MPI program consists of autonomous processes, executing their own code, in an MIMD  
10 style. The codes executed by each process need not be identical. The processes communicate  
11 via calls to MPI communication primitives. [Typically, each process executes in its own  
12 address space, although shared-memory implementations of MPI are possible.] Multiple MPI  
13 processes can execute within a single address space.

14  
15 *Advice to implementors.* An implementation that supports multiple MPI processes  
16 within the same address space must maintain the association of user-created threads  
17 to MPI processes. For example, it can store, in a thread-private location, a pointer to  
18 the data structure associated with this MPI process that is inherited from parent to  
19 child. (*End of advice to implementors.*)

20  
21 This document specifies the behavior of a parallel program assuming that only MPI  
22 calls are used. The interaction of an MPI program with other possible means of commu-  
23 nication, I/O, and process management is not specified. Unless otherwise stated in the  
24 specification of the standard, MPI places no requirements on the result of its interaction  
25 with external mechanisms that provide similar or equivalent functionality. This includes,  
26 but is not limited to, interactions with external mechanisms for process control, shared and  
27 remote memory access, file system access and control, interprocess communication, process  
28 signaling, and terminal I/O. High quality implementations should strive to make the results  
29 of such interactions intuitive to users, and attempt to document restrictions where deemed  
30 necessary.

31  
32 *Advice to implementors.* Implementations that support such additional mechanisms  
33 for functionality supported within MPI are expected to document how these interact  
34 with MPI. (*End of advice to implementors.*)

35  
36 The interaction of MPI and threads is defined in Section 12.4.

## 37 38 2.8 Error Handling

39  
40 MPI provides the user with reliable message transmission. A message sent is always received  
41 correctly, and the user does not need to check for transmission errors, time-outs, or other  
42 error conditions. In other words, MPI does not provide mechanisms for dealing with failures  
43 in the communication system. If the MPI implementation is built on an unreliable underly-  
44 ing mechanism, then it is the job of the implementor of the MPI subsystem to insulate the  
45 user from this unreliability, or to reflect unrecoverable errors as failures. Whenever possible,  
46 such failures will be reflected as errors in the relevant communication call. Similarly, MPI  
47 itself provides no mechanisms for handling processor failures.

Of course, MPI programs may still be erroneous. A **program error** can occur when an MPI call is made with an incorrect argument (non-existing destination in a send operation, buffer too small in a receive operation, etc.). This type of error would occur in any implementation. In addition, a **resource error** may occur when a program exceeds the amount of available system resources (number of pending messages, system buffers, etc.). The occurrence of this type of error depends on the amount of available resources in the system and the resource allocation mechanism used; this may differ from system to system. A high-quality implementation will provide generous limits on the important resources so as to alleviate the portability problem this represents.

In C and Fortran, almost all MPI calls return a code that indicates successful completion of the operation. Whenever possible, MPI calls return an error code if an error occurred during the call. By default, an error detected during the execution of the MPI library causes the parallel computation to abort, except for file operations. However, MPI provides mechanisms for users to change this default and to handle recoverable errors. The user may specify that no error is fatal, and handle error codes returned by MPI calls by himself or herself. Also, the user may provide his or her own error-handling routines, which will be invoked whenever an MPI call returns abnormally. The MPI error handling facilities are described in Section 8.3. The return values of C++ functions are not error codes. If the default error handler has been set to `MPI::ERRORS_THROW_EXCEPTIONS`, the C++ exception mechanism is used to signal an error by throwing an `MPI::Exception` object. See also Section 16.1.8 on page 504.

Several factors limit the ability of MPI calls to return with meaningful error codes when an error occurs. MPI may not be able to detect some errors; other errors may be too expensive to detect in normal execution mode; finally some errors may be “catastrophic” and may prevent MPI from returning control to the caller in a consistent state.

Another subtle issue arises because of the nature of asynchronous communications: MPI calls may initiate operations that continue asynchronously after the call returned. Thus, the operation may return with a code indicating successful completion, yet later cause an error exception to be raised. If there is a subsequent call that relates to the same operation (e.g., a call that verifies that an asynchronous operation has completed) then the error argument associated with this call will be used to indicate the nature of the error. In a few cases, the error may occur after all calls that relate to the operation have completed, so that no error value can be used to indicate the nature of the error (e.g., an error on the receiver in a send with the ready mode). Such an error must be treated as fatal, since information cannot be returned for the user to recover from it.

This document does not specify the state of a computation after an erroneous MPI call has occurred. The desired behavior is that a relevant error code be returned, and the effect of the error be localized to the greatest possible extent. E.g., it is highly desirable that an erroneous receive call will not cause any part of the receiver’s memory to be overwritten, beyond the area specified for receiving the message.

Implementations may go beyond this document in supporting in a meaningful manner MPI calls that are defined here to be erroneous. For example, MPI specifies strict type matching rules between matching send and receive operations: it is erroneous to send a floating point variable and receive an integer. Implementations may go beyond these type matching rules, and provide automatic type conversion in such situations. It will be helpful to generate warnings for such non-conforming behavior.

MPI defines a way for users to create new error codes as defined in Section 8.5.

## 2.9 Implementation Issues

There are a number of areas where an MPI implementation may interact with the operating environment and system. While MPI does not mandate that any services (such as signal handling) be provided, it does strongly suggest the behavior to be provided if those services are available. This is an important point in achieving portability across platforms that provide the same set of services.

### 2.9.1 Independence of Basic Runtime Routines

MPI programs require that library routines that are part of the basic language environment (such as `write` in Fortran and `printf` and `malloc` in ISO C) and are executed after `MPI_INIT` and before `MPI_FINALIZE` operate independently and that their *completion* is independent of the action of other processes in an MPI program.

Note that this in no way prevents the creation of library routines that provide parallel services whose operation is collective. However, the following program is expected to complete in an ISO C environment regardless of the size of `MPI_COMM_WORLD` (assuming that `printf` is available at the executing nodes).

```
int rank;
MPI_Init((void *)0, (void *)0);
MPI_Comm_rank(MPI_COMM_WORLD, &rank);
if (rank == 0) printf("Starting program\n");
MPI_Finalize();
```

The corresponding Fortran and C++ programs are also expected to complete.

An example of what is *not* required is any particular ordering of the action of these routines when called by several tasks. For example, MPI makes neither requirements nor recommendations for the output from the following program (again assuming that I/O is available at the executing nodes).

```
MPI_Comm_rank(MPI_COMM_WORLD, &rank);
printf("Output from task rank %d\n", rank);
```

In addition, calls that fail because of resource exhaustion or other error are not considered a violation of the requirements here (however, they are required to complete, just not to complete successfully).

### 2.9.2 Interaction with Signals

MPI does not specify the interaction of processes with signals and does not require that MPI be signal safe. The implementation may reserve some signals for its own use. It is required that the implementation document which signals it uses, and it is strongly recommended that it not use `SIGALRM`, `SIGFPE`, or `SIGIO`. Implementations may also prohibit the use of MPI calls from within signal handlers.

In multithreaded environments, users can avoid conflicts between signals and the MPI library by catching signals only on threads that do not execute MPI calls. High quality single-threaded implementations will be signal safe: an MPI call suspended by a signal will resume and complete normally after the signal is handled.

## 2.10 Examples

The examples in this document are for illustration purposes only. They are not intended to specify the standard. Furthermore, the examples have not been carefully checked or verified.

1  
2  
3  
4  
5  
6  
7  
8  
9  
10  
11  
12  
13  
14  
15  
16  
17  
18  
19  
20  
21  
22  
23  
24  
25  
26  
27  
28  
29  
30  
31  
32  
33  
34  
35  
36  
37  
38  
39  
40  
41  
42  
43  
44  
45  
46  
47  
48

1  
2  
3  
4  
5  
6  
7  
8  
9  
10  
11  
12  
13  
14  
15  
16  
17  
18  
19  
20  
21  
22  
23  
24  
25  
26  
27  
28  
29  
30  
31  
32  
33  
34  
35  
36  
37  
38  
39  
40  
41  
42  
43  
44  
45  
46  
47  
48

# Chapter 3

## Point-to-Point Communication

### 3.1 Introduction

Sending and receiving of messages by processes is the basic MPI communication mechanism. The basic point-to-point communication operations are **send** and **receive**. Their use is illustrated in the example below.

```
#include "mpi.h"
int main( int argc, char **argv )
{
    char message[20];
    int myrank;
    MPI_Status status;
    MPI_Init( &argc, &argv );
    MPI_Comm_rank( MPI_COMM_WORLD, &myrank );
    if (myrank == 0) /* code for process zero */
    {
        strcpy(message,"Hello, there");
        MPI_Send(message, strlen(message)+1, MPI_CHAR, 1, 99, MPI_COMM_WORLD);
    }
    else if (myrank == 1) /* code for process one */
    {
        MPI_Recv(message, 20, MPI_CHAR, 0, 99, MPI_COMM_WORLD, &status);
        printf("received :%s:\n", message);
    }
    MPI_Finalize();
}
```

In this example, process zero (`myrank = 0`) sends a message to process one using the **send** operation `MPI_SEND`. The operation specifies a **send buffer** in the sender memory from which the message data is taken. In the example above, the send buffer consists of the storage containing the variable `message` in the memory of process zero. The location, size and type of the send buffer are specified by the first three parameters of the send operation. The message sent will contain the 13 characters of this variable. In addition, the send operation associates an **envelope** with the message. This envelope specifies the message destination and contains distinguishing information that can be used by the **receive**

operation to select a particular message. The last three parameters of the send operation, along with the rank of the sender, specify the envelope for the message sent. Process one (`myrank = 1`) receives this message with the **receive** operation `MPI_RECV`. The message to be received is selected according to the value of its envelope, and the message data is stored into the **receive buffer**. In the example above, the receive buffer consists of the storage containing the string `message` in the memory of process one. The first three parameters of the receive operation specify the location, size and type of the receive buffer. The next three parameters are used for selecting the incoming message. The last parameter is used to return information on the message just received.

The next sections describe the blocking send and receive operations. We discuss send, receive, blocking communication semantics, type matching requirements, type conversion in heterogeneous environments, and more general communication modes. Nonblocking communication is addressed next, followed by channel-like constructs and send-receive operations. Nonblocking communication is addressed next, followed by channel-like constructs and send-receive operations, ending with a description of the “dummy” process, `MPI_PROC_NULL`.

## 3.2 Blocking Send and Receive Operations

### 3.2.1 Blocking Send

The syntax of the blocking send operation is given below.

```
MPI_SEND(buf, count, datatype, dest, tag, comm)
```

IN	buf	initial address of send buffer (choice)
IN	count	number of elements in send buffer (non-negative integer)
IN	datatype	datatype of each send buffer element (handle)
IN	dest	rank of destination (integer)
IN	tag	message tag (integer)
IN	comm	communicator (handle)

```
int MPI_Send(void* buf, int count, MPI_Datatype datatype, int dest,
             int tag, MPI_Comm comm)
```

```
MPI_SEND(BUF, COUNT, DATATYPE, DEST, TAG, COMM, IERROR)
```

```
<type> BUF(*)
```

```
INTEGER COUNT, DATATYPE, DEST, TAG, COMM, IERROR
```

```
{void MPI::Comm::Send(const void* buf, int count, const
                      MPI::Datatype& datatype, int dest, int tag) const(binding
                      deprecated, see Section 15.2) }
```

The blocking semantics of this call are described in Section 3.4.



### 3.2.2 Message Data

The send buffer specified by the MPI\_SEND operation consists of `count` successive entries of the type indicated by `datatype`, starting with the entry at address `buf`. Note that we specify the message length in terms of number of *elements*, not number of *bytes*. The former is machine independent and closer to the application level.

The data part of the message consists of a sequence of `count` values, each of the type indicated by `datatype`. `count` may be zero, in which case the data part of the message is empty. The basic datatypes that can be specified for message data values correspond to the basic datatypes of the host language. Possible values of this argument for Fortran and the corresponding Fortran types are listed in Table 3.1.

MPI datatype	Fortran datatype
MPI_INTEGER	INTEGER
MPI_REAL	REAL
MPI_DOUBLE_PRECISION	DOUBLE PRECISION
MPI_COMPLEX	COMPLEX
MPI_LOGICAL	LOGICAL
MPI_CHARACTER	CHARACTER(1)
MPI_BYTE	
MPI_PACKED	

Table 3.1: Predefined MPI datatypes corresponding to Fortran datatypes

Possible values for this argument for C and the corresponding C types are listed in Table 3.2.

The datatypes MPI\_BYTE and MPI\_PACKED do not correspond to a Fortran or C datatype. A value of type MPI\_BYTE consists of a byte (8 binary digits). A byte is uninterpreted and is different from a character. Different machines may have different representations for characters, or may use more than one byte to represent characters. On the other hand, a byte has the same binary value on all machines. The use of the type MPI\_PACKED is explained in Section 4.2.

MPI requires support of these datatypes, which match the basic datatypes of Fortran and ISO C. Additional MPI datatypes should be provided if the host language has additional data types: MPI\_DOUBLE\_COMPLEX for double precision complex in Fortran declared to be of type DOUBLE COMPLEX; MPI\_REAL2, MPI\_REAL4 and MPI\_REAL8 for Fortran reals, declared to be of type REAL\*2, REAL\*4 and REAL\*8, respectively; MPI\_INTEGER1, MPI\_INTEGER2 and MPI\_INTEGER4 for Fortran integers, declared to be of type INTEGER\*1, INTEGER\*2 and INTEGER\*4, respectively; etc.

*Rationale.* One goal of the design is to allow for MPI to be implemented as a library, with no need for additional preprocessing or compilation. Thus, one cannot assume that a communication call has information on the datatype of variables in the communication buffer; this information must be supplied by an explicit argument. The need for such datatype information will become clear in Section 3.3.2. (*End of rationale.*)

*Rationale.* The datatypes MPI\_C\_BOOL, MPI\_INT8\_T, MPI\_INT16\_T, MPI\_INT32\_T, MPI\_UINT8\_T, MPI\_UINT16\_T, MPI\_UINT32\_T, MPI\_C\_COMPLEX,

MPI datatype	C datatype
MPI_CHAR	char (treated as printable character)
MPI_SHORT	signed short int
MPI_INT	signed int
MPI_LONG	signed long int
MPI_LONG_LONG_INT	signed long long int
MPI_LONG_LONG (as a synonym)	signed long long int
MPI_SIGNED_CHAR	signed char (treated as integral value)
MPI_UNSIGNED_CHAR	unsigned char (treated as integral value)
MPI_UNSIGNED_SHORT	unsigned short int
MPI_UNSIGNED	unsigned int
MPI_UNSIGNED_LONG	unsigned long int
MPI_UNSIGNED_LONG_LONG	unsigned long long int
MPI_FLOAT	float
MPI_DOUBLE	double
MPI_LONG_DOUBLE	long double
MPI_WCHAR	wchar_t (defined in <stddef.h> (treated as printable character)
MPI_C_BOOL	_Bool
MPI_INT8_T	int8_t
MPI_INT16_T	int16_t
MPI_INT32_T	int32_t
MPI_INT64_T	int64_t
MPI_UINT8_T	uint8_t
MPI_UINT16_T	uint16_t
MPI_UINT32_T	uint32_t
MPI_UINT64_T	uint64_t
MPI_C_COMPLEX	float _Complex
MPI_C_FLOAT_COMPLEX (as a synonym)	float _Complex
MPI_C_DOUBLE_COMPLEX	double _Complex
MPI_C_LONG_DOUBLE_COMPLEX	long double _Complex
MPI_BYTE	
MPI_PACKED	

Table 3.2: Predefined MPI datatypes corresponding to C datatypes

MPI\_C\_FLOAT\_COMPLEX, MPI\_C\_DOUBLE\_COMPLEX, and MPI\_C\_LONG\_DOUBLE\_COMPLEX have no corresponding C++ bindings. This was intentionally done to avoid potential collisions with the C preprocessor and namespaced C++ names. C++ applications can use the C bindings with no loss of functionality. (*End of rationale.*)

The datatypes MPI\_AINT and MPI\_OFFSET correspond to the MPI-defined C types

MPI datatype	C datatype	Fortran datatype
MPI_AINT	MPI_Aint	INTEGER (KIND=MPI_ADDRESS_KIND)
MPI_OFFSET	MPI_Offset	INTEGER (KIND=MPI_OFFSET_KIND)

Table 3.3: Predefined MPI datatypes corresponding to both C and Fortran datatypes

MPI\_Aint and MPI\_Offset and their Fortran equivalents INTEGER (KIND=MPI\_ADDRESS\_KIND) and INTEGER (KIND=MPI\_OFFSET\_KIND). This is described in Table 3.3. See Section 16.3.10 for information on interlanguage communication with these types.

### 3.2.3 Message Envelope

In addition to the data part, messages carry information that can be used to distinguish messages and selectively receive them. This information consists of a fixed number of fields, which we collectively call the **message envelope**. These fields are

source  
destination  
tag  
communicator

The message source is implicitly determined by the identity of the message sender. The other fields are specified by arguments in the send operation.

The message destination is specified by the `dest` argument.

The integer-valued message tag is specified by the `tag` argument. This integer can be used by the program to distinguish different types of messages. The range of valid tag values is  $0, \dots, UB$ , where the value of `UB` is implementation dependent. It can be found by querying the value of the attribute `MPI_TAG_UB`, as described in Chapter 8. MPI requires that `UB` be no less than 32767.

The `comm` argument specifies the **communicator** that is used for the send operation. Communicators are explained in Chapter 6; below is a brief summary of their usage.

A communicator specifies the communication context for a communication operation. Each communication context provides a separate “communication universe:” messages are always received within the context they were sent, and messages sent in different contexts do not interfere.

The communicator also specifies the set of processes that share this communication context. This **process group** is ordered and processes are identified by their rank within this group. Thus, the range of valid values for `dest` is  $0, \dots, n-1$ , where  $n$  is the number of processes in the group. (If the communicator is an inter-communicator, then destinations are identified by their rank in the remote group. See Chapter 6.)

A predefined communicator `MPI_COMM_WORLD` is provided by MPI. It allows communication with all processes that are accessible after MPI initialization and processes are identified by their rank in the group of `MPI_COMM_WORLD`.

*Advice to users.* Users that are comfortable with the notion of a flat name space for processes, and a single communication context, as offered by most existing communication libraries, need only use the predefined variable `MPI_COMM_WORLD` as the

1 comm argument. This will allow communication with all the processes available at  
2 initialization time.

3 Users may define new communicators, as explained in Chapter 6. Communicators  
4 provide an important encapsulation mechanism for libraries and modules. They allow  
5 modules to have their own disjoint communication universe and their own process  
6 numbering scheme. (*End of advice to users.*)  
7

8 *Advice to implementors.* The message envelope would normally be encoded by a  
9 fixed-length message header. However, the actual encoding is implementation depen-  
10 dent. Some of the information (e.g., source or destination) may be implicit, and need  
11 not be explicitly carried by messages. Also, processes may be identified by relative  
12 ranks, or absolute ids, etc. (*End of advice to implementors.*)  
13

#### 14 3.2.4 Blocking Receive

15 The syntax of the blocking receive operation is given below.  
16

17  
18 MPI\_RECV (buf, count, datatype, source, tag, comm, status)

19	OUT	buf	initial address of receive buffer (choice)
20	IN	count	number of elements in receive buffer (non-negative in- 21 terger)
22	IN	datatype	datatype of each receive buffer element (handle)
23	IN	source	rank of source or MPI_ANY_SOURCE (integer)
24	IN	tag	message tag or MPI_ANY_TAG (integer)
25	IN	comm	communicator (handle)
26	OUT	status	status object (Status)

27  
28  
29  
30  
31 `int MPI_Recv(void* buf, int count, MPI_Datatype datatype, int source,`  
32 `int tag, MPI_Comm comm, MPI_Status *status)`

33 MPI\_RECV(BUF, COUNT, DATATYPE, SOURCE, TAG, COMM, STATUS, IERROR)  
34 <type> BUF(\*)  
35 INTEGER COUNT, DATATYPE, SOURCE, TAG, COMM, STATUS(MPI\_STATUS\_SIZE),  
36 IERROR  
37

38 {void MPI::Comm::Recv(void\* buf, int count, const MPI::Datatype& datatype,  
39 int source, int tag, MPI::Status& status) const(*binding*  
40 *deprecated, see Section 15.2*) }

41 {void MPI::Comm::Recv(void\* buf, int count, const MPI::Datatype& datatype,  
42 int source, int tag) const(*binding deprecated, see Section 15.2*) }

43  
44 The blocking semantics of this call are described in Section 3.4.

45 The receive buffer consists of the storage containing count consecutive elements of the  
46 type specified by datatype, starting at address buf. The length of the received message must  
47 be less than or equal to the length of the receive buffer. An overflow error occurs if all  
48 incoming data does not fit, without truncation, into the receive buffer.

If a message that is shorter than the receive buffer arrives, then only those locations corresponding to the (shorter) message are modified.

*Advice to users.* The MPI\_PROBE function described in Section 3.8 can be used to receive messages of unknown length. (*End of advice to users.*)

*Advice to implementors.* Even though no specific behavior is mandated by MPI for erroneous programs, the recommended handling of overflow situations is to return in status information about the source and tag of the incoming message. The receive operation will return an error code. A quality implementation will also ensure that no memory that is outside the receive buffer will ever be overwritten.

In the case of a message shorter than the receive buffer, MPI is quite strict in that it allows no modification of the other locations. A more lenient statement would allow for some optimizations but this is not allowed. The implementation must be ready to end a copy into the receiver memory exactly at the end of the receive buffer, even if it is an odd address. (*End of advice to implementors.*)

The selection of a message by a receive operation is governed by the value of the message envelope. A message can be received by a receive operation if its envelope matches the source, tag and comm values specified by the receive operation. The receiver may specify a wildcard MPI\_ANY\_SOURCE value for source, and/or a wildcard MPI\_ANY\_TAG value for tag, indicating that any source and/or tag are acceptable. It cannot specify a wildcard value for comm. Thus, a message can be received by a receive operation only if it is addressed to the receiving process, has a matching communicator, has matching source unless source=MPI\_ANY\_SOURCE in the pattern, and has a matching tag unless tag=MPI\_ANY\_TAG in the pattern.

The message tag is specified by the tag argument of the receive operation. The argument source, if different from MPI\_ANY\_SOURCE, is specified as a rank within the process group associated with that same communicator (remote process group, for intercommunicators). Thus, the range of valid values for the source argument is  $\{0, \dots, n-1\} \cup \{\text{MPI\_ANY\_SOURCE}\}$ , where n is the number of processes in this group.

Note the asymmetry between send and receive operations: A receive operation may accept messages from an arbitrary sender, on the other hand, a send operation must specify a unique receiver. This matches a “push” communication mechanism, where data transfer is effected by the sender (rather than a “pull” mechanism, where data transfer is effected by the receiver).

Source = destination is allowed, that is, a process can send a message to itself. (However, it is unsafe to do so with the blocking send and receive operations described above, since this may lead to deadlock. See Section 3.5.)

*Advice to implementors.* Message context and other communicator information can be implemented as an additional tag field. It differs from the regular message tag in that wild card matching is not allowed on this field, and that value setting for this field is controlled by communicator manipulation functions. (*End of advice to implementors.*)

### 3.2.5 Return Status

The source or tag of a received message may not be known if wildcard values were used in the receive operation. Also, if multiple requests are completed by a single MPI function

(see Section 3.7.5), a distinct error code may need to be returned for each request. The information is returned by the `status` argument of `MPI_RECV`. The type of `status` is MPI-defined. Status variables need to be explicitly allocated by the user, that is, they are not system objects.

In C, `status` is a structure that contains three fields named `MPI_SOURCE`, `MPI_TAG`, and `MPI_ERROR`; the structure may contain additional fields. Thus, `status.MPI_SOURCE`, `status.MPI_TAG` and `status.MPI_ERROR` contain the source, tag, and error code, respectively, of the received message.

In Fortran, `status` is an array of `INTEGERS` of size `MPI_STATUS_SIZE`. The constants `MPI_SOURCE`, `MPI_TAG` and `MPI_ERROR` are the indices of the entries that store the source, tag and error fields. Thus, `status(MPI_SOURCE)`, `status(MPI_TAG)` and `status(MPI_ERROR)` contain, respectively, the source, tag and error code of the received message.

In C++, the `status` object is handled through the following methods:

```
{int MPI::Status::Get_source() const(binding deprecated, see Section 15.2) }
{void MPI::Status::Set_source(int source)(binding deprecated, see Section 15.2) }
{int MPI::Status::Get_tag() const(binding deprecated, see Section 15.2) }
{void MPI::Status::Set_tag(int tag)(binding deprecated, see Section 15.2) }
{int MPI::Status::Get_error() const(binding deprecated, see Section 15.2) }
{void MPI::Status::Set_error(int error)(binding deprecated, see Section 15.2) }
```

In general, message-passing calls do not modify the value of the error code field of status variables. This field may be updated only by the functions in Section 3.7.5 which return multiple statuses. The field is updated if and only if such function returns with an error code of `MPI_ERR_IN_STATUS`.

*Rationale.* The error field in status is not needed for calls that return only one status, such as `MPI_WAIT`, since that would only duplicate the information returned by the function itself. The current design avoids the additional overhead of setting it, in such cases. The field is needed for calls that return multiple statuses, since each request may have had a different failure. (*End of rationale.*)

The `status` argument also returns information on the length of the message received. However, this information is not directly available as a field of the status variable and a call to `MPI_GET_COUNT` is required to “decode” this information.

`MPI_GET_COUNT(status, datatype, count)`

IN	<code>status</code>	return status of receive operation (Status)
IN	<code>datatype</code>	datatype of each receive buffer entry (handle)
OUT	<code>count</code>	number of received entries (integer)

```
int MPI_Get_count(MPI_Status *status, MPI_Datatype datatype, int *count)
```

```
MPI_GET_COUNT(STATUS, DATATYPE, COUNT, IERROR)
```

```

INTEGER STATUS(MPI_STATUS_SIZE), DATATYPE, COUNT, IERROR
1
2
3
4
5
6
7
8
9
10
11
12
13
14
15
16
17
18
19
20
21
22
23
24
25
26
27
28
29
30
31
32
33
34
35
36
37
38
39
40
41
42
43
44
45
46
47
48

```

```

{int MPI::Status::Get_count(const MPI::Datatype& datatype) const(binding
    deprecated, see Section 15.2) }

```

Returns the number of entries received. (Again, we count *entries*, each of type *datatype*, not *bytes*.) The *datatype* argument should match the argument provided by the receive call that set the *status* variable. (We shall later see, in Section 4.1.11, that MPI\_GET\_COUNT may return, in certain situations, the value MPI\_UNDEFINED.)

*Rationale.* Some message-passing libraries use INOUT *count*, *tag* and *source* arguments, thus using them both to specify the selection criteria for incoming messages and return the actual envelope values of the received message. The use of a separate status argument prevents errors that are often attached with INOUT argument (e.g., using the MPI\_ANY\_TAG constant as the tag in a receive). Some libraries use calls that refer implicitly to the “last message received.” This is not thread safe.

The *datatype* argument is passed to MPI\_GET\_COUNT so as to improve performance. A message might be received without counting the number of elements it contains, and the count value is often not needed. Also, this allows the same function to be used after a call to MPI\_PROBE or MPI\_IProbe. With a status from MPI\_PROBE or MPI\_IProbe, the same datatypes are allowed as in a call to MPI\_RECV to receive this message. (*End of rationale.*)

The value returned as the *count* argument of MPI\_GET\_COUNT for a datatype of length zero where zero bytes have been transferred is zero. If the number of bytes transferred is greater than zero, MPI\_UNDEFINED is returned.

*Rationale.* Zero-length datatypes may be created in a number of cases. An important case is MPI\_TYPE\_CREATE\_DARRAY, where the definition of the particular darray results in an empty block on some MPI process. Programs written in an SPMD style will not check for this special case and may want to use MPI\_GET\_COUNT to check the status. (*End of rationale.*)

*Advice to users.* The buffer size required for the receive can be affected by data conversions and by the stride of the receive datatype. In most cases, the safest approach is to use the same datatype with MPI\_GET\_COUNT and the receive. (*End of advice to users.*)

All send and receive operations use the *buf*, *count*, *datatype*, *source*, *dest*, *tag*, *comm* and *status* arguments in the same way as the blocking MPI\_SEND and MPI\_RECV operations described in this section.

### 3.2.6 Passing MPI\_STATUS\_IGNORE for Status

Every call to MPI\_RECV includes a *status* argument, wherein the system can return details about the message received. There are also a number of other MPI calls where *status* is returned. An object of type MPI\_STATUS is not an MPI opaque object; its structure is declared in *mpi.h* and *mpif.h*, and it exists in the user’s program. In many cases, application programs are constructed so that it is unnecessary for them to examine the

1 **status** fields. In these cases, it is a waste for the user to allocate a status object, and it is  
 2 particularly wasteful for the MPI implementation to fill in fields in this object.

3 To cope with this problem, there are two predefined constants, `MPI_STATUS_IGNORE`  
 4 and `MPI_STATUSES_IGNORE`, which when passed to a receive, wait, or test function, inform  
 5 the implementation that the status fields are not to be filled in. Note that  
 6 `MPI_STATUS_IGNORE` is not a special type of `MPI_STATUS` object; rather, it is a special  
 7 value for the argument. In C one would expect it to be `NULL`, not the address of a special  
 8 `MPI_STATUS`.

9 `MPI_STATUS_IGNORE`, and the array version `MPI_STATUSES_IGNORE`, can be used every-  
 10 where a status argument is passed to a receive, wait, or test function. `MPI_STATUS_IGNORE`  
 11 cannot be used when status is an `IN` argument. Note that in Fortran `MPI_STATUS_IGNORE`  
 12 and `MPI_STATUSES_IGNORE` are objects like `MPI_BOTTOM` (not usable for initialization or  
 13 assignment). See Section 2.5.4.

14 In general, this optimization can apply to all functions for which **status** or an array of  
 15 **statuses** is an `OUT` argument. Note that this converts **status** into an `INOUT` argument. The  
 16 functions that can be passed `MPI_STATUS_IGNORE` are all the various forms of `MPI_RECV`,  
 17 `MPI_TEST`, and `MPI_WAIT`, as well as `MPI_REQUEST_GET_STATUS`. When an array is  
 18 passed, as in the `MPI_{TEST|WAIT}{ALL|SOME}` functions, a separate constant,  
 19 `MPI_STATUSES_IGNORE`, is passed for the array argument. It is possible for an MPI function  
 20 to return `MPI_ERR_IN_STATUS` even when `MPI_STATUS_IGNORE` or `MPI_STATUSES_IGNORE`  
 21 has been passed to that function.

22 `MPI_STATUS_IGNORE` and `MPI_STATUSES_IGNORE` are not required to have the same  
 23 values in C and Fortran.

24 It is not allowed to have some of the statuses in an array of statuses for  
 25 `MPI_{TEST|WAIT}{ALL|SOME}` functions set to `MPI_STATUS_IGNORE`; one either specifies  
 26 ignoring *all* of the statuses in such a call with `MPI_STATUSES_IGNORE`, or *none* of them by  
 27 passing normal statuses in all positions in the array of statuses.

28 There are no C++ bindings for `MPI_STATUS_IGNORE` or `MPI_STATUSES_IGNORE`. To  
 29 allow an `OUT` or `INOUT` `MPI::Status` argument to be ignored, all MPI C++ bindings that  
 30 have `OUT` or `INOUT` `MPI::Status` parameters are overloaded with a second version that  
 31 omits the `OUT` or `INOUT` `MPI::Status` parameter.

32 **Example 3.1** The C++ bindings for `MPI_PROBE` are:

```
34 void MPI::Comm::Probe(int source, int tag, MPI::Status& status) const
35 void MPI::Comm::Probe(int source, int tag) const
```

## 37 3.3 Data Type Matching and Data Conversion

### 39 3.3.1 Type Matching Rules

40 One can think of message transfer as consisting of the following three phases.

- 42 1. Data is pulled out of the send buffer and a message is assembled.
- 44 2. A message is transferred from sender to receiver.
- 46 3. Data is pulled from the incoming message and disassembled into the receive buffer.

47 Type matching has to be observed at each of these three phases: The type of each  
 48 variable in the sender buffer has to match the type specified for that entry by the send



operation; the type specified by the send operation has to match the type specified by the receive operation; and the type of each variable in the receive buffer has to match the type specified for that entry by the receive operation. A program that fails to observe these three rules is erroneous.

To define type matching more precisely, we need to deal with two issues: matching of types of the host language with types specified in communication operations; and matching of types at sender and receiver.

The types of a send and receive match (phase two) if both operations use identical names. That is, `MPI_INTEGER` matches `MPI_INTEGER`, `MPI_REAL` matches `MPI_REAL`, and so on. There is one exception to this rule, discussed in Section 4.2, the type `MPI_PACKED` can match any other type.

The type of a variable in a host program matches the type specified in the communication operation if the datatype name used by that operation corresponds to the basic type of the host program variable. For example, an entry with type name `MPI_INTEGER` matches a Fortran variable of type `INTEGER`. A table giving this correspondence for Fortran and C appears in Section 3.2.2. There are two exceptions to this last rule: an entry with type name `MPI_BYTE` or `MPI_PACKED` can be used to match any byte of storage (on a byte-addressable machine), irrespective of the datatype of the variable that contains this byte. The type `MPI_PACKED` is used to send data that has been explicitly packed, or receive data that will be explicitly unpacked, see Section 4.2. The type `MPI_BYTE` allows one to transfer the binary value of a byte in memory unchanged.

To summarize, the type matching rules fall into the three categories below.

- Communication of typed values (e.g., with datatype different from `MPI_BYTE`), where the datatypes of the corresponding entries in the sender program, in the send call, in the receive call and in the receiver program must all match.
- Communication of untyped values (e.g., of datatype `MPI_BYTE`), where both sender and receiver use the datatype `MPI_BYTE`. In this case, there are no requirements on the types of the corresponding entries in the sender and the receiver programs, nor is it required that they be the same.
- Communication involving packed data, where `MPI_PACKED` is used.

The following examples illustrate the first two cases.

**Example 3.2** Sender and receiver specify matching types.

```
CALL MPI_COMM_RANK(comm, rank, ierr)
IF (rank.EQ.0) THEN
  CALL MPI_SEND(a(1), 10, MPI_REAL, 1, tag, comm, ierr)
ELSE IF (rank.EQ.1) THEN
  CALL MPI_RECV(b(1), 15, MPI_REAL, 0, tag, comm, status, ierr)
END IF
```

This code is correct if both `a` and `b` are real arrays of size  $\geq 10$ . (In Fortran, it might be correct to use this code even if `a` or `b` have size  $< 10$ : e.g., when `a(1)` can be equivalenced to an array with ten reals.)

**Example 3.3** Sender and receiver do not specify matching types.

```

1 CALL MPI_COMM_RANK(comm, rank, ierr)
2 IF (rank.EQ.0) THEN
3     CALL MPI_SEND(a(1), 10, MPI_REAL, 1, tag, comm, ierr)
4 ELSE IF (rank.EQ.1) THEN
5     CALL MPI_RECV(b(1), 40, MPI_BYTE, 0, tag, comm, status, ierr)
6 END IF

```

This code is erroneous, since sender and receiver do not provide matching datatype arguments.

**Example 3.4** Sender and receiver specify communication of untyped values.

```

12 CALL MPI_COMM_RANK(comm, rank, ierr)
13 IF (rank.EQ.0) THEN
14     CALL MPI_SEND(a(1), 40, MPI_BYTE, 1, tag, comm, ierr)
15 ELSE IF (rank.EQ.1) THEN
16     CALL MPI_RECV(b(1), 60, MPI_BYTE, 0, tag, comm, status, ierr)
17 END IF

```

This code is correct, irrespective of the type and size of *a* and *b* (unless this results in an out of bound memory access).

*Advice to users.* If a buffer of type `MPI_BYTE` is passed as an argument to `MPI_SEND`, then MPI will send the data stored at contiguous locations, starting from the address indicated by the `buf` argument. This may have unexpected results when the data layout is not as a casual user would expect it to be. For example, some Fortran compilers implement variables of type `CHARACTER` as a structure that contains the character length and a pointer to the actual string. In such an environment, sending and receiving a Fortran `CHARACTER` variable using the `MPI_BYTE` type will not have the anticipated result of transferring the character string. For this reason, the user is advised to use typed communications whenever possible. (*End of advice to users.*)

### Type `MPI_CHARACTER`

The type `MPI_CHARACTER` matches one character of a Fortran variable of type `CHARACTER`, rather than the entire character string stored in the variable. Fortran variables of type `CHARACTER` or substrings are transferred as if they were arrays of characters. This is illustrated in the example below.

### Example 3.5

Transfer of Fortran `CHARACTER`s.

```

40 CHARACTER*10 a
41 CHARACTER*10 b
42
43 CALL MPI_COMM_RANK(comm, rank, ierr)
44 IF (rank.EQ.0) THEN
45     CALL MPI_SEND(a, 5, MPI_CHARACTER, 1, tag, comm, ierr)
46 ELSE IF (rank.EQ.1) THEN
47     CALL MPI_RECV(b(6:10), 5, MPI_CHARACTER, 0, tag, comm, status, ierr)
48 END IF

```

The last five characters of string `b` at process 1 are replaced by the first five characters of string `a` at process 0.

*Rationale.* The alternative choice would be for `MPI_CHARACTER` to match a character of arbitrary length. This runs into problems.

A Fortran character variable is a constant length string, with no special termination symbol. There is no fixed convention on how to represent characters, and how to store their length. Some compilers pass a character argument to a routine as a pair of arguments, one holding the address of the string and the other holding the length of string. Consider the case of an MPI communication call that is passed a communication buffer with type defined by a derived datatype (Section 4.1). If this communicator buffer contains variables of type `CHARACTER` then the information on their length will not be passed to the MPI routine.

This problem forces us to provide explicit information on character length with the MPI call. One could add a length parameter to the type `MPI_CHARACTER`, but this does not add much convenience and the same functionality can be achieved by defining a suitable derived datatype. (*End of rationale.*)

*Advice to implementors.* Some compilers pass Fortran `CHARACTER` arguments as a structure with a length and a pointer to the actual string. In such an environment, the MPI call needs to dereference the pointer in order to reach the string. (*End of advice to implementors.*)

### 3.3.2 Data Conversion

One of the goals of MPI is to support parallel computations across heterogeneous environments. Communication in a heterogeneous environment may require data conversions. We use the following terminology.

**type conversion** changes the datatype of a value, e.g., by rounding a `REAL` to an `INTEGER`.

**representation conversion** changes the binary representation of a value, e.g., from Hex floating point to IEEE floating point.

The type matching rules imply that MPI communication never entails type conversion. On the other hand, MPI requires that a representation conversion be performed when a typed value is transferred across environments that use different representations for the datatype of this value. MPI does not specify rules for representation conversion. Such conversion is expected to preserve integer, logical or character values, and to convert a floating point value to the nearest value that can be represented on the target system.

Overflow and underflow exceptions may occur during floating point conversions. Conversion of integers or characters may also lead to exceptions when a value that can be represented in one system cannot be represented in the other system. An exception occurring during representation conversion results in a failure of the communication. An error occurs either in the send operation, or the receive operation, or both.

If a value sent in a message is untyped (i.e., of type `MPI_BYTE`), then the binary representation of the byte stored at the receiver is identical to the binary representation of the byte loaded at the sender. This holds true, whether sender and receiver run in the same or in distinct environments. No representation conversion is required. (Note that

1 representation conversion may occur when values of type `MPI_CHARACTER` or `MPI_CHAR`  
2 are transferred, for example, from an EBCDIC encoding to an ASCII encoding.)

3 No conversion need occur when an MPI program executes in a homogeneous system,  
4 where all processes run in the same environment.

5 Consider the three examples, 3.2–3.4. The first program is correct, assuming that `a` and  
6 `b` are `REAL` arrays of size  $\geq 10$ . If the sender and receiver execute in different environments,  
7 then the ten real values that are fetched from the send buffer will be converted to the  
8 representation for reals on the receiver site before they are stored in the receive buffer.  
9 While the number of real elements fetched from the send buffer equal the number of real  
10 elements stored in the receive buffer, the number of bytes stored need not equal the number  
11 of bytes loaded. For example, the sender may use a four byte representation and the receiver  
12 an eight byte representation for reals.

13 The second program is erroneous, and its behavior is undefined.

14 The third program is correct. The exact same sequence of forty bytes that were loaded  
15 from the send buffer will be stored in the receive buffer, even if sender and receiver run in  
16 a different environment. The message sent has exactly the same length (in bytes) and the  
17 same binary representation as the message received. If `a` and `b` are of different types, or if  
18 they are of the same type but different data representations are used, then the bits stored  
19 in the receive buffer may encode values that are different from the values they encoded in  
20 the send buffer.

21 Data representation conversion also applies to the envelope of a message: source, des-  
22 tination and tag are all integers that may need to be converted.

23  
24 *Advice to implementors.* The current definition does not require messages to carry  
25 data type information. Both sender and receiver provide complete data type infor-  
26 mation. In a heterogeneous environment, one can either use a machine independent  
27 encoding such as XDR, or have the receiver convert from the sender representation  
28 to its own, or even have the sender do the conversion.

29 Additional type information might be added to messages in order to allow the sys-  
30 tem to detect mismatches between datatype at sender and receiver. This might be  
31 particularly useful in a slower but safer debug mode. (*End of advice to implementors.*)  
32

33 MPI requires support for inter-language communication, i.e., if messages are sent by a  
34 C or C++ process and received by a Fortran process, or vice-versa. The behavior is defined  
35 in Section 16.3 on page 525.

### 37 3.4 Communication Modes

38  
39 The send call described in Section 3.2.1 is **blocking**: it does not return until the message  
40 data and envelope have been safely stored away so that the sender is free to modify the  
41 send buffer. The message might be copied directly into the matching receive buffer, or it  
42 might be copied into a temporary system buffer.

43 Message buffering decouples the send and receive operations. A blocking send can com-  
44 plete as soon as the message was buffered, even if no matching receive has been executed by  
45 the receiver. On the other hand, message buffering can be expensive, as it entails additional  
46 memory-to-memory copying, and it requires the allocation of memory for buffering. MPI  
47 offers the choice of several communication modes that allow one to control the choice of the  
48 communication protocol.

The send call described in Section 3.2.1 uses the **standard** communication mode. In this mode, it is up to MPI to decide whether outgoing messages will be buffered. MPI may buffer outgoing messages. In such a case, the send call may complete before a matching receive is invoked. On the other hand, buffer space may be unavailable, or MPI may choose not to buffer outgoing messages, for performance reasons. In this case, the send call will not complete until a matching receive has been posted, and the data has been moved to the receiver.

Thus, a send in standard mode can be started whether or not a matching receive has been posted. It may complete before a matching receive is posted. The standard mode send is **non-local**: successful completion of the send operation may depend on the occurrence of a matching receive.

*Rationale.* The reluctance of MPI to mandate whether standard sends are buffering or not stems from the desire to achieve portable programs. Since any system will run out of buffer resources as message sizes are increased, and some implementations may want to provide little buffering, MPI takes the position that correct (and therefore, portable) programs do not rely on system buffering in standard mode. Buffering may improve the performance of a correct program, but it doesn't affect the result of the program. If the user wishes to guarantee a certain amount of buffering, the user-provided buffer system of Section 3.6 should be used, along with the buffered-mode send. (*End of rationale.*)

There are three additional communication modes.

A **buffered** mode send operation can be started whether or not a matching receive has been posted. It may complete before a matching receive is posted. However, unlike the standard send, this operation is **local**, and its completion does not depend on the occurrence of a matching receive. Thus, if a send is executed and no matching receive is posted, then MPI must buffer the outgoing message, so as to allow the send call to complete. An error will occur if there is insufficient buffer space. The amount of available buffer space is controlled by the user — see Section 3.6. Buffer allocation by the user may be required for the buffered mode to be effective.

A send that uses the **synchronous** mode can be started whether or not a matching receive was posted. However, the send will complete successfully only if a matching receive is posted, and the receive operation has started to receive the message sent by the synchronous send. Thus, the completion of a synchronous send not only indicates that the send buffer can be reused, but it also indicates that the receiver has reached a certain point in its execution, namely that it has started executing the matching receive. If both sends and receives are blocking operations then the use of the synchronous mode provides synchronous communication semantics: a communication does not complete at either end before both processes rendezvous at the communication. A send executed in this mode is **non-local**.

A send that uses the **ready** communication mode may be started *only* if the matching receive is already posted. Otherwise, the operation is erroneous and its outcome is undefined. On some systems, this allows the removal of a hand-shake operation that is otherwise required and results in improved performance. The completion of the send operation does not depend on the status of a matching receive, and merely indicates that the send buffer can be reused. A send operation that uses the ready mode has the same semantics as a standard send operation, or a synchronous send operation; it is merely that the sender provides additional information to the system (namely that a matching receive is already

1 posted), that can save some overhead. In a correct program, therefore, a ready send could  
 2 be replaced by a standard send with no effect on the behavior of the program other than  
 3 performance.

4 Three additional send functions are provided for the three additional communication  
 5 modes. The communication mode is indicated by a one letter prefix: B for buffered, S for  
 6 synchronous, and R for ready.

7  
 8  
 9 MPI\_BSEND (buf, count, datatype, dest, tag, comm)

10	IN	buf	initial address of send buffer (choice)
11	IN	count	number of elements in send buffer (non-negative integer)
12			
13			
14	IN	datatype	datatype of each send buffer element (handle)
15	IN	dest	rank of destination (integer)
16	IN	tag	message tag (integer)
17			
18	IN	comm	communicator (handle)

19  
 20 int MPI\_Bsend(void\* buf, int count, MPI\_Datatype datatype, int dest,  
 21 int tag, MPI\_Comm comm)

22 MPI\_BSEND(BUF, COUNT, DATATYPE, DEST, TAG, COMM, IERROR)

23 <type> BUF(\*)

24 INTEGER COUNT, DATATYPE, DEST, TAG, COMM, IERROR

25  
 26 {void MPI::Comm::Bsend(const void\* buf, int count, const  
 27 MPI::Datatype& datatype, int dest, int tag) const(*binding*  
 28 *deprecated, see Section 15.2* ) }

29 Send in buffered mode.

30  
 31  
 32 MPI\_SSEND (buf, count, datatype, dest, tag, comm)

33	IN	buf	initial address of send buffer (choice)
34	IN	count	number of elements in send buffer (non-negative integer)
35			
36			
37	IN	datatype	datatype of each send buffer element (handle)
38	IN	dest	rank of destination (integer)
39	IN	tag	message tag (integer)
40	IN	comm	communicator (handle)

41  
 42  
 43  
 44 int MPI\_Ssend(void\* buf, int count, MPI\_Datatype datatype, int dest,  
 45 int tag, MPI\_Comm comm)

46 MPI\_SSEND(BUF, COUNT, DATATYPE, DEST, TAG, COMM, IERROR)

47 <type> BUF(\*)

48 INTEGER COUNT, DATATYPE, DEST, TAG, COMM, IERROR

```
{void MPI::Comm::Ssend(const void* buf, int count, const
    MPI::Datatype& datatype, int dest, int tag) const(binding
    deprecated, see Section 15.2) }
```

Send in synchronous mode.

MPI\_RSEND (buf, count, datatype, dest, tag, comm)

IN	buf	initial address of send buffer (choice)
IN	count	number of elements in send buffer (non-negative integer)
IN	datatype	datatype of each send buffer element (handle)
IN	dest	rank of destination (integer)
IN	tag	message tag (integer)
IN	comm	communicator (handle)

```
int MPI_Rsend(void* buf, int count, MPI_Datatype datatype, int dest,
    int tag, MPI_Comm comm)
```

```
MPI_RSEND(BUF, COUNT, DATATYPE, DEST, TAG, COMM, IERROR)
```

```
<type> BUF(*)
```

```
INTEGER COUNT, DATATYPE, DEST, TAG, COMM, IERROR
```

```
{void MPI::Comm::Rsend(const void* buf, int count, const
    MPI::Datatype& datatype, int dest, int tag) const(binding
    deprecated, see Section 15.2) }
```

Send in ready mode.

There is only one receive operation, but it matches any of the send modes. The receive operation described in the last section is **blocking**: it returns only after the receive buffer contains the newly received message. A receive can complete before the matching send has completed (of course, it can complete only after the matching send has started).

In a multi-threaded implementation of MPI, the system may de-schedule a thread that is blocked on a send or receive operation, and schedule another thread for execution in the same address space. In such a case it is the user's responsibility not to modify a communication buffer until the communication completes. Otherwise, the outcome of the computation is undefined.

*Advice to implementors.* Since a synchronous send cannot complete before a matching receive is posted, one will not normally buffer messages sent by such an operation.

It is recommended to choose buffering over blocking the sender, whenever possible, for standard sends. The programmer can signal his or her preference for blocking the sender until a matching receive occurs by using the synchronous send mode.

A possible communication protocol for the various communication modes is outlined below.

ready send: The message is sent as soon as possible.

1 synchronous send: The sender sends a request-to-send message. The receiver stores  
2 this request. When a matching receive is posted, the receiver sends back a permission-  
3 to-send message, and the sender now sends the message.

4 standard send: First protocol may be used for short messages, and second protocol for  
5 long messages.

6 buffered send: The sender copies the message into a buffer and then sends it with a  
7 nonblocking send (using the same protocol as for standard send).

8 Additional control messages might be needed for flow control and error recovery. Of  
9 course, there are many other possible protocols.

10 Ready send can be implemented as a standard send. In this case there will be no  
11 performance advantage (or disadvantage) for the use of ready send.

12 A standard send can be implemented as a synchronous send. In such a case, no data  
13 buffering is needed. However, users may expect some buffering.

14 In a multi-threaded environment, the execution of a blocking communication should  
15 block only the executing thread, allowing the thread scheduler to de-schedule this  
16 thread and schedule another thread for execution. (*End of advice to implementors.*)

## 20 3.5 Semantics of Point-to-Point Communication

21 A valid MPI implementation guarantees certain general properties of point-to-point com-  
22 munication, which are described in this section.

23 **Order** Messages are *non-overtaking*: If a sender sends two messages in succession to the  
24 same destination, and both match the same receive, then this operation cannot receive the  
25 second message if the first one is still pending. If a receiver posts two receives in succession,  
26 and both match the same message, then the second receive operation cannot be satisfied  
27 by this message, if the first one is still pending. This requirement facilitates matching of  
28 sends to receives. It guarantees that message-passing code is deterministic, if processes are  
29 single-threaded and the wildcard `MPI_ANY_SOURCE` is not used in receives. (Some of the  
30 calls described later, such as `MPI_CANCEL` or `MPI_WAITANY`, are additional sources of  
31 nondeterminism.)

32 If a process has a single thread of execution, then any two communications executed  
33 by this process are ordered. On the other hand, if the process is multi-threaded, then the  
34 semantics of thread execution may not define a relative order between two send operations  
35 executed by two distinct threads. The operations are logically concurrent, even if one  
36 physically precedes the other. In such a case, the two messages sent can be received in  
37 any order. Similarly, if two receive operations that are logically concurrent receive two  
38 successively sent messages, then the two messages can match the two receives in either  
39 order.

40 **Example 3.6** An example of non-overtaking messages.



```

CALL MPI_COMM_RANK(comm, rank, ierr)
IF (rank.EQ.0) THEN
    CALL MPI_BSEND(buf1, count, MPI_REAL, 1, tag, comm, ierr)
    CALL MPI_BSEND(buf2, count, MPI_REAL, 1, tag, comm, ierr)
ELSE IF (rank.EQ.1) THEN
    CALL MPI_RECV(buf1, count, MPI_REAL, 0, MPI_ANY_TAG, comm, status, ierr)
    CALL MPI_RECV(buf2, count, MPI_REAL, 0, tag, comm, status, ierr)
END IF

```

The message sent by the first send must be received by the first receive, and the message sent by the second send must be received by the second receive.

**Progress** If a pair of matching send and receives have been initiated on two processes, then at least one of these two operations will complete, independently of other actions in the system: the send operation will complete, unless the receive is satisfied by another message, and completes; the receive operation will complete, unless the message sent is consumed by another matching receive that was posted at the same destination process.

**Example 3.7** An example of two, intertwined matching pairs.

```

CALL MPI_COMM_RANK(comm, rank, ierr)
IF (rank.EQ.0) THEN
    CALL MPI_BSEND(buf1, count, MPI_REAL, 1, tag1, comm, ierr)
    CALL MPI_SSEND(buf2, count, MPI_REAL, 1, tag2, comm, ierr)
ELSE IF (rank.EQ.1) THEN
    CALL MPI_RECV(buf1, count, MPI_REAL, 0, tag2, comm, status, ierr)
    CALL MPI_RECV(buf2, count, MPI_REAL, 0, tag1, comm, status, ierr)
END IF

```

Both processes invoke their first communication call. Since the first send of process zero uses the buffered mode, it must complete, irrespective of the state of process one. Since no matching receive is posted, the message will be copied into buffer space. (If insufficient buffer space is available, then the program will fail.) The second send is then invoked. At that point, a matching pair of send and receive operation is enabled, and both operations must complete. Process one next invokes its second receive call, which will be satisfied by the buffered message. Note that process one received the messages in the reverse order they were sent.

**Fairness** MPI makes no guarantee of *fairness* in the handling of communication. Suppose that a send is posted. Then it is possible that the destination process repeatedly posts a receive that matches this send, yet the message is never received, because it is each time overtaken by another message, sent from another source. Similarly, suppose that a receive was posted by a multi-threaded process. Then it is possible that messages that match this receive are repeatedly received, yet the receive is never satisfied, because it is overtaken by other receives posted at this node (by other executing threads). It is the programmer's responsibility to prevent starvation in such situations.

1 Resource limitations Any pending communication operation consumes system resources  
 2 that are limited. Errors may occur when lack of resources prevent the execution of an MPI  
 3 call. A quality implementation will use a (small) fixed amount of resources for each pending  
 4 send in the ready or synchronous mode and for each pending receive. However, buffer space  
 5 may be consumed to store messages sent in standard mode, and must be consumed to store  
 6 messages sent in buffered mode, when no matching receive is available. The amount of space  
 7 available for buffering will be much smaller than program data memory on many systems.  
 8 Then, it will be easy to write programs that overrun available buffer space.

9 MPI allows the user to provide buffer memory for messages sent in the buffered mode.  
 10 Furthermore, MPI specifies a detailed operational model for the use of this buffer. An MPI  
 11 implementation is required to do no worse than implied by this model. This allows users to  
 12 avoid buffer overflows when they use buffered sends. Buffer allocation and use is described  
 13 in Section 3.6.

14 A buffered send operation that cannot complete because of a lack of buffer space is  
 15 erroneous. When such a situation is detected, an error is signalled that may cause the  
 16 program to terminate abnormally. On the other hand, a standard send operation that  
 17 cannot complete because of lack of buffer space will merely block, waiting for buffer space  
 18 to become available or for a matching receive to be posted. This behavior is preferable in  
 19 many situations. Consider a situation where a producer repeatedly produces new values  
 20 and sends them to a consumer. Assume that the producer produces new values faster  
 21 than the consumer can consume them. If buffered sends are used, then a buffer overflow  
 22 will result. Additional synchronization has to be added to the program so as to prevent  
 23 this from occurring. If standard sends are used, then the producer will be automatically  
 24 throttled, as its send operations will block when buffer space is unavailable.

25 In some situations, a lack of buffer space leads to deadlock situations. This is illustrated  
 26 by the examples below.

27  
 28 **Example 3.8** An exchange of messages.

```
29 CALL MPI_COMM_RANK(comm, rank, ierr)
30 IF (rank.EQ.0) THEN
31     CALL MPI_SEND(sendbuf, count, MPI_REAL, 1, tag, comm, ierr)
32     CALL MPI_RECV(recvbuf, count, MPI_REAL, 1, tag, comm, status, ierr)
33 ELSE IF (rank.EQ.1) THEN
34     CALL MPI_RECV(recvbuf, count, MPI_REAL, 0, tag, comm, status, ierr)
35     CALL MPI_SEND(sendbuf, count, MPI_REAL, 0, tag, comm, ierr)
36 END IF
37
```

38 This program will succeed even if no buffer space for data is available. The standard send  
 39 operation can be replaced, in this example, with a synchronous send.  
 40

41 **Example 3.9** An errant attempt to exchange messages.

```
42  

  43 CALL MPI_COMM_RANK(comm, rank, ierr)
  44 IF (rank.EQ.0) THEN
  45     CALL MPI_RECV(recvbuf, count, MPI_REAL, 1, tag, comm, status, ierr)
  46     CALL MPI_SEND(sendbuf, count, MPI_REAL, 1, tag, comm, ierr)
  47 ELSE IF (rank.EQ.1) THEN
  48     CALL MPI_RECV(recvbuf, count, MPI_REAL, 0, tag, comm, status, ierr)
```

```

CALL MPI_SEND(sendbuf, count, MPI_REAL, 0, tag, comm, ierr)
END IF

```

The receive operation of the first process must complete before its send, and can complete only if the matching send of the second processor is executed. The receive operation of the second process must complete before its send and can complete only if the matching send of the first process is executed. This program will always deadlock. The same holds for any other send mode.

**Example 3.10** An exchange that relies on buffering.

```

CALL MPI_COMM_RANK(comm, rank, ierr)
IF (rank.EQ.0) THEN
  CALL MPI_SEND(sendbuf, count, MPI_REAL, 1, tag, comm, ierr)
  CALL MPI_RECV(recvbuf, count, MPI_REAL, 1, tag, comm, status, ierr)
ELSE IF (rank.EQ.1) THEN
  CALL MPI_SEND(sendbuf, count, MPI_REAL, 0, tag, comm, ierr)
  CALL MPI_RECV(recvbuf, count, MPI_REAL, 0, tag, comm, status, ierr)
END IF

```

The message sent by each process has to be copied out before the send operation returns and the receive operation starts. For the program to complete, it is necessary that at least one of the two messages sent be buffered. Thus, this program can succeed only if the communication system can buffer at least `count` words of data.

*Advice to users.* When standard send operations are used, then a deadlock situation may occur where both processes are blocked because buffer space is not available. The same will certainly happen, if the synchronous mode is used. If the buffered mode is used, and not enough buffer space is available, then the program will not complete either. However, rather than a deadlock situation, we shall have a buffer overflow error.

A program is “safe” if no message buffering is required for the program to complete. One can replace all sends in such program with synchronous sends, and the program will still run correctly. This conservative programming style provides the best portability, since program completion does not depend on the amount of buffer space available or on the communication protocol used.

Many programmers prefer to have more leeway and opt to use the “unsafe” programming style shown in Example 3.10. In such cases, the use of standard sends is likely to provide the best compromise between performance and robustness: quality implementations will provide sufficient buffering so that “common practice” programs will not deadlock. The buffered send mode can be used for programs that require more buffering, or in situations where the programmer wants more control. This mode might also be used for debugging purposes, as buffer overflow conditions are easier to diagnose than deadlock conditions.

Nonblocking message-passing operations, as described in Section 3.7, can be used to avoid the need for buffering outgoing messages. This prevents deadlocks due to lack of buffer space, and improves performance, by allowing overlap of computation and communication, and avoiding the overheads of allocating buffers and copying messages into buffers. (*End of advice to users.*)

## 3.6 Buffer Allocation and Usage

A user may specify a buffer to be used for buffering messages sent in buffered mode. Buffering is done by the sender.

`MPI_BUFFER_ATTACH(buffer, size)`

IN	buffer	initial buffer address (choice)
IN	size	buffer size, in bytes (non-negative integer)

`int MPI_Buffer_attach(void* buffer, int size)`

`MPI_BUFFER_ATTACH(BUFFER, SIZE, IERROR)`

<type> BUFFER(\*)  
INTEGER SIZE, IERROR

{void MPI::Attach\_buffer(void\* buffer, int size) (*binding deprecated, see Section 15.2*) }

Provides to MPI a buffer in the user's memory to be used for buffering outgoing messages. The buffer is used only by messages sent in buffered mode. Only one buffer can be attached to a process at a time.

`MPI_BUFFER_DETACH(buffer_addr, size)`

OUT	buffer_addr	initial buffer address (choice)
OUT	size	buffer size, in bytes (non-negative integer)

`int MPI_Buffer_detach(void* buffer_addr, int* size)`

`MPI_BUFFER_DETACH(BUFFER_ADDR, SIZE, IERROR)`

<type> BUFFER\_ADDR(\*)  
INTEGER SIZE, IERROR

{int MPI::Detach\_buffer(void\*& buffer) (*binding deprecated, see Section 15.2*) }

Detach the buffer currently associated with MPI. The call returns the address and the size of the detached buffer. This operation will block until all messages currently in the buffer have been transmitted. Upon return of this function, the user may reuse or deallocate the space taken by the buffer.

**Example 3.11** Calls to attach and detach buffers.

```
#define BUFFSIZE 10000
int size;
char *buff;
MPI_Buffer_attach( malloc(BUFFSIZE), BUFFSIZE);
/* a buffer of 10000 bytes can now be used by MPI_Bsend */
MPI_Buffer_detach( &buff, &size);
/* Buffer size reduced to zero */
```

```
MPI_Buffer_attach( buff, size);
/* Buffer of 10000 bytes available again */
```

*Advice to users.* Even though the C functions `MPI_Buffer_attach` and `MPI_Buffer_detach` both have a first argument of type `void*`, these arguments are used differently: A pointer to the buffer is passed to `MPI_Buffer_attach`; the address of the pointer is passed to `MPI_Buffer_detach`, so that this call can return the pointer value. (*End of advice to users.*)

*Rationale.* Both arguments are defined to be of type `void*` (rather than `void*` and `void**`, respectively), so as to avoid complex type casts. E.g., in the last example, `&buff`, which is of type `char**`, can be passed as argument to `MPI_Buffer_detach` without type casting. If the formal parameter had type `void**` then we would need a type cast before and after the call. (*End of rationale.*)

The statements made in this section describe the behavior of MPI for buffered-mode sends. When no buffer is currently associated, MPI behaves as if a zero-sized buffer is associated with the process.

MPI must provide as much buffering for outgoing messages *as if* outgoing message data were buffered by the sending process, in the specified buffer space, using a circular, contiguous-space allocation policy. We outline below a model implementation that defines this policy. MPI may provide more buffering, and may use a better buffer allocation algorithm than described below. On the other hand, MPI may signal an error whenever the simple buffering allocator described below would run out of space. In particular, if no buffer is explicitly associated with the process, then any buffered send may cause an error.

MPI does not provide mechanisms for querying or controlling buffering done by standard mode sends. It is expected that vendors will provide such information for their implementations.

*Rationale.* There is a wide spectrum of possible implementations of buffered communication: buffering can be done at sender, at receiver, or both; buffers can be dedicated to one sender-receiver pair, or be shared by all communications; buffering can be done in real or in virtual memory; it can use dedicated memory, or memory shared by other processes; buffer space may be allocated statically or be changed dynamically; etc. It does not seem feasible to provide a portable mechanism for querying or controlling buffering that would be compatible with all these choices, yet provide meaningful information. (*End of rationale.*)

### 3.6.1 Model Implementation of Buffered Mode

The model implementation uses the packing and unpacking functions described in Section 4.2 and the nonblocking communication functions described in Section 3.7.

We assume that a circular queue of pending message entries (PME) is maintained. Each entry contains a communication request handle that identifies a pending nonblocking send, a pointer to the next entry and the packed message data. The entries are stored in successive locations in the buffer. Free space is available between the queue tail and the queue head.

A buffered send call results in the execution of the following code.

- 1 • Traverse sequentially the PME queue from head towards the tail, deleting all entries  
2 for communications that have completed, up to the first entry with an uncompleted  
3 request; update queue head to point to that entry.
- 4
- 5 • Compute the number,  $n$ , of bytes needed to store an entry for the new message. An up-  
6 per bound on  $n$  can be computed as follows: A call to the function  
7 `MPI_PACK_SIZE(count, datatype, comm, size)`, with the `count`, `datatype` and `comm`  
8 arguments used in the `MPI_BSEND` call, returns an upper bound on the amount  
9 of space needed to buffer the message data (see Section 4.2). The MPI constant  
10 `MPI_BSEND_OVERHEAD` provides an upper bound on the additional space consumed  
11 by the entry (e.g., for pointers or envelope information).
- 12
- 13 • Find the next contiguous empty space of  $n$  bytes in buffer (space following queue tail,  
14 or space at start of buffer if queue tail is too close to end of buffer). If space is not  
15 found then raise buffer overflow error.
- 16 • Append to end of PME queue in contiguous space the new entry that contains request  
17 handle, next pointer and packed message data; `MPI_PACK` is used to pack data.
- 18
- 19 • Post nonblocking send (standard mode) for packed data.
- 20
- 21 • Return

### 22 3.7 Nonblocking Communication

23 One can improve performance on many systems by overlapping communication and com-  
24 putation. This is especially true on systems where communication can be executed au-  
25 tonomously by an intelligent communication controller. Light-weight threads are one mech-  
26 anism for achieving such overlap. An alternative mechanism that often leads to better  
27 performance is to use **nonblocking communication**. A nonblocking **send start** call ini-  
28 tiates the send operation, but does not complete it. The send start call can return before  
29 the message was copied out of the send buffer. A separate **send complete** call is needed  
30 to complete the communication, i.e., to verify that the data has been copied out of the send  
31 buffer. With suitable hardware, the transfer of data out of the sender memory may proceed  
32 concurrently with computations done at the sender after the send was initiated and before it  
33 completed. Similarly, a nonblocking **receive start call** initiates the receive operation, but  
34 does not complete it. The call can return before a message is stored into the receive buffer.  
35 A separate **receive complete** call is needed to complete the receive operation and verify  
36 that the data has been received into the receive buffer. With suitable hardware, the transfer  
37 of data into the receiver memory may proceed concurrently with computations done after  
38 the receive was initiated and before it completed. The use of nonblocking receives may also  
39 avoid system buffering and memory-to-memory copying, as information is provided early  
40 on the location of the receive buffer.

41 Nonblocking send start calls can use the same four modes as blocking sends: **standard**,  
42 **buffered**, **synchronous** and **ready**. These carry the same meaning. Sends of all modes, **ready**  
43 excepted, can be started whether a matching receive has been posted or not; a nonblocking  
44 **ready** send can be started only if a matching receive is posted. In all cases, the send start call  
45 is local: it returns immediately, irrespective of the status of other processes. If the call causes  
46 some system resource to be exhausted, then it will fail and return an error code. Quality  
47  
48

implementations of MPI should ensure that this happens only in “pathological” cases. That is, an MPI implementation should be able to support a large number of pending nonblocking operations.

The send-complete call returns when data has been copied out of the send buffer. It may carry additional meaning, depending on the send mode.

If the send mode is **synchronous**, then the send can complete only if a matching receive has started. That is, a receive has been posted, and has been matched with the send. In this case, the send-complete call is non-local. Note that a synchronous, nonblocking send may complete, if matched by a nonblocking receive, before the receive complete call occurs. (It can complete as soon as the sender “knows” the transfer will complete, but before the receiver “knows” the transfer will complete.)

If the send mode is **buffered** then the message must be buffered if there is no pending receive. In this case, the send-complete call is local, and must succeed irrespective of the status of a matching receive.

If the send mode is **standard** then the send-complete call may return before a matching receive is posted, if the message is buffered. On the other hand, the send-complete may not complete until a matching receive is posted, and the message was copied into the receive buffer.

Nonblocking sends can be matched with blocking receives, and vice-versa.

*Advice to users.* The completion of a send operation may be delayed, for standard mode, and must be delayed, for synchronous mode, until a matching receive is posted. The use of nonblocking sends in these two cases allows the sender to proceed ahead of the receiver, so that the computation is more tolerant of fluctuations in the speeds of the two processes.

Nonblocking sends in the buffered and ready modes have a more limited impact, e.g., the blocking version of buffered send is capable of completing regardless of when a matching receive call is made. However, separating the start from the completion of these sends still gives some opportunity for optimization within the MPI library. For example, starting a buffered send gives an implementation more flexibility in determining if and how the message is buffered. There are also advantages for both nonblocking buffered and ready modes when data copying can be done concurrently with computation.

The message-passing model implies that communication is initiated by the sender. The communication will generally have lower overhead if a receive is already posted when the sender initiates the communication (data can be moved directly to the receive buffer, and there is no need to queue a pending send request). However, a receive operation can complete only after the matching send has occurred. The use of nonblocking receives allows one to achieve lower communication overheads without blocking the receiver while it waits for the send. (*End of advice to users.*)

### 3.7.1 Communication Request Objects

Nonblocking communications use opaque **request** objects to identify communication operations and match the operation that initiates the communication with the operation that terminates it. These are system objects that are accessed via a handle. A request object identifies various properties of a communication operation, such as the send mode, the communication buffer that is associated with it, its context, the tag and destination arguments

1 to be used for a send, or the tag and source arguments to be used for a receive. In addition,  
 2 this object stores information about the status of the pending communication operation.

### 3.7.2 Communication Initiation

5 We use the same naming conventions as for blocking communication: a prefix of B, S, or  
 6 R is used for buffered, synchronous or ready mode. In addition a prefix of I (for immediate)  
 7 indicates that the call is nonblocking.  
 8

9  
 10 MPI\_ISEND(buf, count, datatype, dest, tag, comm, request)

11	IN	buf	initial address of send buffer (choice)
12			
13	IN	count	number of elements in send buffer (non-negative integer)
14			
15	IN	datatype	datatype of each send buffer element (handle)
16			
17	IN	dest	rank of destination (integer)
18	IN	tag	message tag (integer)
19	IN	comm	communicator (handle)
20			
21	OUT	request	communication request (handle)

22  
 23 int MPI\_Isend(void\* buf, int count, MPI\_Datatype datatype, int dest,  
 24 int tag, MPI\_Comm comm, MPI\_Request \*request)

25 MPI\_ISEND(BUF, COUNT, DATATYPE, DEST, TAG, COMM, REQUEST, IERROR)  
 26 <type> BUF(\*)  
 27 INTEGER COUNT, DATATYPE, DEST, TAG, COMM, REQUEST, IERROR

29 {MPI::Request MPI::Comm::Isend(const void\* buf, int count, const  
 30 MPI::Datatype& datatype, int dest, int tag) const(*binding*  
 31 *deprecated, see Section 15.2*) }

32 Start a standard mode, nonblocking send.  
 33

34  
 35 MPI\_IBSEND(buf, count, datatype, dest, tag, comm, request)

36	IN	buf	initial address of send buffer (choice)
37			
38	IN	count	number of elements in send buffer (non-negative integer)
39			
40	IN	datatype	datatype of each send buffer element (handle)
41			
42	IN	dest	rank of destination (integer)
43	IN	tag	message tag (integer)
44	IN	comm	communicator (handle)
45			
46	OUT	request	communication request (handle)



```

int MPI_Ibsend(void* buf, int count, MPI_Datatype datatype, int dest,
              int tag, MPI_Comm comm, MPI_Request *request)
MPI_IBSEND(BUF, COUNT, DATATYPE, DEST, TAG, COMM, REQUEST, IERROR)
  <type> BUF(*)
  INTEGER COUNT, DATATYPE, DEST, TAG, COMM, REQUEST, IERROR
{MPI::Request MPI::Comm::Ibsend(const void* buf, int count, const
  MPI::Datatype& datatype, int dest, int tag) const(binding
  deprecated, see Section 15.2) }

```

Start a buffered mode, nonblocking send.

```

MPI_ISSEND(buf, count, datatype, dest, tag, comm, request)
  IN      buf          initial address of send buffer (choice)
  IN      count        number of elements in send buffer (non-negative inte-
                      ger)
  IN      datatype     datatype of each send buffer element (handle)
  IN      dest         rank of destination (integer)
  IN      tag          message tag (integer)
  IN      comm         communicator (handle)
  OUT     request      communication request (handle)
int MPI_Issend(void* buf, int count, MPI_Datatype datatype, int dest,
              int tag, MPI_Comm comm, MPI_Request *request)
MPI_ISSEND(BUF, COUNT, DATATYPE, DEST, TAG, COMM, REQUEST, IERROR)
  <type> BUF(*)
  INTEGER COUNT, DATATYPE, DEST, TAG, COMM, REQUEST, IERROR
{MPI::Request MPI::Comm::Issend(const void* buf, int count, const
  MPI::Datatype& datatype, int dest, int tag) const(binding
  deprecated, see Section 15.2) }

```

Start a synchronous mode, nonblocking send.

```

1 MPI_IRSEND(buf, count, datatype, dest, comm, request)
2     IN      buf          initial address of send buffer (choice)
3
4     IN      count        number of elements in send buffer (non-negative inte-
5                          ger)
6
7     IN      datatype     datatype of each send buffer element (handle)
8
9     IN      dest         rank of destination (integer)
10
11    IN      tag          message tag (integer)
12
13    OUT     request      communication request (handle)
14
15 int MPI_Irsend(void* buf, int count, MPI_Datatype datatype, int dest,
16               int tag, MPI_Comm comm, MPI_Request *request)
17
18 MPI_IRSEND(BUF, COUNT, DATATYPE, DEST, TAG, COMM, REQUEST, IERROR)
19     <type> BUF(*)
20     INTEGER COUNT, DATATYPE, DEST, TAG, COMM, REQUEST, IERROR
21
22 {MPI::Request MPI::Comm::Irsend(const void* buf, int count, const
23     MPI::Datatype& datatype, int dest, int tag) const(binding
24     deprecated, see Section 15.2) }
25
26 Start a ready mode nonblocking send.
27
28
29
30
31
32
33
34
35
36
37
38
39
40
41
42
43
44
45
46
47
48

```

These calls allocate a communication request object and associate it with the request handle (the argument `request`). The request can be used later to query the status of the communication or wait for its completion.

A nonblocking send call indicates that the system may start copying data out of the send buffer. The sender should not modify any part of the send buffer after a nonblocking send operation is called, until the send completes.

A nonblocking receive call indicates that the system may start writing data into the receive buffer. The receiver should not access any part of the receive buffer after a nonblocking receive operation is called, until the receive completes.

*Advice to users.* To prevent problems with the argument copying and register optimization done by Fortran compilers, please note the hints in subsections “Problems Due to Data Copying and Sequence Association,” and “A Problem with Register Optimization” in Section 16.2.2 on pages 510 and 513. (*End of advice to users.*)

### 3.7.3 Communication Completion

The functions `MPI_WAIT` and `MPI_TEST` are used to complete a nonblocking communication. The completion of a send operation indicates that the sender is now free to update the locations in the send buffer (the send operation itself leaves the content of the send buffer unchanged). It does not indicate that the message has been received, rather, it may have been buffered by the communication subsystem. However, if a `synchronous` mode send was used, the completion of the send operation indicates that a matching receive was initiated, and that the message will eventually be received by this matching receive.

The completion of a receive operation indicates that the receive buffer contains the received message, the receiver is now free to access it, and that the status object is set. It does not indicate that the matching send operation has completed (but indicates, of course, that the send was initiated).

We shall use the following terminology: A **null** handle is a handle with value `MPI_REQUEST_NULL`. A persistent request and the handle to it are **inactive** if the request is not associated with any ongoing communication (see Section 3.9). A handle is **active** if it is neither null nor inactive. An **empty** status is a status which is set to return `tag = MPI_ANY_TAG`, `source = MPI_ANY_SOURCE`, `error = MPI_SUCCESS`, and is also internally configured so that calls to `MPI_GET_COUNT` and `MPI_GET_ELEMENTS` return `count = 0` and `MPI_TEST_CANCELLED` returns false. We set a status variable to empty when the value returned by it is not significant. Status is set in this way so as to prevent errors due to accesses of stale information.

The fields in a **status** object returned by a call to `MPI_WAIT`, `MPI_TEST`, or any of the other derived functions (`MPI_{TEST|WAIT}{ALL|SOME|ANY}`), where the **request** corresponds to a send call, are undefined, with two exceptions: The error status field will contain valid information if the wait or test call returned with `MPI_ERR_IN_STATUS`; and the returned status can be queried by the call `MPI_TEST_CANCELLED`.

Error codes belonging to the error class `MPI_ERR_IN_STATUS` should be returned only by the MPI completion functions that take arrays of `MPI_STATUS`. For the functions `MPI_TEST`, `MPI_TESTANY`, `MPI_WAIT`, and `MPI_WAITANY`, which return a single `MPI_STATUS` value, the normal MPI error return process should be used (not the `MPI_ERROR` field in the `MPI_STATUS` argument).

```

1 MPI_WAIT(request, status)
2     INOUT    request                request (handle)
3
4     OUT     status                  status object (Status)
5
6 int MPI_Wait(MPI_Request *request, MPI_Status *status)
7
8 MPI_WAIT(REQUEST, STATUS, IERROR)
9     INTEGER REQUEST, STATUS(MPI_STATUS_SIZE), IERROR
10 {void MPI::Request::Wait(MPI::Status& status) (binding deprecated, see
11     Section 15.2) }
12
13 {void MPI::Request::Wait() (binding deprecated, see Section 15.2) }

```

A call to MPI\_WAIT returns when the operation identified by request is complete. If the communication object associated with this request was created by a nonblocking send or receive call, then the object is deallocated by the call to MPI\_WAIT and the request handle is set to MPI\_REQUEST\_NULL. MPI\_WAIT is a non-local operation.

The call returns, in status, information on the completed operation. The content of the status object for a receive operation can be accessed as described in Section 3.2.5. The status object for a send operation may be queried by a call to MPI\_TEST\_CANCELLED (see Section 3.8).

One is allowed to call MPI\_WAIT with a null or inactive request argument. In this case the operation returns immediately with empty status.

*Advice to users.* Successful return of MPI\_WAIT after a MPI\_IBSEND implies that the user send buffer can be reused — i.e., data has been sent out or copied into a buffer attached with MPI\_BUFFER\_ATTACH. Note that, at this point, we can no longer cancel the send (see Section 3.8). If a matching receive is never posted, then the buffer cannot be freed. This runs somewhat counter to the stated goal of MPI\_CANCEL (always being able to free program space that was committed to the communication subsystem). (*End of advice to users.*)

*Advice to implementors.* In a multi-threaded environment, a call to MPI\_WAIT should block only the calling thread, allowing the thread scheduler to schedule another thread for execution. (*End of advice to implementors.*)

```

38 MPI_TEST(request, flag, status)
39
40     INOUT    request                communication request (handle)
41
42     OUT     flag                    true if operation completed (logical)
43
44     OUT     status                  status object (Status)
45
46 int MPI_Test(MPI_Request *request, int *flag, MPI_Status *status)
47
48 MPI_TEST(REQUEST, FLAG, STATUS, IERROR)
49     LOGICAL FLAG
50     INTEGER REQUEST, STATUS(MPI_STATUS_SIZE), IERROR

```

```
{bool MPI::Request::Test(MPI::Status& status) (binding deprecated, see
    Section 15.2) }
```

```
{bool MPI::Request::Test() (binding deprecated, see Section 15.2) }
```

A call to MPI\_TEST returns flag = true if the operation identified by request is complete. In such a case, the status object is set to contain information on the completed operation; if the communication object was created by a nonblocking send or receive, then it is deallocated and the request handle is set to MPI\_REQUEST\_NULL. The call returns flag = false, otherwise. In this case, the value of the status object is undefined. MPI\_TEST is a local operation.

The return status object for a receive operation carries information that can be accessed as described in Section 3.2.5. The status object for a send operation carries information that can be accessed by a call to MPI\_TEST\_CANCELLED (see Section 3.8).

One is allowed to call MPI\_TEST with a null or inactive request argument. In such a case the operation returns with flag = true and empty status.

The functions MPI\_WAIT and MPI\_TEST can be used to complete both sends and receives.

*Advice to users.* The use of the nonblocking MPI\_TEST call allows the user to schedule alternative activities within a single thread of execution. An event-driven thread scheduler can be emulated with periodic calls to MPI\_TEST. (*End of advice to users.*)

**Example 3.12** Simple usage of nonblocking operations and MPI\_WAIT.

```
CALL MPI_COMM_RANK(comm, rank, ierr)
IF (rank.EQ.0) THEN
    CALL MPI_ISEND(a(1), 10, MPI_REAL, 1, tag, comm, request, ierr)
    **** do some computation to mask latency ****
    CALL MPI_WAIT(request, status, ierr)
ELSE IF (rank.EQ.1) THEN
    CALL MPI_IRECV(a(1), 15, MPI_REAL, 0, tag, comm, request, ierr)
    **** do some computation to mask latency ****
    CALL MPI_WAIT(request, status, ierr)
END IF
```

A request object can be deallocated without waiting for the associated communication to complete, by using the following operation.

```
MPI_REQUEST_FREE(request)
```

```
INOUT request communication request (handle)
```

```
int MPI_Request_free(MPI_Request *request)
```

```
MPI_REQUEST_FREE(REQUEST, IERROR)
```

```
INTEGER REQUEST, IERROR
```

```
{void MPI::Request::Free() (binding deprecated, see Section 15.2) }
```

1 Mark the request object for deallocation and set `request` to `MPI_REQUEST_NULL`. An  
 2 ongoing communication that is associated with the request will be allowed to complete. The  
 3 request will be deallocated only after its completion.

4  
 5 *Rationale.* The `MPI_REQUEST_FREE` mechanism is provided for reasons of perfor-  
 6 mance and convenience on the sending side. (*End of rationale.*)

7  
 8 *Advice to users.* Once a request is freed by a call to `MPI_REQUEST_FREE`, it is not  
 9 possible to check for the successful completion of the associated communication with  
 10 calls to `MPI_WAIT` or `MPI_TEST`. Also, if an error occurs subsequently during the  
 11 communication, an error code cannot be returned to the user — such an error must  
 12 be treated as fatal. An active receive request should never be freed as the receiver  
 13 will have no way to verify that the receive has completed and the receive buffer can  
 14 be reused. (*End of advice to users.*)

15  
 16 **Example 3.13** An example using `MPI_REQUEST_FREE`.

```

17
18 CALL MPI_COMM_RANK(MPI_COMM_WORLD, rank, ierr)
19 IF (rank.EQ.0) THEN
20   DO i=1, n
21     CALL MPI_ISEND(outval, 1, MPI_REAL, 1, 0, MPI_COMM_WORLD, req, ierr)
22     CALL MPI_REQUEST_FREE(req, ierr)
23     CALL MPI_IRecv(ival, 1, MPI_REAL, 1, 0, MPI_COMM_WORLD, req, ierr)
24     CALL MPI_WAIT(req, status, ierr)
25   END DO
26 ELSE IF (rank.EQ.1) THEN
27   CALL MPI_IRecv(ival, 1, MPI_REAL, 0, 0, MPI_COMM_WORLD, req, ierr)
28   CALL MPI_WAIT(req, status, ierr)
29   DO I=1, n-1
30     CALL MPI_ISEND(outval, 1, MPI_REAL, 0, 0, MPI_COMM_WORLD, req, ierr)
31     CALL MPI_REQUEST_FREE(req, ierr)
32     CALL MPI_IRecv(ival, 1, MPI_REAL, 0, 0, MPI_COMM_WORLD, req, ierr)
33     CALL MPI_WAIT(req, status, ierr)
34   END DO
35   CALL MPI_ISEND(outval, 1, MPI_REAL, 0, 0, MPI_COMM_WORLD, req, ierr)
36   CALL MPI_WAIT(req, status, ierr)
37 END IF
38

```

### 39 3.7.4 Semantics of Nonblocking Communications

40 The semantics of nonblocking communication is defined by suitably extending the definitions  
 41 in Section 3.5.

42  
 43  
 44 **Order** Nonblocking communication operations are ordered according to the execution order  
 45 of the calls that initiate the communication. The non-overtaking requirement of Section 3.5  
 46 is extended to nonblocking communication, with this definition of order being used.

47  
 48 **Example 3.14** Message ordering for nonblocking operations.

```

CALL MPI_COMM_RANK(comm, rank, ierr) 1
IF (RANK.EQ.0) THEN 2
    CALL MPI_ISEND(a, 1, MPI_REAL, 1, 0, comm, r1, ierr) 3
    CALL MPI_ISEND(b, 1, MPI_REAL, 1, 0, comm, r2, ierr) 4
ELSE IF (rank.EQ.1) THEN 5
    CALL MPI_IRECV(a, 1, MPI_REAL, 0, MPI_ANY_TAG, comm, r1, ierr) 6
    CALL MPI_IRECV(b, 1, MPI_REAL, 0, 0, comm, r2, ierr) 7
END IF 8
CALL MPI_WAIT(r1, status, ierr) 9
CALL MPI_WAIT(r2, status, ierr) 10

```

The first send of process zero will match the first receive of process one, even if both messages are sent before process one executes either receive.

**Progress** A call to `MPI_WAIT` that completes a receive will eventually terminate and return if a matching send has been started, unless the send is satisfied by another receive. In particular, if the matching send is nonblocking, then the receive should complete even if no call is executed by the sender to complete the send. Similarly, a call to `MPI_WAIT` that completes a send will eventually return if a matching receive has been started, unless the receive is satisfied by another send, and even if no call is executed to complete the receive.

**Example 3.15** An illustration of progress semantics.

```

CALL MPI_COMM_RANK(comm, rank, ierr) 23
IF (RANK.EQ.0) THEN 24
    CALL MPI_SSEND(a, 1, MPI_REAL, 1, 0, comm, ierr) 25
    CALL MPI_SEND(b, 1, MPI_REAL, 1, 1, comm, ierr) 26
ELSE IF (rank.EQ.1) THEN 27
    CALL MPI_IRECV(a, 1, MPI_REAL, 0, 0, comm, r, ierr) 28
    CALL MPI_RECV(b, 1, MPI_REAL, 0, 1, comm, status, ierr) 29
    CALL MPI_WAIT(r, status, ierr) 30
END IF 31

```

This code should not deadlock in a correct MPI implementation. The first synchronous send of process zero must complete after process one posts the matching (nonblocking) receive even if process one has not yet reached the completing wait call. Thus, process zero will continue and execute the second send, allowing process one to complete execution.

If an `MPI_TEST` that completes a receive is repeatedly called with the same arguments, and a matching send has been started, then the call will eventually return `flag = true`, unless the send is satisfied by another receive. If an `MPI_TEST` that completes a send is repeatedly called with the same arguments, and a matching receive has been started, then the call will eventually return `flag = true`, unless the receive is satisfied by another send.

### 3.7.5 Multiple Completions

It is convenient to be able to wait for the completion of any, some, or all the operations in a list, rather than having to wait for a specific message. A call to `MPI_WAITANY` or `MPI_TESTANY` can be used to wait for the completion of one out of several operations. A call to `MPI_WAITALL` or `MPI_TESTALL` can be used to wait for all pending operations in

1 a list. A call to `MPI_WAIT SOME` or `MPI_TEST SOME` can be used to complete all enabled  
 2 operations in a list.

3  
 4  
 5 `MPI_WAIT ANY` (`count`, `array_of_requests`, `index`, `status`)

6	IN	<code>count</code>	list length (non-negative integer)
7	INOUT	<code>array_of_requests</code>	array of requests (array of handles)
8			
9	OUT	<code>index</code>	index of handle for operation that completed (integer)
10	OUT	<code>status</code>	status object ( <code>Status</code> )

11  
 12 `int MPI_Waitany(int count, MPI_Request *array_of_requests, int *index,`  
 13 `MPI_Status *status)`

14  
 15 `MPI_WAIT ANY(COUNT, ARRAY_OF_REQUESTS, INDEX, STATUS, IERROR)`  
 16 `INTEGER COUNT, ARRAY_OF_REQUESTS(*), INDEX, STATUS(MPI_STATUS_SIZE),`  
 17 `IERROR`

18 `{static int MPI::Request::Waitany(int count,`  
 19 `MPI::Request array_of_requests[], MPI::Status& status) (binding`  
 20 `deprecated, see Section 15.2) }`

21  
 22 `{static int MPI::Request::Waitany(int count,`  
 23 `MPI::Request array_of_requests[]) (binding deprecated, see`  
 24 `Section 15.2) }`

25  
 26  
 27  
 28  
 29  
 30  
 31  
 32  
 33  
 34  
 35  
 36  
 37  
 38  
 39  
 40  
 41  
 42  
 43  
 44  
 45  
 46  
 47  
 48

Blocks until one of the operations associated with the active requests in the array has completed. If more than one operation is enabled and can terminate, one is arbitrarily chosen. Returns in `index` the index of that request in the array and returns in `status` the status of the completing communication. (The array is indexed from zero in C, and from one in Fortran.) If the request was allocated by a nonblocking communication operation, then it is deallocated and the request handle is set to `MPI_REQUEST_NULL`.

The `array_of_requests` list may contain null or inactive handles. If the list contains no active handles (list has length zero or all entries are null or inactive), then the call returns immediately with `index = MPI_UNDEFINED`, and an empty status.

The execution of `MPI_WAIT ANY(count, array_of_requests, index, status)` has the same effect as the execution of `MPI_WAIT(&array_of_requests[i], status)`, where `i` is the value returned by `index` (unless the value of `index` is `MPI_UNDEFINED`). `MPI_WAIT ANY` with an array containing one active entry is equivalent to `MPI_WAIT`.



MPI_TESTANY(count, array_of_requests, index, flag, status)			1
IN	count	list length (non-negative integer)	2
INOUT	array_of_requests	array of requests (array of handles)	3
OUT	index	index of operation that completed, or MPI_UNDEFINED if none completed (integer)	4
OUT	flag	true if one of the operations is complete (logical)	5
OUT	status	status object (Status)	6

```
int MPI_Testany(int count, MPI_Request *array_of_requests, int *index,
               int *flag, MPI_Status *status)
```

```
MPI_TESTANY(COUNT, ARRAY_OF_REQUESTS, INDEX, FLAG, STATUS, IERROR)
LOGICAL FLAG
INTEGER COUNT, ARRAY_OF_REQUESTS(*), INDEX, STATUS(MPI_STATUS_SIZE),
IERROR
```

```
{static bool MPI::Request::Testany(int count,
                                   MPI::Request array_of_requests[], int& index,
                                   MPI::Status& status) (binding deprecated, see Section 15.2) }
```

```
{static bool MPI::Request::Testany(int count,
                                   MPI::Request array_of_requests[], int& index) (binding deprecated,
see Section 15.2) }
```

Tests for completion of either one or none of the operations associated with active handles. In the former case, it returns `flag = true`, returns in `index` the index of this request in the array, and returns in `status` the status of that operation; if the request was allocated by a nonblocking communication call then the request is deallocated and the handle is set to `MPI_REQUEST_NULL`. (The array is indexed from zero in C, and from one in Fortran.) In the latter case (no operation completed), it returns `flag = false`, returns a value of `MPI_UNDEFINED` in `index` and `status` is undefined.

The array may contain null or inactive handles. If the array contains no active handles then the call returns immediately with `flag = true`, `index = MPI_UNDEFINED`, and an empty `status`.

If the array of requests contains active handles then the execution of `MPI_TESTANY(count, array_of_requests, index, status)` has the same effect as the execution of `MPI_TEST(&array_of_requests[i], flag, status)`, for `i=0, 1, ..., count-1`, in some arbitrary order, until one call returns `flag = true`, or all fail. In the former case, `index` is set to the last value of `i`, and in the latter case, it is set to `MPI_UNDEFINED`. `MPI_TESTANY` with an array containing one active entry is equivalent to `MPI_TEST`.

MPI_WAITALL( count, array_of_requests, array_of_statuses)			43
IN	count	lists length (non-negative integer)	44
INOUT	array_of_requests	array of requests (array of handles)	45
OUT	array_of_statuses	array of status objects (array of Status)	46

```

1 int MPI_Waitall(int count, MPI_Request *array_of_requests,
2               MPI_Status *array_of_statuses)
3
4 MPI_WAITALL(COUNT, ARRAY_OF_REQUESTS, ARRAY_OF_STATUSES, IERROR)
5             INTEGER COUNT, ARRAY_OF_REQUESTS(*)
6             INTEGER ARRAY_OF_STATUSES(MPI_STATUS_SIZE,*), IERROR
7
8 {static void MPI::Request::Waitall(int count,
9                                   MPI::Request array_of_requests[],
10                                  MPI::Status array_of_statuses[]) (binding deprecated, see
11                                  Section 15.2) }
12
13 {static void MPI::Request::Waitall(int count,
14                                   MPI::Request array_of_requests[]) (binding deprecated, see
15                                   Section 15.2) }

```

Blocks until all communication operations associated with active handles in the list complete, and return the status of all these operations (this includes the case where no handle in the list is active). Both arrays have the same number of valid entries. The *i*-th entry in `array_of_statuses` is set to the return status of the *i*-th operation. Requests that were created by nonblocking communication operations are deallocated and the corresponding handles in the array are set to `MPI_REQUEST_NULL`. The list may contain null or inactive handles. The call sets to empty the status of each such entry.

The error-free execution of `MPI_WAITALL(count, array_of_requests, array_of_statuses)` has the same effect as the execution of `MPI_WAIT(&array_of_request[i], &array_of_statuses[i])`, for  $i=0, \dots, \text{count}-1$ , in some arbitrary order. `MPI_WAITALL` with an array of length one is equivalent to `MPI_WAIT`.

When one or more of the communications completed by a call to `MPI_WAITALL` fail, it is desirable to return specific information on each communication. The function `MPI_WAITALL` will return in such case the error code `MPI_ERR_IN_STATUS` and will set the error field of each status to a specific error code. This code will be `MPI_SUCCESS`, if the specific communication completed; it will be another specific error code, if it failed; or it can be `MPI_ERR_PENDING` if it has neither failed nor completed. The function `MPI_WAITALL` will return `MPI_SUCCESS` if no request had an error, or will return another error code if it failed for other reasons (such as invalid arguments). In such cases, it will not update the error fields of the statuses.

*Rationale.* This design streamlines error handling in the application. The application code need only test the (single) function result to determine if an error has occurred. It needs to check each individual status only when an error occurred. (*End of rationale.*)

```

41 MPI_TESTALL(count, array_of_requests, flag, array_of_statuses)
42
43 IN      count                lists length (non-negative integer)
44 INOUT  array_of_requests    array of requests (array of handles)
45 OUT    flag                 (logical)
46 OUT    array_of_statuses    array of status objects (array of Status)

```

```

int MPI_Testall(int count, MPI_Request *array_of_requests, int *flag,
                MPI_Status *array_of_statuses)
MPI_TESTALL(COUNT, ARRAY_OF_REQUESTS, FLAG, ARRAY_OF_STATUSES, IERROR)
    LOGICAL FLAG
    INTEGER COUNT, ARRAY_OF_REQUESTS(*),
    ARRAY_OF_STATUSES(MPI_STATUS_SIZE,*), IERROR
{static bool MPI::Request::Testall(int count,
    MPI::Request array_of_requests[],
    MPI::Status array_of_statuses[]) (binding deprecated, see
    Section 15.2) }
{static bool MPI::Request::Testall(int count,
    MPI::Request array_of_requests[]) (binding deprecated, see
    Section 15.2) }

```

Returns `flag = true` if all communications associated with active handles in the array have completed (this includes the case where no handle in the list is active). In this case, each status entry that corresponds to an active handle request is set to the status of the corresponding communication; if the request was allocated by a nonblocking communication call then it is deallocated, and the handle is set to `MPI_REQUEST_NULL`. Each status entry that corresponds to a null or inactive handle is set to empty.

Otherwise, `flag = false` is returned, no request is modified and the values of the status entries are undefined. This is a local operation.

Errors that occurred during the execution of `MPI_TESTALL` are handled as errors in `MPI_WAITALL`.

```

MPI_WAITSOME(incount, array_of_requests, outcount, array_of_indices, array_of_statuses)

```

IN	incount	length of <code>array_of_requests</code> (non-negative integer)
INOUT	<code>array_of_requests</code>	array of requests (array of handles)
OUT	outcount	number of completed requests (integer)
OUT	<code>array_of_indices</code>	array of indices of operations that completed (array of integers)
OUT	<code>array_of_statuses</code>	array of status objects for operations that completed (array of Status)

```

int MPI_Waitsome(int incount, MPI_Request *array_of_requests,
                int *outcount, int *array_of_indices,
                MPI_Status *array_of_statuses)
MPI_WAITSOME(INCOUNT, ARRAY_OF_REQUESTS, OUTCOUNT, ARRAY_OF_INDICES,
    ARRAY_OF_STATUSES, IERROR)
    INTEGER INCOUNT, ARRAY_OF_REQUESTS(*), OUTCOUNT, ARRAY_OF_INDICES(*),
    ARRAY_OF_STATUSES(MPI_STATUS_SIZE,*), IERROR

```

```

1 {static int MPI::Request::WaitSome(int incount,
2     MPI::Request array_of_requests[], int array_of_indices[],
3     MPI::Status array_of_statuses[]) (binding deprecated, see
4     Section 15.2) }

```

```

5 {static int MPI::Request::WaitSome(int incount,
6     MPI::Request array_of_requests[],
7     int array_of_indices[]) (binding deprecated, see Section 15.2) }
8

```

9 Waits until at least one of the operations associated with active handles in the list have  
10 completed. Returns in `outcount` the number of requests from the list `array_of_requests` that  
11 have completed. Returns in the first `outcount` locations of the array `array_of_indices` the  
12 indices of these operations (index within the array `array_of_requests`; the array is indexed  
13 from zero in C and from one in Fortran). Returns in the first `outcount` locations of the array  
14 `array_of_status` the status for these completed operations. If a request that completed was  
15 allocated by a nonblocking communication call, then it is deallocated, and the associated  
16 handle is set to `MPI_REQUEST_NULL`.

17 If the list contains no active handles, then the call returns immediately with `outcount`  
18 = `MPI_UNDEFINED`.

19 When one or more of the communications completed by `MPI_WAITSSOME` fails, then  
20 it is desirable to return specific information on each communication. The arguments  
21 `outcount`, `array_of_indices` and `array_of_statuses` will be adjusted to indicate completion of  
22 all communications that have succeeded or failed. The call will return the error code  
23 `MPI_ERR_IN_STATUS` and the error field of each status returned will be set to indicate  
24 success or to indicate the specific error that occurred. The call will return `MPI_SUCCESS`  
25 if no request resulted in an error, and will return another error code if it failed for other  
26 reasons (such as invalid arguments). In such cases, it will not update the error fields of the  
27 statuses.  
28

```

29 MPI_TESTSSOME(incount, array_of_requests, outcount, array_of_indices, array_of_statuses)
30

```

31			
32	IN	<code>incount</code>	length of <code>array_of_requests</code> (non-negative integer)
33	INOUT	<code>array_of_requests</code>	array of requests (array of handles)
34	OUT	<code>outcount</code>	number of completed requests (integer)
35	OUT	<code>array_of_indices</code>	array of indices of operations that completed (array of integers)
36	OUT	<code>array_of_statuses</code>	array of status objects for operations that completed (array of Status)
37			
38			
39			
40			

```

41 int MPI_TestSome(int incount, MPI_Request *array_of_requests,
42     int *outcount, int *array_of_indices,
43     MPI_Status *array_of_statuses)
44

```

```

45 MPI_TESTSSOME(INCOUNT, ARRAY_OF_REQUESTS, OUTCOUNT, ARRAY_OF_INDICES,
46     ARRAY_OF_STATUSES, IERROR)
47     INTEGER INCOUNT, ARRAY_OF_REQUESTS(*), OUTCOUNT, ARRAY_OF_INDICES(*),
48     ARRAY_OF_STATUSES(MPI_STATUS_SIZE,*), IERROR

```

```

{static int MPI::Request::Testsome(int incout,
    MPI::Request array_of_requests[], int array_of_indices[],
    MPI::Status array_of_statuses[]) (binding deprecated, see
    Section 15.2) }
{static int MPI::Request::Testsome(int incout,
    MPI::Request array_of_requests[],
    int array_of_indices[]) (binding deprecated, see Section 15.2) }

```

Behaves like MPI\_WAITSSOME, except that it returns immediately. If no operation has completed it returns `outcount = 0`. If there is no active handle in the list it returns `outcount = MPI_UNDEFINED`.

MPI\_TESTSSOME is a local operation, which returns immediately, whereas MPI\_WAITSSOME will block until a communication completes, if it was passed a list that contains at least one active handle. Both calls fulfill a fairness requirement: If a request for a receive repeatedly appears in a list of requests passed to MPI\_WAITSSOME or MPI\_TESTSSOME, and a matching send has been posted, then the receive will eventually succeed, unless the send is satisfied by another receive; and similarly for send requests.

Errors that occur during the execution of MPI\_TESTSSOME are handled as for MPI\_WAITSSOME.

*Advice to users.* The use of MPI\_TESTSSOME is likely to be more efficient than the use of MPI\_TESTANY. The former returns information on all completed communications, with the latter, a new call is required for each communication that completes.

A server with multiple clients can use MPI\_WAITSSOME so as not to starve any client. Clients send messages to the server with service requests. The server calls MPI\_WAITSSOME with one receive request for each client, and then handles all receives that completed. If a call to MPI\_WAITANY is used instead, then one client could starve while requests from another client always sneak in first. (*End of advice to users.*)

*Advice to implementors.* MPI\_TESTSSOME should complete as many pending communications as possible. (*End of advice to implementors.*)

**Example 3.16** Client-server code (starvation can occur).

```

CALL MPI_COMM_SIZE(comm, size, ierr)
CALL MPI_COMM_RANK(comm, rank, ierr)
IF(rank .GT. 0) THEN          ! client code
  DO WHILE(.TRUE.)
    CALL MPI_ISEND(a, n, MPI_REAL, 0, tag, comm, request, ierr)
    CALL MPI_WAIT(request, status, ierr)
  END DO
ELSE          ! rank=0 -- server code
  DO i=1, size-1
    CALL MPI_IRecv(a(1,i), n, MPI_REAL, i, tag,
      comm, request_list(i), ierr)
  END DO
DO WHILE(.TRUE.)

```

```

1      CALL MPI_WAITANY(size-1, request_list, index, status, ierr)
2      CALL DO_SERVICE(a(1,index)) ! handle one message
3      CALL MPI_IRecv(a(1, index), n, MPI_REAL, index, tag,
4                  comm, request_list(index), ierr)
5  END DO
6  END IF
7
8

```

**Example 3.17** Same code, using MPI\_WAITSSOME.

```

10
11 CALL MPI_COMM_SIZE(comm, size, ierr)
12 CALL MPI_COMM_RANK(comm, rank, ierr)
13 IF(rank .GT. 0) THEN ! client code
14   DO WHILE(.TRUE.)
15     CALL MPI_ISEND(a, n, MPI_REAL, 0, tag, comm, request, ierr)
16     CALL MPI_WAIT(request, status, ierr)
17   END DO
18 ELSE ! rank=0 -- server code
19   DO i=1, size-1
20     CALL MPI_IRecv(a(1,i), n, MPI_REAL, i, tag,
21                 comm, request_list(i), ierr)
22   END DO
23   DO WHILE(.TRUE.)
24     CALL MPI_WAITSSOME(size, request_list, numdone,
25                     indices, statuses, ierr)
26     DO i=1, numdone
27       CALL DO_SERVICE(a(1, indices(i)))
28       CALL MPI_IRecv(a(1, indices(i)), n, MPI_REAL, 0, tag,
29                   comm, request_list(indices(i)), ierr)
30     END DO
31   END DO
32 END IF
33
34

```

### 3.7.6 Non-destructive Test of status

This call is useful for accessing the information associated with a request, without freeing the request (in case the user is expected to access it later). It allows one to layer libraries more conveniently, since multiple layers of software may access the same completed request and extract from it the status information.

**MPI\_REQUEST\_GET\_STATUS**( request, flag, status )

IN	request	request (handle)
OUT	flag	boolean flag, same as from MPI_TEST (logical)
OUT	status	MPI_STATUS object if flag is true (Status)

```

int MPI_Request_get_status(MPI_Request request, int *flag,
                           MPI_Status *status)
MPI_REQUEST_GET_STATUS( REQUEST, FLAG, STATUS, IERROR)
    INTEGER REQUEST, STATUS(MPI_STATUS_SIZE), IERROR
    LOGICAL FLAG
{bool MPI::Request::Get_status(MPI::Status& status) const(binding deprecated,
    see Section 15.2) }
{bool MPI::Request::Get_status() const(binding deprecated, see Section 15.2) }

```

Sets `flag=true` if the operation is complete, and, if so, returns in `status` the request status. However, unlike `test` or `wait`, it does not deallocate or inactivate the request; a subsequent call to `test`, `wait` or `free` should be executed with that request. It sets `flag=false` if the operation is not complete.

One is allowed to call `MPI_REQUEST_GET_STATUS` with a null or inactive request argument. In such a case the operation returns with `flag=true` and empty `status`.

### 3.8 Probe and Cancel

The `MPI_PROBE` and `MPI_IPROBE` operations allow incoming messages to be checked for, without actually receiving them. The user can then decide how to receive them, based on the information returned by the probe (basically, the information returned by `status`). In particular, the user may allocate memory for the receive buffer, according to the length of the probed message.

The `MPI_CANCEL` operation allows pending communications to be canceled. This is required for cleanup. Posting a send or a receive ties up user resources (send or receive buffers), and a cancel may be needed to free these resources gracefully.

```

MPI_IPROBE(source, tag, comm, flag, status)
    IN      source      rank of source or MPI_ANY_SOURCE (integer)
    IN      tag         message tag or MPI_ANY_TAG (integer)
    IN      comm        communicator (handle)
    OUT     flag        (logical)
    OUT     status      status object (Status)
int MPI_Iprobe(int source, int tag, MPI_Comm comm, int *flag,
               MPI_Status *status)
MPI_IPROBE(SOURCE, TAG, COMM, FLAG, STATUS, IERROR)
    LOGICAL FLAG
    INTEGER SOURCE, TAG, COMM, STATUS(MPI_STATUS_SIZE), IERROR
{bool MPI::Comm::Iprobe(int source, int tag, MPI::Status& status)
    const(binding deprecated, see Section 15.2) }

```

```

1 {bool MPI::Comm::Iprobe(int source, int tag) const(binding deprecated, see
2     Section 15.2) }

```

MPI\_IPROBE(source, tag, comm, flag, status) returns flag = true if there is a message that can be received and that matches the pattern specified by the arguments source, tag, and comm. The call matches the same message that would have been received by a call to MPI\_RECV(..., source, tag, comm, status) executed at the same point in the program, and returns in status the same value that would have been returned by MPI\_RECV(). Otherwise, the call returns flag = false, and leaves status undefined.

If MPI\_IPROBE returns flag = true, then the content of the status object can be subsequently accessed as described in Section 3.2.5 to find the source, tag and length of the probed message.

A subsequent receive executed with the same communicator, and the source and tag returned in status by MPI\_IPROBE will receive the message that was matched by the probe, if no other intervening receive occurs after the probe, and the send is not successfully cancelled before the receive. If the receiving process is multi-threaded, it is the user's responsibility to ensure that the last condition holds.

The source argument of MPI\_PROBE can be MPI\_ANY\_SOURCE, and the tag argument can be MPI\_ANY\_TAG, so that one can probe for messages from an arbitrary source and/or with an arbitrary tag. However, a specific communication context must be provided with the comm argument.

It is not necessary to receive a message immediately after it has been probed for, and the same message may be probed for several times before it is received.

```

25 MPI_PROBE(source, tag, comm, status)

```

26	IN	source	rank of source or MPI_ANY_SOURCE (integer)
27			
28	IN	tag	message tag or MPI_ANY_TAG (integer)
29			
30	IN	comm	communicator (handle)
31			
32		OUT	status object (Status)

```

33 int MPI_Probe(int source, int tag, MPI_Comm comm, MPI_Status *status)

```

```

34 MPI_PROBE(SOURCE, TAG, COMM, STATUS, IERROR)

```

```

35     INTEGER SOURCE, TAG, COMM, STATUS(MPI_STATUS_SIZE), IERROR

```

```

36
37 {void MPI::Comm::Probe(int source, int tag, MPI::Status& status)
38     const(binding deprecated, see Section 15.2) }

```

```

39
40 {void MPI::Comm::Probe(int source, int tag) const(binding deprecated, see
41     Section 15.2) }

```

MPI\_PROBE behaves like MPI\_IPROBE except that it is a blocking call that returns only after a matching message has been found.

The MPI implementation of MPI\_PROBE and MPI\_IPROBE needs to guarantee progress: if a call to MPI\_PROBE has been issued by a process, and a send that matches the probe has been initiated by some process, then the call to MPI\_PROBE will return, unless the message is received by another concurrent receive operation (that is executed by another thread at the probing process). Similarly, if a process busy waits with MPI\_IPROBE and



a matching message has been issued, then the call to `MPI_Iprobe` will eventually return `flag = true` unless the message is received by another concurrent receive operation.

**Example 3.18**

Use blocking probe to wait for an incoming message.

```

CALL MPI_COMM_RANK(comm, rank, ierr)
IF (rank.EQ.0) THEN
    CALL MPI_SEND(i, 1, MPI_INTEGER, 2, 0, comm, ierr)
ELSE IF (rank.EQ.1) THEN
    CALL MPI_SEND(x, 1, MPI_REAL, 2, 0, comm, ierr)
ELSE IF (rank.EQ.2) THEN
    DO i=1, 2
        CALL MPI_PROBE(MPI_ANY_SOURCE, 0,
                       comm, status, ierr)
        IF (status(MPI_SOURCE) .EQ. 0) THEN
100          CALL MPI_RECV(i, 1, MPI_INTEGER, 0, 0, comm, status, ierr)
        ELSE
200          CALL MPI_RECV(x, 1, MPI_REAL, 1, 0, comm, status, ierr)
        END IF
    END DO
END IF

```

Each message is received with the right type.

**Example 3.19** A similar program to the previous example, but now it has a problem.

```

CALL MPI_COMM_RANK(comm, rank, ierr)
IF (rank.EQ.0) THEN
    CALL MPI_SEND(i, 1, MPI_INTEGER, 2, 0, comm, ierr)
ELSE IF (rank.EQ.1) THEN
    CALL MPI_SEND(x, 1, MPI_REAL, 2, 0, comm, ierr)
ELSE IF (rank.EQ.2) THEN
    DO i=1, 2
        CALL MPI_PROBE(MPI_ANY_SOURCE, 0,
                       comm, status, ierr)
        IF (status(MPI_SOURCE) .EQ. 0) THEN
100          CALL MPI_RECV(i, 1, MPI_INTEGER, MPI_ANY_SOURCE,
                           0, comm, status, ierr)
        ELSE
200          CALL MPI_RECV(x, 1, MPI_REAL, MPI_ANY_SOURCE,
                           0, comm, status, ierr)
        END IF
    END DO
END IF

```

We slightly modified Example 3.18, using `MPI_ANY_SOURCE` as the source argument in the two receive calls in statements labeled 100 and 200. The program is now incorrect: the receive operation may receive a message that is distinct from the message probed by the preceding call to `MPI_Probe`.

1     *Advice to implementors.* A call to `MPI_PROBE(source, tag, comm, status)` will match  
 2     the message that would have been received by a call to `MPI_RECV(..., source, tag,`  
 3     `comm, status)` executed at the same point. Suppose that this message has source `s`,  
 4     tag `t` and communicator `c`. If the tag argument in the probe call has value  
 5     `MPI_ANY_TAG` then the message probed will be the earliest pending message from  
 6     source `s` with communicator `c` and any tag; in any case, the message probed will be  
 7     the earliest pending message from source `s` with tag `t` and communicator `c` (this is the  
 8     message that would have been received, so as to preserve message order). This message  
 9     continues as the earliest pending message from source `s` with tag `t` and communicator  
 10    `c`, until it is received. A receive operation subsequent to the probe that uses the  
 11    same communicator as the probe and uses the tag and source values returned by  
 12    the probe, must receive this message, unless it has already been received by another  
 13    receive operation. (*End of advice to implementors.*)

14  
 15  
 16 `MPI_CANCEL(request)`

17     IN            request                                    communication request (handle)

18  
 19  
 20 `int MPI_Cancel(MPI_Request *request)`

21  
 22 `MPI_CANCEL(REQUEST, IERROR)`

23     INTEGER REQUEST, IERROR

24     {void MPI::Request::Cancel() const(*binding deprecated, see Section 15.2*) }

25  
 26     A call to `MPI_CANCEL` marks for cancellation a pending, nonblocking communication  
 27     operation (send or receive). The cancel call is local. It returns immediately, possibly before  
 28     the communication is actually canceled. It is still necessary to complete a communication  
 29     that has been marked for cancellation, using a call to `MPI_REQUEST_FREE`, `MPI_WAIT` or  
 30     `MPI_TEST` (or any of the derived operations).

31     If a communication is marked for cancellation, then a `MPI_WAIT` call for that com-  
 32     munication is guaranteed to return, irrespective of the activities of other processes (i.e.,  
 33     `MPI_WAIT` behaves as a local function); similarly if `MPI_TEST` is repeatedly called in a  
 34     busy wait loop for a canceled communication, then `MPI_TEST` will eventually be success-  
 35     ful.

36     `MPI_CANCEL` can be used to cancel a communication that uses a persistent request (see  
 37     Section 3.9), in the same way it is used for nonpersistent requests. A successful cancellation  
 38     cancels the active communication, but not the request itself. After the call to `MPI_CANCEL`  
 39     and the subsequent call to `MPI_WAIT` or `MPI_TEST`, the request becomes inactive and can  
 40     be activated for a new communication.

41     The successful cancellation of a buffered send frees the buffer space occupied by the  
 42     pending message.

43     Either the cancellation succeeds, or the communication succeeds, but not both. If a  
 44     send is marked for cancellation, then it must be the case that either the send completes  
 45     normally, in which case the message sent was received at the destination process, or that  
 46     the send is successfully canceled, in which case no part of the message was received at the  
 47     destination. Then, any matching receive has to be satisfied by another send. If a receive is  
 48     marked for cancellation, then it must be the case that either the receive completes normally,

or that the receive is successfully canceled, in which case no part of the receive buffer is altered. Then, any matching send has to be satisfied by another receive.

If the operation has been canceled, then information to that effect will be returned in the status argument of the operation that completes the communication.

*Rationale.* Although the IN request handle parameter should not need to be passed by reference, the C binding has listed the argument type as `MPI_Request*` since MPI-1.0. This function signature therefore cannot be changed without breaking existing MPI applications. (*End of rationale.*)

`MPI_TEST_CANCELLED(status, flag)`

IN	status	status object (Status)
OUT	flag	(logical)

`int MPI_Test_cancelled(MPI_Status *status, int *flag)`

`MPI_TEST_CANCELLED(STATUS, FLAG, IERROR)`

LOGICAL FLAG

INTEGER STATUS(MPI\_STATUS\_SIZE), IERROR

`{bool MPI::Status::Is_cancelled() const(binding deprecated, see Section 15.2) }`

Returns `flag = true` if the communication associated with the status object was canceled successfully. In such a case, all other fields of `status` (such as `count` or `tag`) are undefined. Returns `flag = false`, otherwise. If a receive operation might be canceled then one should call `MPI_TEST_CANCELLED` first, to check whether the operation was canceled, before checking on the other fields of the return status.

*Advice to users.* Cancel can be an expensive operation that should be used only exceptionally. (*End of advice to users.*)

*Advice to implementors.* If a send operation uses an “eager” protocol (data is transferred to the receiver before a matching receive is posted), then the cancellation of this send may require communication with the intended receiver in order to free allocated buffers. On some systems this may require an interrupt to the intended receiver. Note that, while communication may be needed to implement `MPI_CANCEL`, this is still a local operation, since its completion does not depend on the code executed by other processes. If processing is required on another process, this should be transparent to the application (hence the need for an interrupt and an interrupt handler). (*End of advice to implementors.*)

### 3.9 Persistent Communication Requests

Often a communication with the same argument list is repeatedly executed within the inner loop of a parallel computation. In such a situation, it may be possible to optimize the communication by binding the list of communication arguments to a **persistent** communication request once and, then, repeatedly using the request to initiate and complete

1 messages. The persistent request thus created can be thought of as a communication port or  
 2 a “half-channel.” It does not provide the full functionality of a conventional channel, since  
 3 there is no binding of the send port to the receive port. This construct allows reduction  
 4 of the overhead for communication between the process and communication controller, but  
 5 not of the overhead for communication between one communication controller and another.  
 6 It is not necessary that messages sent with a persistent request be received by a receive  
 7 operation using a persistent request, or vice versa.

8 A persistent communication request is created using one of the five following calls.  
 9 These calls involve no communication.

10  
 11  
 12 `MPI_SEND_INIT(buf, count, datatype, dest, tag, comm, request)`

13	IN	buf	initial address of send buffer (choice)
14	IN	count	number of elements sent (non-negative integer)
15			
16	IN	datatype	type of each element (handle)
17	IN	dest	rank of destination (integer)
18	IN	tag	message tag (integer)
19	IN	comm	communicator (handle)
20			
21	OUT	request	communication request (handle)
22			

23 `int MPI_Send_init(void* buf, int count, MPI_Datatype datatype, int dest,`  
 24 `int tag, MPI_Comm comm, MPI_Request *request)`

25  
 26 `MPI_SEND_INIT(BUF, COUNT, DATATYPE, DEST, TAG, COMM, REQUEST, IERROR)`

27 `<type> BUF(*)`

28 `INTEGER REQUEST, COUNT, DATATYPE, DEST, TAG, COMM, REQUEST, IERROR`

29 `{MPI::Prequest MPI::Comm::Send_init(const void* buf, int count, const`  
 30 `MPI::Datatype& datatype, int dest, int tag) const(binding)`  
 31 `deprecated, see Section 15.2) }`

32  
 33 Creates a persistent communication request for a standard mode send operation, and  
 34 binds to it all the arguments of a send operation.

35  
 36  
 37 `MPI_BSEND_INIT(buf, count, datatype, dest, tag, comm, request)`

38	IN	buf	initial address of send buffer (choice)
39	IN	count	number of elements sent (non-negative integer)
40			
41	IN	datatype	type of each element (handle)
42	IN	dest	rank of destination (integer)
43	IN	tag	message tag (integer)
44	IN	comm	communicator (handle)
45			
46	OUT	request	communication request (handle)
47			
48			

```

int MPI_Bsend_init(void* buf, int count, MPI_Datatype datatype, int dest,
                  int tag, MPI_Comm comm, MPI_Request *request)
MPI_BSEND_INIT(BUF, COUNT, DATATYPE, DEST, TAG, COMM, REQUEST, IERROR)
<type> BUF(*)
INTEGER REQUEST, COUNT, DATATYPE, DEST, TAG, COMM, REQUEST, IERROR
{MPI::Prequest MPI::Comm::Bsend_init(const void* buf, int count, const
MPI::Datatype& datatype, int dest, int tag) const(binding
deprecated, see Section 15.2) }

```

Creates a persistent communication request for a buffered mode send.

```

MPI_SSEND_INIT(buf, count, datatype, dest, tag, comm, request)
IN      buf                initial address of send buffer (choice)
IN      count              number of elements sent (non-negative integer)
IN      datatype           type of each element (handle)
IN      dest               rank of destination (integer)
IN      tag                message tag (integer)
IN      comm               communicator (handle)
OUT     request            communication request (handle)
int MPI_Ssend_init(void* buf, int count, MPI_Datatype datatype, int dest,
                  int tag, MPI_Comm comm, MPI_Request *request)
MPI_SSEND_INIT(BUF, COUNT, DATATYPE, DEST, TAG, COMM, REQUEST, IERROR)
<type> BUF(*)
INTEGER COUNT, DATATYPE, DEST, TAG, COMM, REQUEST, IERROR
{MPI::Prequest MPI::Comm::Ssend_init(const void* buf, int count, const
MPI::Datatype& datatype, int dest, int tag) const(binding
deprecated, see Section 15.2) }

```

Creates a persistent communication object for a synchronous mode send operation.

```

MPI_RSEND_INIT(buf, count, datatype, dest, tag, comm, request)
IN      buf                initial address of send buffer (choice)
IN      count              number of elements sent (non-negative integer)
IN      datatype           type of each element (handle)
IN      dest               rank of destination (integer)
IN      tag                message tag (integer)
IN      comm               communicator (handle)
OUT     request            communication request (handle)

```

```

1 int MPI_Rsend_init(void* buf, int count, MPI_Datatype datatype, int dest,
2                   int tag, MPI_Comm comm, MPI_Request *request)
3
4 MPI_RSEND_INIT(BUF, COUNT, DATATYPE, DEST, TAG, COMM, REQUEST, IERROR)
5     <type> BUF(*)
6     INTEGER COUNT, DATATYPE, DEST, TAG, COMM, REQUEST, IERROR
7
8 {MPI::Prequest MPI::Comm::Rsend_init(const void* buf, int count, const
9   MPI::Datatype& datatype, int dest, int tag) const(binding
10  deprecated, see Section 15.2) }

```

Creates a persistent communication object for a ready mode send operation.

```

13 MPI_RECV_INIT(buf, count, datatype, source, tag, comm, request)
14
15 OUT    buf                initial address of receive buffer (choice)
16 IN     count              number of elements received (non-negative integer)
17 IN     datatype           type of each element (handle)
18 IN     source             rank of source or MPI_ANY_SOURCE (integer)
19 IN     tag                message tag or MPI_ANY_TAG (integer)
20 IN     comm               communicator (handle)
21 IN     request            communication request (handle)
22
23
24

```

```

25 int MPI_Recv_init(void* buf, int count, MPI_Datatype datatype, int source,
26                  int tag, MPI_Comm comm, MPI_Request *request)
27
28 MPI_RECV_INIT(BUF, COUNT, DATATYPE, SOURCE, TAG, COMM, REQUEST, IERROR)
29     <type> BUF(*)
30     INTEGER COUNT, DATATYPE, SOURCE, TAG, COMM, REQUEST, IERROR
31
32 {MPI::Prequest MPI::Comm::Recv_init(void* buf, int count, const
33   MPI::Datatype& datatype, int source, int tag) const(binding
34  deprecated, see Section 15.2) }

```

Creates a persistent communication request for a receive operation. The argument `buf` is marked as OUT because the user gives permission to write on the receive buffer by passing the argument to `MPI_RECV_INIT`.

A persistent communication request is inactive after it was created — no active communication is attached to the request.

A communication (send or receive) that uses a persistent request is initiated by the function `MPI_START`.

```

43 MPI_START(request)
44     INOUT    request                communication request (handle)
45
46
47 int MPI_Start(MPI_Request *request)
48
49 MPI_START(REQUEST, IERROR)

```

INTEGER REQUEST, IERROR

```
{void MPI::Prequest::Start() (binding deprecated, see Section 15.2) }
```

The argument, `request`, is a handle returned by one of the previous five calls. The associated request should be inactive. The request becomes active once the call is made.

If the request is for a send with ready mode, then a matching receive should be posted before the call is made. The communication buffer should not be modified after the call, and until the operation completes.

The call is local, with similar semantics to the nonblocking communication operations described in Section 3.7. That is, a call to `MPI_START` with a request created by `MPI_SEND_INIT` starts a communication in the same manner as a call to `MPI_ISEND`; a call to `MPI_START` with a request created by `MPI_BSEND_INIT` starts a communication in the same manner as a call to `MPI_IBSEND`; and so on.

```
MPI_STARTALL(count, array_of_requests)
```

IN	count	list length (non-negative integer)
INOUT	array_of_requests	array of requests (array of handle)

```
int MPI_Startall(int count, MPI_Request *array_of_requests)
```

```
MPI_STARTALL(COUNT, ARRAY_OF_REQUESTS, IERROR)
    INTEGER COUNT, ARRAY_OF_REQUESTS(*), IERROR
```

```
{static void MPI::Prequest::Startall(int count,
    MPI::Prequest array_of_requests[]) (binding deprecated, see
    Section 15.2) }
```

Start all communications associated with requests in `array_of_requests`. A call to `MPI_STARTALL(count, array_of_requests)` has the same effect as calls to `MPI_START (&array_of_requests[i])`, executed for  $i=0, \dots, \text{count}-1$ , in some arbitrary order.

A communication started with a call to `MPI_START` or `MPI_STARTALL` is completed by a call to `MPI_WAIT`, `MPI_TEST`, or one of the derived functions described in Section 3.7.5. The request becomes inactive after successful completion of such call. The request is not deallocated and it can be activated anew by an `MPI_START` or `MPI_STARTALL` call.

A persistent request is deallocated by a call to `MPI_REQUEST_FREE` (Section 3.7.3).

The call to `MPI_REQUEST_FREE` can occur at any point in the program after the persistent request was created. However, the request will be deallocated only after it becomes inactive. Active receive requests should not be freed. Otherwise, it will not be possible to check that the receive has completed. It is preferable, in general, to free requests when they are inactive. If this rule is followed, then the functions described in this section will be invoked in a sequence of the form,

**Create (Start Complete)\* Free**

where `*` indicates zero or more repetitions. If the same communication object is used in several concurrent threads, it is the user's responsibility to coordinate calls so that the

1 correct sequence is obeyed.

2 A send operation initiated with `MPI_START` can be matched with any receive operation  
3 and, likewise, a receive operation initiated with `MPI_START` can receive messages generated  
4 by any send operation.

5 *Advice to users.* To prevent problems with the argument copying and register opti-  
6 mization done by Fortran compilers, please note the hints in subsections “Problems  
7 Due to Data Copying and Sequence Association,” and “A Problem with Register  
8 Optimization” in Section 16.2.2 on pages 510 and 513. (*End of advice to users.*)  
9

### 10 3.10 Send-Receive

11 The **send-receive** operations combine in one call the sending of a message to one desti-  
12 nation and the receiving of another message, from another process. The two (source and  
13 destination) are possibly the same. A send-receive operation is very useful for executing  
14 a shift operation across a chain of processes. If blocking sends and receives are used for  
15 such a shift, then one needs to order the sends and receives correctly (for example, even  
16 processes send, then receive, odd processes receive first, then send) so as to prevent cyclic  
17 dependencies that may lead to deadlock. When a send-receive operation is used, the com-  
18 munication subsystem takes care of these issues. The send-receive operation can be used  
19 in conjunction with the functions described in Chapter 7 in order to perform shifts on var-  
20 ious logical topologies. Also, a send-receive operation is useful for implementing remote  
21 procedure calls.  
22

23 A message sent by a send-receive operation can be received by a regular receive oper-  
24 ation or probed by a probe operation; a send-receive operation can receive a message sent  
25 by a regular send operation.  
26

27  
28 `MPI_SENDRECV`(sendbuf, sendcount, sendtype, dest, sendtag, recvbuf, recvcount, recvtype,  
29 source, recvtag, comm, status)

30			
31	IN	sendbuf	initial address of send buffer (choice)
32	IN	sendcount	number of elements in send buffer (non-negative inte- 33 ger)
34	IN	sendtype	type of elements in send buffer (handle)
35	IN	dest	rank of destination (integer)
36	IN	sendtag	send tag (integer)
37	OUT	recvbuf	initial address of receive buffer (choice)
38	IN	recvcount	number of elements in receive buffer (non-negative in- 39 te- 40 ger)
41	IN	recvtype	type of elements in receive buffer (handle)
42	IN	source	rank of source or <code>MPI_ANY_SOURCE</code> (integer)
43	IN	recvtag	receive tag or <code>MPI_ANY_TAG</code> (integer)
44	IN	comm	communicator (handle)
45	OUT	status	status object (Status)
46			
47			
48			



```

int MPI_Sendrecv(void *sendbuf, int sendcount, MPI_Datatype sendtype,
                 int dest, int sendtag, void *recvbuf, int recvcount,
                 MPI_Datatype recvtype, int source, int recvtag, MPI_Comm comm,
                 MPI_Status *status)
MPI_SENDRECV(SENDBUF, SENDCOUNT, SENDTYPE, DEST, SENDTAG, RECVBUF,
             RECVCOUNT, RECVTYPE, SOURCE, RECVTAG, COMM, STATUS, IERROR)
<type> SENDBUF(*), RECVBUF(*)
INTEGER SENDCOUNT, SENDTYPE, DEST, SENDTAG, RECVCOUNT, RECVTYPE,
SOURCE, RECVTAG, COMM, STATUS(MPI_STATUS_SIZE), IERROR
{void MPI::Comm::Sendrecv(const void *sendbuf, int sendcount, const
                          MPI::Datatype& sendtype, int dest, int sendtag, void *recvbuf,
                          int recvcount, const MPI::Datatype& recvtype, int source,
                          int recvtag, MPI::Status& status) const(binding deprecated, see
                          Section 15.2) }
{void MPI::Comm::Sendrecv(const void *sendbuf, int sendcount, const
                          MPI::Datatype& sendtype, int dest, int sendtag, void *recvbuf,
                          int recvcount, const MPI::Datatype& recvtype, int source,
                          int recvtag) const(binding deprecated, see Section 15.2) }

```

Execute a blocking send and receive operation. Both send and receive use the same communicator, but possibly different tags. The send buffer and receive buffers must be disjoint, and may have different lengths and datatypes.

The semantics of a send-receive operation is what would be obtained if the caller forked two concurrent threads, one to execute the send, and one to execute the receive, followed by a join of these two threads.

```

MPI_SENDRECV_REPLACE(buf, count, datatype, dest, sendtag, source, recvtag, comm, sta-
                    tus)

```

INOUT	buf	initial address of send and receive buffer (choice)
IN	count	number of elements in send and receive buffer (non-negative integer)
IN	datatype	type of elements in send and receive buffer (handle)
IN	dest	rank of destination (integer)
IN	sendtag	send message tag (integer)
IN	source	rank of source or MPI_ANY_SOURCE (integer)
IN	recvtag	receive message tag or MPI_ANY_TAG (integer)
IN	comm	communicator (handle)
OUT	status	status object (Status)

```

int MPI_Sendrecv_replace(void* buf, int count, MPI_Datatype datatype,
                        int dest, int sendtag, int source, int recvtag, MPI_Comm comm,
                        MPI_Status *status)

```

```

1 MPI_SENDRECV_REPLACE(BUF, COUNT, DATATYPE, DEST, SENDTAG, SOURCE, RECVTAG,
2     COMM, STATUS, IERROR)
3     <type> BUF(*)
4     INTEGER COUNT, DATATYPE, DEST, SENDTAG, SOURCE, RECVTAG, COMM,
5     STATUS(MPI_STATUS_SIZE), IERROR

```

```

6 {void MPI::Comm::Sendrecv_replace(void* buf, int count, const
7     MPI::Datatype& datatype, int dest, int sendtag, int source,
8     int recvtag, MPI::Status& status) const(binding deprecated, see
9     Section 15.2) }

```

```

11 {void MPI::Comm::Sendrecv_replace(void* buf, int count, const
12     MPI::Datatype& datatype, int dest, int sendtag, int source,
13     int recvtag) const(binding deprecated, see Section 15.2) }

```

Execute a blocking send and receive. The same buffer is used both for the send and for the receive, so that the message sent is replaced by the message received.

*Advice to implementors.* Additional intermediate buffering is needed for the “replace” variant. (*End of advice to implementors.*)

### 3.11 Null Processes

In many instances, it is convenient to specify a “dummy” source or destination for communication. This simplifies the code that is needed for dealing with boundaries, for example, in the case of a non-circular shift done with calls to send-receive.

The special value `MPI_PROC_NULL` can be used instead of a rank wherever a source or a destination argument is required in a call. A communication with process `MPI_PROC_NULL` has no effect. A send to `MPI_PROC_NULL` succeeds and returns as soon as possible. A receive from `MPI_PROC_NULL` succeeds and returns as soon as possible with no modifications to the receive buffer. When a receive with `source = MPI_PROC_NULL` is executed then the status object returns `source = MPI_PROC_NULL`, `tag = MPI_ANY_TAG` and `count = 0`.

1  
2  
3  
4  
5  
6  
7  
8  
9  
10  
11  
12  
13  
14  
15  
16  
17  
18  
19  
20  
21  
22  
23  
24  
25  
26  
27  
28  
29  
30  
31  
32  
33  
34  
35  
36  
37  
38  
39  
40  
41  
42  
43  
44  
45  
46  
47  
48

# Chapter 4

## Datatypes

Basic datatypes were introduced in Section 3.2.2 Message Data on page 29 and in Section 3.3 Data Type Matching and Data Conversion on page 36. In this chapter, this model is extended to describe any data layout. We consider general datatypes that allow one to transfer efficiently heterogeneous and noncontiguous data. We conclude with the description of calls for explicit packing and unpacking of messages.

### 4.1 Derived Datatypes

Up to here, all point to point communication have involved only buffers containing a sequence of identical basic datatypes. This is too constraining on two accounts. One often wants to pass messages that contain values with different datatypes (e.g., an integer count, followed by a sequence of real numbers); and one often wants to send noncontiguous data (e.g., a sub-block of a matrix). One solution is to pack noncontiguous data into a contiguous buffer at the sender site and unpack it at the receiver site. This has the disadvantage of requiring additional memory-to-memory copy operations at both sites, even when the communication subsystem has scatter-gather capabilities. Instead, MPI provides mechanisms to specify more general, mixed, and noncontiguous communication buffers. It is up to the implementation to decide whether data should be first packed in a contiguous buffer before being transmitted, or whether it can be collected directly from where it resides.

The general mechanisms provided here allow one to transfer directly, without copying, objects of various shape and size. It is not assumed that the MPI library is cognizant of the objects declared in the host language. Thus, if one wants to transfer a structure, or an array section, it will be necessary to provide in MPI a definition of a communication buffer that mimics the definition of the structure or array section in question. These facilities can be used by library designers to define communication functions that can transfer objects defined in the host language — by decoding their definitions as available in a symbol table or a dope vector. Such higher-level communication functions are not part of MPI.

More general communication buffers are specified by replacing the basic datatypes that have been used so far with derived datatypes that are constructed from basic datatypes using the constructors described in this section. These methods of constructing derived datatypes can be applied recursively.

A **general datatype** is an opaque object that specifies two things:

- A sequence of basic datatypes

- A sequence of integer (byte) displacements

The displacements are not required to be positive, distinct, or in increasing order. Therefore, the order of items need not coincide with their order in store, and an item may appear more than once. We call such a pair of sequences (or sequence of pairs) a **type map**. The sequence of basic datatypes (displacements ignored) is the **type signature** of the datatype.

Let

$$Typemap = \{(type_0, disp_0), \dots, (type_{n-1}, disp_{n-1})\},$$

be such a type map, where  $type_i$  are basic types, and  $disp_i$  are displacements. Let

$$Typesig = \{type_0, \dots, type_{n-1}\}$$

be the associated type signature. This type map, together with a base address  $buf$ , specifies a communication buffer: the communication buffer that consists of  $n$  entries, where the  $i$ -th entry is at address  $buf + disp_i$  and has type  $type_i$ . A message assembled from such a communication buffer will consist of  $n$  values, of the types defined by  $Typesig$ .

Most datatype constructors have replication count or block length arguments. Allowed values are non-negative integers. If the value is zero, no elements are generated in the type map and there is no effect on datatype bounds or extent.

We can use a handle to a general datatype as an argument in a send or receive operation, instead of a basic datatype argument. The operation `MPI_SEND(buf, 1, datatype, ...)` will use the send buffer defined by the base address `buf` and the general datatype associated with `datatype`; it will generate a message with the type signature determined by the `datatype` argument. `MPI_RECV(buf, 1, datatype, ...)` will use the receive buffer defined by the base address `buf` and the general datatype associated with `datatype`.

General datatypes can be used in all send and receive operations. We discuss, in Section 4.1.11, the case where the second argument `count` has value  $> 1$ .

The basic datatypes presented in Section 3.2.2 are particular cases of a general datatype, and are predefined. Thus, `MPI_INT` is a predefined handle to a datatype with type map  $\{(int, 0)\}$ , with one entry of type `int` and displacement zero. The other basic datatypes are similar.

The **extent** of a datatype is defined to be the span from the first byte to the last byte occupied by entries in this datatype, rounded up to satisfy alignment requirements. That is, if

$$Typemap = \{(type_0, disp_0), \dots, (type_{n-1}, disp_{n-1})\},$$

then

$$\begin{aligned} lb(Typemap) &= \min_j disp_j, \\ ub(Typemap) &= \max_j (disp_j + sizeof(type_j)) + \epsilon, \text{ and} \\ extent(Typemap) &= ub(Typemap) - lb(Typemap). \end{aligned} \tag{4.1}$$

If  $type_i$  requires alignment to a byte address that is a multiple of  $k_i$ , then  $\epsilon$  is the least non-negative increment needed to round  $extent(Typemap)$  to the next multiple of  $\max_i k_i$ . The complete definition of **extent** is given on page 98.

**Example 4.1** Assume that  $Type = \{(double, 0), (char, 8)\}$  (a double at displacement zero, followed by a char at displacement eight). Assume, furthermore, that doubles have to be strictly aligned at addresses that are multiples of eight. Then, the extent of this datatype is 16 (9 rounded to the next multiple of 8). A datatype that consists of a character immediately followed by a double will also have an extent of 16.

*Rationale.* The definition of extent is motivated by the assumption that the amount of padding added at the end of each structure in an array of structures is the least needed to fulfill alignment constraints. More explicit control of the extent is provided in Section 4.1.6. Such explicit control is needed in cases where the assumption does not hold, for example, where union types are used. (*End of rationale.*)

#### 4.1.1 Type Constructors with Explicit Addresses

In Fortran, the functions `MPI_TYPE_CREATE_HVECTOR`, `MPI_TYPE_CREATE_HINDEXED`, `MPI_TYPE_CREATE_STRUCT`, and `MPI_GET_ADDRESS` accept arguments of type `INTEGER(KIND=MPI_ADDRESS_KIND)`, wherever arguments of type `MPI_Aint` and `MPI::Aint` are used in C and C++. On Fortran 77 systems that do not support the Fortran 90 `KIND` notation, and where addresses are 64 bits whereas default `INTEGER`s are 32 bits, these arguments will be of type `INTEGER*8`.

#### 4.1.2 Datatype Constructors

**Contiguous** The simplest datatype constructor is `MPI_TYPE_CONTIGUOUS` which allows replication of a datatype into contiguous locations.

`MPI_TYPE_CONTIGUOUS(count, oldtype, newtype)`

IN	count	replication count (non-negative integer)
IN	oldtype	old datatype (handle)
OUT	newtype	new datatype (handle)

```
int MPI_Type_contiguous(int count, MPI_Datatype oldtype,
                       MPI_Datatype *newtype)
```

```
MPI_TYPE_CONTIGUOUS(COUNT, OLDTYPE, NEWTYPE, IERROR)
INTEGER COUNT, OLDTYPE, NEWTYPE, IERROR
```

```
{MPI::Datatype MPI::Datatype::Create_contiguous(int count) const(binding
depreciated, see Section 15.2) }
```

`newtype` is the datatype obtained by concatenating `count` copies of `oldtype`. Concatenation is defined using *extent* as the size of the concatenated copies.

**Example 4.2** Let `oldtype` have type map  $\{(double, 0), (char, 8)\}$ , with extent 16, and let `count = 3`. The type map of the datatype returned by `newtype` is

$\{(double, 0), (char, 8), (double, 16), (char, 24), (double, 32), (char, 40)\}$ ;

i.e., alternating double and char elements, with displacements 0, 8, 16, 24, 32, 40.

In general, assume that the type map of `oldtype` is

$$\{(type_0, disp_0), \dots, (type_{n-1}, disp_{n-1})\},$$

with extent  $ex$ . Then `newtype` has a type map with `count · n` entries defined by:

$$\{(type_0, disp_0), \dots, (type_{n-1}, disp_{n-1}), (type_0, disp_0 + ex), \dots, (type_{n-1}, disp_{n-1} + ex), \\ \dots, (type_0, disp_0 + ex \cdot (\text{count} - 1)), \dots, (type_{n-1}, disp_{n-1} + ex \cdot (\text{count} - 1))\}.$$

**Vector** The function `MPI_TYPE_VECTOR` is a more general constructor that allows replication of a datatype into locations that consist of equally spaced blocks. Each block is obtained by concatenating the same number of copies of the old datatype. The spacing between blocks is a multiple of the extent of the old datatype.

`MPI_TYPE_VECTOR( count, blocklength, stride, oldtype, newtype)`

IN	<code>count</code>	number of blocks (non-negative integer)
IN	<code>blocklength</code>	number of elements in each block (non-negative integer)
IN	<code>stride</code>	number of elements between start of each block (integer)
IN	<code>oldtype</code>	old datatype (handle)
OUT	<code>newtype</code>	new datatype (handle)

```
int MPI_Type_vector(int count, int blocklength, int stride,
                   MPI_Datatype oldtype, MPI_Datatype *newtype)
```

```
MPI_TYPE_VECTOR(COUNT, BLOCKLENGTH, STRIDE, OLDTYPE, NEWTYPE, IERROR)
INTEGER COUNT, BLOCKLENGTH, STRIDE, OLDTYPE, NEWTYPE, IERROR
```

```
{MPI::Datatype MPI::Datatype::Create_vector(int count, int blocklength,
                                             int stride) const(binding deprecated, see Section 15.2) }
```

**Example 4.3** Assume, again, that `oldtype` has type map  $\{(double, 0), (char, 8)\}$ , with extent 16. A call to `MPI_TYPE_VECTOR( 2, 3, 4, oldtype, newtype)` will create the datatype with type map,

$$\{(double, 0), (char, 8), (double, 16), (char, 24), (double, 32), (char, 40), \\ (double, 64), (char, 72), (double, 80), (char, 88), (double, 96), (char, 104)\}.$$

That is, two blocks with three copies each of the old type, with a stride of 4 elements (4 · 16 bytes) between the blocks.

**Example 4.4** A call to `MPI_TYPE_VECTOR(3, 1, -2, oldtype, newtype)` will create the datatype,

$$\{(\text{double}, 0), (\text{char}, 8), (\text{double}, -32), (\text{char}, -24), (\text{double}, -64), (\text{char}, -56)\}.$$

In general, assume that `oldtype` has type map,

$$\{(type_0, disp_0), \dots, (type_{n-1}, disp_{n-1})\},$$

with extent  $ex$ . Let `bl` be the blocklength. The newly created datatype has a type map with `count · bl · n` entries:

$$\begin{aligned} &\{(type_0, disp_0), \dots, (type_{n-1}, disp_{n-1}), \\ &(type_0, disp_0 + ex), \dots, (type_{n-1}, disp_{n-1} + ex), \dots, \\ &(type_0, disp_0 + (bl - 1) \cdot ex), \dots, (type_{n-1}, disp_{n-1} + (bl - 1) \cdot ex), \\ &(type_0, disp_0 + stride \cdot ex), \dots, (type_{n-1}, disp_{n-1} + stride \cdot ex), \dots, \\ &(type_0, disp_0 + (stride + bl - 1) \cdot ex), \dots, (type_{n-1}, disp_{n-1} + (stride + bl - 1) \cdot ex), \dots, \\ &(type_0, disp_0 + stride \cdot (count - 1) \cdot ex), \dots, \\ &(type_{n-1}, disp_{n-1} + stride \cdot (count - 1) \cdot ex), \dots, \\ &(type_0, disp_0 + (stride \cdot (count - 1) + bl - 1) \cdot ex), \dots, \\ &(type_{n-1}, disp_{n-1} + (stride \cdot (count - 1) + bl - 1) \cdot ex)\}. \end{aligned}$$

A call to `MPI_TYPE_CONTIGUOUS(count, oldtype, newtype)` is equivalent to a call to `MPI_TYPE_VECTOR(count, 1, 1, oldtype, newtype)`, or to a call to `MPI_TYPE_VECTOR(1, count, n, oldtype, newtype)`,  $n$  arbitrary.

**Hvector** The function `MPI_TYPE_CREATE_HVECTOR` is identical to `MPI_TYPE_VECTOR`, except that `stride` is given in bytes, rather than in elements. The use for both types of vector constructors is illustrated in Section 4.1.14. (**H** stands for “heterogeneous”).

`MPI_TYPE_CREATE_HVECTOR( count, blocklength, stride, oldtype, newtype)`

IN	count	number of blocks (non-negative integer)
IN	blocklength	number of elements in each block (non-negative integer)
IN	stride	number of bytes between start of each block (integer)
IN	oldtype	old datatype (handle)
OUT	newtype	new datatype (handle)

```

1 int MPI_Type_create_hvector(int count, int blocklength, MPI_Aint stride,
2     MPI_Datatype oldtype, MPI_Datatype *newtype)
3
4 MPI_TYPE_CREATE_HVECTOR(COUNT, BLOCKLENGTH, STRIDE, OLDTYPE, NEWTYPE,
5     IERROR)
6     INTEGER COUNT, BLOCKLENGTH, OLDTYPE, NEWTYPE, IERROR
7     INTEGER(KIND=MPI_ADDRESS_KIND) STRIDE
8
9 {MPI::Datatype MPI::Datatype::Create_hvector(int count, int blocklength,
10     MPI::Aint stride) const(binding deprecated, see Section 15.2) }

```

This function replaces MPI\_TYPE\_HVECTOR, whose use is deprecated. See also Chapter 15.

Assume that `oldtype` has type map,

$$\{(type_0, disp_0), \dots, (type_{n-1}, disp_{n-1})\},$$

with extent  $ex$ . Let  $bl$  be the blocklength. The newly created datatype has a type map with  $count \cdot bl \cdot n$  entries:

$$\begin{aligned}
& \{(type_0, disp_0), \dots, (type_{n-1}, disp_{n-1}), \\
& (type_0, disp_0 + ex), \dots, (type_{n-1}, disp_{n-1} + ex), \dots, \\
& (type_0, disp_0 + (bl - 1) \cdot ex), \dots, (type_{n-1}, disp_{n-1} + (bl - 1) \cdot ex), \\
& (type_0, disp_0 + stride), \dots, (type_{n-1}, disp_{n-1} + stride), \dots, \\
& (type_0, disp_0 + stride + (bl - 1) \cdot ex), \dots, \\
& (type_{n-1}, disp_{n-1} + stride + (bl - 1) \cdot ex), \dots, \\
& (type_0, disp_0 + stride \cdot (count - 1)), \dots, (type_{n-1}, disp_{n-1} + stride \cdot (count - 1)), \dots, \\
& (type_0, disp_0 + stride \cdot (count - 1) + (bl - 1) \cdot ex), \dots, \\
& (type_{n-1}, disp_{n-1} + stride \cdot (count - 1) + (bl - 1) \cdot ex)\}.
\end{aligned}$$

**Indexed** The function MPI\_TYPE\_INDEXED allows replication of an old datatype into a sequence of blocks (each block is a concatenation of the old datatype), where each block can contain a different number of copies and have a different displacement. All block displacements are multiples of the old type extent.



```

MPI_TYPE_INDEXED( count, array_of_blocklengths, array_of_displacements, oldtype, new-
    type)
    IN      count          number of blocks – also number of entries in
                        array_of_displacements and array_of_blocklengths (non-
                        negative integer)
    IN      array_of_blocklengths  number of elements per block (array of non-negative
                        integers)
    IN      array_of_displacements displacement for each block, in multiples of oldtype
                        extent (array of integer)
    IN      oldtype          old datatype (handle)
    OUT     newtype          new datatype (handle)

int MPI_Type_indexed(int count, int *array_of_blocklengths,
    int *array_of_displacements, MPI_Datatype oldtype,
    MPI_Datatype *newtype)

MPI_TYPE_INDEXED(COUNT, ARRAY_OF_BLOCKLENGTHS, ARRAY_OF_DISPLACEMENTS,
    OLDTYPE, NEWTYPE, IERROR)
    INTEGER COUNT, ARRAY_OF_BLOCKLENGTHS(*), ARRAY_OF_DISPLACEMENTS(*),
    OLDTYPE, NEWTYPE, IERROR

{MPI::Datatype MPI::Datatype::Create_indexed(int count,
    const int array_of_blocklengths[],
    const int array_of_displacements[]) const(binding deprecated, see
    Section 15.2) }

```

**Example 4.5**

Let `oldtype` have type map  $\{(double, 0), (char, 8)\}$ , with extent 16. Let  $B = (3, 1)$  and let  $D = (4, 0)$ . A call to `MPI_TYPE_INDEXED(2, B, D, oldtype, newtype)` returns a datatype with type map,

$$\{(double, 64), (char, 72), (double, 80), (char, 88), (double, 96), (char, 104), \\ (double, 0), (char, 8)\}.$$

That is, three copies of the old type starting at displacement 64, and one copy starting at displacement 0.

In general, assume that `oldtype` has type map,

$$\{(type_0, disp_0), \dots, (type_{n-1}, disp_{n-1})\},$$

with extent  $ex$ . Let  $B$  be the `array_of_blocklength` argument and  $D$  be the `array_of_displacements` argument. The newly created datatype has  $n \cdot \sum_{i=0}^{\text{count}-1} B[i]$  entries:

$$\{(type_0, disp_0 + D[0] \cdot ex), \dots, (type_{n-1}, disp_{n-1} + D[0] \cdot ex), \dots, \\ (type_0, disp_0 + (D[0] + B[0] - 1) \cdot ex), \dots, (type_{n-1}, disp_{n-1} + (D[0] + B[0] - 1) \cdot ex), \dots,$$

1  $(type_0, disp_0 + D[count-1] \cdot ex), \dots, (type_{n-1}, disp_{n-1} + D[count-1] \cdot ex), \dots,$

2  
3  $(type_0, disp_0 + (D[count-1] + B[count-1] - 1) \cdot ex), \dots,$

4  
5  $(type_{n-1}, disp_{n-1} + (D[count-1] + B[count-1] - 1) \cdot ex)\}.$

6  
7  
8 A call to `MPI_TYPE_VECTOR(count, blocklength, stride, oldtype, newtype)` is equivalent  
9 to a call to `MPI_TYPE_INDEXED(count, B, D, oldtype, newtype)` where

10  
11  $D[j] = j \cdot \text{stride}, j = 0, \dots, \text{count} - 1,$

12 and

13  
14  $B[j] = \text{blocklength}, j = 0, \dots, \text{count} - 1.$

15  
16 **Hindexed** The function `MPI_TYPE_CREATE_HINDEXED` is identical to  
17 `MPI_TYPE_INDEXED`, except that block displacements in `array_of_displacements` are spec-  
18 ified in bytes, rather than in multiples of the `oldtype` extent.

19  
20  
21 `MPI_TYPE_CREATE_HINDEXED( count, array_of_blocklengths, array_of_displacements, old-`  
22 `type, newtype)`

23	IN	count	number of blocks — also number of entries in
24			<code>array_of_displacements</code> and <code>array_of_blocklengths</code> (non-
25			negative integer)
26			
27	IN	array_of_blocklengths	number of elements in each block (array of non-negative
28			integers)
29	IN	array_of_displacements	byte displacement of each block (array of integer)
30	IN	oldtype	old datatype (handle)
31			
32	OUT	newtype	new datatype (handle)

33  
34 `int MPI_Type_create_hindexed(int count, int array_of_blocklengths[],`  
35 `MPI_Aint array_of_displacements[], MPI_Datatype oldtype,`  
36 `MPI_Datatype *newtype)`

37 `MPI_TYPE_CREATE_HINDEXED(COUNT, ARRAY_OF_BLOCKLENGTHS,`  
38 `ARRAY_OF_DISPLACEMENTS, OLDTYPE, NEWTYPE, IERROR)`  
39 `INTEGER COUNT, ARRAY_OF_BLOCKLENGTHS(*), OLDTYPE, NEWTYPE, IERROR`  
40 `INTEGER(KIND=MPI_ADDRESS_KIND) ARRAY_OF_DISPLACEMENTS(*)`

41  
42 `{MPI::Datatype MPI::Datatype::Create_hindexed(int count,`  
43 `const int array_of_blocklengths[],`  
44 `const MPI::Aint array_of_displacements[]) const` (*binding*  
45 *deprecated, see Section 15.2*) `}`

46  
47 This function replaces `MPI_TYPE_HINDEXED`, whose use is deprecated. See also Chap-  
48 ter 15.

Assume that `oldtype` has type map,

$$\{(type_0, disp_0), \dots, (type_{n-1}, disp_{n-1})\},$$

with extent  $ex$ . Let `B` be the `array_of_blocklength` argument and `D` be the `array_of_displacements` argument. The newly created datatype has a type map with  $n \cdot \sum_{i=0}^{\text{count}-1} B[i]$  entries:

$$\begin{aligned} &\{(type_0, disp_0 + D[0]), \dots, (type_{n-1}, disp_{n-1} + D[0]), \dots, \\ &(type_0, disp_0 + D[0] + (B[0] - 1) \cdot ex), \dots, \\ &(type_{n-1}, disp_{n-1} + D[0] + (B[0] - 1) \cdot ex), \dots, \\ &(type_0, disp_0 + D[\text{count}-1]), \dots, (type_{n-1}, disp_{n-1} + D[\text{count}-1]), \dots, \\ &(type_0, disp_0 + D[\text{count}-1] + (B[\text{count}-1] - 1) \cdot ex), \dots, \\ &(type_{n-1}, disp_{n-1} + D[\text{count}-1] + (B[\text{count}-1] - 1) \cdot ex)\}. \end{aligned}$$

`Indexed_block` This function is the same as `MPI_TYPE_INDEXED` except that the block-length is the same for all blocks. There are many codes using indirect addressing arising from unstructured grids where the blocksize is always 1 (gather/scatter). The following convenience function allows for constant blocksize and arbitrary displacements.

`MPI_TYPE_CREATE_INDEXED_BLOCK(count, blocklength, array_of_displacements, oldtype, newtype)`

IN	count	length of array of displacements (non-negative integer)
IN	blocklength	size of block (non-negative integer)
IN	array_of_displacements	array of displacements (array of integer)
IN	oldtype	old datatype (handle)
OUT	newtype	new datatype (handle)

```
int MPI_Type_create_indexed_block(int count, int blocklength,
    int array_of_displacements[], MPI_Datatype oldtype,
    MPI_Datatype *newtype)
```

```
MPI_TYPE_CREATE_INDEXED_BLOCK(COUNT, BLOCKLENGTH, ARRAY_OF_DISPLACEMENTS,
    OLDTYPE, NEWTYPE, IERROR)
INTEGER COUNT, BLOCKLENGTH, ARRAY_OF_DISPLACEMENTS(*), OLDTYPE,
NEWTYPE, IERROR
```

```
{MPI::Datatype MPI::Datatype::Create_indexed_block(int count,
    int blocklength,
    const int array_of_displacements[]) const (binding deprecated, see
    Section 15.2) }
```

1 Struct `MPI_TYPE_STRUCT` is the most general type constructor. It further generalizes  
 2 `MPI_TYPE_CREATE_HINDEXED` in that it allows each block to consist of replications of  
 3 different datatypes.

4  
 5  
 6 `MPI_TYPE_CREATE_STRUCT(count, array_of_blocklengths, array_of_displacements,`  
 7 `array_of_types, newtype)`

8	IN	count	number of blocks (non-negative integer) — also num-
9			ber of entries in arrays <code>array_of_types</code> ,
10			<code>array_of_displacements</code> and <code>array_of_blocklengths</code>
11	IN	array_of_blocklength	number of elements in each block (array of non-negative
12			integer)
13	IN	array_of_displacements	byte displacement of each block (array of integer)
14	IN	array_of_types	type of elements in each block (array of handles to
15			datatype objects)
16	OUT	newtype	new datatype (handle)
17			
18			

19  
 20 `int MPI_Type_create_struct(int count, int array_of_blocklengths[],`  
 21 `MPI_Aint array_of_displacements[],`  
 22 `MPI_Datatype array_of_types[], MPI_Datatype *newtype)`

23 `MPI_TYPE_CREATE_STRUCT(COUNT, ARRAY_OF_BLOCKLENGTHS,`  
 24 `ARRAY_OF_DISPLACEMENTS, ARRAY_OF_TYPES, NEWTYPE, IERROR)`  
 25 `INTEGER COUNT, ARRAY_OF_BLOCKLENGTHS(*), ARRAY_OF_TYPES(*), NEWTYPE,`  
 26 `IERROR`  
 27 `INTEGER(KIND=MPI_ADDRESS_KIND) ARRAY_OF_DISPLACEMENTS(*)`

28  
 29 `{static MPI::Datatype MPI::Datatype::Create_struct(int count,`  
 30 `const int array_of_blocklengths[], const MPI::Aint`  
 31 `array_of_displacements[],`  
 32 `const MPI::Datatype array_of_types[]) (binding deprecated, see`  
 33 `Section 15.2) }`

34 This function replaces `MPI_TYPE_STRUCT`, whose use is deprecated. See also Chap-  
 35 ter 15.

36  
 37 **Example 4.6** Let `type1` have type map,

38  
 39 `{(double, 0), (char, 8)},`

40 with extent 16. Let `B = (2, 1, 3)`, `D = (0, 16, 26)`, and `T = (MPI_FLOAT, type1, MPI_CHAR)`.  
 41 Then a call to `MPI_TYPE_STRUCT(3, B, D, T, newtype)` returns a datatype with type map,

42  
 43 `{(float, 0), (float, 4), (double, 16), (char, 24), (char, 26), (char, 27), (char, 28)}.`

44 That is, two copies of `MPI_FLOAT` starting at 0, followed by one copy of `type1` starting at  
 45 16, followed by three copies of `MPI_CHAR`, starting at 26. (We assume that a float occupies  
 46 four bytes.)

In general, let  $T$  be the `array_of_types` argument, where  $T[i]$  is a handle to,

$$typemap_i = \{(type_0^i, disp_0^i), \dots, (type_{n_i-1}^i, disp_{n_i-1}^i)\},$$

with extent  $ex_i$ . Let  $B$  be the `array_of_blocklength` argument and  $D$  be the `array_of_displacements` argument. Let  $c$  be the count argument. Then the newly created datatype has a type map with  $\sum_{i=0}^{c-1} B[i] \cdot n_i$  entries:

$$\begin{aligned} &\{(type_0^0, disp_0^0 + D[0]), \dots, (type_{n_0}^0, disp_{n_0}^0 + D[0]), \dots, \\ &(type_0^0, disp_0^0 + D[0] + (B[0] - 1) \cdot ex_0), \dots, (type_{n_0}^0, disp_{n_0}^0 + D[0] + (B[0]-1) \cdot ex_0), \dots, \\ &(type_0^{c-1}, disp_0^{c-1} + D[c-1]), \dots, (type_{n_{c-1}-1}^{c-1}, disp_{n_{c-1}-1}^{c-1} + D[c-1]), \dots, \\ &(type_0^{c-1}, disp_0^{c-1} + D[c-1] + (B[c-1] - 1) \cdot ex_{c-1}), \dots, \\ &(type_{n_{c-1}-1}^{c-1}, disp_{n_{c-1}-1}^{c-1} + D[c-1] + (B[c-1]-1) \cdot ex_{c-1})\}. \end{aligned}$$

A call to `MPI_TYPE_CREATE_HINDEXED(count, B, D, oldtype, newtype)` is equivalent to a call to `MPI_TYPE_CREATE_STRUCT(count, B, D, T, newtype)`, where each entry of  $T$  is equal to `oldtype`.

### 4.1.3 Subarray Datatype Constructor

`MPI_TYPE_CREATE_SUBARRAY(ndims, array_of_sizes, array_of_subsizes, array_of_starts, order, oldtype, newtype)`

IN	<code>ndims</code>	number of array dimensions (positive integer)
IN	<code>array_of_sizes</code>	number of elements of type <code>oldtype</code> in each dimension of the full array (array of positive integers)
IN	<code>array_of_subsizes</code>	number of elements of type <code>oldtype</code> in each dimension of the subarray (array of positive integers)
IN	<code>array_of_starts</code>	starting coordinates of the subarray in each dimension (array of non-negative integers)
IN	<code>order</code>	array storage order flag (state)
IN	<code>oldtype</code>	array element datatype (handle)
OUT	<code>newtype</code>	new datatype (handle)

```
int MPI_Type_create_subarray(int ndims, int array_of_sizes[],
                             int array_of_subsizes[], int array_of_starts[], int order,
                             MPI_Datatype oldtype, MPI_Datatype *newtype)
```

```
MPI_TYPE_CREATE_SUBARRAY(NDIMS, ARRAY_OF_SIZES, ARRAY_OF_SUBSIZES,
                          ARRAY_OF_STARTS, ORDER, OLDDTYPE, NEWTYPE, IERROR)
INTEGER NDIMS, ARRAY_OF_SIZES(*), ARRAY_OF_SUBSIZES(*),
ARRAY_OF_STARTS(*), ORDER, OLDDTYPE, NEWTYPE, IERROR
```

```

1 {MPI::Datatype MPI::Datatype::Create_subarray(int ndims,
2         const int array_of_sizes[], const int array_of_subsizes[],
3         const int array_of_starts[], int order) const(binding deprecated,
4         see Section 15.2) }
```

The subarray type constructor creates an MPI datatype describing an  $n$ -dimensional subarray of an  $n$ -dimensional array. The subarray may be situated anywhere within the full array, and may be of any nonzero size up to the size of the larger array as long as it is confined within this array. This type constructor facilitates creating filetypes to access arrays distributed in blocks among processes to a single file that contains the global array, see MPI I/O, especially Section 13.1.1 on page 417.

This type constructor can handle arrays with an arbitrary number of dimensions and works for both C and Fortran ordered matrices (i.e., row-major or column-major). Note that a C program may use Fortran order and a Fortran program may use C order.

The `ndims` parameter specifies the number of dimensions in the full data array and gives the number of elements in `array_of_sizes`, `array_of_subsizes`, and `array_of_starts`.

The number of elements of type `oldtype` in each dimension of the  $n$ -dimensional array and the requested subarray are specified by `array_of_sizes` and `array_of_subsizes`, respectively. For any dimension  $i$ , it is erroneous to specify `array_of_subsizes[i] < 1` or `array_of_subsizes[i] > array_of_sizes[i]`.

The `array_of_starts` contains the starting coordinates of each dimension of the subarray. Arrays are assumed to be indexed starting from zero. For any dimension  $i$ , it is erroneous to specify `array_of_starts[i] < 0` or `array_of_starts[i] > (array_of_sizes[i] - array_of_subsizes[i])`.

*Advice to users.* In a Fortran program with arrays indexed starting from 1, if the starting coordinate of a particular dimension of the subarray is  $n$ , then the entry in `array_of_starts` for that dimension is  $n-1$ . (*End of advice to users.*)

The `order` argument specifies the storage order for the subarray as well as the full array. It must be set to one of the following:

**MPI\_ORDER\_C** The ordering used by C arrays, (i.e., row-major order)

**MPI\_ORDER\_FORTRAN** The ordering used by Fortran arrays, (i.e., column-major order)

An  $ndims$ -dimensional subarray (`newtype`) with no extra padding can be defined by the function `Subarray()` as follows:

```

37 newtype = Subarray(ndims, {size0, size1, ..., sizendims-1},
38                 {subsize0, subsize1, ..., subsizendims-1},
39                 {start0, start1, ..., startndims-1}, oldtype)
```

Let the `typemap` of `oldtype` have the form:

```

43 {(type0, disp0), (type1, disp1), ..., (typen-1, dispn-1)}
```

where `type $i$`  is a predefined MPI datatype, and let `ex` be the extent of `oldtype`. Then we define the `Subarray()` function recursively using the following three equations. Equation 4.2 defines the base step. Equation 4.3 defines the recursion step when `order = MPI_ORDER_FORTRAN`, and Equation 4.4 defines the recursion step when `order = MPI_ORDER_C`.

$$\begin{aligned}
& \text{Subarray}(1, \{size_0\}, \{subsize_0\}, \{start_0\}, \\
& \quad \{(type_0, disp_0), (type_1, disp_1), \dots, (type_{n-1}, disp_{n-1})\}) \\
= & \{(\text{MPI\_LB}, 0), \\
& (type_0, disp_0 + start_0 \times ex), \dots, (type_{n-1}, disp_{n-1} + start_0 \times ex), \\
& (type_0, disp_0 + (start_0 + 1) \times ex), \dots, (type_{n-1}, \\
& \quad disp_{n-1} + (start_0 + 1) \times ex), \dots \\
& (type_0, disp_0 + (start_0 + subsize_0 - 1) \times ex), \dots, \\
& \quad (type_{n-1}, disp_{n-1} + (start_0 + subsize_0 - 1) \times ex), \\
& (\text{MPI\_UB}, size_0 \times ex)\}
\end{aligned} \tag{4.2}$$

$$\begin{aligned}
& \text{Subarray}(ndims, \{size_0, size_1, \dots, size_{ndims-1}\}, \\
& \quad \{subsize_0, subsize_1, \dots, subsize_{ndims-1}\}, \\
& \quad \{start_0, start_1, \dots, start_{ndims-1}\}, \text{oldtype}) \\
= & \text{Subarray}(ndims - 1, \{size_1, size_2, \dots, size_{ndims-1}\}, \\
& \quad \{subsize_1, subsize_2, \dots, subsize_{ndims-1}\}, \\
& \quad \{start_1, start_2, \dots, start_{ndims-1}\}, \\
& \quad \text{Subarray}(1, \{size_0\}, \{subsize_0\}, \{start_0\}, \text{oldtype}))
\end{aligned} \tag{4.3}$$

$$\begin{aligned}
& \text{Subarray}(ndims, \{size_0, size_1, \dots, size_{ndims-1}\}, \\
& \quad \{subsize_0, subsize_1, \dots, subsize_{ndims-1}\}, \\
& \quad \{start_0, start_1, \dots, start_{ndims-1}\}, \text{oldtype}) \\
= & \text{Subarray}(ndims - 1, \{size_0, size_1, \dots, size_{ndims-2}\}, \\
& \quad \{subsize_0, subsize_1, \dots, subsize_{ndims-2}\}, \\
& \quad \{start_0, start_1, \dots, start_{ndims-2}\}, \\
& \quad \text{Subarray}(1, \{size_{ndims-1}\}, \{subsize_{ndims-1}\}, \{start_{ndims-1}\}, \text{oldtype}))
\end{aligned} \tag{4.4}$$

For an example use of `MPI_TYPE_CREATE_SUBARRAY` in the context of I/O see Section 13.9.2.

#### 4.1.4 Distributed Array Datatype Constructor

The distributed array type constructor supports HPF-like [34] data distributions. However, unlike in HPF, the storage order may be specified for C arrays as well as for Fortran arrays.

*Advice to users.* One can create an HPF-like file view using this type constructor as follows. Complementary filetypes are created by having every process of a group call this constructor with identical arguments (with the exception of `rank` which should be set appropriately). These filetypes (along with identical `disp` and `etype`) are then used to define the view (via `MPI_FILE_SET_VIEW`), see MPI I/O, especially Section 13.1.1 on page 417 and Section 13.3 on page 429. Using this view, a collective data access operation (with identical offsets) will yield an HPF-like distribution pattern. (*End of advice to users.*)

```

1 MPI_TYPE_CREATE_DARRAY(size, rank, ndims, array_of_gsizes, array_of_distrib,
2     array_of_dargs, array_of_psizes, order, oldtype, newtype)
3
4     IN     size                size of process group (positive integer)
5
6     IN     rank                rank in process group (non-negative integer)
7
8     IN     ndims               number of array dimensions as well as process grid
9     dimensions (positive integer)
10
11    IN     array_of_gsizes      number of elements of type oldtype in each dimension
12    of global array (array of positive integers)
13
14    IN     array_of_distrib     distribution of array in each dimension (array of state)
15
16    IN     array_of_dargs       distribution argument in each dimension (array of positive
17    integers)
18
19    IN     array_of_psizes      size of process grid in each dimension (array of positive
20    integers)
21
22    IN     order                array storage order flag (state)
23
24    IN     oldtype              old datatype (handle)
25
26    OUT    newtype              new datatype (handle)
27
28
29 int MPI_Type_create_darray(int size, int rank, int ndims,
30     int array_of_gsizes[], int array_of_distrib[], int
31     array_of_dargs[], int array_of_psizes[], int order,
32     MPI_Datatype oldtype, MPI_Datatype *newtype)
33
34 MPI_TYPE_CREATE_DARRAY(SIZE, RANK, NDIMS, ARRAY_OF_GSIZES,
35     ARRAY_OF_DISTRIBS, ARRAY_OF_DARGS, ARRAY_OF_PSIZEs, ORDER,
36     OLDTYPE, NEWTYPE, IERROR)
37
38     INTEGER SIZE, RANK, NDIMS, ARRAY_OF_GSIZES(*), ARRAY_OF_DISTRIBS(*),
39     ARRAY_OF_DARGS(*), ARRAY_OF_PSIZEs(*), ORDER, OLDTYPE, NEWTYPE, IERROR
40
41 {MPI::Datatype MPI::Datatype::Create_darray(int size, int rank, int ndims,
42     const int array_of_gsizes[], const int array_of_distrib[],
43     const int array_of_dargs[], const int array_of_psize_s[],
44     int order) const(binding deprecated, see Section 15.2) }

```

MPI\_TYPE\_CREATE\_DARRAY can be used to generate the datatypes corresponding to the distribution of an `ndims`-dimensional array of `oldtype` elements onto an `ndims`-dimensional grid of logical processes. Unused dimensions of `array_of_psize_s` should be set to 1. (See Example 4.7, page 95.) For a call to MPI\_TYPE\_CREATE\_DARRAY to be correct, the equation  $\prod_{i=0}^{ndims-1} array\_of\_psizes[i] = size$  must be satisfied. The ordering of processes in the process grid is assumed to be row-major, as in the case of virtual Cartesian process topologies .

*Advice to users.* For both Fortran and C arrays, the ordering of processes in the process grid is assumed to be row-major. This is consistent with the ordering used in virtual Cartesian process topologies in MPI. To create such virtual process topologies, or to find the coordinates of a process in the process grid, etc., users may use the corresponding process topology functions, see Chapter 7 on page 271. (*End of advice to users.*)



Each dimension of the array can be distributed in one of three ways:

- MPI\_DISTRIBUTE\_BLOCK - Block distribution
- MPI\_DISTRIBUTE\_CYCLIC - Cyclic distribution
- MPI\_DISTRIBUTE\_NONE - Dimension not distributed.

The constant MPI\_DISTRIBUTE\_DFLT\_DARG specifies a default distribution argument. The distribution argument for a dimension that is not distributed is ignored. For any dimension  $i$  in which the distribution is MPI\_DISTRIBUTE\_BLOCK, it is erroneous to specify  $\text{array\_of\_dargs}[i] * \text{array\_of\_psizes}[i] < \text{array\_of\_gsizes}[i]$ .

For example, the HPF layout `ARRAY(CYCLIC(15))` corresponds to MPI\_DISTRIBUTE\_CYCLIC with a distribution argument of 15, and the HPF layout `ARRAY(BLOCK)` corresponds to MPI\_DISTRIBUTE\_BLOCK with a distribution argument of MPI\_DISTRIBUTE\_DFLT\_DARG.

The order argument is used as in MPI\_TYPE\_CREATE\_SUBARRAY to specify the storage order. Therefore, arrays described by this type constructor may be stored in Fortran (column-major) or C (row-major) order. Valid values for order are MPI\_ORDER\_FORTRAN and MPI\_ORDER\_C.

This routine creates a new MPI datatype with a typemap defined in terms of a function called “cyclic()” (see below).

Without loss of generality, it suffices to define the typemap for the MPI\_DISTRIBUTE\_CYCLIC case where MPI\_DISTRIBUTE\_DFLT\_DARG is not used.

MPI\_DISTRIBUTE\_BLOCK and MPI\_DISTRIBUTE\_NONE can be reduced to the MPI\_DISTRIBUTE\_CYCLIC case for dimension  $i$  as follows.

MPI\_DISTRIBUTE\_BLOCK with  $\text{array\_of\_dargs}[i]$  equal to MPI\_DISTRIBUTE\_DFLT\_DARG is equivalent to MPI\_DISTRIBUTE\_CYCLIC with  $\text{array\_of\_dargs}[i]$  set to

$$(\text{array\_of\_gsizes}[i] + \text{array\_of\_psizes}[i] - 1) / \text{array\_of\_psizes}[i].$$

If  $\text{array\_of\_dargs}[i]$  is not MPI\_DISTRIBUTE\_DFLT\_DARG, then MPI\_DISTRIBUTE\_BLOCK and MPI\_DISTRIBUTE\_CYCLIC are equivalent.

MPI\_DISTRIBUTE\_NONE is equivalent to MPI\_DISTRIBUTE\_CYCLIC with  $\text{array\_of\_dargs}[i]$  set to  $\text{array\_of\_gsizes}[i]$ .

Finally, MPI\_DISTRIBUTE\_CYCLIC with  $\text{array\_of\_dargs}[i]$  equal to MPI\_DISTRIBUTE\_DFLT\_DARG is equivalent to MPI\_DISTRIBUTE\_CYCLIC with  $\text{array\_of\_dargs}[i]$  set to 1.

For MPI\_ORDER\_FORTRAN, an  $\text{ndims}$ -dimensional distributed array (`newtype`) is defined by the following code fragment:

```
oldtype[0] = oldtype;
for ( i = 0; i < ndims; i++ ) {
    oldtype[i+1] = cyclic(array_of_dargs[i],
                        array_of_gsizes[i],
                        r[i],
                        array_of_psizes[i],
                        oldtype[i]);
}
newtype = oldtype[ndims];
```

1 For MPI\_ORDER\_C, the code is:

```

2
3 oldtype[0] = oldtype;
4 for ( i = 0; i < ndims; i++ ) {
5     oldtype[i + 1] = cyclic(array_of_dargs[ndims - i - 1],
6                           array_of_gsizes[ndims - i - 1],
7                           r[ndims - i - 1],
8                           array_of_psize[ndims - i - 1],
9                           oldtype[i]);
10 }
11 newtype = oldtype[ndims];
12
13

```

14 where  $r[i]$  is the position of the process (with rank *rank*) in the process grid at dimension  $i$ .  
15 The values of  $r[i]$  are given by the following code fragment:

```

16     t_rank = rank;
17     t_size = 1;
18     for (i = 0; i < ndims; i++)
19         t_size *= array_of_psize[i];
20     for (i = 0; i < ndims; i++) {
21         t_size = t_size / array_of_psize[i];
22         r[i] = t_rank / t_size;
23         t_rank = t_rank % t_size;
24     }
25

```

26 Let the typemap of oldtype have the form:

```

27     {(type0, disp0), (type1, disp1), ..., (typen-1, dispn-1)}
28

```

29 where  $type_i$  is a predefined MPI datatype, and let  $ex$  be the extent of oldtype.

30 Given the above, the function cyclic() is defined as follows:

```

31 cyclic(darg, gsize, r, psize, oldtype)
32 = {(MPI_LB, 0),
33   (type0, disp0 + r × darg × ex), ...,
34   (typen-1, dispn-1 + r × darg × ex),
35   (type0, disp0 + (r × darg + 1) × ex), ...,
36   (typen-1, dispn-1 + (r × darg + 1) × ex),
37   ...
38   (type0, disp0 + ((r + 1) × darg - 1) × ex), ...,
39   (typen-1, dispn-1 + ((r + 1) × darg - 1) × ex),
40   (type0, disp0 + r × darg × ex + psize × darg × ex), ...,
41   (typen-1, dispn-1 + r × darg × ex + psize × darg × ex),
42   (type0, disp0 + (r × darg + 1) × ex + psize × darg × ex), ...,
43   (typen-1, dispn-1 + (r × darg + 1) × ex + psize × darg × ex),
44
45
46
47
48

```

```

...
(type0, disp0 + ((r + 1) × darg - 1) × ex + psize × darg × ex), ...,
      (typen-1, dispn-1 + ((r + 1) × darg - 1) × ex + psize × darg × ex),
      ⋮
(type0, disp0 + r × darg × ex + psize × darg × ex × (count - 1)), ...,
      (typen-1, dispn-1 + r × darg × ex + psize × darg × ex × (count - 1)),
(type0, disp0 + (r × darg + 1) × ex + psize × darg × ex × (count - 1)), ...,
      (typen-1, dispn-1 + (r × darg + 1) × ex
      + psize × darg × ex × (count - 1)),
...
(type0, disp0 + (r × darg + darglast - 1) × ex
      + psize × darg × ex × (count - 1)), ...,
      (typen-1, dispn-1 + (r × darg + darglast - 1) × ex
      + psize × darg × ex × (count - 1)),
(MPI_UB, gsize * ex)

```

where *count* is defined by this code fragment:

```

nblocks = (gsize + (darg - 1)) / darg;
count = nblocks / psize;
left_over = nblocks - count * psize;
if (r < left_over)
    count = count + 1;

```

Here, *nblocks* is the number of blocks that must be distributed among the processors. Finally, *darglast* is defined by this code fragment:

```

if ((num_in_last_cyclic = gsize % (psize * darg)) == 0)
    darg_last = darg;
else
    darg_last = num_in_last_cyclic - darg * r;
    if (darg_last > darg)
        darg_last = darg;
    if (darg_last <= 0)
        darg_last = darg;

```

**Example 4.7** Consider generating the filetypes corresponding to the HPF distribution:

```

<oldtype> FILEARRAY(100, 200, 300)
!HPF$ PROCESSORS PROCESSES(2, 3)
!HPF$ DISTRIBUTE FILEARRAY(CYCLIC(10), *, BLOCK) ONTO PROCESSES

```

This can be achieved by the following Fortran code, assuming there will be six processes attached to the run:

```

1     ndims = 3
2     array_of_gsizes(1) = 100
3     array_of_distribs(1) = MPI_DISTRIBUTE_CYCLIC
4     array_of_dargs(1) = 10
5     array_of_gsizes(2) = 200
6     array_of_distribs(2) = MPI_DISTRIBUTE_NONE
7     array_of_dargs(2) = 0
8     array_of_gsizes(3) = 300
9     array_of_distribs(3) = MPI_DISTRIBUTE_BLOCK
10    array_of_dargs(3) = MPI_DISTRIBUTE_DFLT_DARG
11    array_of_psizes(1) = 2
12    array_of_psizes(2) = 1
13    array_of_psizes(3) = 3
14    call MPI_COMM_SIZE(MPI_COMM_WORLD, size, ierr)
15    call MPI_COMM_RANK(MPI_COMM_WORLD, rank, ierr)
16    call MPI_TYPE_CREATE_DARRAY(size, rank, ndims, array_of_gsizes, &
17        array_of_distribs, array_of_dargs, array_of_psizes,      &
18        MPI_ORDER_FORTRAN, oldtype, newtype, ierr)
19

```

#### 4.1.5 Address and Size Functions

The displacements in a general datatype are relative to some initial buffer address. **Absolute addresses** can be substituted for these displacements: we treat them as displacements relative to “address zero,” the start of the address space. This initial address zero is indicated by the constant `MPI_BOTTOM`. Thus, a datatype can specify the absolute address of the entries in the communication buffer, in which case the `buf` argument is passed the value `MPI_BOTTOM`.

The address of a location in memory can be found by invoking the function `MPI_GET_ADDRESS`.

```

31 MPI_GET_ADDRESS(location, address)

```

32	IN	location	location in caller memory (choice)
34	OUT	address	address of location (integer)

```

36 int MPI_Get_address(void *location, MPI_Aint *address)

```

```

38 MPI_GET_ADDRESS(LOCATION, ADDRESS, IERROR)
39     <type> LOCATION(*)
40     INTEGER IERROR
41     INTEGER(KIND=MPI_ADDRESS_KIND) ADDRESS

```

```

42 {MPI::Aint MPI::Get_address(void* location) (binding deprecated, see Section 15.2)
43     }
44

```

This function replaces `MPI_ADDRESS`, whose use is deprecated. See also Chapter 15. Returns the (byte) address of `location`.

*Advice to users.* Current Fortran MPI codes will run unmodified, and will port

to any system. However, they may fail if addresses larger than  $2^{32} - 1$  are used in the program. New codes should be written so that they use the new functions. This provides compatibility with C/C++ and avoids errors on 64 bit architectures. However, such newly written codes may need to be (slightly) rewritten to port to old Fortran 77 environments that do not support KIND declarations. (*End of advice to users.*)

**Example 4.8** Using MPI\_GET\_ADDRESS for an array.

```

REAL A(100,100)
INTEGER(KIND=MPI_ADDRESS_KIND) I1, I2, DIFF
CALL MPI_GET_ADDRESS(A(1,1), I1, IERROR)
CALL MPI_GET_ADDRESS(A(10,10), I2, IERROR)
DIFF = I2 - I1
! The value of DIFF is 909*sizeofreal; the values of I1 and I2 are
! implementation dependent.
```

*Advice to users.* C users may be tempted to avoid the usage of MPI\_GET\_ADDRESS and rely on the availability of the address operator &. Note, however, that & *cast-expression* is a pointer, not an address. ISO C does not require that the value of a pointer (or the pointer cast to int) be the absolute address of the object pointed at — although this is commonly the case. Furthermore, referencing may not have a unique definition on machines with a segmented address space. The use of MPI\_GET\_ADDRESS to “reference” C variables guarantees portability to such machines as well. (*End of advice to users.*)

*Advice to users.* To prevent problems with the argument copying and register optimization done by Fortran compilers, please note the hints in subsections “Problems Due to Data Copying and Sequence Association,” and “A Problem with Register Optimization” in Section 16.2.2 on pages 510 and 513. (*End of advice to users.*)

The following auxiliary function provides useful information on derived datatypes.

```

MPI_TYPE_SIZE(datatype, size)
    IN      datatype          datatype (handle)
    OUT     size              datatype size (integer)

int MPI_Type_size(MPI_Datatype datatype, int *size)
MPI_TYPE_SIZE(DATATYPE, SIZE, IERROR)
    INTEGER DATATYPE, SIZE, IERROR
{int MPI::Datatype::Get_size() const(binding deprecated, see Section 15.2) }
```

MPI\_TYPE\_SIZE returns the total size, in bytes, of the entries in the type signature associated with datatype; i.e., the total size of the data in a message that would be created with this datatype. Entries that occur multiple times in the datatype are counted with their multiplicity.

### 4.1.6 Lower-Bound and Upper-Bound Markers

It is often convenient to define explicitly the lower bound and upper bound of a type map, and override the definition given on page 98. This allows one to define a datatype that has “holes” at its beginning or its end, or a datatype with entries that extend above the upper bound or below the lower bound. Examples of such usage are provided in Section 4.1.14. Also, the user may want to override the alignment rules that are used to compute upper bounds and extents. E.g., a C compiler may allow the user to override default alignment rules for some of the structures within a program. The user has to specify explicitly the bounds of the datatypes that match these structures.

To achieve this, we add two additional “pseudo-datatypes,” `MPI_LB` and `MPI_UB`, that can be used, respectively, to mark the lower bound or the upper bound of a datatype. These pseudo-datatypes occupy no space ( $extent(MPI\_LB) = extent(MPI\_UB) = 0$ ). They do not affect the size or count of a datatype, and do not affect the content of a message created with this datatype. However, they do affect the definition of the extent of a datatype and, therefore, affect the outcome of a replication of this datatype by a datatype constructor.

**Example 4.9** Let  $D = (-3, 0, 6)$ ;  $T = (MPI\_LB, MPI\_INT, MPI\_UB)$ , and  $B = (1, 1, 1)$ . Then a call to `MPI_TYPE_STRUCT(3, B, D, T, type1)` creates a new datatype that has an extent of 9 (from -3 to 5, 5 included), and contains an integer at displacement 0. This is the datatype defined by the sequence  $\{(lb, -3), (int, 0), (ub, 6)\}$ . If this type is replicated twice by a call to `MPI_TYPE_CONTIGUOUS(2, type1, type2)` then the newly created type can be described by the sequence  $\{(lb, -3), (int, 0), (int, 9), (ub, 15)\}$ . (An entry of type `ub` can be deleted if there is another entry of type `ub` with a higher displacement; an entry of type `lb` can be deleted if there is another entry of type `lb` with a lower displacement.)

In general, if

$$Typemap = \{(type_0, disp_0), \dots, (type_{n-1}, disp_{n-1})\},$$

then the **lower bound** of *Typemap* is defined to be

$$lb(Typemap) = \begin{cases} \min_j disp_j & \text{if no entry has basic type lb} \\ \min_j \{disp_j \text{ such that } type_j = lb\} & \text{otherwise} \end{cases}$$

Similarly, the **upper bound** of *Typemap* is defined to be

$$ub(Typemap) = \begin{cases} \max_j disp_j + sizeof(type_j) + \epsilon & \text{if no entry has basic type ub} \\ \max_j \{disp_j \text{ such that } type_j = ub\} & \text{otherwise} \end{cases}$$

Then

$$extent(Typemap) = ub(Typemap) - lb(Typemap)$$

If  $type_i$  requires alignment to a byte address that is a multiple of  $k_i$ , then  $\epsilon$  is the least non-negative increment needed to round  $extent(Typemap)$  to the next multiple of  $\max_i k_i$ .

The formal definitions given for the various datatype constructors apply now, with the amended definition of **extent**.

## 4.1.7 Extent and Bounds of Datatypes

The following function replaces the three functions `MPI_TYPE_UB`, `MPI_TYPE_LB` and `MPI_TYPE_EXTENT`. It also returns address sized integers, in the Fortran binding. The use of `MPI_TYPE_UB`, `MPI_TYPE_LB` and `MPI_TYPE_EXTENT` is deprecated.

```
MPI_TYPE_GET_EXTENT(datatype, lb, extent)
```

IN	datatype	datatype to get information on (handle)
OUT	lb	lower bound of datatype (integer)
OUT	extent	extent of datatype (integer)

```
int MPI_Type_get_extent(MPI_Datatype datatype, MPI_Aint *lb,
                       MPI_Aint *extent)
```

```
MPI_TYPE_GET_EXTENT(DATATYPE, LB, EXTENT, IERROR)
  INTEGER DATATYPE, IERROR
  INTEGER(KIND = MPI_ADDRESS_KIND) LB, EXTENT
```

```
{void MPI::Datatype::Get_extent(MPI::Aint& lb, MPI::Aint& extent)
  const(binding deprecated, see Section 15.2) }
```

Returns the lower bound and the extent of datatype (as defined in Section 4.1.6 on page 98).

MPI allows one to change the extent of a datatype, using lower bound and upper bound markers (`MPI_LB` and `MPI_UB`). This is useful, as it allows to control the stride of successive datatypes that are replicated by datatype constructors, or are replicated by the count argument in a send or receive call. However, the current mechanism for achieving it is painful; also it is restrictive. `MPI_LB` and `MPI_UB` are “sticky”: once present in a datatype, they cannot be overridden (e.g., the upper bound can be moved up, by adding a new `MPI_UB` marker, but cannot be moved down below an existing `MPI_UB` marker). A new type constructor is provided to facilitate these changes. The use of `MPI_LB` and `MPI_UB` is deprecated.

```
MPI_TYPE_CREATE_RESIZED(oldtype, lb, extent, newtype)
```

IN	oldtype	input datatype (handle)
IN	lb	new lower bound of datatype (integer)
IN	extent	new extent of datatype (integer)
OUT	newtype	output datatype (handle)

```
int MPI_Type_create_resized(MPI_Datatype oldtype, MPI_Aint lb, MPI_Aint
                           extent, MPI_Datatype *newtype)
```

```
MPI_TYPE_CREATE_RESIZED(OLDTYPE, LB, EXTENT, NEWTYPE, IERROR)
  INTEGER OLDTYPE, NEWTYPE, IERROR
  INTEGER(KIND=MPI_ADDRESS_KIND) LB, EXTENT
```

```

1 {MPI::Datatype MPI::Datatype::Create_resized(const MPI::Aint lb,
2         const MPI::Aint extent) const(binding deprecated, see Section 15.2) }
3

```

Returns in `newtype` a handle to a new datatype that is identical to `oldtype`, except that the lower bound of this new datatype is set to be `lb`, and its upper bound is set to be `lb + extent`. Any previous `lb` and `ub` markers are erased, and a new pair of lower bound and upper bound markers are put in the positions indicated by the `lb` and `extent` arguments. This affects the behavior of the datatype when used in communication operations, with `count > 1`, and when used in the construction of new derived datatypes.

*Advice to users.* It is strongly recommended that users use these two new functions, rather than the old MPI-1 functions to set and access lower bound, upper bound and extent of datatypes. (*End of advice to users.*)

#### 4.1.8 True Extent of Datatypes

Suppose we implement gather (see also Section 5.5 on page 141) as a spanning tree implemented on top of point-to-point routines. Since the receive buffer is only valid on the root process, one will need to allocate some temporary space for receiving data on intermediate nodes. However, the datatype extent cannot be used as an estimate of the amount of space that needs to be allocated, if the user has modified the extent using the `MPI_UB` and `MPI_LB` values. A function is provided which returns the true extent of the datatype.

```

24 MPI_TYPE_GET_TRUE_EXTENT(datatype, true_lb, true_extent)

```

25	IN	datatype	datatype to get information on (handle)
26	OUT	true_lb	true lower bound of datatype (integer)
27	OUT	true_extent	true size of datatype (integer)

```

30 int MPI_Type_get_true_extent(MPI_Datatype datatype, MPI_Aint *true_lb,
31         MPI_Aint *true_extent)

```

```

32 MPI_TYPE_GET_TRUE_EXTENT(DATATYPE, TRUE_LB, TRUE_EXTENT, IERROR)
33     INTEGER DATATYPE, IERROR
34     INTEGER(KIND = MPI_ADDRESS_KIND) TRUE_LB, TRUE_EXTENT

```

```

36 {void MPI::Datatype::Get_true_extent(MPI::Aint& true_lb,
37         MPI::Aint& true_extent) const(binding deprecated, see Section 15.2) }

```

`true_lb` returns the offset of the lowest unit of store which is addressed by the datatype, i.e., the lower bound of the corresponding typemap, ignoring `MPI_LB` markers. `true_extent` returns the true size of the datatype, i.e., the extent of the corresponding typemap, ignoring `MPI_LB` and `MPI_UB` markers, and performing no rounding for alignment. If the typemap associated with `datatype` is

$$Typemap = \{(type_0, disp_0), \dots, (type_{n-1}, disp_{n-1})\}$$

Then

$$true\_lb(Typemap) = \min_j \{disp_j : type_j \neq lb, ub\},$$



$$true\_ub(Typemap) = \max_j \{ disp_j + sizeof(type_j) : type_j \neq \mathbf{lb}, \mathbf{ub} \},$$

and

$$true\_extent(Typemap) = true\_ub(Typemap) - true\_lb(typemap).$$

(Readers should compare this with the definitions in Section 4.1.6 on page 98 and Section 4.1.7 on page 99, which describe the function MPI\_TYPE\_GET\_EXTENT.)

The `true_extent` is the minimum number of bytes of memory necessary to hold a datatype, uncompressed.

#### 4.1.9 Commit and Free

A datatype object has to be **committed** before it can be used in a communication. As an argument in datatype constructors, uncommitted and also committed datatypes can be used. There is no need to commit basic datatypes. They are “pre-committed.”

`MPI_TYPE_COMMIT(datatype)`

INOUT    datatype                            datatype that is committed (handle)

`int MPI_Type_commit(MPI_Datatype *datatype)`

`MPI_TYPE_COMMIT(DATATYPE, IERROR)`

INTEGER DATATYPE, IERROR

`{void MPI::Datatype::Commit() (binding deprecated, see Section 15.2) }`

The commit operation commits the datatype, that is, the formal description of a communication buffer, not the content of that buffer. Thus, after a datatype has been committed, it can be repeatedly reused to communicate the changing content of a buffer or, indeed, the content of different buffers, with different starting addresses.

*Advice to implementors.* The system may “compile” at commit time an internal representation for the datatype that facilitates communication, e.g. change from a compacted representation to a flat representation of the datatype, and select the most convenient transfer mechanism. (*End of advice to implementors.*)

`MPI_TYPE_COMMIT` will accept a committed datatype; in this case, it is equivalent to a no-op.

**Example 4.10** The following code fragment gives examples of using `MPI_TYPE_COMMIT`.

```

1  INTEGER type1, type2
2  CALL MPI_TYPE_CONTIGUOUS(5, MPI_REAL, type1, ierr)
3      ! new type object created
4  CALL MPI_TYPE_COMMIT(type1, ierr)
5      ! now type1 can be used for communication
6  type2 = type1
7      ! type2 can be used for communication
8      ! (it is a handle to same object as type1)
9  CALL MPI_TYPE_VECTOR(3, 5, 4, MPI_REAL, type1, ierr)
10     ! new uncommitted type object created
11  CALL MPI_TYPE_COMMIT(type1, ierr)
12     ! now type1 can be used anew for communication

```

```

15  MPI_TYPE_FREE(datatype)

```

```

16      INOUT    datatype                datatype that is freed (handle)

```

```

19  int MPI_Type_free(MPI_Datatype *datatype)

```

```

20  MPI_TYPE_FREE(DATATYPE, IERROR)

```

```

21      INTEGER DATATYPE, IERROR

```

```

23  {void MPI::Datatype::Free() (binding deprecated, see Section 15.2) }

```

Marks the datatype object associated with `datatype` for deallocation and sets `datatype` to `MPI_DATATYPE_NULL`. Any communication that is currently using this datatype will complete normally. Freeing a datatype does not affect any other datatype that was built from the freed datatype. The system behaves as if input datatype arguments to derived datatype constructors are passed by value.

*Advice to implementors.* The implementation may keep a reference count of active communications that use the datatype, in order to decide when to free it. Also, one may implement constructors of derived datatypes so that they keep pointers to their datatype arguments, rather than copying them. In this case, one needs to keep track of active datatype definition references in order to know when a datatype object can be freed. (*End of advice to implementors.*)

#### 4.1.10 Duplicating a Datatype

```

40  MPI_TYPE_DUP(type, newtype)

```

```

42      IN        type                datatype (handle)

```

```

43      OUT       newtype             copy of type (handle)

```

```

45  int MPI_Type_dup(MPI_Datatype type, MPI_Datatype *newtype)

```

```

47  MPI_TYPE_DUP(TYPE, NEWTYPE, IERROR)

```

```

48      INTEGER TYPE, NEWTYPE, IERROR

```

```
{MPI::Datatype MPI::Datatype::Dup() const(binding deprecated, see Section 15.2) }
```

MPI\_TYPE\_DUP is a type constructor which duplicates the existing type with associated key values. For each key value, the respective copy callback function determines the attribute value associated with this key in the new communicator; one particular action that a copy callback may take is to delete the attribute from the new datatype. Returns in `newtype` a new datatype with exactly the same properties as `type` and any copied cached information, see Section 6.7.4 on page 259. The new datatype has identical upper bound and lower bound and yields the same net result when fully decoded with the functions in Section 4.1.13. The `newtype` has the same committed state as the old `type`.

#### 4.1.11 Use of General Datatypes in Communication

Handles to derived datatypes can be passed to a communication call wherever a datatype argument is required. A call of the form `MPI_SEND(buf, count, datatype, ...)`, where `count > 1`, is interpreted as if the call was passed a new datatype which is the concatenation of `count` copies of `datatype`. Thus, `MPI_SEND(buf, count, datatype, dest, tag, comm)` is equivalent to,

```
MPI_TYPE_CONTIGUOUS(count, datatype, newtype)
MPI_TYPE_COMMIT(newtype)
MPI_SEND(buf, 1, newtype, dest, tag, comm).
```

Similar statements apply to all other communication functions that have a `count` and `datatype` argument.

Suppose that a send operation `MPI_SEND(buf, count, datatype, dest, tag, comm)` is executed, where `datatype` has type map,

$$\{(type_0, disp_0), \dots, (type_{n-1}, disp_{n-1})\},$$

and extent `extent`. (Empty entries of “pseudo-type” `MPI_UB` and `MPI_LB` are not listed in the type map, but they affect the value of `extent`.) The send operation sends  $n \cdot \text{count}$  entries, where entry  $i \cdot n + j$  is at location  $addr_{i,j} = \text{buf} + \text{extent} \cdot i + disp_j$  and has type  $type_j$ , for  $i = 0, \dots, \text{count} - 1$  and  $j = 0, \dots, n - 1$ . These entries need not be contiguous, nor distinct; their order can be arbitrary.

The variable stored at address  $addr_{i,j}$  in the calling program should be of a type that matches  $type_j$ , where type matching is defined as in Section 3.3.1. The message sent contains  $n \cdot \text{count}$  entries, where entry  $i \cdot n + j$  has type  $type_j$ .

Similarly, suppose that a receive operation `MPI_RECV(buf, count, datatype, source, tag, comm, status)` is executed, where `datatype` has type map,

$$\{(type_0, disp_0), \dots, (type_{n-1}, disp_{n-1})\},$$

with extent `extent`. (Again, empty entries of “pseudo-type” `MPI_UB` and `MPI_LB` are not listed in the type map, but they affect the value of `extent`.) This receive operation receives  $n \cdot \text{count}$  entries, where entry  $i \cdot n + j$  is at location  $\text{buf} + \text{extent} \cdot i + disp_j$  and has type  $type_j$ . If the incoming message consists of  $k$  elements, then we must have  $k \leq n \cdot \text{count}$ ; the  $i \cdot n + j$ -th element of the message should have a type that matches  $type_j$ .

Type matching is defined according to the type signature of the corresponding datatypes, that is, the sequence of basic type components. Type matching does not depend on some

1 aspects of the datatype definition, such as the displacements (layout in memory) or the  
 2 intermediate types used.

3  
 4 **Example 4.11** This example shows that type matching is defined in terms of the basic  
 5 types that a derived type consists of.

```
6 ...
7 CALL MPI_TYPE_CONTIGUOUS( 2, MPI_REAL, type2, ...)
8 CALL MPI_TYPE_CONTIGUOUS( 4, MPI_REAL, type4, ...)
9 CALL MPI_TYPE_CONTIGUOUS( 2, type2, type22, ...)
10 ...
11 CALL MPI_SEND( a, 4, MPI_REAL, ...)
12 CALL MPI_SEND( a, 2, type2, ...)
13 CALL MPI_SEND( a, 1, type22, ...)
14 CALL MPI_SEND( a, 1, type4, ...)
15 ...
16 CALL MPI_RECV( a, 4, MPI_REAL, ...)
17 CALL MPI_RECV( a, 2, type2, ...)
18 CALL MPI_RECV( a, 1, type22, ...)
19 CALL MPI_RECV( a, 1, type4, ...)
20
```

21 Each of the sends matches any of the receives.

22 A datatype may specify overlapping entries. The use of such a datatype in a receive  
 23 operation is erroneous. (This is erroneous even if the actual message received is short enough  
 24 not to write any entry more than once.)

25 Suppose that `MPI_RECV(buf, count, datatype, dest, tag, comm, status)` is executed,  
 26 where `datatype` has type map,

$$27 \{(type_0, disp_0), \dots, (type_{n-1}, disp_{n-1})\}.$$

28  
 29 The received message need not fill all the receive buffer, nor does it need to fill a number of  
 30 locations which is a multiple of  $n$ . Any number,  $k$ , of basic elements can be received, where  
 31  $0 \leq k \leq \text{count} \cdot n$ . The number of basic elements received can be retrieved from `status` using  
 32 the query function `MPI_GET_ELEMENTS`.

33  
 34 `MPI_GET_ELEMENTS( status, datatype, count)`

35	IN	status	return status of receive operation (Status)
36	IN	datatype	datatype used by receive operation (handle)
37	OUT	count	number of received basic elements (integer)

38  
 39  
 40 `int MPI_Get_elements(MPI_Status *status, MPI_Datatype datatype, int *count)`

41  
 42 `MPI_GET_ELEMENTS(STATUS, DATATYPE, COUNT, IERROR)`  
 43 `INTEGER STATUS(MPI_STATUS_SIZE), DATATYPE, COUNT, IERROR`

44 `{int MPI::Status::Get_elements(const MPI::Datatype& datatype) const` (*binding*  
 45 *deprecated, see Section 15.2*) `}`

46  
 47 The previously defined function, `MPI_GET_COUNT` (Section 3.2.5), has a different be-  
 48 havior. It returns the number of “top-level entries” received, i.e. the number of “copies” of

type datatype. In the previous example, MPI\_GET\_COUNT may return any integer value  $k$ , where  $0 \leq k \leq \text{count}$ . If MPI\_GET\_COUNT returns  $k$ , then the number of basic elements received (and the value returned by MPI\_GET\_ELEMENTS) is  $n \cdot k$ . If the number of basic elements received is not a multiple of  $n$ , that is, if the receive operation has not received an integral number of datatype “copies,” then MPI\_GET\_COUNT returns the value MPI\_UNDEFINED. The datatype argument should match the argument provided by the receive call that set the status variable.

**Example 4.12** Usage of MPI\_GET\_COUNT and MPI\_GET\_ELEMENTS.

```

...
CALL MPI_TYPE_CONTIGUOUS(2, MPI_REAL, Type2, ierr)
CALL MPI_TYPE_COMMIT(Type2, ierr)
...
CALL MPI_COMM_RANK(comm, rank, ierr)
IF (rank.EQ.0) THEN
    CALL MPI_SEND(a, 2, MPI_REAL, 1, 0, comm, ierr)
    CALL MPI_SEND(a, 3, MPI_REAL, 1, 0, comm, ierr)
ELSE IF (rank.EQ.1) THEN
    CALL MPI_RECV(a, 2, Type2, 0, 0, comm, stat, ierr)
    CALL MPI_GET_COUNT(stat, Type2, i, ierr)      ! returns i=1
    CALL MPI_GET_ELEMENTS(stat, Type2, i, ierr)  ! returns i=2
    CALL MPI_RECV(a, 2, Type2, 0, 0, comm, stat, ierr)
    CALL MPI_GET_COUNT(stat, Type2, i, ierr)      ! returns i=MPI_UNDEFINED
    CALL MPI_GET_ELEMENTS(stat, Type2, i, ierr)  ! returns i=3
END IF

```

The function MPI\_GET\_ELEMENTS can also be used after a probe to find the number of elements in the probed message. Note that the two functions MPI\_GET\_COUNT and MPI\_GET\_ELEMENTS return the same values when they are used with basic datatypes.

*Rationale.* The extension given to the definition of MPI\_GET\_COUNT seems natural: one would expect this function to return the value of the count argument, when the receive buffer is filled. Sometimes datatype represents a basic unit of data one wants to transfer, for example, a record in an array of records (structures). One should be able to find out how many components were received without bothering to divide by the number of elements in each component. However, on other occasions, datatype is used to define a complex layout of data in the receiver memory, and does not represent a basic unit of data for transfers. In such cases, one needs to use the function MPI\_GET\_ELEMENTS. (*End of rationale.*)

*Advice to implementors.* The definition implies that a receive cannot change the value of storage outside the entries defined to compose the communication buffer. In particular, the definition implies that padding space in a structure should not be modified when such a structure is copied from one process to another. This would prevent the obvious optimization of copying the structure, together with the padding, as one contiguous block. The implementation is free to do this optimization when it does not impact the outcome of the computation. The user can “force” this optimization by explicitly including padding as part of the message. (*End of advice to implementors.*)

### 4.1.12 Correct Use of Addresses

Successively declared variables in C or Fortran are not necessarily stored at contiguous locations. Thus, care must be exercised that displacements do not cross from one variable to another. Also, in machines with a segmented address space, addresses are not unique and address arithmetic has some peculiar properties. Thus, the use of **addresses**, that is, displacements relative to the start address `MPI_BOTTOM`, has to be restricted.

Variables belong to the same **sequential storage** if they belong to the same array, to the same `COMMON` block in Fortran, or to the same structure in C. Valid addresses are defined recursively as follows:

1. The function `MPI_GET_ADDRESS` returns a valid address, when passed as argument a variable of the calling program.
2. The `buf` argument of a communication function evaluates to a valid address, when passed as argument a variable of the calling program.
3. If `v` is a valid address, and `i` is an integer, then `v+i` is a valid address, provided `v` and `v+i` are in the same sequential storage.
4. If `v` is a valid address then `MPI_BOTTOM + v` is a valid address.

A correct program uses only valid addresses to identify the locations of entries in communication buffers. Furthermore, if `u` and `v` are two valid addresses, then the (integer) difference `u - v` can be computed only if both `u` and `v` are in the same sequential storage. No other arithmetic operations can be meaningfully executed on addresses.

The rules above impose no constraints on the use of derived datatypes, as long as they are used to define a communication buffer that is wholly contained within the same sequential storage. However, the construction of a communication buffer that contains variables that are not within the same sequential storage must obey certain restrictions. Basically, a communication buffer with variables that are not within the same sequential storage can be used only by specifying in the communication call `buf = MPI_BOTTOM`, `count = 1`, and using a `datatype` argument where all displacements are valid (absolute) addresses.

*Advice to users.* It is not expected that MPI implementations will be able to detect erroneous, “out of bound” displacements — unless those overflow the user address space — since the MPI call may not know the extent of the arrays and records in the host program. (*End of advice to users.*)

*Advice to implementors.* There is no need to distinguish (absolute) addresses and (relative) displacements on a machine with contiguous address space: `MPI_BOTTOM` is zero, and both addresses and displacements are integers. On machines where the distinction is required, addresses are recognized as expressions that involve `MPI_BOTTOM`. (*End of advice to implementors.*)

### 4.1.13 Decoding a Datatype

MPI datatype objects allow users to specify an arbitrary layout of data in memory. There are several cases where accessing the layout information in opaque datatype objects would

be useful. The opaque datatype object has found a number of uses outside MPI. Furthermore, a number of tools wish to display internal information about a datatype. To achieve this, datatype decoding functions are provided. The two functions in this section are used together to decode datatypes to recreate the calling sequence used in their initial definition. These can be used to allow a user to determine the type map and type signature of a datatype.

`MPI_TYPE_GET_ENVELOPE(datatype, num_integers, num_addresses, num_datatypes, combiner)`

IN	<code>datatype</code>	datatype to access (handle)
OUT	<code>num_integers</code>	number of input integers used in the call constructing combiner (non-negative integer)
OUT	<code>num_addresses</code>	number of input addresses used in the call constructing combiner (non-negative integer)
OUT	<code>num_datatypes</code>	number of input datatypes used in the call constructing combiner (non-negative integer)
OUT	<code>combiner</code>	combiner (state)

```
int MPI_Type_get_envelope(MPI_Datatype datatype, int *num_integers,
                          int *num_addresses, int *num_datatypes, int *combiner)
```

```
MPI_TYPE_GET_ENVELOPE(DATATYPE, NUM_INTEGERS, NUM_ADDRESSES, NUM_DATATYPES,
                      COMBINER, IERROR)
INTEGER DATATYPE, NUM_INTEGERS, NUM_ADDRESSES, NUM_DATATYPES, COMBINER,
IERROR
```

```
{void MPI::Datatype::Get_envelope(int& num_integers, int& num_addresses,
                                  int& num_datatypes, int& combiner) const(binding deprecated, see
                                  Section 15.2) }
```

For the given datatype, `MPI_TYPE_GET_ENVELOPE` returns information on the number and type of input arguments used in the call that created the `datatype`. The number-of-arguments values returned can be used to provide sufficiently large arrays in the decoding routine `MPI_TYPE_GET_CONTENTS`. This call and the meaning of the returned values is described below. The `combiner` reflects the MPI datatype constructor call that was used in creating `datatype`.

*Rationale.* By requiring that the `combiner` reflect the constructor used in the creation of the `datatype`, the decoded information can be used to effectively recreate the calling sequence used in the original creation. One call is effectively the same as another when the information obtained from `MPI_TYPE_GET_CONTENTS` may be used with either to produce the same outcome. C calls `MPI_Type_hindexed` and `MPI_Type_create_hindexed` are always effectively the same while the Fortran call `MPI_TYPE_HINDEXED` will be different than either of these in some MPI implementations. This is the most useful information and was felt to be reasonable even though it constrains implementations to remember the original constructor sequence even if the internal representation is different.

The decoded information keeps track of datatype duplications. This is important as one needs to distinguish between a predefined datatype and a dup of a predefined datatype. The former is a constant object that cannot be freed, while the latter is a derived datatype that can be freed. (*End of rationale.*)

The list below has the values that can be returned in `combiner` on the left and the call associated with them on the right.

<code>MPI_COMBINER_NAMED</code>	a named predefined datatype
<code>MPI_COMBINER_DUP</code>	<code>MPI_TYPE_DUP</code>
<code>MPI_COMBINER_CONTIGUOUS</code>	<code>MPI_TYPE_CONTIGUOUS</code>
<code>MPI_COMBINER_VECTOR</code>	<code>MPI_TYPE_VECTOR</code>
<code>MPI_COMBINER_HVECTOR_INTEGER</code>	<code>MPI_TYPE_HVECTOR</code> from Fortran
<code>MPI_COMBINER_HVECTOR</code>	<code>MPI_TYPE_HVECTOR</code> from C or C++ and in some case Fortran or <code>MPI_TYPE_CREATE_HVECTOR</code>
<code>MPI_COMBINER_INDEXED</code>	<code>MPI_TYPE_INDEXED</code>
<code>MPI_COMBINER_HINDEXED_INTEGER</code>	<code>MPI_TYPE_HINDEXED</code> from Fortran
<code>MPI_COMBINER_HINDEXED</code>	<code>MPI_TYPE_HINDEXED</code> from C or C++ and in some case Fortran or <code>MPI_TYPE_CREATE_HINDEXED</code>
<code>MPI_COMBINER_INDEXED_BLOCK</code>	<code>MPI_TYPE_CREATE_INDEXED_BLOCK</code>
<code>MPI_COMBINER_STRUCT_INTEGER</code>	<code>MPI_TYPE_STRUCT</code> from Fortran
<code>MPI_COMBINER_STRUCT</code>	<code>MPI_TYPE_STRUCT</code> from C or C++ and in some case Fortran or <code>MPI_TYPE_CREATE_STRUCT</code>
<code>MPI_COMBINER_SUBARRAY</code>	<code>MPI_TYPE_CREATE_SUBARRAY</code>
<code>MPI_COMBINER_DARRAY</code>	<code>MPI_TYPE_CREATE_DARRAY</code>
<code>MPI_COMBINER_F90_REAL</code>	<code>MPI_TYPE_CREATE_F90_REAL</code>
<code>MPI_COMBINER_F90_COMPLEX</code>	<code>MPI_TYPE_CREATE_F90_COMPLEX</code>
<code>MPI_COMBINER_F90_INTEGER</code>	<code>MPI_TYPE_CREATE_F90_INTEGER</code>
<code>MPI_COMBINER_RESIZED</code>	<code>MPI_TYPE_CREATE_RESIZED</code>

Table 4.1: `combiner` values returned from `MPI_TYPE_GET_ENVELOPE`

If `combiner` is `MPI_COMBINER_NAMED` then `datatype` is a named predefined datatype.

For deprecated calls with address arguments, we sometimes need to differentiate whether the call used an integer or an address size argument. For example, there are two combiners for `hvector`: `MPI_COMBINER_HVECTOR_INTEGER` and `MPI_COMBINER_HVECTOR`. The former is used if it was the MPI-1 call from Fortran, and the latter is used if it was the MPI-1 call from C or C++. However, on systems where `MPI_ADDRESS_KIND = MPI_INTEGER_KIND` (i.e., where integer arguments and address size arguments are the same), the combiner `MPI_COMBINER_HVECTOR` may be returned for a datatype constructed by a call to `MPI_TYPE_HVECTOR` from Fortran. Similarly, `MPI_COMBINER_HINDEXED` may be returned for a datatype constructed by a call to `MPI_TYPE_HINDEXED` from Fortran, and `MPI_COMBINER_STRUCT` may be returned for a datatype constructed by a call to `MPI_TYPE_STRUCT` from Fortran. On such systems, one need not differentiate construc-



tors that take address size arguments from constructors that take integer arguments, since these are the same. The preferred calls all use address sized arguments so two combiners are not required for them.

*Rationale.* For recreating the original call, it is important to know if address information may have been truncated. The deprecated calls from Fortran for a few routines could be subject to truncation in the case where the default `INTEGER` size is smaller than the size of an address. (*End of rationale.*)

The actual arguments used in the creation call for a datatype can be obtained from the call:

```
MPI_TYPE_GET_CONTENTS(datatype, max_integers, max_addresses, max_datatypes, array_of_integers, array_of_addresses, array_of_datatypes)
```

IN	datatype	datatype to access (handle)
IN	max_integers	number of elements in array_of_integers (non-negative integer)
IN	max_addresses	number of elements in array_of_addresses (non-negative integer)
IN	max_datatypes	number of elements in array_of_datatypes (non-negative integer)
OUT	array_of_integers	contains integer arguments used in constructing datatype (array of integers)
OUT	array_of_addresses	contains address arguments used in constructing datatype (array of integers)
OUT	array_of_datatypes	contains datatype arguments used in constructing datatype (array of handles)

```
int MPI_Type_get_contents(MPI_Datatype datatype, int max_integers,
    int max_addresses, int max_datatypes, int array_of_integers[],
    MPI_Aint array_of_addresses[],
    MPI_Datatype array_of_datatypes[])
```

```
MPI_TYPE_GET_CONTENTS(DATATYPE, MAX_INTEGERS, MAX_ADDRESSES, MAX_DATATYPES,
    ARRAY_OF_INTEGERS, ARRAY_OF_ADDRESSES, ARRAY_OF_DATATYPES,
    IERROR)
```

```
INTEGER DATATYPE, MAX_INTEGERS, MAX_ADDRESSES, MAX_DATATYPES,
ARRAY_OF_INTEGERS(*), ARRAY_OF_DATATYPES(*), IERROR
INTEGER(KIND=MPI_ADDRESS_KIND) ARRAY_OF_ADDRESSES(*)
```

```
{void MPI::Datatype::Get_contents(int max_integers, int max_addresses,
    int max_datatypes, int array_of_integers[],
    MPI::Aint array_of_addresses[],
    MPI::Datatype array_of_datatypes[]) const(binding deprecated, see
    Section 15.2) }
```

1        `datatype` must be a predefined unnamed or a derived datatype; the call is erroneous if  
2 `datatype` is a predefined named datatype.

3        The values given for `max_integers`, `max_addresses`, and `max_datatypes` must be at least as  
4 large as the value returned in `num_integers`, `num_addresses`, and `num_datatypes`, respectively,  
5 in the call `MPI_TYPE_GET_ENVELOPE` for the same `datatype` argument.

6  
7        *Rationale.* The arguments `max_integers`, `max_addresses`, and `max_datatypes` allow for  
8 error checking in the call. (*End of rationale.*)

9  
10        The datatypes returned in `array_of_datatypes` are handles to datatype objects that  
11 are equivalent to the datatypes used in the original construction call. If these were derived  
12 datatypes, then the returned datatypes are new datatype objects, and the user is responsible  
13 for freeing these datatypes with `MPI_TYPE_FREE`. If these were predefined datatypes, then  
14 the returned datatype is equal to that (constant) predefined datatype and cannot be freed.

15        The committed state of returned derived datatypes is undefined, i.e., the datatypes may  
16 or may not be committed. Furthermore, the content of attributes of returned datatypes is  
17 undefined.

18        Note that `MPI_TYPE_GET_CONTENTS` can be invoked with a  
19 `datatype` argument that was constructed using `MPI_TYPE_CREATE_F90_REAL`,  
20 `MPI_TYPE_CREATE_F90_INTEGER`, or `MPI_TYPE_CREATE_F90_COMPLEX` (an unnamed  
21 predefined datatype). In such a case, an empty `array_of_datatypes` is returned.

22  
23        *Rationale.* The definition of datatype equivalence implies that equivalent predefined  
24 datatypes are equal. By requiring the same handle for named predefined datatypes,  
25 it is possible to use the `==` or `.EQ.` comparison operator to determine the datatype  
26 involved. (*End of rationale.*)

27  
28        *Advice to implementors.* The datatypes returned in `array_of_datatypes` must appear  
29 to the user as if each is an equivalent copy of the datatype used in the type constructor  
30 call. Whether this is done by creating a new datatype or via another mechanism such  
31 as a reference count mechanism is up to the implementation as long as the semantics  
32 are preserved. (*End of advice to implementors.*)

33  
34        *Rationale.* The committed state and attributes of the returned datatype is delib-  
35 erately left vague. The datatype used in the original construction may have been  
36 modified since its use in the constructor call. Attributes can be added, removed, or  
37 modified as well as having the datatype committed. The semantics given allow for  
38 a reference count implementation without having to track these changes. (*End of*  
39 *rationale.*)

40        In the deprecated datatype constructor calls, the address arguments in Fortran are  
41 of type `INTEGER`. In the preferred calls, the address arguments are of type  
42 `INTEGER(KIND=MPI_ADDRESS_KIND)`. The call `MPI_TYPE_GET_CONTENTS` returns all ad-  
43 dresses in an argument of type `INTEGER(KIND=MPI_ADDRESS_KIND)`. This is true even if the  
44 deprecated calls were used. Thus, the location of values returned can be thought of as being  
45 returned by the C bindings. It can also be determined by examining the preferred calls for  
46 datatype constructors for the deprecated calls that involve addresses.

*Rationale.* By having all address arguments returned in the `array_of_addresses` argument, the result from a C and Fortran decoding of a `datatype` gives the result in the same argument. It is assumed that an integer of type `INTEGER(KIND=MPI_ADDRESS_KIND)` will be at least as large as the `INTEGER` argument used in datatype construction with the old MPI-1 calls so no loss of information will occur. (*End of rationale.*)

The following defines what values are placed in each entry of the returned arrays depending on the datatype constructor used for `datatype`. It also specifies the size of the arrays needed which is the values returned by `MPI_TYPE_GET_ENVELOPE`. In Fortran, the following calls were made:

```

PARAMETER (LARGE = 1000)
INTEGER TYPE, NI, NA, ND, COMBINER, I(LARGE), D(LARGE), IERROR
INTEGER(KIND=MPI_ADDRESS_KIND) A(LARGE)
! CONSTRUCT DATATYPE TYPE (NOT SHOWN)
CALL MPI_TYPE_GET_ENVELOPE(TYPE, NI, NA, ND, COMBINER, IERROR)
IF ((NI .GT. LARGE) .OR. (NA .GT. LARGE) .OR. (ND .GT. LARGE)) THEN
  WRITE (*, *) "NI, NA, OR ND = ", NI, NA, ND, &
  " RETURNED BY MPI_TYPE_GET_ENVELOPE IS LARGER THAN LARGE = ", LARGE
  CALL MPI_ABORT(MPI_COMM_WORLD, 99, IERROR)
ENDIF
CALL MPI_TYPE_GET_CONTENTS(TYPE, NI, NA, ND, I, A, D, IERROR)

```

or in C the analogous calls of:

```

#define LARGE 1000
int ni, na, nd, combiner, i[LARGE];
MPI_Aint a[LARGE];
MPI_Datatype type, d[LARGE];
/* construct datatype type (not shown) */
MPI_Type_get_envelope(type, &ni, &na, &nd, &combiner);
if ((ni > LARGE) || (na > LARGE) || (nd > LARGE)) {
  fprintf(stderr, "ni, na, or nd = %d %d %d returned by ", ni, na, nd);
  fprintf(stderr, "MPI_Type_get_envelope is larger than LARGE = %d\n",
          LARGE);
  MPI_Abort(MPI_COMM_WORLD, 99);
};
MPI_Type_get_contents(type, ni, na, nd, i, a, d);

```

The C++ code is in analogy to the C code above with the same values returned.

In the descriptions that follow, the lower case name of arguments is used.

If combiner is `MPI_COMBINER_NAMED` then it is erroneous to call `MPI_TYPE_GET_CONTENTS`.

If combiner is `MPI_COMBINER_DUP` then

Constructor argument	C & C++ location	Fortran location
<code>oldtype</code>	<code>d[0]</code>	<code>D(1)</code>

and `ni = 0`, `na = 0`, `nd = 1`.

1 If combiner is MPI\_COMBINER\_CONTIGUOUS then

2 Constructor argument	C & C++ location	Fortran location
3 count	i[0]	I(1)
4 oldtype	d[0]	D(1)

5 and ni = 1, na = 0, nd = 1.

6 If combiner is MPI\_COMBINER\_VECTOR then

8 Constructor argument	C & C++ location	Fortran location
9 count	i[0]	I(1)
10 blocklength	i[1]	I(2)
11 stride	i[2]	I(3)
12 oldtype	d[0]	D(1)

13 and ni = 3, na = 0, nd = 1.

14 If combiner is MPI\_COMBINER\_HVECTOR\_INTEGER or MPI\_COMBINER\_HVECTOR then

16 Constructor argument	C & C++ location	Fortran location
17 count	i[0]	I(1)
18 blocklength	i[1]	I(2)
19 stride	a[0]	A(1)
20 oldtype	d[0]	D(1)

21 and ni = 2, na = 1, nd = 1.

22 If combiner is MPI\_COMBINER\_INDEXED then

23 Constructor argument	C & C++ location	Fortran location
24 count	i[0]	I(1)
25 array_of_blocklengths	i[1] to i[i[0]]	I(2) to I(I(1)+1)
26 array_of_displacements	i[i[0]+1] to i[2*i[0]]	I(I(1)+2) to I(2*I(1)+1)
27 oldtype	d[0]	D(1)

28 and ni = 2\*count+1, na = 0, nd = 1.

29 If combiner is MPI\_COMBINER\_HINDEXED\_INTEGER or MPI\_COMBINER\_HINDEXED then

31 Constructor argument	C & C++ location	Fortran location
32 count	i[0]	I(1)
33 array_of_blocklengths	i[1] to i[i[0]]	I(2) to I(I(1)+1)
34 array_of_displacements	a[0] to a[i[0]-1]	A(1) to A(I(1))
35 oldtype	d[0]	D(1)

36 and ni = count+1, na = count, nd = 1.

37 If combiner is MPI\_COMBINER\_INDEXED\_BLOCK then

39 Constructor argument	C & C++ location	Fortran location
40 count	i[0]	I(1)
41 blocklength	i[1]	I(2)
42 array_of_displacements	i[2] to i[i[0]+1]	I(3) to I(I(1)+2)
43 oldtype	d[0]	D(1)

44 and ni = count+2, na = 0, nd = 1.

45 If combiner is MPI\_COMBINER\_STRUCT\_INTEGER or MPI\_COMBINER\_STRUCT then

46

47

48

Constructor argument	C & C++ location	Fortran location
count	i[0]	I(1)
array_of_blocklengths	i[1] to i[i[0]]	I(2) to I(I(1)+1)
array_of_displacements	a[0] to a[i[0]-1]	A(1) to A(I(1))
array_of_types	d[0] to d[i[0]-1]	D(1) to D(I(1))

and ni = count+1, na = count, nd = count.

If combiner is MPI\_COMBINER\_SUBARRAY then

Constructor argument	C & C++ location	Fortran location
ndims	i[0]	I(1)
array_of_sizes	i[1] to i[i[0]]	I(2) to I(I(1)+1)
array_of_subsizes	i[i[0]+1] to i[2*i[0]]	I(I(1)+2) to I(2*I(1)+1)
array_of_starts	i[2*i[0]+1] to i[3*i[0]]	I(2*I(1)+2) to I(3*I(1)+1)
order	i[3*i[0]+1]	I(3*I(1)+2)
oldtype	d[0]	D(1)

and ni = 3\*ndims+2, na = 0, nd = 1.

If combiner is MPI\_COMBINER\_DARRAY then

Constructor argument	C & C++ location	Fortran location
size	i[0]	I(1)
rank	i[1]	I(2)
ndims	i[2]	I(3)
array_of_gsizes	i[3] to i[i[2]+2]	I(4) to I(I(3)+3)
array_of_distribs	i[i[2]+3] to i[2*i[2]+2]	I(I(3)+4) to I(2*I(3)+3)
array_of_dargs	i[2*i[2]+3] to i[3*i[2]+2]	I(2*I(3)+4) to I(3*I(3)+3)
array_of_psize	i[3*i[2]+3] to i[4*i[2]+2]	I(3*I(3)+4) to I(4*I(3)+3)
order	i[4*i[2]+3]	I(4*I(3)+4)
oldtype	d[0]	D(1)

and ni = 4\*ndims+4, na = 0, nd = 1.

If combiner is MPI\_COMBINER\_F90\_REAL then

Constructor argument	C & C++ location	Fortran location
p	i[0]	I(1)
r	i[1]	I(2)

and ni = 2, na = 0, nd = 0.

If combiner is MPI\_COMBINER\_F90\_COMPLEX then

Constructor argument	C & C++ location	Fortran location
p	i[0]	I(1)
r	i[1]	I(2)

and ni = 2, na = 0, nd = 0.

If combiner is MPI\_COMBINER\_F90\_INTEGER then

Constructor argument	C & C++ location	Fortran location
r	i[0]	I(1)

and ni = 1, na = 0, nd = 0.

If combiner is MPI\_COMBINER\_RESIZED then

Constructor argument	C & C++ location	Fortran location
lb	a[0]	A(1)
extent	a[1]	A(2)
oldtype	d[0]	D(1)

and  $ni = 0$ ,  $na = 2$ ,  $nd = 1$ .

#### 4.1.14 Examples

The following examples illustrate the use of derived datatypes.

**Example 4.13** Send and receive a section of a 3D array.

```

12     REAL a(100,100,100), e(9,9,9)
13     INTEGER oneslice, twoslice, threeslice, sizeofreal, myrank, ierr
14     INTEGER status(MPI_STATUS_SIZE)
15
16 C     extract the section a(1:17:2, 3:11, 2:10)
17 C     and store it in e(:, :, :).
18
19
20     CALL MPI_COMM_RANK(MPI_COMM_WORLD, myrank, ierr)
21
22     CALL MPI_TYPE_EXTENT( MPI_REAL, sizeofreal, ierr)
23
24 C     create datatype for a 1D section
25     CALL MPI_TYPE_VECTOR( 9, 1, 2, MPI_REAL, oneslice, ierr)
26
27 C     create datatype for a 2D section
28     CALL MPI_TYPE_HVECTOR(9, 1, 100*sizeofreal, oneslice, twoslice, ierr)
29
30 C     create datatype for the entire section
31     CALL MPI_TYPE_HVECTOR( 9, 1, 100*100*sizeofreal, twoslice,
32                           threeslice, ierr)
33
34     CALL MPI_TYPE_COMMIT( threeslice, ierr)
35     CALL MPI_SENDRECV(a(1,3,2), 1, threeslice, myrank, 0, e, 9*9*9,
36                      MPI_REAL, myrank, 0, MPI_COMM_WORLD, status, ierr)
37
38

```

**Example 4.14** Copy the (strictly) lower triangular part of a matrix.

```

39     REAL a(100,100), b(100,100)
40     INTEGER disp(100), blocklen(100), ltype, myrank, ierr
41     INTEGER status(MPI_STATUS_SIZE)
42
43
44 C     copy lower triangular part of array a
45 C     onto lower triangular part of array b
46
47     CALL MPI_COMM_RANK(MPI_COMM_WORLD, myrank, ierr)
48

```

```

C      compute start and size of each column      1
      DO i=1, 100                                  2
          disp(i) = 100*(i-1) + i                  3
          blocklen(i) = 100-i                      4
      END DO                                       5
                                           6
C      create datatype for lower triangular part  7
      CALL MPI_TYPE_INDEXED( 100, blocklen, disp, MPI_REAL, ltype, ierr) 8
                                           9
      CALL MPI_TYPE_COMMIT(ltype, ierr)          10
      CALL MPI_SENDRECV( a, 1, ltype, myrank, 0, b, 1,
          ltype, myrank, 0, MPI_COMM_WORLD, status, ierr) 11
                                           12
                                           13

```

**Example 4.15** Transpose a matrix. 14

```

      REAL a(100,100), b(100,100)                16
      INTEGER row, xpose, sizeofreal, myrank, ierr 17
      INTEGER status(MPI_STATUS_SIZE)            18
                                           19
C      transpose matrix a onto b                20
                                           21
      CALL MPI_COMM_RANK(MPI_COMM_WORLD, myrank, ierr) 22
                                           23
      CALL MPI_TYPE_EXTENT( MPI_REAL, sizeofreal, ierr) 24
                                           25
C      create datatype for one row              26
      CALL MPI_TYPE_VECTOR( 100, 1, 100, MPI_REAL, row, ierr) 27
                                           28
C      create datatype for matrix in row-major order 29
      CALL MPI_TYPE_HVECTOR( 100, 1, sizeofreal, row, xpose, ierr) 30
                                           31
      CALL MPI_TYPE_COMMIT( xpose, ierr)         32
                                           33
C      send matrix in row-major order and receive in column major order 34
      CALL MPI_SENDRECV( a, 1, xpose, myrank, 0, b, 100*100,
          MPI_REAL, myrank, 0, MPI_COMM_WORLD, status, ierr) 35
                                           36
                                           37

```

**Example 4.16** Another approach to the transpose problem: 39

```

      REAL a(100,100), b(100,100)                41
      INTEGER disp(2), blocklen(2), type(2), row, row1, sizeofreal 42
      INTEGER myrank, ierr                       43
      INTEGER status(MPI_STATUS_SIZE)            44
                                           45
      CALL MPI_COMM_RANK(MPI_COMM_WORLD, myrank, ierr) 46
                                           47
C      transpose matrix a onto b                48

```

```

1
2     CALL MPI_TYPE_EXTENT( MPI_REAL, sizeofreal, ierr)
3
4 C   create datatype for one row
5     CALL MPI_TYPE_VECTOR( 100, 1, 100, MPI_REAL, row, ierr)
6
7 C   create datatype for one row, with the extent of one real number
8     disp(1) = 0
9     disp(2) = sizeofreal
10    type(1)  = row
11    type(2)  = MPI_UB
12    blocklen(1) = 1
13    blocklen(2) = 1
14    CALL MPI_TYPE_STRUCT( 2, blocklen, disp, type, row1, ierr)
15
16    CALL MPI_TYPE_COMMIT( row1, ierr)
17
18 C   send 100 rows and receive in column major order
19    CALL MPI_SENDRECV( a, 100, row1, myrank, 0, b, 100*100,
20                      MPI_REAL, myrank, 0, MPI_COMM_WORLD, status, ierr)
21
22
23

```

**Example 4.17** We manipulate an array of structures.

```

24 struct Partstruct
25 {
26     int    class; /* particle class */
27     double d[6]; /* particle coordinates */
28     char   b[7]; /* some additional information */
29 };
30
31 struct Partstruct    particle[1000];
32
33 int                 i, dest, rank, tag;
34 MPI_Comm            comm;
35
36
37 /* build datatype describing structure */
38
39 MPI_Datatype Particletype;
40 MPI_Datatype type[3] = {MPI_INT, MPI_DOUBLE, MPI_CHAR};
41 int          blocklen[3] = {1, 6, 7};
42 MPI_Aint     disp[3];
43 MPI_Aint     base;
44
45
46 /* compute displacements of structure components */
47
48 MPI_Address( particle, disp);

```



```

MPI_Address( particle[0].d, disp+1);      1
MPI_Address( particle[0].b, disp+2);      2
base = disp[0];                           3
for (i=0; i < 3; i++) disp[i] -= base;    4
                                           5

MPI_Type_struct( 3, blocklen, disp, type, &Particletype); 6
                                           7

    /* If compiler does padding in mysterious ways,
    the following may be safer */          8
                                           9
                                           10

MPI_Datatype type1[4] = {MPI_INT, MPI_DOUBLE, MPI_CHAR, MPI_UB}; 11
int          blocklen1[4] = {1, 6, 7, 1}; 12
MPI_Aint     disp1[4];                    13
                                           14

/* compute displacements of structure components */ 15
                                           16

MPI_Address( particle, disp1);             17
MPI_Address( particle[0].d, disp1+1);      18
MPI_Address( particle[0].b, disp1+2);      19
MPI_Address( particle+1, disp1+3);         20
base = disp1[0];                           21
for (i=0; i < 4; i++) disp1[i] -= base;   22
                                           23

/* build datatype describing structure */    24
                                           25

MPI_Type_struct( 4, blocklen1, disp1, type1, &Particletype); 26
                                           27
                                           28

        /* 4.1:
        send the entire array */           29
                                           30
                                           31

MPI_Type_commit( &Particletype);          32
MPI_Send( particle, 1000, Particletype, dest, tag, comm); 33
                                           34
                                           35

        /* 4.2:
        send only the entries of class zero particles,
        preceded by the number of such entries */ 36
                                           37
                                           38
                                           39

MPI_Datatype Zparticles; /* datatype describing all particles
                           with class zero (needs to be recomputed
                           if classes change) */ 40
                                           41
                                           42

MPI_Datatype Ztype;                          43
                                           44

MPI_Aint     zdisp[1000];                    45
int          zblock[1000], j, k;             46
int          zzblock[2] = {1,1};            47
MPI_Aint     zzdisp[2];                      48

```

```

1  MPI_Datatype zztype[2];
2
3  /* compute displacements of class zero particles */
4  j = 0;
5  for(i=0; i < 1000; i++)
6      if (particle[i].class == 0)
7          {
8              zdisp[j] = i;
9              zblock[j] = 1;
10             j++;
11         }
12
13  /* create datatype for class zero particles */
14  MPI_Type_indexed( j, zblock, zdisp, Particletype, &Zparticles);
15
16  /* prepend particle count */
17  MPI_Address(&j, zzdisp);
18  MPI_Address(particle, zzdisp+1);
19  zztype[0] = MPI_INT;
20  zztype[1] = Zparticles;
21  MPI_Type_struct(2, zblock, zzdisp, zztype, &Ztype);
22
23  MPI_Type_commit( &Ztype);
24  MPI_Send( MPI_BOTTOM, 1, Ztype, dest, tag, comm);
25
26
27      /* A probably more efficient way of defining Zparticles */
28
29  /* consecutive particles with index zero are handled as one block */
30  j=0;
31  for (i=0; i < 1000; i++)
32      if (particle[i].index == 0)
33          {
34              for (k=i+1; (k < 1000)&&(particle[k].index == 0) ; k++);
35              zdisp[j] = i;
36              zblock[j] = k-i;
37              j++;
38              i = k;
39          }
40  MPI_Type_indexed( j, zblock, zdisp, Particletype, &Zparticles);
41
42
43      /* 4.3:
44      send the first two coordinates of all entries */
45
46  MPI_Datatype Allpairs;      /* datatype for all pairs of coordinates */
47
48  MPI_Aint sizeofentry;

```

```

1
2 MPI_Type_extent( Particletype, &sizeofentry);
3
4     /* sizeofentry can also be computed by subtracting the address
5     of particle[0] from the address of particle[1] */
6
7 MPI_Type_hvector( 1000, 2, sizeofentry, MPI_DOUBLE, &Allpairs);
8 MPI_Type_commit( &Allpairs);
9 MPI_Send( particle[0].d, 1, Allpairs, dest, tag, comm);
10
11     /* an alternative solution to 4.3 */
12
13 MPI_Datatype Onepair;    /* datatype for one pair of coordinates, with
14                          the extent of one particle entry */
15 MPI_Aint disp2[3];
16 MPI_Datatype type2[3] = {MPI_LB, MPI_DOUBLE, MPI_UB};
17 int blocklen2[3] = {1, 2, 1};
18
19 MPI_Address( particle, disp2);
20 MPI_Address( particle[0].d, disp2+1);
21 MPI_Address( particle+1, disp2+2);
22 base = disp2[0];
23 for (i=0; i<2; i++) disp2[i] -= base;
24
25 MPI_Type_struct( 3, blocklen2, disp2, type2, &Onepair);
26 MPI_Type_commit( &Onepair);
27 MPI_Send( particle[0].d, 1000, Onepair, dest, tag, comm);
28
29
30

```

**Example 4.18** The same manipulations as in the previous example, but use absolute addresses in datatypes.

```

31
32
33
34 struct Partstruct
35 {
36     int class;
37     double d[6];
38     char b[7];
39 };
40
41 struct Partstruct particle[1000];
42
43     /* build datatype describing first array entry */
44
45 MPI_Datatype Particletype;
46 MPI_Datatype type[3] = {MPI_INT, MPI_DOUBLE, MPI_CHAR};
47 int block[3] = {1, 6, 7};
48 MPI_Aint disp[3];

```

```

1
2 MPI_Address( particle, disp);
3 MPI_Address( particle[0].d, disp+1);
4 MPI_Address( particle[0].b, disp+2);
5 MPI_Type_struct( 3, block, disp, type, &Particletype);
6
7 /* Particletype describes first array entry -- using absolute
8    addresses */
9
10             /* 5.1:
11                send the entire array */
12
13 MPI_Type_commit( &Particletype);
14 MPI_Send( MPI_BOTTOM, 1000, Particletype, dest, tag, comm);
15
16
17             /* 5.2:
18                send the entries of class zero,
19                preceded by the number of such entries */
20
21 MPI_Datatype Zparticles, Ztype;
22
23 MPI_Aint      zdisp[1000];
24 int          zblock[1000], i, j, k;
25 int          zzblock[2] = {1,1};
26 MPI_Datatype zztype[2];
27 MPI_Aint      zzdisp[2];
28
29 j=0;
30 for (i=0; i < 1000; i++)
31     if (particle[i].index == 0)
32         {
33             for (k=i+1; (k < 1000)&&(particle[k].index == 0) ; k++);
34             zdisp[j] = i;
35             zblock[j] = k-i;
36             j++;
37             i = k;
38         }
39 MPI_Type_indexed( j, zblock, zdisp, Particletype, &Zparticles);
40 /* Zparticles describe particles with class zero, using
41    their absolute addresses*/
42
43 /* prepend particle count */
44 MPI_Address(&j, zzdisp);
45 zzdisp[1] = MPI_BOTTOM;
46 zztype[0] = MPI_INT;
47 zztype[1] = Zparticles;
48 MPI_Type_struct(2, zzblock, zzdisp, zztype, &Ztype);

```

```

MPI_Type_commit( &Ztype);
MPI_Send( MPI_BOTTOM, 1, Ztype, dest, tag, comm);

```

**Example 4.19** Handling of unions.

```

union {
    int    ival;
    float  fval;
} u[1000];

int    utype;

/* All entries of u have identical type; variable
   utype keeps track of their current type */

MPI_Datatype  type[2];
int           blocklen[2] = {1,1};
MPI_Aint     disp[2];
MPI_Datatype  mpi_utype[2];
MPI_Aint     i,j;

/* compute an MPI datatype for each possible union type;
   assume values are left-aligned in union storage. */

MPI_Address( u, &i);
MPI_Address( u+1, &j);
disp[0] = 0; disp[1] = j-i;
type[1] = MPI_UB;

type[0] = MPI_INT;
MPI_Type_struct(2, blocklen, disp, type, &mpi_utype[0]);

type[0] = MPI_FLOAT;
MPI_Type_struct(2, blocklen, disp, type, &mpi_utype[1]);

for(i=0; i<2; i++) MPI_Type_commit(&mpi_utype[i]);

/* actual communication */

MPI_Send(u, 1000, mpi_utype[utype], dest, tag, comm);

```

**Example 4.20** This example shows how a datatype can be decoded. The routine `printdatatype` prints out the elements of the datatype. Note the use of `MPI_Type_free` for datatypes that are not predefined.

```

1  /*
2   Example of decoding a datatype.
3
4   Returns 0 if the datatype is predefined, 1 otherwise
5   */
6  #include <stdio.h>
7  #include <stdlib.h>
8  #include "mpi.h"
9  int printdatatype( MPI_Datatype datatype )
10 {
11     int *array_of_ints;
12     MPI_Aint *array_of_adds;
13     MPI_Datatype *array_of_dtypes;
14     int num_ints, num_adds, num_dtypes, combiner;
15     int i;
16
17     MPI_Type_get_envelope( datatype,
18                           &num_ints, &num_adds, &num_dtypes, &combiner );
19     switch (combiner) {
20     case MPI_COMBINER_NAMED:
21         printf( "Datatype is named:" );
22         /* To print the specific type, we can match against the
23            predefined forms. We can NOT use a switch statement here
24            We could also use MPI_TYPE_GET_NAME if we preferred to use
25            names that the user may have changed.
26            */
27         if (datatype == MPI_INT) printf( "MPI_INT\n" );
28         else if (datatype == MPI_DOUBLE) printf( "MPI_DOUBLE\n" );
29         ... else test for other types ...
30         return 0;
31         break;
32     case MPI_COMBINER_STRUCT:
33     case MPI_COMBINER_STRUCT_INTEGER:
34         printf( "Datatype is struct containing" );
35         array_of_ints = (int *)malloc( num_ints * sizeof(int) );
36         array_of_adds =
37             (MPI_Aint *) malloc( num_adds * sizeof(MPI_Aint) );
38         array_of_dtypes = (MPI_Datatype *)
39             malloc( num_dtypes * sizeof(MPI_Datatype) );
40         MPI_Type_get_contents( datatype, num_ints, num_adds, num_dtypes,
41                               array_of_ints, array_of_adds, array_of_dtypes );
42         printf( " %d datatypes:\n", array_of_ints[0] );
43         for (i=0; i<array_of_ints[0]; i++) {
44             printf( "blocklength %d, displacement %ld, type:\n",
45                   array_of_ints[i+1], array_of_adds[i] );
46             if (printdatatype( array_of_dtypes[i] )) {
47                 /* Note that we free the type ONLY if it
48                    is not predefined */

```

```

        MPI_Type_free( &array_of_dtypes[i] );
    }
}
free( array_of_ints );
free( array_of_adds );
free( array_of_dtypes );
break;
... other combiner values ...
default:
    printf( "Unrecognized combiner type\n" );
}
return 1;
}

```

## 4.2 Pack and Unpack

Some existing communication libraries provide pack/unpack functions for sending noncontiguous data. In these, the user explicitly packs data into a contiguous buffer before sending it, and unpacks it from a contiguous buffer after receiving it. Derived datatypes, which are described in Section 4.1, allow one, in most cases, to avoid explicit packing and unpacking. The user specifies the layout of the data to be sent or received, and the communication library directly accesses a noncontiguous buffer. The pack/unpack routines are provided for compatibility with previous libraries. Also, they provide some functionality that is not otherwise available in MPI. For instance, a message can be received in several parts, where the receive operation done on a later part may depend on the content of a former part. Another use is that outgoing messages may be explicitly buffered in user supplied space, thus overriding the system buffering policy. Finally, the availability of pack and unpack operations facilitates the development of additional communication libraries layered on top of MPI.

MPI\_PACK(inbuf, incount, datatype, outbuf, outsize, position, comm)

IN	inbuf	input buffer start (choice)	33
IN	incount	number of input data items (non-negative integer)	34
IN	datatype	datatype of each input data item (handle)	35
OUT	outbuf	output buffer start (choice)	36
IN	outsize	output buffer size, in bytes (non-negative integer)	37
INOUT	position	current position in buffer, in bytes (integer)	38
IN	comm	communicator for packed message (handle)	39

```

int MPI_Pack(void* inbuf, int incount, MPI_Datatype datatype, void *outbuf,
            int outsize, int *position, MPI_Comm comm)

```

```

MPI_PACK(INBUF, INCOUNT, DATATYPE, OUTBUF, OUTSIZE, POSITION, COMM, IERROR)
<type> INBUF(*), OUTBUF(*)
INTEGER INCOUNT, DATATYPE, OUTSIZE, POSITION, COMM, IERROR

```

```

1 {void MPI::Datatype::Pack(const void* inbuf, int incount, void *outbuf,
2     int outsize, int& position, const MPI::Comm &comm)
3     const(binding deprecated, see Section 15.2) }
```

Packs the message in the send buffer specified by `inbuf`, `incount`, `datatype` into the buffer space specified by `outbuf` and `outsize`. The input buffer can be any communication buffer allowed in `MPI_SEND`. The output buffer is a contiguous storage area containing `outsize` bytes, starting at the address `outbuf` (length is counted in bytes, not elements, as if it were a communication buffer for a message of type `MPI_PACKED`).

The input value of `position` is the first location in the output buffer to be used for packing. `position` is incremented by the size of the packed message, and the output value of `position` is the first location in the output buffer following the locations occupied by the packed message. The `comm` argument is the communicator that will be subsequently used for sending the packed message.

```

16 MPI_UNPACK(inbuf, insize, position, outbuf, outcount, datatype, comm)
```

17	IN	inbuf	input buffer start (choice)
18	IN	insize	size of input buffer, in bytes (non-negative integer)
19	INOUT	position	current position in bytes (integer)
20	OUT	outbuf	output buffer start (choice)
21	IN	outcount	number of items to be unpacked (integer)
22	IN	datatype	datatype of each output data item (handle)
23	IN	comm	communicator for packed message (handle)

```

24 int MPI_Unpack(void* inbuf, int insize, int *position, void *outbuf,
25     int outcount, MPI_Datatype datatype, MPI_Comm comm)
```

```

26 MPI_UNPACK(INBUF, INSIZE, POSITION, OUTBUF, OUTCOUNT, DATATYPE, COMM,
27     IERROR)
```

```

28 <type> INBUF(*), OUTBUF(*)
```

```

29 INTEGER INSIZE, POSITION, OUTCOUNT, DATATYPE, COMM, IERROR
```

```

30 {void MPI::Datatype::Unpack(const void* inbuf, int insize, void *outbuf,
31     int outcount, int& position, const MPI::Comm& comm)
32     const(binding deprecated, see Section 15.2) }
```

Unpacks a message into the receive buffer specified by `outbuf`, `outcount`, `datatype` from the buffer space specified by `inbuf` and `insize`. The output buffer can be any communication buffer allowed in `MPI_RECV`. The input buffer is a contiguous storage area containing `insize` bytes, starting at address `inbuf`. The input value of `position` is the first location in the input buffer occupied by the packed message. `position` is incremented by the size of the packed message, so that the output value of `position` is the first location in the input buffer after the locations occupied by the message that was unpacked. `comm` is the communicator used to receive the packed message.

*Advice to users.* Note the difference between `MPI_RECV` and `MPI_UNPACK`: in `MPI_RECV`, the count argument specifies the maximum number of items that can



be received. The actual number of items received is determined by the length of the incoming message. In `MPI_UNPACK`, the `count` argument specifies the actual number of items that are unpacked; the “size” of the corresponding message is the increment in `position`. The reason for this change is that the “incoming message size” is not predetermined since the user decides how much to unpack; nor is it easy to determine the “message size” from the number of items to be unpacked. In fact, in a heterogeneous system, this number may not be determined *a priori*. (*End of advice to users.*)

To understand the behavior of `pack` and `unpack`, it is convenient to think of the data part of a message as being the sequence obtained by concatenating the successive values sent in that message. The `pack` operation stores this sequence in the buffer space, as if sending the message to that buffer. The `unpack` operation retrieves this sequence from buffer space, as if receiving a message from that buffer. (It is helpful to think of internal Fortran files or `sscanf` in C, for a similar function.)

Several messages can be successively packed into one **packing unit**. This is effected by several successive **related** calls to `MPI_PACK`, where the first call provides `position = 0`, and each successive call inputs the value of `position` that was output by the previous call, and the same values for `outbuf`, `outcount` and `comm`. This packing unit now contains the equivalent information that would have been stored in a message by one `send` call with a `send` buffer that is the “concatenation” of the individual `send` buffers.

A packing unit can be sent using type `MPI_PACKED`. Any point to point or collective communication function can be used to move the sequence of bytes that forms the packing unit from one process to another. This packing unit can now be received using any receive operation, with any datatype: the type matching rules are relaxed for messages sent with type `MPI_PACKED`.

A message sent with any type (including `MPI_PACKED`) can be received using the type `MPI_PACKED`. Such a message can then be unpacked by calls to `MPI_UNPACK`.

A packing unit (or a message created by a regular, “typed” `send`) can be unpacked into several successive messages. This is effected by several successive **related** calls to `MPI_UNPACK`, where the first call provides `position = 0`, and each successive call inputs the value of `position` that was output by the previous call, and the same values for `inbuf`, `insize` and `comm`.

The concatenation of two packing units is not necessarily a packing unit; nor is a substring of a packing unit necessarily a packing unit. Thus, one cannot concatenate two packing units and then unpack the result as one packing unit; nor can one unpack a substring of a packing unit as a separate packing unit. Each packing unit, that was created by a **related** sequence of `pack` calls, or by a regular `send`, must be unpacked as a unit, by a sequence of **related** `unpack` calls.

*Rationale.* The restriction on “atomic” packing and unpacking of packing units allows the implementation to add at the head of packing units additional information, such as a description of the sender architecture (to be used for type conversion, in a heterogeneous environment) (*End of rationale.*)

The following call allows the user to find out how much space is needed to pack a message and, thus, manage space allocation for buffers.

```

1 MPI_PACK_SIZE(incount, datatype, comm, size)
2     IN      incount          count argument to packing call (non-negative integer)
3     IN      datatype        datatype argument to packing call (handle)
4     IN      comm            communicator argument to packing call (handle)
5     OUT     size            upper bound on size of packed message, in bytes (non-
6                             negative integer)
7
8
9

```

```

10 int MPI_Pack_size(int incount, MPI_Datatype datatype, MPI_Comm comm,
11                  int *size)
12

```

```

13 MPI_PACK_SIZE(INCOUNT, DATATYPE, COMM, SIZE, IERROR)
14 INTEGER INCOUNT, DATATYPE, COMM, SIZE, IERROR
15

```

```

16 {int MPI::Datatype::Pack_size(int incount, const MPI::Comm& comm)
17     const(binding deprecated, see Section 15.2) }
18

```

A call to `MPI_PACK_SIZE(incount, datatype, comm, size)` returns in `size` an upper bound on the increment in position that is effected by a call to `MPI_PACK(inbuf, incount, datatype, outbuf, outcount, position, comm)`.

*Rationale.* The call returns an upper bound, rather than an exact bound, since the exact amount of space needed to pack the message may depend on the context (e.g., first message packed in a packing unit may take more space). (*End of rationale.*)

**Example 4.21** An example using `MPI_PACK`.

```

27 int      position, i, j, a[2];
28 char     buff[1000];
29
30 MPI_Comm_rank(MPI_COMM_WORLD, &myrank);
31 if (myrank == 0)
32 {
33     /* SENDER CODE */
34
35     position = 0;
36     MPI_Pack(&i, 1, MPI_INT, buff, 1000, &position, MPI_COMM_WORLD);
37     MPI_Pack(&j, 1, MPI_INT, buff, 1000, &position, MPI_COMM_WORLD);
38     MPI_Send( buff, position, MPI_PACKED, 1, 0, MPI_COMM_WORLD);
39 }
40 else /* RECEIVER CODE */
41     MPI_Recv( a, 2, MPI_INT, 0, 0, MPI_COMM_WORLD);
42
43

```

**Example 4.22** An elaborate example.

```
int    position, i;
float  a[1000];
char   buff[1000];

MPI_Comm_rank(MPI_Comm_world, &myrank);
if (myrank == 0)
{
    /* SENDER CODE */

    int len[2];
    MPI_Aint disp[2];
    MPI_Datatype type[2], newtype;

    /* build datatype for i followed by a[0]...a[i-1] */

    len[0] = 1;
    len[1] = i;
    MPI_Address( &i, disp);
    MPI_Address( a, disp+1);
    type[0] = MPI_INT;
    type[1] = MPI_FLOAT;
    MPI_Type_struct( 2, len, disp, type, &newtype);
    MPI_Type_commit( &newtype);

    /* Pack i followed by a[0]...a[i-1]*/

    position = 0;
    MPI_Pack( MPI_BOTTOM, 1, newtype, buff, 1000, &position, MPI_COMM_WORLD);

    /* Send */

    MPI_Send( buff, position, MPI_PACKED, 1, 0,
              MPI_COMM_WORLD);

    /* *****
       One can replace the last three lines with
       MPI_Send( MPI_BOTTOM, 1, newtype, 1, 0, MPI_COMM_WORLD);
       ***** */
}
else if (myrank == 1)
{
    /* RECEIVER CODE */

    MPI_Status status;

    /* Receive */

    MPI_Recv( buff, 1000, MPI_PACKED, 0, 0, MPI_COMM_WORLD, &status);
```

```

1
2  /* Unpack i */
3
4  position = 0;
5  MPI_Unpack(buff, 1000, &position, &i, 1, MPI_INT, MPI_COMM_WORLD);
6
7  /* Unpack a[0]...a[i-1] */
8  MPI_Unpack(buff, 1000, &position, a, i, MPI_FLOAT, MPI_COMM_WORLD);
9  }
10

```

**Example 4.23** Each process sends a count, followed by count characters to the root; the root concatenates all characters into one string.

```

11
12
13
14  int  count, gsize, counts[64], totalcount, k1, k2, k,
15      displs[64], position, concat_pos;
16  char chr[100], *lbuf, *rbuf, *cbuf;
17
18  MPI_Comm_size(comm, &gsize);
19  MPI_Comm_rank(comm, &myrank);
20
21      /* allocate local pack buffer */
22  MPI_Pack_size(1, MPI_INT, comm, &k1);
23  MPI_Pack_size(count, MPI_CHAR, comm, &k2);
24  k = k1+k2;
25  lbuf = (char *)malloc(k);
26
27      /* pack count, followed by count characters */
28  position = 0;
29  MPI_Pack(&count, 1, MPI_INT, lbuf, k, &position, comm);
30  MPI_Pack(chr, count, MPI_CHAR, lbuf, k, &position, comm);
31
32  if (myrank != root) {
33      /* gather at root sizes of all packed messages */
34      MPI_Gather( &position, 1, MPI_INT, NULL, 0,
35                MPI_DATATYPE_NULL, root, comm);
36
37      /* gather at root packed messages */
38      MPI_Gatherv( lbuf, position, MPI_PACKED, NULL,
39                 NULL, NULL, NULL, root, comm);
40
41  } else { /* root code */
42      /* gather sizes of all packed messages */
43      MPI_Gather( &position, 1, MPI_INT, counts, 1,
44                MPI_INT, root, comm);
45
46      /* gather all packed messages */
47      displs[0] = 0;
48      for (i=1; i < gsize; i++)

```

```

    displs[i] = displs[i-1] + counts[i-1];
totalcount = displs[gsize-1] + counts[gsize-1];
rbuf = (char *)malloc(totalcount);
cbuf = (char *)malloc(totalcount);
MPI_Gatherv( lbuf, position, MPI_PACKED, rbuf,
             counts, displs, MPI_PACKED, root, comm);

    /* unpack all messages and concatenate strings */
concat_pos = 0;
for (i=0; i < gsize; i++) {
    position = 0;
    MPI_Unpack( rbuf+displs[i], totalcount-displs[i],
               &position, &count, 1, MPI_INT, comm);
    MPI_Unpack( rbuf+displs[i], totalcount-displs[i],
               &position, cbuf+concat_pos, count, MPI_CHAR, comm);
    concat_pos += count;
}
cbuf[concat_pos] = '\0';
}

```

### 4.3 Canonical MPI\_PACK and MPI\_UNPACK

These functions read/write data to/from the buffer in the “external32” data format specified in Section 13.5.2, and calculate the size needed for packing. Their first arguments specify the data format, for future extensibility, but currently the only valid value of the `datarep` argument is “external32.”

*Advice to users.* These functions could be used, for example, to send typed data in a portable format from one MPI implementation to another. (*End of advice to users.*)

The buffer will contain exactly the packed data, without headers. `MPI_BYTE` should be used to send and receive data that is packed using `MPI_PACK_EXTERNAL`.

*Rationale.* `MPI_PACK_EXTERNAL` specifies that there is no header on the message and further specifies the exact format of the data. Since `MPI_PACK` may (and is allowed to) use a header, the datatype `MPI_PACKED` cannot be used for data packed with `MPI_PACK_EXTERNAL`. (*End of rationale.*)

```

1 MPI_PACK_EXTERNAL(datarep, inbuf, incount, datatype, outbuf, outsize, position )
2     IN      datarep                data representation (string)
3     IN      inbuf                  input buffer start (choice)
4     IN      incount                number of input data items (integer)
5     IN      datatype               datatype of each input data item (handle)
6     OUT     outbuf                 output buffer start (choice)
7     IN      outsize                output buffer size, in bytes (integer)
8     INOUT   position              current position in buffer, in bytes (integer)
9
10
11
12
13 int MPI_Pack_external(char *datarep, void *inbuf, int incount,
14                     MPI_Datatype datatype, void *outbuf, MPI_Aint outsize,
15                     MPI_Aint *position)
16 MPI_PACK_EXTERNAL(DATAREP, INBUF, INCOUNT, DATATYPE, OUTBUF, OUTSIZE,
17                   POSITION, IERROR)
18     INTEGER INCOUNT, DATATYPE, IERROR
19     INTEGER(KIND=MPI_ADDRESS_KIND) OUTSIZE, POSITION
20     CHARACTER*(*) DATAREP
21     <type> INBUF(*), OUTBUF(*)
22
23 {void MPI::Datatype::Pack_external(const char* datarep, const void* inbuf,
24     int incount, void* outbuf, MPI::Aint outsize,
25     MPI::Aint& position) const(binding deprecated, see Section 15.2) }
26
27
28 MPI_UNPACK_EXTERNAL(datarep, inbuf, insize, position, outbuf, outsize, position )
29     IN      datarep                data representation (string)
30     IN      inbuf                  input buffer start (choice)
31     IN      insize                 input buffer size, in bytes (integer)
32     INOUT   position              current position in buffer, in bytes (integer)
33     OUT     outbuf                 output buffer start (choice)
34     IN      outcount              number of output data items (integer)
35     IN      datatype               datatype of output data item (handle)
36
37
38
39
40 int MPI_Unpack_external(char *datarep, void *inbuf, MPI_Aint insize,
41                       MPI_Aint *position, void *outbuf, int outcount,
42                       MPI_Datatype datatype)
43 MPI_UNPACK_EXTERNAL(DATAREP, INBUF, INSIZE, POSITION, OUTBUF, OUTCOUNT,
44                   DATATYPE, IERROR)
45     INTEGER OUTCOUNT, DATATYPE, IERROR
46     INTEGER(KIND=MPI_ADDRESS_KIND) INSIZE, POSITION
47     CHARACTER*(*) DATAREP
48     <type> INBUF(*), OUTBUF(*)

```

```

{void MPI::Datatype::Unpack_external(const char* datarep,           1
    const void* inbuf, MPI::Aint insize, MPI::Aint& position,      2
    void* outbuf, int outcount) const (binding deprecated, see    3
    Section 15.2) }                                             4
                                                                    5
                                                                    6
MPI_PACK_EXTERNAL_SIZE( datarep, incount, datatype, size )      7
                                                                    8
    IN      datarep      data representation (string)           9
    IN      incount     number of input data items (integer)   10
    IN      datatype    datatype of each input data item (handle) 11
    OUT     size        output buffer size, in bytes (integer)  12
                                                                    13
                                                                    14
int MPI_Pack_external_size(char *datarep, int incount,          15
    MPI_Datatype datatype, MPI_Aint *size)                      16
                                                                    17
MPI_PACK_EXTERNAL_SIZE(DATAREP, INCOUNT, DATATYPE, SIZE, IERROR) 18
    INTEGER INCOUNT, DATATYPE, IERROR                          19
    INTEGER(KIND=MPI_ADDRESS_KIND) SIZE                       20
    CHARACTER*(*) DATAREP                                     21
                                                                    22
{MPI::Aint MPI::Datatype::Pack_external_size(const char* datarep, 23
    int incount) const(binding deprecated, see Section 15.2) }  24
                                                                    25
                                                                    26
                                                                    27
                                                                    28
                                                                    29
                                                                    30
                                                                    31
                                                                    32
                                                                    33
                                                                    34
                                                                    35
                                                                    36
                                                                    37
                                                                    38
                                                                    39
                                                                    40
                                                                    41
                                                                    42
                                                                    43
                                                                    44
                                                                    45
                                                                    46
                                                                    47
                                                                    48

```

1  
2  
3  
4  
5  
6  
7  
8  
9  
10  
11  
12  
13  
14  
15  
16  
17  
18  
19  
20  
21  
22  
23  
24  
25  
26  
27  
28  
29  
30  
31  
32  
33  
34  
35  
36  
37  
38  
39  
40  
41  
42  
43  
44  
45  
46  
47  
48



# Chapter 5

## Collective Communication

### 5.1 Introduction and Overview

Collective communication is defined as communication that involves a group or groups of processes. The functions of this type provided by MPI are the following:

- **MPI\_BARRIER**, **MPI\_IBARRIER**: Barrier synchronization across all members of a group (Section 5.3 and Section 5.12.1).
- **MPI\_BCAST**, **MPI\_IBCAST**: Broadcast from one member to all members of a group (Section 5.4 and Section 5.12.2). This is shown as “broadcast” in Figure 5.1.
- **MPI\_GATHER**, **MPI\_IGATHER**, **MPI\_GATHERV**, **MPI\_IGATHERV**: Gather data from all members of a group to one member (Section 5.5 and Section 5.12.3). This is shown as “gather” in Figure 5.1.
- **MPI\_SCATTER**, **MPI\_ISCATTER**, **MPI\_SCATTERV**, **MPI\_ISCATTERV**: Scatter data from one member to all members of a group (Section 5.6 and Section 5.12.4). This is shown as “scatter” in Figure 5.1.
- **MPI\_ALLGATHER**, **MPI\_IALLGATHER**, **MPI\_ALLGATHERV**, **MPI\_IALLGATHERV**: A variation on Gather where all members of a group receive the result (Section 5.7 and Section 5.12.5). This is shown as “allgather” in Figure 5.1.
- **MPI\_ALLTOALL**, **MPI\_IALLTOALL**, **MPI\_ALLTOALLV**, **MPI\_IALLTOALLV**, **MPI\_ALLTOALLW**, **MPI\_IALLTOALLW**: Scatter/Gather data from all members to all members of a group (also called complete exchange) (Section 5.8 and Section 5.12.6). This is shown as “complete exchange” in Figure 5.1.
- **MPI\_ALLREDUCE**, **MPI\_IALLREDUCE**, **MPI\_REDUCE**, **MPI\_IREDUCE**: Global reduction operations such as sum, max, min, or user-defined functions, where the result is returned to all members of a group (Section 5.9.6 and Section 5.12.8) and a variation where the result is returned to only one member (Section 5.9 and Section 5.12.7).
- **MPI\_REDUCE\_SCATTER\_BLOCK**, **MPI\_IREDUCE\_SCATTER\_BLOCK**, **MPI\_REDUCE\_SCATTER**, **MPI\_IREDUCE\_SCATTER**: A combined reduction and scatter operation (Section 5.10, Section 5.12.9, and Section 5.12.10).

- `MPI_SCAN`, `MPI_ISCAN`, `MPI_EXSCAN`, `MPI_IEXSCAN`: Scan across all members of a group (also called prefix) (Section 5.11, Section 5.11.2, Section 5.12.11, and Section 5.12.12).

ticket109.  
ticket109.  
ticket109.

One of the key arguments in a call to a collective routine is a communicator that defines the group or groups of participating processes and provides a context for the operation. This is discussed further in Section 5.2. The syntax and semantics of the collective operations are defined to be consistent with the syntax and semantics of the point-to-point operations. Thus, general datatypes are allowed and must match between sending and receiving processes as specified in Chapter 4. Several collective routines such as broadcast and gather have a single originating or receiving process. Such a process is called the *root*. Some arguments in the collective functions are specified as “significant only at root,” and are ignored for all participants except the root. The reader is referred to Chapter 4 for information concerning communication buffers, general datatypes and type matching rules, and to Chapter 6 for information on how to define groups and create communicators.

The type-matching conditions for the collective operations are more strict than the corresponding conditions between sender and receiver in point-to-point. Namely, for collective operations, the amount of data sent must exactly match the amount of data specified by the receiver. Different type maps (the layout in memory, see Section 4.1) between sender and receiver are still allowed.

Collective [routine calls]operations can (but are not required to) [return]complete as soon as [their]the caller’s participation in the collective communication is [complete]finished. A blocking operation is complete as soon as the call returns. A nonblocking (immediate) call requires a separate completion call (cf. Section 3.7). The completion of a [call]collective operation indicates that the caller is [now] free to modify locations in the communication buffer. It does not indicate that other processes in the group have completed or even started the operation (unless otherwise implied by the description of the operation). [Thus, a collective communication call may, or may not, have the effect of synchronizing all calling processes. This statement excludes, of course, the barrier function]Thus, a collective communication operation may, or may not, have the effect of synchronizing all calling processes. This statement excludes, of course, the barrier operation.

Collective communication calls may use the same communicators as point-to-point communication; MPI guarantees that messages generated on behalf of collective communication calls will not be confused with messages generated by point-to-point communication. The collective operations do not have a message tag argument. A more detailed discussion of correct use of collective routines is found in Section 5.13.

*Rationale.* The equal-data restriction (on type matching) was made so as to avoid the complexity of providing a facility analogous to the status argument of `MPI_RECV` for discovering the amount of data sent. Some of the collective routines would require an array of status values.

The statements about synchronization are made so as to allow a variety of implementations of the collective functions.

[The collective operations do not accept a message tag argument. If future revisions of MPI define nonblocking collective functions, then tags (or a similar mechanism) might need to be added so as to allow the dis-ambiguation of multiple, pending, collective operations.] (*End of rationale.*)

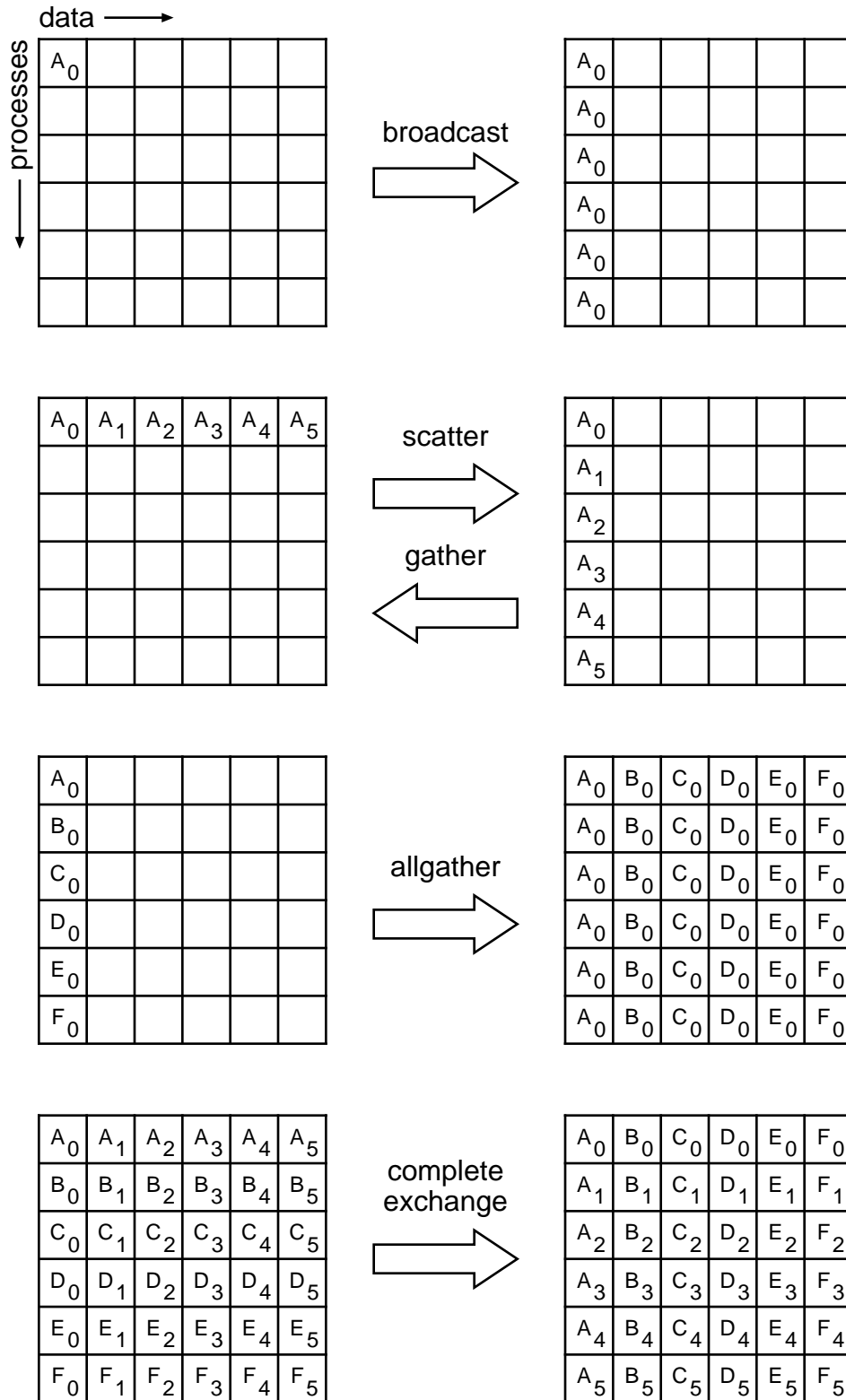


Figure 5.1: Collective move functions illustrated for a group of six processes. In each case, each row of boxes represents data locations in one process. Thus, in the broadcast, initially just the first process contains the data  $A_0$ , but after the broadcast all processes contain it.

1  
2  
3  
4  
5  
6  
7  
8  
9  
10  
11  
12  
13  
14  
15  
16  
17  
18  
19  
20  
21  
22  
23  
24  
25  
26  
27  
28  
29  
30  
31  
32  
33  
34  
35  
36  
37  
38  
39  
40  
41  
42  
43  
44  
45  
46  
47  
48

1 *Advice to users.* It is dangerous to rely on synchronization side-effects of the col-  
 2 lective operations for program correctness. For example, even though a particular  
 3 implementation may provide a broadcast routine with a side-effect of synchroniza-  
 4 tion, the standard does not require this, and a program that relies on this will not be  
 5 portable.

6 On the other hand, a correct, portable program must allow for the fact that a collective  
 7 call *may* be synchronizing. Though one cannot rely on any synchronization side-effect,  
 8 one must program so as to allow it. These issues are discussed further in Section 5.13.  
 9 (*End of advice to users.*)

10  
 11 *Advice to implementors.* While vendors may write optimized collective routines  
 12 matched to their architectures, a complete library of the collective communication  
 13 routines can be written entirely using the MPI point-to-point communication func-  
 14 tions and a few auxiliary functions. If implementing on top of point-to-point, a hidden,  
 15 special communicator might be created for the collective operation so as to avoid inter-  
 16 ference with any on-going point-to-point communication at the time of the collective  
 17 call. This is discussed further in Section 5.13. (*End of advice to implementors.*)

18 Many of the descriptions of the collective routines provide illustrations in terms of  
 19 blocking MPI point-to-point routines. These are intended solely to indicate what data is  
 20 sent or received by what process. Many of these examples are *not* correct MPI programs;  
 21 for purposes of simplicity, they often assume infinite buffering.

## 22 23 24 5.2 Communicator Argument

25  
 26 The key concept of the collective functions is to have a group or groups of participating  
 27 processes. The routines do not have group identifiers as explicit arguments. Instead, there  
 28 is a communicator argument. Groups and communicators are discussed in full detail in  
 29 Chapter 6. For the purposes of this chapter, it is sufficient to know that there are two types  
 30 of communicators: *intra-communicators* and *inter-communicators*. An intracommunicator  
 ticket109. 31 can be thought of as an i[n]dentifier for a single group of processes linked with a context.  
 32 An intercommunicator identifies two distinct groups of processes linked with a context.

### 33 34 5.2.1 Specifics for Intracommunicator Collective Operations

35 All processes in the group identified by the intracommunicator must call the collective  
 36 routine.

37 In many cases, collective communication can occur “in place” for intracommunicators,  
 38 with the output buffer being identical to the input buffer. This is specified by providing  
 39 a special argument value, MPI\_IN\_PLACE, instead of the send buffer or the receive buffer  
 40 argument, depending on the operation performed.

41  
 42 *Rationale.* The “in place” operations are provided to reduce unnecessary memory  
 43 motion by both the MPI implementation and by the user. Note that while the simple  
 44 check of testing whether the send and receive buffers have the same address will  
 45 work for some cases (e.g., MPI\_ALLREDUCE), they are inadequate in others (e.g.,  
 46 MPI\_GATHER, with root not equal to zero). Further, Fortran explicitly prohibits  
 47 aliasing of arguments; the approach of using a special value to denote “in place”  
 48 operation eliminates that difficulty. (*End of rationale.*)

*Advice to users.* By allowing the “in place” option, the receive buffer in many of the collective calls becomes a send-and-receive buffer. For this reason, a Fortran binding that includes INTENT must mark these as INOUT, not OUT.

Note that MPI\_IN\_PLACE is a special kind of value; it has the same restrictions on its use that MPI\_BOTTOM has. [ [Some intracommunicator collective operations do not support the “in place” option \(e.g., MPI\\_ALLTOALLV\)](#).] (*End of advice to users.*)

## 5.2.2 Applying Collective Operations to Intercommunicators

To understand how collective operations apply to intercommunicators, we can view most MPI intracommunicator collective operations as fitting one of the following categories (see, for instance, [48]):

**All-To-All** All processes contribute to the result. All processes receive the result.

- MPI\_ALLGATHER, MPI\_IALLGATHER, MPI\_ALLGATHERV, MPI\_IALLGATHERV
- MPI\_ALLTOALL, MPI\_IALLTOALL, MPI\_ALLTOALLV, MPI\_IALLTOALLV, MPI\_ALLTOALLW, MPI\_IALLTOALLW
- MPI\_ALLREDUCE, MPI\_IALLREDUCE, MPI\_REDUCE\_SCATTER\_BLOCK, MPI\_IREDUCE\_SCATTER\_BLOCK, MPI\_REDUCE\_SCATTER, MPI\_IREDUCE\_SCATTER
- MPI\_BARRIER, MPI\_IBARRIER

**All-To-One** All processes contribute to the result. One process receives the result.

- MPI\_GATHER, MPI\_IGATHER, MPI\_GATHERV, MPI\_IGATHERV
- MPI\_REDUCE, MPI\_IREDUCE

**One-To-All** One process contributes to the result. All processes receive the result.

- MPI\_BCAST, MPI\_IBCAST
- MPI\_SCATTER, MPI\_ISCATTER, MPI\_SCATTERV, MPI\_ISCATTERV

**Other** Collective operations that do not fit into one of the above categories.

- MPI\_SCAN, MPI\_ISCAN, MPI\_EXSCAN, MPI\_IEXSCAN

The data movement patterns of MPI\_SCAN, MPI\_ISCAN [and], MPI\_EXSCAN, and MPI\_IEXSCAN do not fit this taxonomy.

The application of collective communication to intercommunicators is best described in terms of two groups. For example, an all-to-all MPI\_ALLGATHER operation can be described as collecting data from all members of one group with the result appearing in all members of the other group (see Figure 5.2). As another example, a one-to-all MPI\_BCAST operation sends data from one member of one group to all members of the other group. Collective computation operations such as MPI\_REDUCE\_SCATTER have a similar interpretation (see Figure 5.3). For intracommunicators, these two groups are the same. For intercommunicators, these two groups are distinct. For the all-to-all operations, each such operation is described in two phases, so that it has a symmetric, full-duplex behavior.

The following collective operations also apply to intercommunicators:

- ticket109. 1       • MPI\_BARRIER, MPI\_IBARRIER
- ticket109. 2
- ticket109. 3       • MPI\_BCAST, MPI\_IBCAST
- ticket109. 4
- ticket109. 5       • MPI\_GATHER, MPI\_IGATHER, MPI\_GATHERV, MPI\_IGATHERV,
- ticket109. 6       • MPI\_SCATTER, MPI\_ISCATTER, MPI\_SCATTERV, MPI\_ISCATTERV,
- ticket109. 7       • MPI\_ALLGATHER, MPI\_IALLGATHER, MPI\_ALLGATHERV, MPI\_IALLGATHERV,
- ticket109. 8       • MPI\_ALLTOALL, MPI\_IALLTOALL, MPI\_ALLTOALLV, MPI\_IALLTOALLV,
- ticket109. 9       • MPI\_ALLTOALLW, MPI\_IALLTOALLW,
- ticket109. 10
- ticket109. 11
- ticket109. 12       • MPI\_ALLREDUCE, MPI\_IALLREDUCE, MPI\_REDUCE, MPI\_IREDUCE,
- ticket109. 13       • MPI\_REDUCE\_SCATTER\_BLOCK, MPI\_IREDUCE\_SCATTER\_BLOCK,
- ticket109. 14       • MPI\_REDUCE\_SCATTER, MPI\_IREDUCE\_SCATTER.
- ticket109. 15
- ticket109. 16

In C++, the bindings for these functions are in the `MPI::Comm` class. However, since the collective operations do not make sense on a C++ `MPI::Comm` (as it is neither an intercommunicator nor an intracommunicator), the functions are all pure virtual.

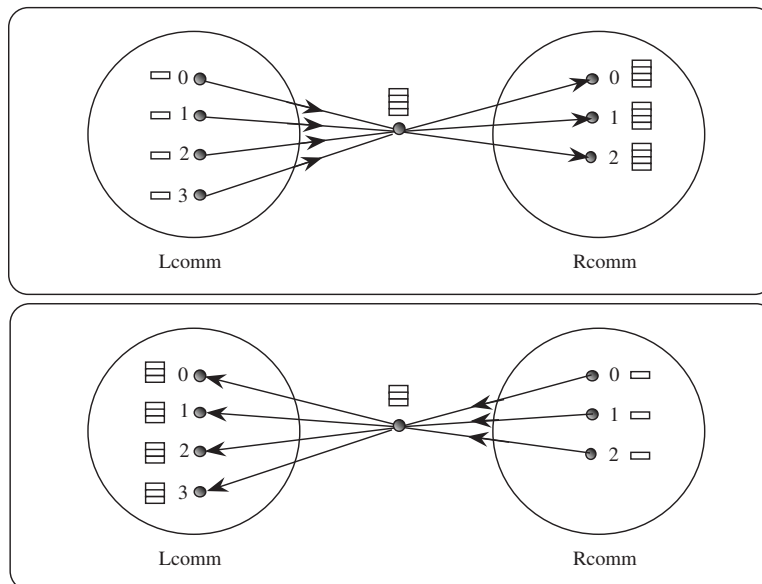


Figure 5.2: Intercommunicator allgather. The focus of data to one process is represented, not mandated by the semantics. The two phases do allgathers in both directions.

### 5.2.3 Specifics for Intercommunicator Collective Operations

All processes in both groups identified by the intercommunicator must call the collective routine.

Note that the “in place” option for intracommunicators does not apply to intercommunicators since in the intercommunicator case there is no communication from a process to itself.

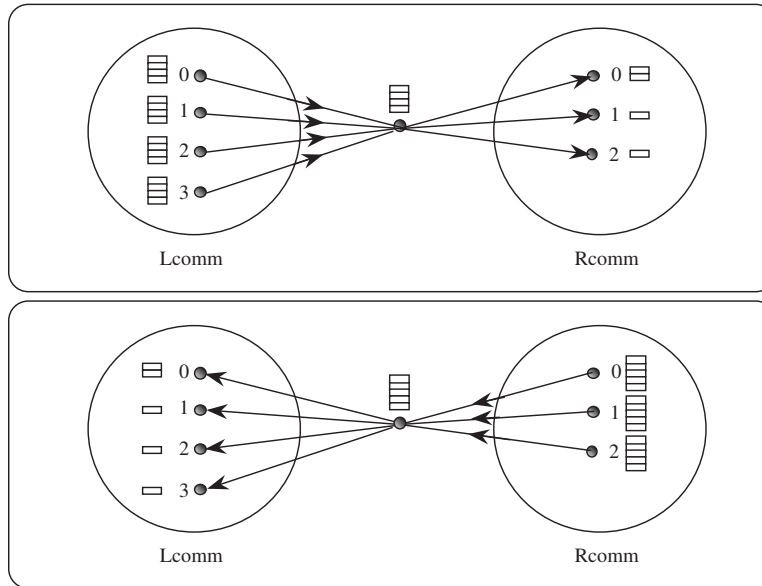


Figure 5.3: Intercommunicator reduce-scatter. The focus of data to one process is represented, not mandated by the semantics. The two phases do reduce-scatters in both directions.

For intercommunicator collective communication, if the operation is in the All-To-One or One-To-All categories, then the transfer is unidirectional. The direction of the transfer is indicated by a special value of the root argument. In this case, for the group containing the root process, all processes in the group must call the routine using a special argument for the root. For this, the root process uses the special root value `MPI_ROOT`; all other processes in the same group as the root use `MPI_PROC_NULL`. All processes in the other group (the group that is the remote group relative to the root process) must call the collective routine and provide the rank of the root. If the operation is in the All-To-All category, then the transfer is bidirectional.

*Rationale.* Operations in the All-To-One and One-To-All categories are unidirectional by nature, and there is a clear way of specifying direction. Operations in the All-To-All category will often occur as part of an exchange, where it makes sense to communicate in both directions at once. (*End of rationale.*)

### 5.3 Barrier Synchronization

`MPI_BARRIER(comm)`

IN            `comm`                                    communicator (handle)

`int MPI_Barrier(MPI_Comm comm)`

`MPI_BARRIER(COMM, IERROR)`

INTEGER `COMM`, `IERROR`

```
1 {void MPI::Comm::Barrier() const = 0(binding deprecated, see Section 15.2) }
```

2  
3 If `comm` is an intracommunicator, `MPI_BARRIER` blocks the caller until all group mem-  
4 bers have called it. The call returns at any process only after all group members have entered  
5 the call.

6 If `comm` is an intercommunicator, `MPI_BARRIER` involves two groups. The call returns  
7 at processes in one group (group A) of the intercommunicator only after all members of the  
8 other group (group B) have entered the call (and vice versa). A process may return from  
9 the call before all processes in its own group have entered the call.

## 11 5.4 Broadcast

```
14 MPI_BCAST(buffer, count, datatype, root, comm)
```

16	INOUT	buffer	starting address of buffer (choice)
17	IN	count	number of entries in buffer (non-negative integer)
18	IN	datatype	data type of buffer (handle)
19	IN	root	rank of broadcast root (integer)
20	IN	comm	communicator (handle)

```
23 int MPI_Bcast(void* buffer, int count, MPI_Datatype datatype, int root,  
24 MPI_Comm comm)
```

```
26 MPI_BCAST(BUFFER, COUNT, DATATYPE, ROOT, COMM, IERROR)  
27 <type> BUFFER(*)  
28 INTEGER COUNT, DATATYPE, ROOT, COMM, IERROR
```

```
29 {void MPI::Comm::Bcast(void* buffer, int count,  
30 const MPI::Datatype& datatype, int root) const = 0(binding  
31 deprecated, see Section 15.2) }
```

33 If `comm` is an intracommunicator, `MPI_BCAST` broadcasts a message from the process  
34 with rank `root` to all processes of the group, itself included. It is called by all members of  
35 the group using the same arguments for `comm` and `root`. On return, the content of `root`'s  
36 buffer is copied to all other processes.

37 General, derived datatypes are allowed for `datatype`. The type signature of `count`,  
38 `datatype` on any process must be equal to the type signature of `count`, `datatype` at the root.  
39 This implies that the amount of data sent must be equal to the amount received, pairwise  
40 between each process and the root. `MPI_BCAST` and all other data-movement collective  
41 routines make this restriction. Distinct type maps between sender and receiver are still  
42 allowed.

43 The “in place” option is not meaningful here.

44 If `comm` is an intercommunicator, then the call involves all processes in the intercom-  
45 municator, but with one group (group A) defining the root process. All processes in the  
46 other group (group B) pass the same value in argument `root`, which is the rank of the root  
47 in group A. The root passes the value `MPI_ROOT` in `root`. All other processes in group A  
48 pass the value `MPI_PROC_NULL` in `root`. Data is broadcast from the root to all processes



in group B. The buffer arguments of the processes in group B must be consistent with the buffer argument of the root.

#### 5.4.1 Example using MPI\_BCAST

The examples in this section use intracommunicators.

##### Example 5.1

Broadcast 100 ints from process 0 to every process in the group.

```
MPI_Comm comm;
int array[100];
int root=0;
...
MPI_Bcast(array, 100, MPI_INT, root, comm);
```

As in many of our example code fragments, we assume that some of the variables (such as `comm` in the above) have been assigned appropriate values.

## 5.5 Gather

`MPI_GATHER(sendbuf, sendcount, sendtype, recvbuf, recvcount, recvtype, root, comm)`

IN	sendbuf	starting address of send buffer (choice)
IN	sendcount	number of elements in send buffer (non-negative integer)
IN	sendtype	data type of send buffer elements (handle)
OUT	recvbuf	address of receive buffer (choice, significant only at root)
IN	recvcount	number of elements for any single receive (non-negative integer, significant only at root)
IN	recvtype	data type of recv buffer elements (significant only at root) (handle)
IN	root	rank of receiving process (integer)
IN	comm	communicator (handle)

```
int MPI_Gather(void* sendbuf, int sendcount, MPI_Datatype sendtype,
              void* recvbuf, int recvcount, MPI_Datatype recvtype, int root,
              MPI_Comm comm)
```

```
MPI_GATHER(SENDBUF, SENDCOUNT, SENDTYPE, RECVBUF, RECVCOUNT, RECVTYPE,
           ROOT, COMM, IERROR)
<type> SENDBUF(*), RECVBUF(*)
INTEGER SENDCOUNT, SENDTYPE, RECVCOUNT, RECVTYPE, ROOT, COMM, IERROR
```

```

1 {void MPI::Comm::Gather(const void* sendbuf, int sendcount, const
2     MPI::Datatype& sendtype, void* recvbuf, int recvcount,
3     const MPI::Datatype& recvttype, int root) const = 0(binding
4     deprecated, see Section 15.2) }

```

If `comm` is an intracommunicator, each process (root process included) sends the contents of its send buffer to the root process. The root process receives the messages and stores them in rank order. The outcome is *as if* each of the `n` processes in the group (including the root process) had executed a call to

```
MPI_Send(sendbuf, sendcount, sendtype, root, ...),
```

and the root had executed `n` calls to

```
MPI_Recv(recvbuf + i · recvcount · extent(recvttype), recvcount, recvttype, i, ...),
```

where `extent(recvttype)` is the type extent obtained from a call to `MPI_Type_get_extent()`.

An alternative description is that the `n` messages sent by the processes in the group are concatenated in rank order, and the resulting message is received by the root as if by a call to `MPI_RECV(recvbuf, recvcount·n, recvttype, ...)`.

The receive buffer is ignored for all non-root processes.

General, derived datatypes are allowed for both `sendtype` and `recvttype`. The type signature of `sendcount`, `sendtype` on each process must be equal to the type signature of `recvcount`, `recvttype` at the root. This implies that the amount of data sent must be equal to the amount of data received, pairwise between each process and the root. Distinct type maps between sender and receiver are still allowed.

All arguments to the function are significant on process `root`, while on other processes, only arguments `sendbuf`, `sendcount`, `sendtype`, `root`, and `comm` are significant. The arguments `root` and `comm` must have identical values on all processes.

The specification of counts and types should not cause any location on the root to be written more than once. Such a call is erroneous.

Note that the `recvcount` argument at the root indicates the number of items it receives from *each* process, not the total number of items it receives.

The “in place” option for intracommunicators is specified by passing `MPI_IN_PLACE` as the value of `sendbuf` at the root. In such a case, `sendcount` and `sendtype` are ignored, and the contribution of the root to the gathered vector is assumed to be already in the correct place in the receive buffer.

If `comm` is an intercommunicator, then the call involves all processes in the intercommunicator, but with one group (group A) defining the root process. All processes in the other group (group B) pass the same value in argument `root`, which is the rank of the root in group A. The root passes the value `MPI_ROOT` in `root`. All other processes in group A pass the value `MPI_PROC_NULL` in `root`. Data is gathered from all processes in group B to the root. The send buffer arguments of the processes in group B must be consistent with the receive buffer argument of the root.

```

MPI_GATHERV(sendbuf, sendcount, sendtype, recvbuf, recvcoun, displs, recvtype, root,
            comm)
1
2
IN    sendbuf          starting address of send buffer (choice)
3
IN    sendcount        number of elements in send buffer (non-negative integer)
4
5
IN    sendtype         data type of send buffer elements (handle)
6
OUT   recvbuf          address of receive buffer (choice, significant only at root)
7
8
IN    recvcoun         non-negative integer array (of length group size) containing
9
10   the number of elements that are received from each process (significant only at root)
11
12   the number of elements that are received from each process (significant only at root)
13
IN    displs           integer array (of length group size). Entry i specifies
14
15   the displacement relative to recvbuf at which to place the incoming data from process i
16
17   (significant only at root)
18
IN    recvtype         data type of recv buffer elements (significant only at root) (handle)
19
20
IN    root             rank of receiving process (integer)
21
IN    comm             communicator (handle)
22
23
int MPI_Gatherv(void* sendbuf, int sendcount, MPI_Datatype sendtype,
                void* recvbuf, int *recvcoun, int *displs,
                MPI_Datatype recvtype, int root, MPI_Comm comm)
24
25
26
MPI_GATHERV(SENDBUF, SENDCOUNT, SENDTYPE, RECVBUF, RECVCOUN, DISPLS,
            RECVTYPE, ROOT, COMM, IERROR)
27
28
<type> SENDBUF(*), RECVBUF(*)
29
30
INTEGER SENDCOUNT, SENDTYPE, RECVCOUNS(*), DISPLS(*), RECVTYPE, ROOT,
31
32
COMM, IERROR
33
{void MPI::Comm::Gatherv(const void* sendbuf, int sendcount, const
                        MPI::Datatype& sendtype, void* recvbuf,
                        const int recvcoun[], const int displs[],
                        const MPI::Datatype& recvtype, int root) const = 0(binding
                        deprecated, see Section 15.2) }
34
35
36
37
38
MPI_GATHERV extends the functionality of MPI_GATHER by allowing a varying count
39
of data from each process, since recvcoun is now an array. It also allows more flexibility
40
as to where the data is placed on the root, by providing the new argument, displs.
41
If comm is an intracommunicator, the outcome is as if each process, including the root
42
process, sends a message to the root,
43
44
MPI_Send(sendbuf, sendcount, sendtype, root, ...),
45
and the root executes n receives,
46
47
MPI_Recv(recvbuf + displs[j] * extent(recvtype), recvcoun[j], recvtype, i, ...).
48

```

1 The data received from process  $j$  is placed into `recvbuf` of the root process beginning at  
 2 offset `displs[j]` elements (in terms of the `recvtype`).

3 The receive buffer is ignored for all non-root processes.

4 The type signature implied by `sendcount`, `sendtype` on process  $i$  must be equal to the  
 5 type signature implied by `recvcounts[i]`, `recvtype` at the root. This implies that the amount  
 6 of data sent must be equal to the amount of data received, pairwise between each process  
 7 and the root. Distinct type maps between sender and receiver are still allowed, as illustrated  
 8 in Example 5.6.

9 All arguments to the function are significant on process `root`, while on other processes,  
 10 only arguments `sendbuf`, `sendcount`, `sendtype`, `root`, and `comm` are significant. The arguments  
 11 `root` and `comm` must have identical values on all processes.

12 The specification of counts, types, and displacements should not cause any location on  
 13 the root to be written more than once. Such a call is erroneous.

14 The “in place” option for intracommunicators is specified by passing `MPI_IN_PLACE` as  
 15 the value of `sendbuf` at the root. In such a case, `sendcount` and `sendtype` are ignored, and  
 16 the contribution of the root to the gathered vector is assumed to be already in the correct  
 17 place in the receive buffer

18 If `comm` is an intercommunicator, then the call involves all processes in the intercom-  
 19 municator, but with one group (group A) defining the root process. All processes in the  
 20 other group (group B) pass the same value in argument `root`, which is the rank of the root  
 21 in group A. The root passes the value `MPI_ROOT` in `root`. All other processes in group A  
 22 pass the value `MPI_PROC_NULL` in `root`. Data is gathered from all processes in group B to  
 23 the root. The send buffer arguments of the processes in group B must be consistent with  
 24 the receive buffer argument of the root.

### 26 5.5.1 Examples using `MPI_GATHER`, `MPI_GATHERV`

27 The examples in this section use intracommunicators.

#### 29 **Example 5.2**

30 Gather 100 ints from every process in group to root. See [f]Figure 5.4.

```
31 MPI_Comm comm;
32 int gsize, sendarray[100];
33 int root, *rbuf;
34 ...
35 MPI_Comm_size(comm, &gsize);
36 rbuf = (int *)malloc(gsize*100*sizeof(int));
37 MPI_Gather(sendarray, 100, MPI_INT, rbuf, 100, MPI_INT, root, comm);
```

#### 41 **Example 5.3**

42 Previous example modified – only the root allocates memory for the receive buffer.

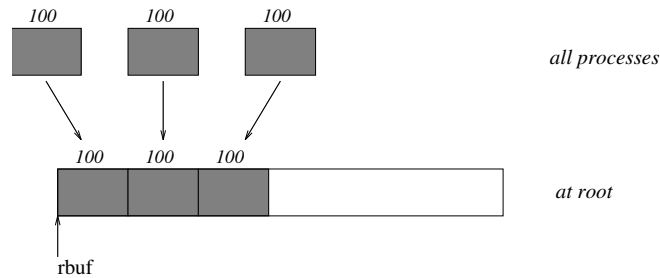


Figure 5.4: The root process gathers 100 ints from each process in the group.

```

MPI_Comm comm;
int gsize, sendarray[100];
int root, myrank, *rbuf;
...
MPI_Comm_rank(comm, &myrank);
if (myrank == root) {
    MPI_Comm_size(comm, &gsize);
    rbuf = (int *)malloc(gsize*100*sizeof(int));
}
MPI_Gather(sendarray, 100, MPI_INT, rbuf, 100, MPI_INT, root, comm);

```

#### Example 5.4

Do the same as the previous example, but use a derived datatype. Note that the type cannot be the entire set of `gsize*100` ints since type matching is defined pairwise between the root and each process in the gather.

```

MPI_Comm comm;
int gsize, sendarray[100];
int root, *rbuf;
MPI_Datatype rtype;
...
MPI_Comm_size(comm, &gsize);
MPI_Type_contiguous(100, MPI_INT, &rtype);
MPI_Type_commit(&rtype);
rbuf = (int *)malloc(gsize*100*sizeof(int));
MPI_Gather(sendarray, 100, MPI_INT, rbuf, 1, rtype, root, comm);

```

#### Example 5.5

Now have each process send 100 ints to root, but place each set (of 100) `stride` ints apart at receiving end. Use `MPI_GATHERV` and the `displs` argument to achieve this effect. Assume `stride`  $\geq 100$ . See Figure 5.5.

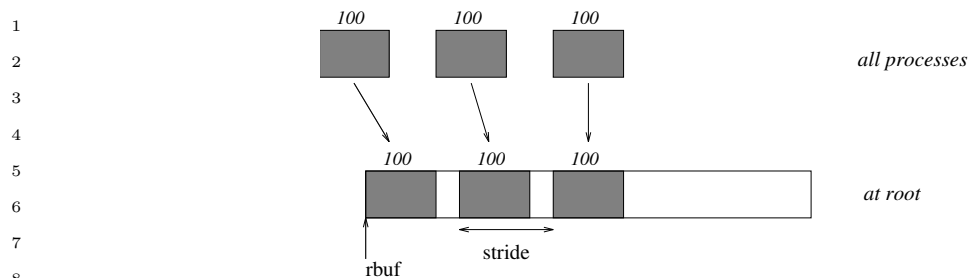


Figure 5.5: The root process gathers 100 ints from each process in the group, each set is placed *stride* ints apart.

```

13     MPI_Comm comm;
14     int gsize, sendarray[100];
15     int root, *rbuf, stride;
16     int *displs, i, *rcounts;
17
18     ...
19
20     MPI_Comm_size(comm, &gsize);
21     rbuf = (int *)malloc(gsize*stride*sizeof(int));
22     displs = (int *)malloc(gsize*sizeof(int));
23     rcounts = (int *)malloc(gsize*sizeof(int));
24     for (i=0; i<gsize; ++i) {
25         displs[i] = i*stride;
26         rcounts[i] = 100;
27     }
28     MPI_Gatherv(sendarray, 100, MPI_INT, rbuf, rcounts, displs, MPI_INT,
29                 root, comm);

```

Note that the program is erroneous if *stride* < 100.

### Example 5.6

Same as Example 5.5 on the receiving side, but send the 100 ints from the 0th column of a 100×150 int array, in C. See Figure 5.6.

```

36     MPI_Comm comm;
37     int gsize, sendarray[100][150];
38     int root, *rbuf, stride;
39     MPI_Datatype stype;
40     int *displs, i, *rcounts;
41
42     ...
43
44     MPI_Comm_size(comm, &gsize);
45     rbuf = (int *)malloc(gsize*stride*sizeof(int));
46     displs = (int *)malloc(gsize*sizeof(int));
47     rcounts = (int *)malloc(gsize*sizeof(int));
48     for (i=0; i<gsize; ++i) {

```

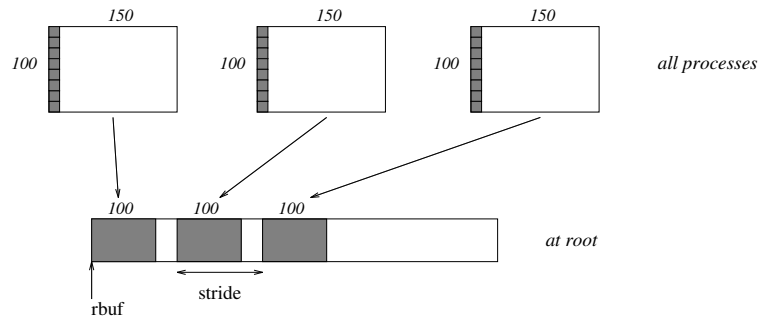


Figure 5.6: The root process gathers column 0 of a 100×150 C array, and each set is placed `stride` ints apart.

```

        displs[i] = i*stride;
        rcounts[i] = 100;
    }
    /* Create datatype for 1 column of array
    */
    MPI_Type_vector(100, 1, 150, MPI_INT, &stype);
    MPI_Type_commit(&stype);
    MPI_Gatherv(sendarray, 1, stype, rbuf, rcounts, displs, MPI_INT,
                root, comm);

```

### Example 5.7

Process  $i$  sends  $(100-i)$  ints from the  $i$ -th column of a  $100 \times 150$  int array, in C. It is received into a buffer with stride, as in the previous two examples. See Figure 5.7.

```

MPI_Comm comm;
int gsize, sendarray[100][150], *sptr;
int root, *rbuf, stride, myrank;
MPI_Datatype stype;
int *displs, i, *rcounts;

...

MPI_Comm_size(comm, &gsize);
MPI_Comm_rank(comm, &myrank);
rbuf = (int *)malloc(gsize*stride*sizeof(int));
displs = (int *)malloc(gsize*sizeof(int));
rcounts = (int *)malloc(gsize*sizeof(int));
for (i=0; i<gsize; ++i) {
    displs[i] = i*stride;
    rcounts[i] = 100-i;    /* note change from previous example */
}
/* Create datatype for the column we are sending
*/
MPI_Type_vector(100-myrank, 1, 150, MPI_INT, &stype);
MPI_Type_commit(&stype);

```

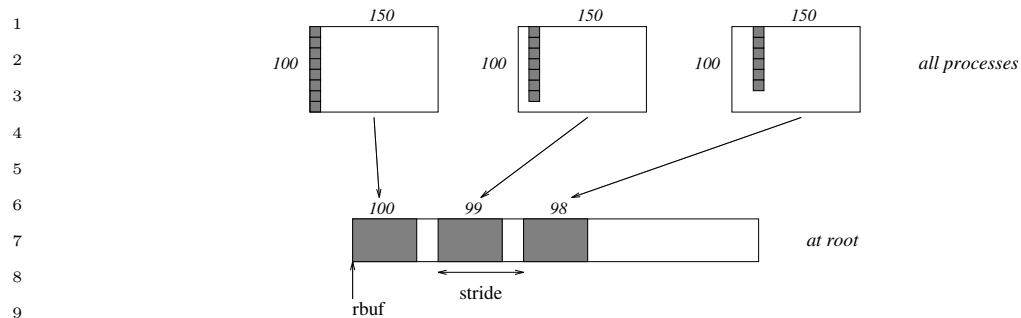


Figure 5.7: The root process gathers  $100-i$  ints from column  $i$  of a  $100 \times 150$  C array, and each set is placed `stride` ints apart.

```

14  /* sptr is the address of start of "myrank" column
15  */
16  sptr = &sendarray[0][myrank];
17  MPI_Gatherv(sptr, 1, stype, rbuf, rcounts, displs, MPI_INT,
18  root, comm);

```

Note that a different amount of data is received from each process.

### Example 5.8

Same as Example 5.7, but done in a different way at the sending end. We create a datatype that causes the correct striding at the sending end so that we read a column of a C array. A similar thing was done in Example 4.16, Section 4.1.14.

```

26  MPI_Comm comm;
27  int gsize, sendarray[100][150], *sptr;
28  int root, *rbuf, stride, myrank, disp[2], blocklen[2];
29  MPI_Datatype stype, type[2];
30  int *displs, i, *rcounts;
31
32  ...
33
34  MPI_Comm_size(comm, &gsize);
35  MPI_Comm_rank(comm, &myrank);
36  rbuf = (int *)malloc(gsize*stride*sizeof(int));
37  displs = (int *)malloc(gsize*sizeof(int));
38  rcounts = (int *)malloc(gsize*sizeof(int));
39  for (i=0; i<gsize; ++i) {
40      displs[i] = i*stride;
41      rcounts[i] = 100-i;
42  }
43  /* Create datatype for one int, with extent of entire row
44  */
45  disp[0] = 0;      disp[1] = 150*sizeof(int);
46  type[0] = MPI_INT; type[1] = MPI_UB;
47  blocklen[0] = 1; blocklen[1] = 1;
48  MPI_Type_create_struct(2, blocklen, disp, type, &stype);

```



```

MPI_Type_commit(&stype);
sptr = &sendarray[0][myrank];
MPI_Gatherv(sptr, 100-myrank, stype, rbuf, rcounts, displs, MPI_INT,
root, comm);

```

**Example 5.9**

Same as Example 5.7 at sending side, but at receiving side we make the stride between received blocks vary from block to block. See Figure 5.8.

```

MPI_Comm comm;
int gsize, sendarray[100][150], *sptr;
int root, *rbuf, *stride, myrank, bufsize;
MPI_Datatype stype;
int *displs, i, *rcounts, offset;
...

MPI_Comm_size(comm, &gsize);
MPI_Comm_rank(comm, &myrank);

stride = (int *)malloc(gsize*sizeof(int));
...
/* stride[i] for i = 0 to gsize-1 is set somehow
*/

/* set up displs and rcounts vectors first
*/
displs = (int *)malloc(gsize*sizeof(int));
rcounts = (int *)malloc(gsize*sizeof(int));
offset = 0;
for (i=0; i<gsize; ++i) {
    displs[i] = offset;
    offset += stride[i];
    rcounts[i] = 100-i;
}
/* the required buffer size for rbuf is now easily obtained
*/
bufsize = displs[gsize-1]+rcounts[gsize-1];
rbuf = (int *)malloc(bufsize*sizeof(int));
/* Create datatype for the column we are sending
*/
MPI_Type_vector(100-myrank, 1, 150, MPI_INT, &stype);
MPI_Type_commit(&stype);
sptr = &sendarray[0][myrank];
MPI_Gatherv(sptr, 1, stype, rbuf, rcounts, displs, MPI_INT,
root, comm);

```

**Example 5.10**

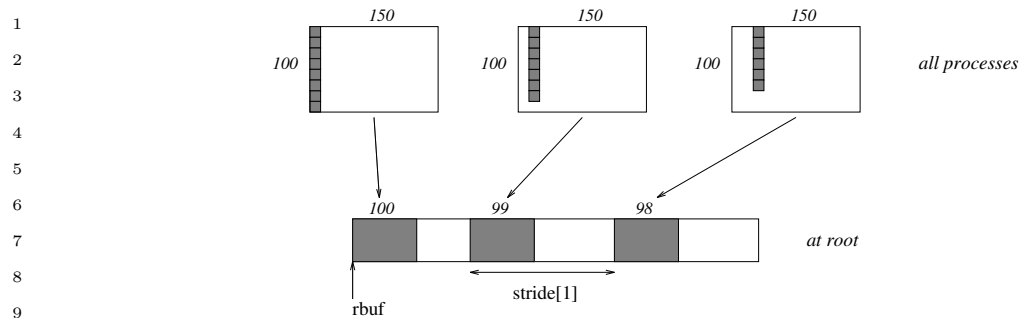


Figure 5.8: The root process gathers  $100-i$  ints from column  $i$  of a  $100 \times 150$  C array, and each set is placed  $\text{stride}[i]$  ints apart (a varying stride).

Process  $i$  sends  $\text{num}$  ints from the  $i$ -th column of a  $100 \times 150$  int array, in C. The complicating factor is that the various values of  $\text{num}$  are not known to *root*, so a separate gather must first be run to find these out. The data is placed contiguously at the receiving end.

```

19     MPI_Comm comm;
20     int gsize, sendarray[100][150], *sptr;
21     int root, *rbuf, myrank, disp[2], blocklen[2];
22     MPI_Datatype stype, type[2];
23     int *displs, i, *rcounts, num;
24
25     ...
26
27     MPI_Comm_size(comm, &gsize);
28     MPI_Comm_rank(comm, &myrank);
29
30     /* First, gather nums to root
31     */
32     rcounts = (int *)malloc(gsize*sizeof(int));
33     MPI_Gather(&num, 1, MPI_INT, rcounts, 1, MPI_INT, root, comm);
34     /* root now has correct rcounts, using these we set displs[] so
35     * that data is placed contiguously (or concatenated) at receive end
36     */
37     displs = (int *)malloc(gsize*sizeof(int));
38     displs[0] = 0;
39     for (i=1; i<gsize; ++i) {
40         displs[i] = displs[i-1]+rcounts[i-1];
41     }
42     /* And, create receive buffer
43     */
44     rbuf = (int *)malloc(gsize*(displs[gsize-1]+rcounts[gsize-1])
45                               *sizeof(int));
46     /* Create datatype for one int, with extent of entire row
47     */
48     disp[0] = 0;      disp[1] = 150*sizeof(int);

```

```

type[0] = MPI_INT; type[1] = MPI_UB;
blocklen[0] = 1; blocklen[1] = 1;
MPI_Type_create_struct( 2, blocklen, disp, type, &stype );
MPI_Type_commit(&stype);
sptr = &sendarray[0][myrank];
MPI_Gatherv(sptr, num, stype, rbuf, rcounts, displs, MPI_INT,
                                                    root, comm);

```

## 5.6 Scatter

MPI\_SCATTER(sendbuf, sendcount, sendtype, recvbuf, recvcnt, recvtype, root, comm)

IN	sendbuf	address of send buffer (choice, significant only at root)
IN	sendcount	number of elements sent to each process (non-negative integer, significant only at root)
IN	sendtype	data type of send buffer elements (significant only at root) (handle)
OUT	recvbuf	address of receive buffer (choice)
IN	recvcnt	number of elements in receive buffer (non-negative integer)
IN	recvtype	data type of receive buffer elements (handle)
IN	root	rank of sending process (integer)
IN	comm	communicator (handle)

```

int MPI_Scatter(void* sendbuf, int sendcount, MPI_Datatype sendtype,
               void* recvbuf, int recvcnt, MPI_Datatype recvtype, int root,
               MPI_Comm comm)

```

```

MPI_SCATTER(SENDBUF, SENDCOUNT, SENDTYPE, RECVBUF, RECVCOUNT, RECVTYPE,
            ROOT, COMM, IERROR)
<type> SENDBUF(*), RECVBUF(*)
INTEGER SENDCOUNT, SENDTYPE, RECVCOUNT, RECVTYPE, ROOT, COMM, IERROR

```

```

{void MPI::Comm::Scatter(const void* sendbuf, int sendcount, const
                        MPI::Datatype& sendtype, void* recvbuf, int recvcnt,
                        const MPI::Datatype& recvtype, int root) const = 0(binding
                        deprecated, see Section 15.2) }

```

MPI\_SCATTER is the inverse operation to MPI\_GATHER.

If comm is an intracommunicator, the outcome is *as if* the root executed n send operations,

```
MPI_Send(sendbuf + i · sendcount · extent(sendtype), sendcount, sendtype, i, ...),
```

and each process executed a receive,

```
MPI_Recv(recvbuf, recvcnt, recvtype, i, ...).
```

1 An alternative description is that the root sends a message with `MPI_Send(sendbuf,`  
2 `sendcount*n, sendtype, ...)`. This message is split into `n` equal segments, the  $i$ -th segment is  
3 sent to the  $i$ -th process in the group, and each process receives this message as above.

4 The send buffer is ignored for all non-root processes.

5 The type signature associated with `sendcount`, `sendtype` at the root must be equal to  
6 the type signature associated with `recvcount`, `recvtype` at all processes (however, the type  
7 maps may be different). This implies that the amount of data sent must be equal to the  
8 amount of data received, pairwise between each process and the root. Distinct type maps  
9 between sender and receiver are still allowed.

10 All arguments to the function are significant on process `root`, while on other processes,  
11 only arguments `recvbuf`, `recvcount`, `recvtype`, `root`, and `comm` are significant. The arguments  
12 `root` and `comm` must have identical values on all processes.

13 The specification of counts and types should not cause any location on the root to be  
14 read more than once.

15  
16 *Rationale.* Though not needed, the last restriction is imposed so as to achieve  
17 symmetry with `MPI_GATHER`, where the corresponding restriction (a multiple-write  
18 restriction) is necessary. (*End of rationale.*)

19  
20 The “in place” option for intracommunicators is specified by passing `MPI_IN_PLACE` as  
21 the value of `recvbuf` at the root. In such a case, `recvcount` and `recvtype` are ignored, and  
22 root “sends” no data to itself. The scattered vector is still assumed to contain  $n$  segments,  
23 where  $n$  is the group size; the  $root$ -th segment, which root should “send to itself,” is not  
24 moved.

25 If `comm` is an intercommunicator, then the call involves all processes in the intercom-  
26 municator, but with one group (group A) defining the root process. All processes in the  
27 other group (group B) pass the same value in argument `root`, which is the rank of the root  
28 in group A. The root passes the value `MPI_ROOT` in `root`. All other processes in group A  
29 pass the value `MPI_PROC_NULL` in `root`. Data is scattered from the root to all processes in  
30 group B. The receive buffer arguments of the processes in group B must be consistent with  
31 the send buffer argument of the root.

	MPI_SCATTERV(sendbuf, sendcounts, displs, sendtype, recvbuf, recvcount, recvtype, root, comm)	1
		2
	IN sendbuf	address of send buffer (choice, significant only at root)
		3
	IN sendcounts	non-negative integer array (of length group size) specifying the number of elements to send to each processor
		4
	IN displs	integer array (of length group size). Entry <i>i</i> specifies the displacement (relative to <code>sendbuf</code> ) from which to take the outgoing data to process <i>i</i>
		5
ticket109.		6
	IN sendtype	data type of send buffer elements (handle)
		7
	OUT recvbuf	address of receive buffer (choice)
		8
	IN recvcount	number of elements in receive buffer (non-negative integer)
		9
	IN recvtype	data type of receive buffer elements (handle)
		10
	IN root	rank of sending process (integer)
		11
	IN comm	communicator (handle)
		12
		13
		14
		15
		16
		17
		18
		19

```

int MPI_Scatterv(void* sendbuf, int *sendcounts, int *displs,
                MPI_Datatype sendtype, void* recvbuf, int recvcount,
                MPI_Datatype recvtype, int root, MPI_Comm comm)

```

```

MPI_SCATTERV(SENDBUF, SENDCOUNTS, DISPLS, SENDTYPE, RECVBUF, REVCOUNT,
             RECVTYPE, ROOT, COMM, IERROR)
<type> SENDBUF(*), RECVBUF(*)
INTEGER SENDCOUNTS(*), DISPLS(*), SENDTYPE, REVCOUNT, RECVTYPE, ROOT,
COMM, IERROR

```

```

{void MPI::Comm::Scatterv(const void* sendbuf, const int sendcounts[],
                          const int displs[], const MPI::Datatype& sendtype,
                          void* recvbuf, int recvcount, const MPI::Datatype& recvtype,
                          int root) const = 0(binding deprecated, see Section 15.2) }

```

MPI\_SCATTERV is the inverse operation to MPI\_GATHERV.

MPI\_SCATTERV extends the functionality of MPI\_SCATTER by allowing a varying count of data to be sent to each process, since `sendcounts` is now an array. It also allows more flexibility as to where the data is taken from on the root, by providing an additional argument, `displs`.

If `comm` is an intracommunicator, the outcome is as if the root executed *n* send operations,

```
MPI_Send(sendbuf + displs[i] · extent(sendtype), sendcounts[i], sendtype, i, ...),
```

and each process executed a receive,

```
MPI_Recv(recvbuf, recvcount, recvtype, i, ...).
```

The send buffer is ignored for all non-root processes.

The type signature implied by `sendcount[i]`, `sendtype` at the root must be equal to the type signature implied by `recvcount`, `recvtype` at process *i* (however, the type maps may be

different). This implies that the amount of data sent must be equal to the amount of data received, pairwise between each process and the root. Distinct type maps between sender and receiver are still allowed.

All arguments to the function are significant on process `root`, while on other processes, only arguments `recvbuf`, `recvcount`, `recvtype`, `root`, and `comm` are significant. The arguments `root` and `comm` must have identical values on all processes.

The specification of counts, types, and displacements should not cause any location on the root to be read more than once.

The “in place” option for intracommunicators is specified by passing `MPI_IN_PLACE` as the value of `recvbuf` at the root. In such a case, `recvcount` and `recvtype` are ignored, and root “sends” no data to itself. The scattered vector is still assumed to contain  $n$  segments, where  $n$  is the group size; the  $root$ -th segment, which root should “send to itself,” is not moved.

If `comm` is an intercommunicator, then the call involves all processes in the intercommunicator, but with one group (group A) defining the root process. All processes in the other group (group B) pass the same value in argument `root`, which is the rank of the root in group A. The root passes the value `MPI_ROOT` in `root`. All other processes in group A pass the value `MPI_PROC_NULL` in `root`. Data is scattered from the root to all processes in group B. The receive buffer arguments of the processes in group B must be consistent with the send buffer argument of the root.

### 5.6.1 Examples using `MPI_SCATTER`, `MPI_SCATTERV`

The examples in this section use intracommunicators.

#### Example 5.11

The reverse of Example 5.2. Scatter sets of 100 ints from the root to each process in the group. See Figure 5.9.

```

29     MPI_Comm comm;
30     int gsize,*sendbuf;
31     int root, rbuf[100];
32     ...
33     MPI_Comm_size(comm, &gsize);
34     sendbuf = (int *)malloc(gsize*100*sizeof(int));
35     ...
36     MPI_Scatter(sendbuf, 100, MPI_INT, rbuf, 100, MPI_INT, root, comm);
37

```

#### Example 5.12

The reverse of Example 5.5. The root process scatters sets of 100 ints to the other processes, but the sets of 100 are *stride ints* apart in the sending buffer. Requires use of `MPI_SCATTERV`. Assume  $stride \geq 100$ . See Figure 5.10.

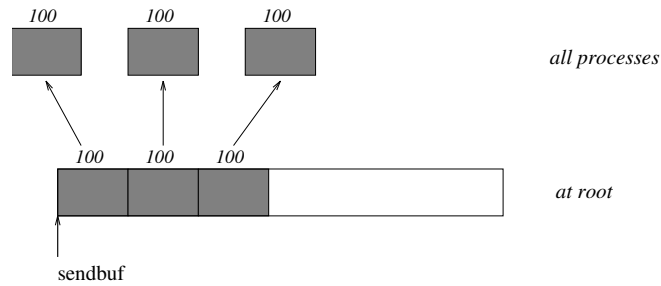


Figure 5.9: The root process scatters sets of 100 ints to each process in the group.

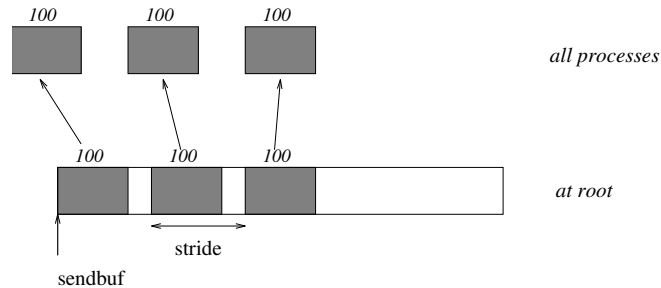


Figure 5.10: The root process scatters sets of 100 ints, moving by `stride` ints from send to send in the scatter.

```

MPI_Comm comm;
int gsize,*sendbuf;
int root, rbuf[100], i, *displs, *scounts;

...

MPI_Comm_size(comm, &gsize);
sendbuf = (int *)malloc(gsize*stride*sizeof(int));
...
displs = (int *)malloc(gsize*sizeof(int));
scount = (int *)malloc(gsize*sizeof(int));
for (i=0; i<gsize; ++i) {
    displs[i] = i*stride;
    scounts[i] = 100;
}
MPI_Scatterv(sendbuf, scounts, displs, MPI_INT, rbuf, 100, MPI_INT,
            root, comm);

```

### Example 5.13

The reverse of Example 5.9. We have a varying stride between blocks at sending (root) side, at the receiving side we receive into the  $i$ -th column of a  $100 \times 150$  C array. See Figure 5.11.

```

MPI_Comm comm;
int gsize,recvarray[100][150],*rptr;

```

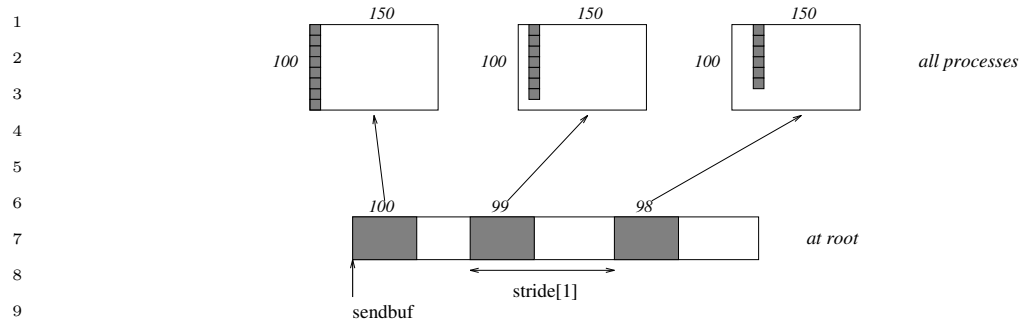


Figure 5.11: The root scatters blocks of  $100-i$  ints into column  $i$  of a  $100 \times 150$  C array. At the sending side, the blocks are  $\text{stride}[i]$  ints apart.

```

14     int root, *sendbuf, myrank, *stride;
15     MPI_Datatype rtype;
16     int i, *displs, *scounts, offset;
17     ...
18     MPI_Comm_size(comm, &gsize);
19     MPI_Comm_rank(comm, &myrank);
20
21     stride = (int *)malloc(gsize*sizeof(int));
22     ...
23     /* stride[i] for i = 0 to gsize-1 is set somehow
24      * sendbuf comes from elsewhere
25      */
26     ...
27     displs = (int *)malloc(gsize*sizeof(int));
28     scounts = (int *)malloc(gsize*sizeof(int));
29     offset = 0;
30     for (i=0; i<gsize; ++i) {
31         displs[i] = offset;
32         offset += stride[i];
33         scounts[i] = 100 - i;
34     }
35     /* Create datatype for the column we are receiving
36      */
37     MPI_Type_vector(100-myrank, 1, 150, MPI_INT, &rtype);
38     MPI_Type_commit(&rtype);
39     rptr = &recvarray[0][myrank];
40     MPI_Scatterv(sendbuf, scounts, displs, MPI_INT, rptr, 1, rtype,
41                 root, comm);
42
43
44
45
46
47
48

```



## 5.7 Gather-to-all

MPI_ALLGATHER(sendbuf, sendcount, sendtype, recvbuf, recvcnt, recvtpe, comm)			1
			2
			3
			4
			5
IN	sendbuf	starting address of send buffer (choice)	6
IN	sendcount	number of elements in send buffer (non-negative integer)	7
			8
			9
IN	sendtype	data type of send buffer elements (handle)	10
OUT	recvbuf	address of receive buffer (choice)	11
IN	recvcnt	number of elements received from any process (non-negative integer)	12
			13
IN	recvtpe	data type of receive buffer elements (handle)	14
			15
IN	comm	communicator (handle)	16
			17

```
int MPI_Allgather(void* sendbuf, int sendcount, MPI_Datatype sendtype,
                 void* recvbuf, int recvcnt, MPI_Datatype recvtpe,
                 MPI_Comm comm)
```

```
MPI_ALLGATHER(SENDBUF, SENDCOUNT, SENDTYPE, RECVBUF, REVCOUNT, RECVTYPE,
              COMM, IERROR)
```

```
<type> SENDBUF(*), RECVBUF(*)
```

```
INTEGER SENDCOUNT, SENDTYPE, REVCOUNT, RECVTYPE, COMM, IERROR
```

```
{void MPI::Comm::Allgather(const void* sendbuf, int sendcount, const
                           MPI::Datatype& sendtype, void* recvbuf, int recvcnt,
                           const MPI::Datatype& recvtpe) const = 0(binding deprecated, see
                           Section 15.2) }
```

MPI\_ALLGATHER can be thought of as MPI\_GATHER, but where all processes receive the result, instead of just the root. The block of data sent from the *j*-th process is received by every process and placed in the *j*-th block of the buffer *recvbuf*.

The type signature associated with *sendcount*, *sendtype*, at a process must be equal to the type signature associated with *recvcnt*, *recvtpe* at any other process.

If *comm* is an intracommunicator, the outcome of a call to MPI\_ALLGATHER(...) is as if all processes executed *n* calls to

```
MPI_Gather(sendbuf, sendcount, sendtype, recvbuf, recvcnt,
           recvtpe, root, comm)
```

for *root* = 0, ..., *n*-1. The rules for correct usage of MPI\_ALLGATHER are easily found from the corresponding rules for MPI\_GATHER.

The “in place” option for intracommunicators is specified by passing the value MPI\_IN\_PLACE to the argument *sendbuf* at all processes. *sendcount* and *sendtype* are ignored. Then the input data of each process is assumed to be in the area where that process would receive its own contribution to the receive buffer.

If *comm* is an intercommunicator, then each process of one group (group A) contributes *sendcount* data items; these data are concatenated and the result is stored at each process

in the other group (group B). Conversely the concatenation of the contributions of the processes in group B is stored at each process in group A. The send buffer arguments in group A must be consistent with the receive buffer arguments in group B, and vice versa.

*Advice to users.* The communication pattern of MPI\_ALLGATHER executed on an intercommunication domain need not be symmetric. The number of items sent by processes in group A (as specified by the arguments `sendcount`, `sendtype` in group A and the arguments `recvcount`, `recvtype` in group B), need not equal the number of items sent by processes in group B (as specified by the arguments `sendcount`, `sendtype` in group B and the arguments `recvcount`, `recvtype` in group A). In particular, one can move data in only one direction by specifying `sendcount = 0` for the communication in the reverse direction.

*(End of advice to users.)*

MPI\_ALLGATHERV(`sendbuf`, `sendcount`, `sendtype`, `recvbuf`, `recvcounts`, `displs`, `recvtype`, `comm`)

IN	<code>sendbuf</code>	starting address of send buffer (choice)
IN	<code>sendcount</code>	number of elements in send buffer (non-negative integer)
IN	<code>sendtype</code>	data type of send buffer elements (handle)
OUT	<code>recvbuf</code>	address of receive buffer (choice)
IN	<code>recvcounts</code>	non-negative integer array (of length group size) containing the number of elements that are received from each process
IN	<code>displs</code>	integer array (of length group size). Entry <code>i</code> specifies the displacement (relative to <code>recvbuf</code> ) at which to place the incoming data from process <code>i</code>
IN	<code>recvtype</code>	data type of receive buffer elements (handle)
IN	<code>comm</code>	communicator (handle)

```
int MPI_Allgatherv(void* sendbuf, int sendcount, MPI_Datatype sendtype,
                  void* recvbuf, int *recvcounts, int *displs,
                  MPI_Datatype recvtype, MPI_Comm comm)
```

```
MPI_ALLGATHERV(SENDBUF, SENDCOUNT, SENDTYPE, RECVBUF, RECVCOUNTS, DISPLS,
               RECVTYPE, COMM, IERROR)
<type> SENDBUF(*), RECVBUF(*)
INTEGER SENDCOUNT, SENDTYPE, RECVCOUNTS(*), DISPLS(*), RECVTYPE, COMM,
IERROR
```

```
{void MPI::Comm::Allgatherv(const void* sendbuf, int sendcount, const
                             MPI::Datatype& sendtype, void* recvbuf,
                             const int recvcounts[], const int displs[],
                             const MPI::Datatype& recvtype) const = 0(binding deprecated, see
                             Section 15.2) }
```

MPI\_ALLGATHERV can be thought of as MPI\_GATHERV, but where all processes receive the result, instead of just the root. The block of data sent from the  $j$ -th process is received by every process and placed in the  $j$ -th block of the buffer `recvbuf`. These blocks need not all be the same size.

The type signature associated with `sendcount`, `sendtype`, at process  $j$  must be equal to the type signature associated with `recvcounts[j]`, `recvtype` at any other process.

If `comm` is an intracommunicator, the outcome is as if all processes executed calls to

```
MPI_GATHERV(sendbuf, sendcount, sendtype, recvbuf, recvcounts, displs,
            recvtype, root, comm),
```

for `root = 0, ..., n-1`. The rules for correct usage of MPI\_ALLGATHERV are easily found from the corresponding rules for MPI\_GATHERV.

The “in place” option for intracommunicators is specified by passing the value `MPI_IN_PLACE` to the argument `sendbuf` at all processes. In such a case, `sendcount` and `sendtype` are ignored, and the input data of each process is assumed to be in the area where that process would receive its own contribution to the receive buffer.

If `comm` is an intercommunicator, then each process of one group (group A) contributes `sendcount` data items; these data are concatenated and the result is stored at each process in the other group (group B). Conversely the concatenation of the contributions of the processes in group B is stored at each process in group A. The send buffer arguments in group A must be consistent with the receive buffer arguments in group B, and vice versa.

### 5.7.1 Example using MPI\_ALLGATHER

The example in this section uses intracommunicators.

#### Example 5.14

The all-gather version of Example 5.2. Using MPI\_ALLGATHER, we will gather 100 ints from every process in the group to every process.

```
MPI_Comm comm;
int gsize, sendarray[100];
int *rbuf;
...
MPI_Comm_size(comm, &gsize);
rbuf = (int *)malloc(gsize*100*sizeof(int));
MPI_Allgather(sendarray, 100, MPI_INT, rbuf, 100, MPI_INT, comm);
```

After the call, every process has the group-wide concatenation of the sets of data.

## 5.8 All-to-All Scatter/Gather

```

1 MPI_ALLTOALL(sendbuf, sendcount, sendtype, recvbuf, recvcount, recvtype, comm)
2
3
4
5 MPI_ALLTOALL(sendbuf, sendcount, sendtype, recvbuf, recvcount, recvtype, comm)
6     IN         sendbuf         starting address of send buffer (choice)
7     IN         sendcount       number of elements sent to each process (non-negative
8                                     integer)
9     IN         sendtype        data type of send buffer elements (handle)
10    OUT        recvbuf         address of receive buffer (choice)
11
12    IN         recvcount       number of elements received from any process (non-
13                                     negative integer)
14
15    IN         recvtype        data type of receive buffer elements (handle)
16
17    IN         comm            communicator (handle)

```

```

18 int MPI_Alltoall(void* sendbuf, int sendcount, MPI_Datatype sendtype,
19                void* recvbuf, int recvcount, MPI_Datatype recvtype,
20                MPI_Comm comm)
21
22 MPI_ALLTOALL(SENDBUF, SENDCOUNT, SENDTYPE, RECVBUF, RECVCOUNT, RECVTYPE,
23             COMM, IERROR)
24     <type> SENDBUF(*), RECVBUF(*)
25     INTEGER SENDCOUNT, SENDTYPE, RECVCOUNT, RECVTYPE, COMM, IERROR
26
27 {void MPI::Comm::Alltoall(const void* sendbuf, int sendcount, const
28     MPI::Datatype& sendtype, void* recvbuf, int recvcount,
29     const MPI::Datatype& recvtype) const = 0(binding deprecated, see
30     Section 15.2) }

```

MPI\_ALLTOALL is an extension of MPI\_ALLGATHER to the case where each process sends distinct data to each of the receivers. The  $j$ -th block sent from process  $i$  is received by process  $j$  and is placed in the  $i$ -th block of `recvbuf`.

The type signature associated with `sendcount`, `sendtype`, at a process must be equal to the type signature associated with `recvcount`, `recvtype` at any other process. This implies that the amount of data sent must be equal to the amount of data received, pairwise between every pair of processes. As usual, however, the type maps may be different.

If `comm` is an intracommunicator, the outcome is as if each process executed a send to each process (itself included) with a call to,

```
MPI_Send(sendbuf + i · sendcount · extent(sendtype), sendcount, sendtype, i, ...),
```

and a receive from every other process with a call to,

```
MPI_Recv(recvbuf + i · recvcount · extent(recvtype), recvcount, recvtype, i, ...).
```

All arguments on all processes are significant. The argument `comm` must have identical values on all processes.

The “in place” option for intracommunicators is specified by passing `MPI_IN_PLACE` to the argument `sendbuf` at *all* processes. In such a case, `sendcount` and `sendtype` are ignored.

The data to be sent is taken from the `recvbuf` and replaced by the received data. Data sent and received must have the same type map as specified by `recvcount` and `recvtype`.

*Rationale.* For large `MPI_ALLTOALL` instances, allocating both send and receive buffers may consume too much memory. The “in place” option effectively halves the application memory consumption and is useful in situations where the data to be sent will not be used by the sending process after the `MPI_ALLTOALL` exchange (e.g., in parallel Fast Fourier Transforms). (*End of rationale.*)

*Advice to implementors.* Users may opt to use the “in place” option in order to conserve memory. Quality MPI implementations should thus strive to minimize system buffering. (*End of advice to implementors.*)

If `comm` is an intercommunicator, then the outcome is as if each process in group A sends a message to each process in group B, and vice versa. The  $j$ -th send buffer of process  $i$  in group A should be consistent with the  $i$ -th receive buffer of process  $j$  in group B, and vice versa.

*Advice to users.* When a complete exchange is executed on an intercommunication domain, then the number of data items sent from processes in group A to processes in group B need not equal the number of items sent in the reverse direction. In particular, one can have unidirectional communication by specifying `sendcount = 0` in the reverse direction.

(*End of advice to users.*)

`MPI_ALLTOALLV(sendbuf, sendcounts, sdispls, sendtype, recvbuf, recvcounts, rdispls, recvtype, comm)`

IN	<code>sendbuf</code>	starting address of send buffer (choice)	
IN	<code>sendcounts</code>	non-negative integer array (of length group size) specifying the number of elements to send to each processor	
IN	<code>sdispls</code>	integer array (of length group size). Entry $j$ specifies the displacement (relative to <code>sendbuf</code> ) from which to take the outgoing data destined for process $j$	ticket109.
IN	<code>sendtype</code>	data type of send buffer elements (handle)	
OUT	<code>recvbuf</code>	address of receive buffer (choice)	
IN	<code>recvcounts</code>	non-negative integer array (of length group size) specifying the number of elements that can be received from each processor	
IN	<code>rdispls</code>	integer array (of length group size). Entry $i$ specifies the displacement (relative to <code>recvbuf</code> ) at which to place the incoming data from process $i$	ticket109.
IN	<code>recvtype</code>	data type of receive buffer elements (handle)	
IN	<code>comm</code>	communicator (handle)	

```
int MPI_Alltoallv(void* sendbuf, int *sendcounts, int *sdispls,
                 MPI_Datatype sendtype, void* recvbuf, int *recvcounts,
```

```

1         int *rdispls, MPI_Datatype recvtype, MPI_Comm comm)
2
3 MPI_ALLTOALLV(SENDBUF, SENDCOUNTS, SDISPLS, SENDTYPE, RECVBUFF, RECVCOUNTS,
4             RDISPLS, RECVTYPE, COMM, IERROR)
5     <type> SENDBUF(*), RECVBUFF(*)
6     INTEGER SENDCOUNTS(*), SDISPLS(*), SENDTYPE, RECVCOUNTS(*), RDISPLS(*),
7     RECVTYPE, COMM, IERROR
8
9 {void MPI::Comm::Alltoallv(const void* sendbuf, const int sendcounts[],
10     const int sdispls[], const MPI::Datatype& sendtype,
11     void* recvbuf, const int recvcounts[], const int rdispls[],
12     const MPI::Datatype& recvtype) const = 0(binding deprecated, see
13     Section 15.2) }
```

MPI\_ALLTOALLV adds flexibility to MPI\_ALLTOALL in that the location of data for the send is specified by `sdispls` and the location of the placement of the data on the receive side is specified by `rdispls`.

If `comm` is an intracommunicator, then the  $j$ -th block sent from process  $i$  is received by process  $j$  and is placed in the  $i$ -th block of `recvbuf`. These blocks need not all have the same size.

The type signature associated with `sendcounts[j]`, `sendtype` at process  $i$  must be equal to the type signature associated with `recvcounts[i]`, `recvtype` at process  $j$ . This implies that the amount of data sent must be equal to the amount of data received, pairwise between every pair of processes. Distinct type maps between sender and receiver are still allowed.

The outcome is as if each process sent a message to every other process with,

```
MPI_Send(sendbuf + sdispls[i] * extent(sendtype), sendcounts[i], sendtype, i, ...),
```

and received a message from every other process with a call to

```
MPI_Recv(recvbuf + rdispls[i] * extent(recvtype), recvcounts[i], recvtype, i, ...).
```

All arguments on all processes are significant. The argument `comm` must have identical values on all processes.

The “in place” option for intracommunicators is specified by passing `MPI_IN_PLACE` to the argument `sendbuf` at *all* processes. In such a case, `sendcounts`, `sdispls` and `sendtype` are ignored. The data to be sent is taken from the `recvbuf` and replaced by the received data. Data sent and received must have the same type map as specified by the `recvcounts` array and the `recvtype`, and is taken from the locations of the receive buffer specified by `rdispls`.

*Advice to users.* Specifying the “in place” option (which must be given on all processes) implies that the same amount and type of data is sent and received between any two processes in the group of the communicator. Different pairs of processes can exchange different amounts of data. Users must ensure that `recvcounts[j]` and `recvtype` on process  $i$  match `recvcounts[i]` and `recvtype` on process  $j$ . This symmetric exchange can be useful in applications where the data to be sent will not be used by the sending process after the MPI\_ALLTOALLV exchange. (*End of advice to users.*)

If `comm` is an intercommunicator, then the outcome is as if each process in group A sends a message to each process in group B, and vice versa. The  $j$ -th send buffer of process  $i$  in group A should be consistent with the  $i$ -th receive buffer of process  $j$  in group B, and vice versa.

*Rationale.* The definitions of MPI\_ALLTOALL and MPI\_ALLTOALLV give as much flexibility as one would achieve by specifying *n* independent, point-to-point communications, with two exceptions: all messages use the same datatype, and messages are scattered from (or gathered to) sequential storage. (*End of rationale.*)

*Advice to implementors.* Although the discussion of collective communication in terms of point-to-point operation implies that each message is transferred directly from sender to receiver, implementations may use a tree communication pattern. Messages can be forwarded by intermediate nodes where they are split (for scatter) or concatenated (for gather), if this is more efficient. (*End of advice to implementors.*)

MPI\_ALLTOALLW(sendbuf, sendcounts, sdispls, sendtypes, recvbuf, recvcoun-  
ts, rdispls, recvtypes, comm)

IN	sendbuf	starting address of send buffer (choice)
IN	sendcounts	non-negative integer array (of length group size) specifying the number of elements to send to each processor
IN	sdispls	integer array (of length group size). Entry <i>j</i> specifies the displacement in bytes (relative to sendbuf) from which to take the outgoing data destined for process <i>j</i> (array of integers)
IN	sendtypes	array of datatypes (of length group size). Entry <i>j</i> specifies the type of data to send to process <i>j</i> (array of handles)
OUT	recvbuf	address of receive buffer (choice)
IN	recvcoun- ts	non-negative integer array (of length group size) specifying the number of elements that can be received from each processor
IN	rdispls	integer array (of length group size). Entry <i>i</i> specifies the displacement in bytes (relative to recvbuf) at which to place the incoming data from process <i>i</i> (array of integers)
IN	recvtypes	array of datatypes (of length group size). Entry <i>i</i> specifies the type of data received from process <i>i</i> (array of handles)
IN	comm	communicator (handle)

```
int MPI_Alltoallw(void* sendbuf, int sendcounts[], int sdispls[],
                 MPI_Datatype sendtypes[], void* recvbuf, int recvcoun-
                 ts[], int rdispls[], MPI_Datatype recvtypes[], MPI_Comm comm)
```

```
MPI_ALLTOALLW(SENDBUF, SENDCOUNTS, SDISPLS, SENDTYPES, RECVBUF, RECVCOUNTS,
              RDISPLS, RECVTYPES, COMM, IERROR)
<type> SENDBUF(*), RECVBUF(*)
```

```

1     INTEGER SENDCOUNTS(*), SDISPLS(*), SENDTYPES(*), RECVCOUNTS(*),
2     RDISPLS(*), RECVTYPES(*), COMM, IERROR
3
4     {void MPI::Comm::Alltoallw(const void* sendbuf, const int sendcounts[],
5         const int sdispls[], const MPI::Datatype sendtypes[], void*
6         recvbuf, const int recvcounts[], const int rdispls[], const
7         MPI::Datatype recvtypes[]) const = 0(binding deprecated, see
8         Section 15.2) }
```

MPI\_ALLTOALLW is the most general form of complete exchange. Like MPI\_TYPE\_CREATE\_STRUCT, the most general type constructor, MPI\_ALLTOALLW allows separate specification of count, displacement and datatype. In addition, to allow maximum flexibility, the displacement of blocks within the send and receive buffers is specified in bytes.

If `comm` is an intracommunicator, then the  $j$ -th block sent from process  $i$  is received by process  $j$  and is placed in the  $i$ -th block of `recvbuf`. These blocks need not all have the same size.

The type signature associated with `sendcounts[j]`, `sendtypes[j]` at process  $i$  must be equal to the type signature associated with `recvcounts[i]`, `recvtypes[i]` at process  $j$ . This implies that the amount of data sent must be equal to the amount of data received, pairwise between every pair of processes. Distinct type maps between sender and receiver are still allowed.

The outcome is as if each process sent a message to every other process with

```
MPI_Send(sendbuf + sdispls[i], sendcounts[i], sendtypes[i], i, ...),
```

and received a message from every other process with a call to

```
MPI_Recv(recvbuf + rdispls[i], recvcounts[i], recvtypes[i], i, ...).
```

All arguments on all processes are significant. The argument `comm` must describe the same communicator on all processes.

Like for MPI\_ALLTOALLV, the “in place” option for intracommunicators is specified by passing MPI\_IN\_PLACE to the argument `sendbuf` at *all* processes. In such a case, `sendcounts`, `sdispls` and `sendtypes` are ignored. The data to be sent is taken from the `recvbuf` and replaced by the received data. Data sent and received must have the same type map as specified by the `recvcounts` and `recvtypes` arrays, and is taken from the locations of the receive buffer specified by `rdispls`.

If `comm` is an intercommunicator, then the outcome is as if each process in group A sends a message to each process in group B, and vice versa. The  $j$ -th send buffer of process  $i$  in group A should be consistent with the  $i$ -th receive buffer of process  $j$  in group B, and vice versa.

*Rationale.* The MPI\_ALLTOALLW function generalizes several MPI functions by carefully selecting the input arguments. For example, by making all but one process have `sendcounts[i] = 0`, this achieves an MPI\_SCATTERW function. (*End of rationale.*)

## 5.9 Global Reduction Operations

The functions in this section perform a global reduce operation (for example sum, maximum, and logical and) across all members of a group. The reduction operation can be either one of



a predefined list of operations, or a user-defined operation. The global reduction functions come in several flavors: a reduce that returns the result of the reduction to one member of a group, an all-reduce that returns this result to all members of a group, and two scan (parallel prefix) operations. In addition, a reduce-scatter operation combines the functionality of a reduce and of a scatter operation.

### 5.9.1 Reduce

`MPI_REDUCE(sendbuf, recvbuf, count, datatype, op, root, comm)`

IN	<code>sendbuf</code>	address of send buffer (choice)
OUT	<code>recvbuf</code>	address of receive buffer (choice, significant only at root)
IN	<code>count</code>	number of elements in send buffer (non-negative integer)
IN	<code>datatype</code>	data type of elements of send buffer (handle)
IN	<code>op</code>	reduce operation (handle)
IN	<code>root</code>	rank of root process (integer)
IN	<code>comm</code>	communicator (handle)

```
int MPI_Reduce(void* sendbuf, void* recvbuf, int count,
              MPI_Datatype datatype, MPI_Op op, int root, MPI_Comm comm)
```

```
MPI_REDUCE(SENDBUF, RECVBUF, COUNT, DATATYPE, OP, ROOT, COMM, IERROR)
<type> SENDBUF(*), RECVBUF(*)
INTEGER COUNT, DATATYPE, OP, ROOT, COMM, IERROR
```

```
{void MPI::Comm::Reduce(const void* sendbuf, void* recvbuf, int count,
                       const MPI::Datatype& datatype, const MPI::Op& op, int root)
  const = 0(binding deprecated, see Section 15.2) }
```

If `comm` is an intracommunicator, `MPI_REDUCE` combines the elements provided in the input buffer of each process in the group, using the operation `op`, and returns the combined value in the output buffer of the process with rank `root`. The input buffer is defined by the arguments `sendbuf`, `count` and `datatype`; the output buffer is defined by the arguments `recvbuf`, `count` and `datatype`; both have the same number of elements, with the same type. The routine is called by all group members using the same arguments for `count`, `datatype`, `op`, `root` and `comm`. Thus, all processes provide input buffers and output buffers of the same length, with elements of the same type. Each process can provide one element, or a sequence of elements, in which case the combine operation is executed element-wise on each entry of the sequence. For example, if the operation is `MPI_MAX` and the send buffer contains two elements that are floating point numbers (`count = 2` and `datatype = MPI_FLOAT`), then `recvbuf(1) = global max(sendbuf(1))` and `recvbuf(2) = global max(sendbuf(2))`.

Section 5.9.2, lists the set of predefined operations provided by MPI. That section also enumerates the datatypes to which each operation can be applied.

1 In addition, users may define their own operations that can be overloaded to operate  
2 on several datatypes, either basic or derived. This is further explained in Section 5.9.5.

3 The operation `op` is always assumed to be associative. All predefined operations are also  
4 assumed to be commutative. Users may define operations that are assumed to be associative,  
5 but not commutative. The “canonical” evaluation order of a reduction is determined by the  
6 ranks of the processes in the group. However, the implementation can take advantage of  
7 associativity, or associativity and commutativity in order to change the order of evaluation.  
8 This may change the result of the reduction for operations that are not strictly associative  
9 and commutative, such as floating point addition.

10 *Advice to implementors.* It is strongly recommended that `MPI_REDUCE` be imple-  
11 mented so that the same result be obtained whenever the function is applied on the  
12 same arguments, appearing in the same order. Note that this may prevent optimiza-  
13 tions that take advantage of the physical location of processors. (*End of advice to*  
14 *implementors.*)

15 *Advice to users.* Some applications may not be able to ignore the non-associative na-  
16 ture of floating-point operations or may use user-defined operations (see Section 5.9.5)  
17 that require a special reduction order and cannot be treated as associative. Such  
18 applications should enforce the order of evaluation explicitly. For example, in the  
19 case of operations that require a strict left-to-right (or right-to-left) evaluation or-  
20 der, this could be done by gathering all operands at a single process (e.g., with  
21 `MPI_GATHER`), applying the reduction operation in the desired order (e.g., with  
22 `MPI_REDUCE_LOCAL`), and if needed, broadcast or scatter the result to the other  
23 processes (e.g., with `MPI_BCAST`). (*End of advice to users.*)

24 The datatype argument of `MPI_REDUCE` must be compatible with `op`. Predefined op-  
25 erators work only with the MPI types listed in Section 5.9.2 and Section 5.9.4. Furthermore,  
26 the datatype and `op` given for predefined operators must be the same on all processes.

27 Note that it is possible for users to supply different user-defined operations to  
28 `MPI_REDUCE` in each process. MPI does not define which operations are used on which  
29 operands in this case. User-defined operators may operate on general, derived datatypes.  
30 In this case, each argument that the reduce operation is applied to is one element described  
31 by such a datatype, which may contain several basic values. This is further explained in  
32 Section 5.9.5.

33 *Advice to users.* Users should make no assumptions about how `MPI_REDUCE` is  
34 implemented. It is safest to ensure that the same function is passed to `MPI_REDUCE`  
35 by each process. (*End of advice to users.*)

36 Overlapping datatypes are permitted in “send” buffers. Overlapping datatypes in “re-  
37 ceive” buffers are erroneous and may give unpredictable results.

38 The “in place” option for intracommunicators is specified by passing the value  
39 `MPI_IN_PLACE` to the argument `sendbuf` at the root. In such a case, the input data is taken  
40 at the root from the receive buffer, where it will be replaced by the output data.

41 If `comm` is an intercommunicator, then the call involves all processes in the intercom-  
42 municator, but with one group (group A) defining the root process. All processes in the  
43 other group (group B) pass the same value in argument `root`, which is the rank of the root  
44 in group A. The root passes the value `MPI_ROOT` in `root`. All other processes in group A  
45 pass the value `MPI_PROC_NULL` in `root`. Only send buffer arguments are significant in group  
46 B and only receive buffer arguments are significant at the root.

## 5.9.2 Predefined Reduction Operations

The following predefined operations are supplied for MPI\_REDUCE and related functions MPI\_ALLREDUCE, MPI\_REDUCE\_SCATTER, MPI\_SCAN, and MPI\_EXSCAN. These operations are invoked by placing the following in *op*.

Name	Meaning
MPI_MAX	maximum
MPI_MIN	minimum
MPI_SUM	sum
MPI_PROD	product
MPI_LAND	logical and
MPI_BAND	bit-wise and
MPI_LOR	logical or
MPI_BOR	bit-wise or
MPI_LXOR	logical exclusive or (xor)
MPI_BXOR	bit-wise exclusive or (xor)
MPI_MAXLOC	max value and location
MPI_MINLOC	min value and location

The two operations MPI\_MINLOC and MPI\_MAXLOC are discussed separately in Section 5.9.4. For the other predefined operations, we enumerate below the allowed combinations of *op* and *datatype* arguments. First, define groups of MPI basic datatypes in the following way.

C integer:	MPI_INT, MPI_LONG, MPI_SHORT, MPI_UNSIGNED_SHORT, MPI_UNSIGNED, MPI_UNSIGNED_LONG, MPI_LONG_LONG_INT, MPI_LONG_LONG (as synonym), MPI_UNSIGNED_LONG_LONG, MPI_SIGNED_CHAR, MPI_UNSIGNED_CHAR, MPI_INT8_T, MPI_INT16_T, MPI_INT32_T, MPI_INT64_T, MPI_UINT8_T, MPI_UINT16_T, MPI_UINT32_T, MPI_UINT64_T
Fortran integer:	MPI_INTEGER, MPI_AINT, MPI_OFFSET, and handles returned from MPI_TYPE_CREATE_F90_INTEGER, and if available: MPI_INTEGER1, MPI_INTEGER2, MPI_INTEGER4, MPI_INTEGER8, MPI_INTEGER16
Floating point:	MPI_FLOAT, MPI_DOUBLE, MPI_REAL, MPI_DOUBLE_PRECISION MPI_LONG_DOUBLE and handles returned from MPI_TYPE_CREATE_F90_REAL,

```

1          and if available: MPI_REAL2,
2          MPI_REAL4, MPI_REAL8, MPI_REAL16
3  Logical: MPI_LOGICAL, MPI_C_BOOL
4  Complex: MPI_COMPLEX,
5          MPI_C_FLOAT_COMPLEX,
6          MPI_C_DOUBLE_COMPLEX,
7          MPI_C_LONG_DOUBLE_COMPLEX,
8          and handles returned from
9          MPI_TYPE_CREATE_F90_COMPLEX,
10         and if available: MPI_DOUBLE_COMPLEX,
11         MPI_COMPLEX4, MPI_COMPLEX8,
12         MPI_COMPLEX16, MPI_COMPLEX32
13  Byte:   MPI_BYTE

```

Now, the valid datatypes for each option is specified below.

Op	Allowed Types
MPI_MAX, MPI_MIN	C integer, Fortran integer, Floating point
MPI_SUM, MPI_PROD	C integer, Fortran integer, Floating point, Complex
MPI_LAND, MPI_LOR, MPI_LXOR	C integer, Logical
MPI_BAND, MPI_BOR, MPI_BXOR	C integer, Fortran integer, Byte

The following examples use intracommunicators.

### Example 5.15

A routine that computes the dot product of two vectors that are distributed across a group of processes and returns the answer at node zero.

```

29  SUBROUTINE PAR_BLAS1(m, a, b, c, comm)
30  REAL a(m), b(m)          ! local slice of array
31  REAL c                   ! result (at node zero)
32  REAL sum
33  INTEGER m, comm, i, ierr
34
35  ! local sum
36  sum = 0.0
37  DO i = 1, m
38     sum = sum + a(i)*b(i)
39  END DO
40
41  ! global sum
42  CALL MPI_REDUCE(sum, c, 1, MPI_REAL, MPI_SUM, 0, comm, ierr)
43  RETURN
44

```

### Example 5.16

A routine that computes the product of a vector and an array that are distributed across a group of processes and returns the answer at node zero.

```

SUBROUTINE PAR_BLAS2(m, n, a, b, c, comm) 1
REAL a(m), b(m,n) ! local slice of array 2
REAL c(n) ! result 3
REAL sum(n) 4
INTEGER n, comm, i, j, ierr 5

! local sum 7
DO j= 1, n 8
  sum(j) = 0.0 9
  DO i = 1, m 10
    sum(j) = sum(j) + a(i)*b(i,j) 11
  END DO 12
END DO 13

! global sum 15
CALL MPI_REDUCE(sum, c, n, MPI_REAL, MPI_SUM, 0, comm, ierr) 16

! return result at node zero (and garbage at the other nodes) 18
RETURN 19

```

### 5.9.3 Signed Characters and Reductions

The types `MPI_SIGNED_CHAR` and `MPI_UNSIGNED_CHAR` can be used in reduction operations. `MPI_CHAR`, `MPI_WCHAR`, and `MPI_CHARACTER` (which represent printable characters) cannot be used in reduction operations. In a heterogeneous environment, `MPI_CHAR`, `MPI_WCHAR`, and `MPI_CHARACTER` will be translated so as to preserve the printable character, whereas `MPI_SIGNED_CHAR` and `MPI_UNSIGNED_CHAR` will be translated so as to preserve the integer value.

*Advice to users.* The types `MPI_CHAR`, `MPI_WCHAR`, and `MPI_CHARACTER` are intended for characters, and so will be translated to preserve the printable representation, rather than the integer value, if sent between machines with different character codes. The types `MPI_SIGNED_CHAR` and `MPI_UNSIGNED_CHAR` should be used in C if the integer value should be preserved. (*End of advice to users.*)

### 5.9.4 MINLOC and MAXLOC

The operator `MPI_MINLOC` is used to compute a global minimum and also an index attached to the minimum value. `MPI_MAXLOC` similarly computes a global maximum and index. One application of these is to compute a global minimum (maximum) and the rank of the process containing this value.

The operation that defines `MPI_MAXLOC` is:

$$\begin{pmatrix} u \\ i \end{pmatrix} \circ \begin{pmatrix} v \\ j \end{pmatrix} = \begin{pmatrix} w \\ k \end{pmatrix}$$

where

$$w = \max(u, v)$$

1 and

$$2 \quad k = \begin{cases} 3 \quad i & \text{if } u > v \\ 4 \quad \min(i, j) & \text{if } u = v \\ 5 \quad j & \text{if } u < v \end{cases}$$

6 MPI\_MINLOC is defined similarly:

$$7 \quad \begin{pmatrix} 8 \quad u \\ 9 \quad i \end{pmatrix} \circ \begin{pmatrix} v \\ j \end{pmatrix} = \begin{pmatrix} w \\ k \end{pmatrix}$$

10 where

$$11 \quad w = \min(u, v)$$

12 and

$$13 \quad k = \begin{cases} 14 \quad i & \text{if } u < v \\ 15 \quad \min(i, j) & \text{if } u = v \\ 16 \quad j & \text{if } u > v \end{cases}$$

17 Both operations are associative and commutative. Note that if MPI\_MAXLOC is applied  
18 to reduce a sequence of pairs  $(u_0, 0), (u_1, 1), \dots, (u_{n-1}, n-1)$ , then the value returned is  
19  $(u, r)$ , where  $u = \max_i u_i$  and  $r$  is the index of the first global maximum in the sequence.  
20 Thus, if each process supplies a value and its rank within the group, then a reduce operation  
21 with `op = MPI_MAXLOC` will return the maximum value and the rank of the first process with  
22 that value. Similarly, MPI\_MINLOC can be used to return a minimum and its index. More  
23 generally, MPI\_MINLOC computes a *lexicographic minimum*, where elements are ordered  
24 according to the first component of each pair, and ties are resolved according to the second  
25 component.

26 The reduce operation is defined to operate on arguments that consist of a pair: value  
27 and index. For both Fortran and C, types are provided to describe the pair. The potentially  
28 mixed-type nature of such arguments is a problem in Fortran. The problem is circumvented,  
29 for Fortran, by having the MPI-provided type consist of a pair of the same type as value,  
30 and coercing the index to this type also. In C, the MPI-provided pair type has distinct  
31 types and the index is an `int`.

32 In order to use MPI\_MINLOC and MPI\_MAXLOC in a reduce operation, one must provide  
33 a `datatype` argument that represents a pair (value and index). MPI provides nine such  
34 predefined datatypes. The operations MPI\_MAXLOC and MPI\_MINLOC can be used with  
35 each of the following datatypes.

36 Fortran:

37 Name	38 Description
39 MPI_2REAL	40 pair of REALs
41 MPI_2DOUBLE_PRECISION	42 pair of DOUBLE PRECISION variables
43 MPI_2INTEGER	44 pair of INTEGERS

45 C:

46 Name	47 Description
48 MPI_FLOAT_INT	float and int

MPI_DOUBLE_INT	double and int	1
MPI_LONG_INT	long and int	2
MPI_2INT	pair of int	3
MPI_SHORT_INT	short and int	4
MPI_LONG_DOUBLE_INT	long double and int	5

The datatype MPI\_2REAL is *as if* defined by the following (see Section 4.1).

```
MPI_TYPE_CONTIGUOUS(2, MPI_REAL, MPI_2REAL)
```

Similar statements apply for MPI\_2INTEGER, MPI\_2DOUBLE\_PRECISION, and MPI\_2INT.

The datatype MPI\_FLOAT\_INT is *as if* defined by the following sequence of instructions.

```
type[0] = MPI_FLOAT
type[1] = MPI_INT
disp[0] = 0
disp[1] = sizeof(float)
block[0] = 1
block[1] = 1
MPI_TYPE_CREATE_STRUCT(2, block, disp, type, MPI_FLOAT_INT)
```

Similar statements apply for MPI\_LONG\_INT and MPI\_DOUBLE\_INT.

The following examples use intracommunicators.

### Example 5.17

Each process has an array of 30 doubles, in C. For each of the 30 locations, compute the value and rank of the process containing the largest value.

```
...
/* each process has an array of 30 double: ain[30]
*/
double ain[30], aout[30];
int ind[30];
struct {
    double val;
    int rank;
} in[30], out[30];
int i, myrank, root;

MPI_Comm_rank(comm, &myrank);
for (i=0; i<30; ++i) {
    in[i].val = ain[i];
    in[i].rank = myrank;
}
MPI_Reduce(in, out, 30, MPI_DOUBLE_INT, MPI_MAXLOC, root, comm);
/* At this point, the answer resides on process root
*/
if (myrank == root) {
    /* read ranks out
    */
```

```

1     for (i=0; i<30; ++i) {
2         aout[i] = out[i].val;
3         ind[i] = out[i].rank;
4     }
5 }

```

**Example 5.18**

Same example, in Fortran.

```

10
11     ...
12     ! each process has an array of 30 double: ain(30)
13
14     DOUBLE PRECISION ain(30), aout(30)
15     INTEGER ind(30)
16     DOUBLE PRECISION in(2,30), out(2,30)
17     INTEGER i, myrank, root, ierr
18
19     CALL MPI_COMM_RANK(comm, myrank, ierr)
20     DO I=1, 30
21         in(1,i) = ain(i)
22         in(2,i) = myrank      ! myrank is coerced to a double
23     END DO
24
25     CALL MPI_REDUCE(in, out, 30, MPI_2DOUBLE_PRECISION, MPI_MAXLOC, root,
26                                     comm, ierr)
27
28     ! At this point, the answer resides on process root
29
30     IF (myrank .EQ. root) THEN
31         ! read ranks out
32         DO I= 1, 30
33             aout(i) = out(1,i)
34             ind(i) = out(2,i) ! rank is coerced back to an integer
35         END DO
36     END IF

```

**Example 5.19**

Each process has a non-empty array of values. Find the minimum global value, the rank of the process that holds it and its index on this process.

```

41     #define LEN 1000
42
43     float val[LEN];          /* local array of values */
44     int count;              /* local number of values */
45     int myrank, minrank, minindex;
46     float minval;
47
48     struct {

```



```

float value;
int index;
} in, out;

/* local minloc */
in.value = val[0];
in.index = 0;
for (i=1; i < count; i++)
    if (in.value > val[i]) {
        in.value = val[i];
        in.index = i;
    }

/* global minloc */
MPI_Comm_rank(comm, &myrank);
in.index = myrank*LEN + in.index;
MPI_Reduce( &in, &out, 1, MPI_FLOAT_INT, MPI_MINLOC, root, comm );
/* At this point, the answer resides on process root
*/
if (myrank == root) {
    /* read answer out
    */
    minval = out.value;
    minrank = out.index / LEN;
    minindex = out.index % LEN;
}

```

*Rationale.* The definition of MPI\_MINLOC and MPI\_MAXLOC given here has the advantage that it does not require any special-case handling of these two operations: they are handled like any other reduce operation. A programmer can provide his or her own definition of MPI\_MAXLOC and MPI\_MINLOC, if so desired. The disadvantage is that values and indices have to be first interleaved, and that indices and values have to be coerced to the same type, in Fortran. (*End of rationale.*)

### 5.9.5 User-Defined Reduction Operations

MPI\_OP\_CREATE(function, commute, op)

IN	function	user defined function (function)
IN	commute	true if commutative; false otherwise.
OUT	op	operation (handle)

int MPI\_Op\_create(MPI\_User\_function \*function, int commute, MPI\_Op \*op)

MPI\_OP\_CREATE( FUNCTION, COMMUTE, OP, IERROR)

EXTERNAL FUNCTION

LOGICAL COMMUTE

1       INTEGER OP, IERROR

2  
3       {void MPI::Op::Init(MPI::User\_function \*function, bool commute) (*binding*  
4                               *deprecated, see Section 15.2*) }

5       MPI\_OP\_CREATE binds a user-defined reduction operation to an op handle that can  
6       subsequently be used in MPI\_REDUCE, MPI\_ALLREDUCE, MPI\_REDUCE\_SCATTER,  
7       MPI\_SCAN, and MPI\_EXSCAN. The user-defined operation is assumed to be associative.  
8       If `commute = true`, then the operation should be both commutative and associative. If  
9       `commute = false`, then the order of operands is fixed and is defined to be in ascending,  
10       process rank order, beginning with process zero. The order of evaluation can be changed,  
11       taking advantage of the associativity of the operation. If `commute = true` then the order  
12       of evaluation can be changed, taking advantage of commutativity and associativity.

13       The argument `function` is the user-defined function, which must have the following four  
14       arguments: `invec`, `inoutvec`, `len` and `datatype`.

15       The ISO C prototype for the function is the following.

16       typedef void MPI\_User\_function(void\* invec, void\* inoutvec, int \*len,  
17                                       MPI\_Datatype \*datatype);

18       The Fortran declaration of the user-defined function appears below.

19       SUBROUTINE USER\_FUNCTION(INVEC, INOUTVEC, LEN, TYPE)  
20        <type> INVEC(LEN), INOUTVEC(LEN)  
21        INTEGER LEN, TYPE

22       The C++ declaration of the user-defined function appears below.

23       {typedef void MPI::User\_function(const void\* invec, void\* inoutvec, int  
24                                       len, const Datatype& datatype); (*binding deprecated, see*  
25                                       *Section 15.2*)}

26  
27  
28       The `datatype` argument is a handle to the data type that was passed into the call to  
29       MPI\_REDUCE. The user reduce function should be written such that the following holds:  
30       Let `u[0], ... , u[len-1]` be the `len` elements in the communication buffer described by the  
31       arguments `invec`, `len` and `datatype` when the function is invoked; let `v[0], ... , v[len-1]` be `len`  
32       elements in the communication buffer described by the arguments `inoutvec`, `len` and `datatype`  
33       when the function is invoked; let `w[0], ... , w[len-1]` be `len` elements in the communication  
34       buffer described by the arguments `inoutvec`, `len` and `datatype` when the function returns;  
35       then `w[i] = u[i]o[v[i]`, for `i=0 , ... , len-1`, where `o` is the reduce operation that the function  
36       computes.

37       Informally, we can think of `invec` and `inoutvec` as arrays of `len` elements that `function`  
38       is combining. The result of the reduction over-writes values in `inoutvec`, hence the name.  
39       Each invocation of the function results in the pointwise evaluation of the reduce operator  
40       on `len` elements: i.e., the function returns in `inoutvec[i]` the value `invec[i] o inoutvec[i]`, for  
41       `i = 0, ... , count - 1`, where `o` is the combining operation computed by the function.

42  
43       *Rationale.* The `len` argument allows MPI\_REDUCE to avoid calling the function for  
44       each element in the input buffer. Rather, the system can choose to apply the function  
45       to chunks of input. In C, it is passed in as a reference for reasons of compatibility  
46       with Fortran.

47       By internally comparing the value of the `datatype` argument to known, global handles,  
48       it is possible to overload the use of a single user-defined function for several, different

data types. (*End of rationale.*)

General datatypes may be passed to the user function. However, use of datatypes that are not contiguous is likely to lead to inefficiencies.

No MPI communication function may be called inside the user function. MPI\_ABORT may be called inside the function in case of an error.

*Advice to users.* Suppose one defines a library of user-defined reduce functions that are overloaded: the `datatype` argument is used to select the right execution path at each invocation, according to the types of the operands. The user-defined reduce function cannot “decode” the `datatype` argument that it is passed, and cannot identify, by itself, the correspondence between the `datatype` handles and the `datatype` they represent. This correspondence was established when the datatypes were created. Before the library is used, a library initialization preamble must be executed. This preamble code will define the datatypes that are used by the library, and store handles to these datatypes in global, static variables that are shared by the user code and the library code.

The Fortran version of MPI\_REDUCE will invoke a user-defined reduce function using the Fortran calling conventions and will pass a Fortran-type `datatype` argument; the C version will use C calling convention and the C representation of a `datatype` handle. Users who plan to mix languages should define their reduction functions accordingly. (*End of advice to users.*)

*Advice to implementors.* We outline below a naive and inefficient implementation of MPI\_REDUCE not supporting the “in place” option.

```

MPI_Comm_size(comm, &groupsize);
MPI_Comm_rank(comm, &rank);
if (rank > 0) {
    MPI_Recv(tempbuf, count, datatype, rank-1,...);
    User_reduce(tempbuf, sendbuf, count, datatype);
}
if (rank < groupsize-1) {
    MPI_Send(sendbuf, count, datatype, rank+1, ...);
}
/* answer now resides in process groupsize-1 ... now send to root
*/
if (rank == root) {
    MPI_Irecv(recvbuf, count, datatype, groupsize-1,..., &req);
}
if (rank == groupsize-1) {
    MPI_Send(sendbuf, count, datatype, root, ...);
}
if (rank == root) {
    MPI_Wait(&req, &status);
}

```

The reduction computation proceeds, sequentially, from process 0 to process `groupsize-1`. This order is chosen so as to respect the order of a possibly non-commutative operator defined by the function `User_reduce()`. A more efficient implementation is achieved by taking advantage of associativity and using a logarithmic tree reduction. Commutativity can be used to advantage, for those cases in which the `commute` argument to `MPI_OP_CREATE` is true. Also, the amount of temporary buffer required can be reduced, and communication can be pipelined with computation, by transferring and reducing the elements in chunks of size `len < count`.

The predefined reduce operations can be implemented as a library of user-defined operations. However, better performance might be achieved if `MPI_REDUCE` handles these functions as a special case. (*End of advice to implementors.*)

`MPI_OP_FREE(op)`

INOUT op operation (handle)

`int MPI_op_free(MPI_Op *op)`

`MPI_OP_FREE(OP, IERROR)`

INTEGER OP, IERROR

{void MPI::Op::Free() (*binding deprecated, see Section 15.2*) }

Marks a user-defined reduction operation for deallocation and sets `op` to `MPI_OP_NULL`.

### Example of User-defined Reduce

It is time for an example of user-defined reduction. The example in this section uses an intracommunicator.

**Example 5.20** Compute the product of an array of complex numbers, in C.

```
typedef struct {
    double real, imag;
} Complex;

/* the user-defined function
*/
void myProd(Complex *in, Complex *inout, int *len, MPI_Datatype *dptr)
{
    int i;
    Complex c;

    for (i=0; i< *len; ++i) {
        c.real = inout->real*in->real -
                inout->imag*in->imag;
        c.imag = inout->real*in->imag +
                inout->imag*in->real;
        *inout = c;
    }
}
```

```

        in++; inout++;
    }
}

/* and, to call it...
*/
...

/* each process has an array of 100 Complexes
*/
Complex a[100], answer[100];
MPI_Op myOp;
MPI_Datatype ctype;

/* explain to MPI how type Complex is defined
*/
MPI_Type_contiguous(2, MPI_DOUBLE, &ctype);
MPI_Type_commit(&ctype);
/* create the complex-product user-op
*/
MPI_Op_create( myProd, 1, &myOp );

MPI_Reduce(a, answer, 100, ctype, myOp, root, comm);

/* At this point, the answer, which consists of 100 Complexes,
* resides on process root
*/

```

### 5.9.6 All-Reduce

MPI includes a variant of the reduce operations where the result is returned to all processes in a group. MPI requires that all processes from the same group participating in these operations receive identical results.

`MPI_ALLREDUCE(sendbuf, recvbuf, count, datatype, op, comm)`

IN	sendbuf	starting address of send buffer (choice)
OUT	recvbuf	starting address of receive buffer (choice)
IN	count	number of elements in send buffer (non-negative integer)
IN	datatype	data type of elements of send buffer (handle)
IN	op	operation (handle)
IN	comm	communicator (handle)

```

int MPI_Allreduce(void* sendbuf, void* recvbuf, int count,
                 MPI_Datatype datatype, MPI_Op op, MPI_Comm comm)

```

```

1 MPI_ALLREDUCE(SENDBUF, RECVBUFF, COUNT, DATATYPE, OP, COMM, IERROR)
2   <type> SENDBUF(*), RECVBUFF(*)
3   INTEGER COUNT, DATATYPE, OP, COMM, IERROR
4
5 {void MPI::Comm::Allreduce(const void* sendbuf, void* recvbuf, int count,
6   const MPI::Datatype& datatype, const MPI::Op& op)
7   const = 0(binding deprecated, see Section 15.2) }

```

If `comm` is an intracommunicator, `MPI_ALLREDUCE` behaves the same as `MPI_REDUCE` except that the result appears in the receive buffer of all the group members.

*Advice to implementors.* The all-reduce operations can be implemented as a reduce, followed by a broadcast. However, a direct implementation can lead to better performance. (*End of advice to implementors.*)

The “in place” option for intracommunicators is specified by passing the value `MPI_IN_PLACE` to the argument `sendbuf` at all processes. In this case, the input data is taken at each process from the receive buffer, where it will be replaced by the output data.

If `comm` is an intercommunicator, then the result of the reduction of the data provided by processes in group A is stored at each process in group B, and vice versa. Both groups should provide `count` and `datatype` arguments that specify the same type signature.

The following example uses an intracommunicator.

### Example 5.21

A routine that computes the product of a vector and an array that are distributed across a group of processes and returns the answer at all nodes (see also Example 5.16).

```

25 SUBROUTINE PAR_BLAS2(m, n, a, b, c, comm)
26 REAL a(m), b(m,n)    ! local slice of array
27 REAL c(n)           ! result
28 REAL sum(n)
29 INTEGER n, comm, i, j, ierr
30
31 ! local sum
32 DO j= 1, n
33   sum(j) = 0.0
34   DO i = 1, m
35     sum(j) = sum(j) + a(i)*b(i,j)
36   END DO
37 END DO
38
39 ! global sum
40 CALL MPI_ALLREDUCE(sum, c, n, MPI_REAL, MPI_SUM, comm, ierr)
41
42 ! return result at all nodes
43 RETURN
44

```

### 5.9.7 Process-[l]Local [r]Reduction

The functions in this section are of importance to library implementors who may want to implement special reduction patterns that are otherwise not easily covered by the standard

MPI operations.

The following function applies a reduction operator to local arguments.

`MPI_REDUCE_LOCAL( inbuf, inoutbuf, count, datatype, op)`

IN	inbuf	input buffer (choice)
INOUT	inoutbuf	combined input and output buffer (choice)
IN	count	number of elements in inbuf and inoutbuf buffers (non-negative integer)
IN	datatype	data type of elements of inbuf and inoutbuf buffers (handle)
IN	op	operation (handle)

```
int MPI_Reduce_local(void* inbuf, void* inoutbuf, int count,
                    MPI_Datatype datatype, MPI_Op op)
```

```
MPI_REDUCE_LOCAL(INBUF, INOUBUF, COUNT, DATATYPE, OP, IERROR)
    <type> INBUF(*), INOUBUF(*)
    INTEGER COUNT, DATATYPE, OP, IERROR
```

```
{void MPI::Op::Reduce_local(const void* inbuf, void* inoutbuf, int count,
                            const MPI::Datatype& datatype) const(binding deprecated, see
                            Section 15.2) }
```

The function applies the operation given by `op` element-wise to the elements of `inbuf` and `inoutbuf` with the result stored element-wise in `inoutbuf`, as explained for user-defined operations in Section 5.9.5. Both `inbuf` and `inoutbuf` (input as well as result) have the same number of elements given by `count` and the same `datatype` given by `datatype`. The `MPI_IN_PLACE` option is not allowed.

Reduction operations can be queried for their commutativity.

`MPI_OP_COMMUTATIVE( op, commute)`

IN	op	operation (handle)
OUT	commute	true if <code>op</code> is commutative, false otherwise (logical)

```
int MPI_Op_commutative(MPI_Op op, int *commute)
```

```
MPI_OP_COMMUTATIVE(OP, COMMUTE, IERROR)
    LOGICAL COMMUTE
    INTEGER OP, IERROR
```

```
{bool MPI::Op::Is_commutative() const(binding deprecated, see Section 15.2) }
```

## 5.10 Reduce-Scatter

MPI includes variants of the reduce operations where the result is scattered to all processes in a group on return. One variant scatters equal-sized blocks to all processes, while another variant scatters blocks that may vary in size for each process.

### 5.10.1 MPI\_REDUCE\_SCATTER\_BLOCK

```

MPI_REDUCE_SCATTER_BLOCK( sendbuf, recvbuf, recvcnt, datatype, op, comm)
    IN      sendbuf      starting address of send buffer (choice)
    OUT     recvbuf      starting address of receive buffer (choice)
    IN      recvcnt      element count per block (non-negative integer)
    IN      datatype     data type of elements of send and receive buffers (handle)
    IN      op           operation (handle)
    IN      comm         communicator (handle)

int MPI_Reduce_scatter_block(void* sendbuf, void* recvbuf, int recvcnt,
                             MPI_Datatype datatype, MPI_Op op, MPI_Comm comm)

MPI_REDUCE_SCATTER_BLOCK(SENDBUF, RECVBUF, RECVCOUNT, DATATYPE, OP, COMM,
                          IERROR)
    <type> SENDBUF(*), RECVBUF(*)
    INTEGER RECVCOUNT, DATATYPE, OP, COMM, IERROR

{void MPI::Comm::Reduce_scatter_block(const void* sendbuf, void* recvbuf,
    int recvcnt, const MPI::Datatype& datatype,
    const MPI::Op& op) const = 0(binding deprecated, see Section 15.2) }
```

If `comm` is an intracommunicator, `MPI_REDUCE_SCATTER_BLOCK` first performs a global, element-wise reduction on vectors of `count = n*recvcnt` elements in the send buffers defined by `sendbuf`, `count` and `datatype`, using the operation `op`, where `n` is the number of processes in the group of `comm`. The routine is called by all group members using the same arguments for `recvcnt`, `datatype`, `op` and `comm`. The resulting vector is treated as `n` consecutive blocks of `recvcnt` elements that are scattered to the processes of the group. The `i`-th block is sent to process `i` and stored in the receive buffer defined by `recvbuf`, `recvcnt`, and `datatype`.

*Advice to implementors.* The `MPI_REDUCE_SCATTER_BLOCK` routine is functionally equivalent to: an `MPI_REDUCE` collective operation with `count` equal to `recvcnt*n`, followed by an `MPI_SCATTER` with `sendcount` equal to `recvcnt`. However, a direct implementation may run faster. (*End of advice to implementors.*)

The “in place” option for intracommunicators is specified by passing `MPI_IN_PLACE` in the `sendbuf` argument on *all* processes. In this case, the input data is taken from the receive buffer.



If `comm` is an intercommunicator, then the result of the reduction of the data provided by processes in one group (group A) is scattered among processes in the other group (group B) and vice versa. Within each group, all processes provide the same value for the `recvcount` argument, and provide input vectors of `count = n*recvcount` elements stored in the send buffers, where `n` is the size of the group. The number of elements `count` must be the same for the two groups. The resulting vector from the other group is scattered in blocks of `recvcount` elements among the processes in the group.

*Rationale.* The last restriction is needed so that the length of the send buffer of one group can be determined by the local `recvcount` argument of the other group. Otherwise, a communication is needed to figure out how many elements are reduced. (*End of rationale.*)

### 5.10.2 MPI\_REDUCE\_SCATTER

`MPI_REDUCE_SCATTER` extends the functionality of `MPI_REDUCE_SCATTER_BLOCK` such that the scattered blocks can vary in size. Block sizes are determined by the `recvcounts` array, such that the `i`-th block contains `recvcounts[i]` elements.

`MPI_REDUCE_SCATTER( sendbuf, recvbuf, recvcounts, datatype, op, comm)`

IN	<code>sendbuf</code>	starting address of send buffer (choice)
OUT	<code>recvbuf</code>	starting address of receive buffer (choice)
IN	<code>recvcounts</code>	non-negative integer array (of length group size) specifying the number of elements of the result distributed to each process.
IN	<code>datatype</code>	data type of elements of send and receive buffers (handle)
IN	<code>op</code>	operation (handle)
IN	<code>comm</code>	communicator (handle)

```
int MPI_Reduce_scatter(void* sendbuf, void* recvbuf, int *recvcounts,
                      MPI_Datatype datatype, MPI_Op op, MPI_Comm comm)
```

```
MPI_REDUCE_SCATTER(SENDBUF, RECVBUF, RECVCOUNTS, DATATYPE, OP, COMM,
                   IERROR)
```

```
<type> SENDBUF(*), RECVBUF(*)
```

```
INTEGER RECVCOUNTS(*), DATATYPE, OP, COMM, IERROR
```

```
{void MPI::Comm::Reduce_scatter(const void* sendbuf, void* recvbuf,
                                int recvcounts[], const MPI::Datatype& datatype,
                                const MPI::Op& op) const = 0(binding deprecated, see Section 15.2) }
```

If `comm` is an intracommunicator, `MPI_REDUCE_SCATTER` first performs a global, element-wise reduction on vectors of `count =  $\sum_{i=0}^{n-1} \text{recvcounts}[i]$`  elements in the send buffers defined by `sendbuf`, `count` and `datatype`, using the operation `op`, where `n` is the number of processes in the group of `comm`. The routine is called by all group members using the same arguments for `recvcounts`, `datatype`, `op` and `comm`. The resulting vector is treated as

n consecutive blocks where the number of elements of the *i*-th block is `recvcounts[i]`. The blocks are scattered to the processes of the group. The *i*-th block is sent to process *i* and stored in the receive buffer defined by `recvbuf`, `recvcounts[i]` and `datatype`.

*Advice to implementors.* The `MPI_REDUCE_SCATTER` routine is functionally equivalent to: an `MPI_REDUCE` collective operation with count equal to the sum of `recvcounts[i]` followed by `MPI_SCATTERV` with `sendcounts` equal to `recvcounts`. However, a direct implementation may run faster. (*End of advice to implementors.*)

The “in place” option for intracommunicators is specified by passing `MPI_IN_PLACE` in the `sendbuf` argument. In this case, the input data is taken from the receive buffer. It is not required to specify the “in place” option on all processes, since the processes for which `recvcounts[i]==0` may not have allocated a receive buffer.

If `comm` is an intercommunicator, then the result of the reduction of the data provided by processes in one group (group A) is scattered among processes in the other group (group B), and vice versa. Within each group, all processes provide the same `recvcounts` argument, and provide input vectors of `count =  $\sum_{i=0}^{n-1} \text{recvcounts}[i]$`  elements stored in the send buffers, where `n` is the size of the group. The resulting vector from the other group is scattered in blocks of `recvcounts[i]` elements among the processes in the group. The number of elements `count` must be the same for the two groups.

*Rationale.* The last restriction is needed so that the length of the send buffer can be determined by the sum of the local `recvcounts` entries. Otherwise, a communication is needed to figure out how many elements are reduced. (*End of rationale.*)

## 5.11 Scan

### 5.11.1 Inclusive Scan

`MPI_SCAN(sendbuf, recvbuf, count, datatype, op, comm)`

IN	<code>sendbuf</code>	starting address of send buffer (choice)
OUT	<code>recvbuf</code>	starting address of receive buffer (choice)
IN	<code>count</code>	number of elements in input buffer (non-negative integer)
IN	<code>datatype</code>	data type of elements of input buffer (handle)
IN	<code>op</code>	operation (handle)
IN	<code>comm</code>	communicator (handle)

```
int MPI_Scan(void* sendbuf, void* recvbuf, int count,
            MPI_Datatype datatype, MPI_Op op, MPI_Comm comm)
```

```
MPI_SCAN(SENDBUF, RECVBUF, COUNT, DATATYPE, OP, COMM, IERROR)
<type> SENDBUF(*), RECVBUF(*)
INTEGER COUNT, DATATYPE, OP, COMM, IERROR
```

```
{void MPI::Intracomm::Scan(const void* sendbuf, void* recvbuf, int count,
    const MPI::Datatype& datatype, const MPI::Op& op) const(binding
    deprecated, see Section 15.2) }
```

If `comm` is an intracommunicator, `MPI_SCAN` is used to perform a prefix reduction on data distributed across the group. The operation returns, in the receive buffer of the process with rank `i`, the reduction of the values in the send buffers of processes with ranks `0, ..., i` (inclusive). The type of operations supported, their semantics, and the constraints on send and receive buffers are as for `MPI_REDUCE`.

The “in place” option for intracommunicators is specified by passing `MPI_IN_PLACE` in the `sendbuf` argument. In this case, the input data is taken from the receive buffer, and replaced by the output data.

This operation is invalid for intercommunicators.

### 5.11.2 Exclusive Scan

```
MPI_EXSCAN(sendbuf, recvbuf, count, datatype, op, comm)
```

IN	sendbuf	starting address of send buffer (choice)
OUT	recvbuf	starting address of receive buffer (choice)
IN	count	number of elements in input buffer (non-negative integer)
IN	datatype	data type of elements of input buffer (handle)
IN	op	operation (handle)
IN	comm	intracommunicator (handle)

```
int MPI_Exscan(void* sendbuf, void* recvbuf, int count,
    MPI_Datatype datatype, MPI_Op op, MPI_Comm comm)
```

```
MPI_EXSCAN(SENDBUF, RECVBUF, COUNT, DATATYPE, OP, COMM, IERROR)
```

```
<type> SENDBUF(*), RECVBUF(*)
INTEGER COUNT, DATATYPE, OP, COMM, IERROR
```

```
{void MPI::Intracomm::Exscan(const void* sendbuf, void* recvbuf, int count,
    const MPI::Datatype& datatype, const MPI::Op& op) const(binding
    deprecated, see Section 15.2) }
```

If `comm` is an intracommunicator, `MPI_EXSCAN` is used to perform a prefix reduction on data distributed across the group. The value in `recvbuf` on the process with rank 0 is undefined, and `recvbuf` is not significant on process 0. The value in `recvbuf` on the process with rank 1 is defined as the value in `sendbuf` on the process with rank 0. For processes with rank  $i > 1$ , the operation returns, in the receive buffer of the process with rank  $i$ , the reduction of the values in the send buffers of processes with ranks `0, ..., i - 1` (inclusive). The type of operations supported, their semantics, and the constraints on send and receive buffers, are as for `MPI_REDUCE`.

The “in place” option for intracommunicators is specified by passing `MPI_IN_PLACE` in the `sendbuf` argument. In this case, the input data is taken from the receive buffer, and

replaced by the output data. The receive buffer on rank 0 is not changed by this operation. This operation is invalid for intercommunicators.

*Rationale.* The exclusive scan is more general than the inclusive scan. Any inclusive scan operation can be achieved by using the exclusive scan and then locally combining the local contribution. Note that for non-invertable operations such as MPI\_MAX, the exclusive scan cannot be computed with the inclusive scan. (*End of rationale.*)

### 5.11.3 Example using MPI\_SCAN

The example in this section uses an intracommunicator.

#### Example 5.22

This example uses a user-defined operation to produce a *segmented scan*. A segmented scan takes, as input, a set of values and a set of logicals, and the logicals delineate the various segments of the scan. For example:

<i>values</i>	$v_1$	$v_2$	$v_3$	$v_4$	$v_5$	$v_6$	$v_7$	$v_8$
<i>logicals</i>	0	0	1	1	1	0	0	1
<i>result</i>	$v_1$	$v_1 + v_2$	$v_3$	$v_3 + v_4$	$v_3 + v_4 + v_5$	$v_6$	$v_6 + v_7$	$v_8$

The operator that produces this effect is,

$$\begin{pmatrix} u \\ i \end{pmatrix} \circ \begin{pmatrix} v \\ j \end{pmatrix} = \begin{pmatrix} w \\ j \end{pmatrix},$$

where,

$$w = \begin{cases} u + v & \text{if } i = j \\ v & \text{if } i \neq j \end{cases}.$$

Note that this is a non-commutative operator. C code that implements it is given below.

```

typedef struct {
    double val;
    int log;
} SegScanPair;

/* the user-defined function
*/
void segScan(SegScanPair *in, SegScanPair *inout, int *len,
             MPI_Datatype *dptr)
{
    int i;
    SegScanPair c;

    for (i=0; i< *len; ++i) {
        if (in->log == inout->log)
            c.val = in->val + inout->val;
    }
}

```

```

        else
            c.val = inout->val;
        c.log = inout->log;
        *inout = c;
        in++; inout++;
    }
}

```

Note that the `inout` argument to the user-defined function corresponds to the right-hand operand of the operator. When using this operator, we must be careful to specify that it is non-commutative, as in the following.

```

int i,base;
SegScanPair a, answer;
MPI_Op      myOp;
MPI_Datatype type[2] = {MPI_DOUBLE, MPI_INT};
MPI_Aint     disp[2];
int          blocklen[2] = { 1, 1};
MPI_Datatype sspair;

/* explain to MPI how type SegScanPair is defined
 */
MPI_Get_address( a, disp);
MPI_Get_address( a.log, disp+1);
base = disp[0];
for (i=0; i<2; ++i) disp[i] -= base;
MPI_Type_create_struct( 2, blocklen, disp, type, &sspair );
MPI_Type_commit( &sspair );
/* create the segmented-scan user-op
 */
MPI_Op_create(segScan, 0, &myOp);
...
MPI_Scan( &a, &answer, 1, sspair, myOp, comm );

```

ticket109.

## 5.12 Nonblocking Collective Operations

As described in Section 3.7, performance of many applications can be improved by overlapping communication and computation, and many systems enable this. Nonblocking collective operations combine the potential benefits of nonblocking point-to-point operations, to exploit overlap and to avoid synchronization, with the optimized implementation and message scheduling provided by collective operations [27, 30]. One way of doing this would be to perform a blocking collective operation in a separate thread. An alternative mechanism that often leads to better performance (e.g., avoids context switching, scheduler overheads, and thread management) is to use nonblocking collective communication [28].

The nonblocking collective communication model is similar to the model used for nonblocking point-to-point communication. A nonblocking call initiates a collective operation, which must be completed in a separate completion call. Once initiated, the operation

1 may progress independently of any computation or other communication at participating  
2 processes. In this manner, nonblocking collective operations can mitigate possible synchron-  
3 izing effects of collective operations by running them in the “background.” In addition to  
4 enabling communication-computation overlap, nonblocking collective operations can per-  
5 form collective operations on overlapping communicators, which would lead to deadlocks  
6 with blocking operations. Their semantic advantages can also be useful in combination with  
7 point-to-point communication.

8 As in the nonblocking point-to-point case, all calls are local and return immediately,  
9 irrespective of the status of other processes. The call initiates the operation, which indicates  
10 that the system may start to copy data out of the send buffer and into the receive buffer.  
11 Once initiated, all associated send buffers and buffers associated with input arguments (such  
12 as arrays of counts, displacements, or datatypes in the vector versions of the collectives)  
13 should not be modified, and all associated receive buffers should not be accessed, until the  
14 collective operation completes. The call returns a request handle, which must be passed to  
15 a completion call.

16 All completion calls (e.g., `MPI_WAIT`) described in Section 3.7.3 are supported for  
17 nonblocking collective operations. Similarly to the blocking case, nonblocking collective  
18 operations are considered to be complete when the local part of the operation is finished,  
19 i.e., for the caller, the semantics of the operation are guaranteed and all buffers can be  
20 safely accessed and modified. Completion does not indicate that other processes have  
21 completed or even started the operation (unless otherwise implied by the description of  
22 the operation). Completion of a particular nonblocking collective operation also does not  
23 indicate completion of any other posted nonblocking collective (or send-receive) operations,  
24 whether they are posted before or after the completed operation.

25  
26 *Advice to users.* Users should be aware that implementations are allowed, but  
27 not required (with exception of `MPI_IBARRIER`), to synchronize processes during the  
28 completion of a nonblocking collective operation. (*End of advice to users.*)

29  
30 Upon returning from a completion call in which a nonblocking collective operation  
31 completes, the `MPI_ERROR` field in the associated status object is set appropriately, see  
32 Section 3.2.5 on page 33. The values of the `MPI_SOURCE` and `MPI_TAG` fields are undefined.  
33 It is valid to mix different request types (i.e., any combination of collective requests, I/O  
34 requests, generalized requests, or point-to-point requests) in functions that enable multiple  
35 completions (e.g., `MPI_WAITALL`). It is erroneous to call `MPI_REQUEST_FREE` or  
36 `MPI_CANCEL` for a request associated with a nonblocking collective operation. Nonblocking  
37 collective requests are not persistent.

38  
39 *Rationale.* Freeing an active nonblocking collective request could cause similar  
40 problems as discussed for point-to-point requests (see Section 3.7.3). Cancelling a  
41 request is not supported because the semantics of this operation are not well-defined.  
42 (*End of rationale.*)

43  
44 Multiple nonblocking collective operations can be outstanding on a single communi-  
45 cator. If the nonblocking call causes some system resource to be exhausted, then it may  
46 fail and generate an MPI exception. Quality implementations of MPI should ensure that  
47 this happens only in pathological cases. That is, an MPI implementation should be able to  
48 support a large number of pending nonblocking operations.

Unlike point-to-point operations, nonblocking collective operations do not match with blocking collective operations, and collective operations do not have a tag argument. All processes must call collective operations (blocking and nonblocking) in the same order per communicator. In particular, once a process calls a collective operation, all other processes in the communicator must eventually call the same collective operation, and no other collective operation with the same communicator in between. This is consistent with the ordering rules for blocking collective operations in threaded environments.

*Rationale.* Matching blocking and nonblocking collective operations is not allowed because the implementation might use different communication algorithms for the two cases. Blocking collective operations may be optimized for minimal time to completion, while nonblocking collective operations may balance time to completion with CPU overhead and asynchronous progression.

The use of tags for collective operations can prevent certain hardware optimizations. (*End of rationale.*)

*Advice to users.* If program semantics require matching blocking and nonblocking collective operations, then a nonblocking collective operation can be initiated and immediately completed with a blocking wait to emulate blocking behavior. (*End of advice to users.*)

In terms of data movements, each nonblocking collective operation has the same effect as its blocking counterpart for intracommunicators and intercommunicators after completion. Likewise, upon completion, nonblocking collective reduction operations have the same effect as their blocking counterparts, and the same restrictions and recommendations on reduction orders apply.

The use of the “in place” option is allowed exactly as described for the corresponding blocking collective operations. When using the “in place” option, message buffers function as both send and receive buffers. Such buffers should not be modified or accessed until the operation completes.

Progression rules for nonblocking collective operations are similar to progression of nonblocking point-to-point operations, refer to Section 3.7.4.

*Advice to implementors.* Nonblocking collective operations can be implemented with local execution schedules [29] using nonblocking point-to-point communication and a reserved tag-space. (*End of advice to implementors.*)

### 5.12.1 Nonblocking Barrier Synchronization

MPI\_IBARRIER(comm , request)

IN	comm	communicator (handle)
OUT	request	communication request (handle)

int MPI\_Ibarrier(MPI\_Comm comm, MPI\_Request \*request)

MPI\_IBARRIER(COMM, REQUEST, IERROR)

1       INTEGER COMM, REQUEST, IERROR

2  
3       {MPI::Request MPI::Comm::Ibarrier() const = 0(*binding deprecated, see*  
4                *Section 15.2*) }

5       MPI\_IBARRIER is a nonblocking version of MPI\_BARRIER. By calling MPI\_IBARRIER,  
6 a process notifies that it has reached the barrier. The call returns immediately, independ-  
7 ent of whether other processes have called MPI\_IBARRIER. The usual barrier semantics  
8 are enforced at the corresponding completion operation (test or wait), which in the intra-  
9 communicator case will complete only after all other processes in the communicator have  
10 called MPI\_IBARRIER. In the intercommunicator case, it will complete when all processes  
11 in the remote group have called MPI\_IBARRIER.

12  
13       *Advice to users.* A nonblocking barrier can be used to hide latency. Moving independ-  
14 ent computations between the MPI\_IBARRIER and the subsequent completion call  
15 can overlap the barrier latency and therefore shorten possible waiting times. The se-  
16 mantic properties are also useful when mixing collective operations and point-to-point  
17 messages. (*End of advice to users.*)

## 19   5.12.2 Nonblocking Broadcast

22 MPI\_IBCAST(buffer, count, datatype, root, comm, request)

24	INOUT	buffer	starting address of buffer (choice)
25	IN	count	number of entries in buffer (non-negative integer)
26	IN	datatype	data type of buffer (handle)
27	IN	root	rank of broadcast root (integer)
28	IN	comm	communicator (handle)
29	IN	request	communication request (handle)

32  
33       int MPI\_Ibcast(void\* buffer, int count, MPI\_Datatype datatype, int root,  
34                    MPI\_Comm comm, MPI\_Request \*request)

35       MPI\_IBCAST(BUFFER, COUNT, DATATYPE, ROOT, COMM, REQUEST, IERROR)

36       <type> BUFFER(\*)

37       INTEGER COUNT, DATATYPE, ROOT, COMM, REQUEST, IERROR

38  
39       {MPI::Request MPI::Comm::Ibcast(void\* buffer, int count,  
40                const MPI::Datatype& datatype, int root) const = 0(*binding*  
41                *deprecated, see Section 15.2*) }

42       This call starts a nonblocking variant of MPI\_BCAST (see Section 5.4).

### 44   Example using MPI\_IBCAST

45       The example in this section uses an intracommunicator.

### 47   Example 5.23



Start a broadcast of 100 ints from process 0 to every process in the group, perform some computation on independent data, and then complete the outstanding broadcast operation.

```

MPI_Comm comm;
int array1[100], array2[100];
int root=0;
MPI_Request req;
...
MPI_Ibcast(array1, 100, MPI_INT, root, comm, &req);
compute(array2, 100);
MPI_Wait(&req, MPI_STATUS_IGNORE);

```

### 5.12.3 Nonblocking Gather

`MPI_IGATHER`(sendbuf, sendcount, sendtype, recvbuf, recvcount, recvtype, root, comm, request)

IN	sendbuf	starting address of send buffer (choice)
IN	sendcount	number of elements in send buffer (non-negative integer)
IN	sendtype	data type of send buffer elements (handle)
OUT	recvbuf	address of receive buffer (choice, significant only at root)
IN	recvcount	number of elements for any single receive (non-negative integer, significant only at root)
IN	recvtype	data type of recv buffer elements (significant only at root) (handle)
IN	root	rank of receiving process (integer)
IN	comm	communicator (handle)
OUT	request	communication request (handle)

```

int MPI_Igather(void* sendbuf, int sendcount, MPI_Datatype sendtype,
               void* recvbuf, int recvcount, MPI_Datatype recvtype, int root,
               MPI_Comm comm, MPI_Request *request)

```

```

MPI_IGATHER(SENDBUF, SENDCOUNT, SENDTYPE, RECVBUF, RECVCOUNT, RECVTYPE,
            ROOT, COMM, REQUEST, IERROR)
<type> SENDBUF(*), RECVBUF(*)
INTEGER SENDCOUNT, SENDTYPE, RECVCOUNT, RECVTYPE, ROOT, COMM, REQUEST,
IERROR

```

```

{MPI::Request MPI::Comm::Igather(const void* sendbuf, int sendcount, const
MPI::Datatype& sendtype, void* recvbuf, int recvcount,
const MPI::Datatype& recvtype, int root) const = 0(binding
deprecated, see Section 15.2) }

```

This call starts a nonblocking variant of `MPI_GATHER` (see Section 5.5).

```
MPI_IGATHERV(sendbuf, sendcount, sendtype, recvbuf, recvcounts, displs, recvtype, root,
             comm, request)
```

IN	sendbuf	starting address of send buffer (choice)
IN	sendcount	number of elements in send buffer (non-negative integer)
IN	sendtype	data type of send buffer elements (handle)
OUT	recvbuf	address of receive buffer (choice, significant only at root)
IN	recvcounts	non-negative integer array (of length group size) containing the number of elements that are received from each process (significant only at root)
IN	displs	integer array (of length group size). Entry <i>i</i> specifies the displacement relative to <code>recvbuf</code> at which to place the incoming data from process <i>i</i> (significant only at root)
IN	recvtype	data type of recv buffer elements (significant only at root) (handle)
IN	root	rank of receiving process (integer)
IN	comm	communicator (handle)
OUT	request	communication request (handle)

```
int MPI_Igatherv(void* sendbuf, int sendcount, MPI_Datatype sendtype,
                void* recvbuf, int *recvcounts, int *displs,
                MPI_Datatype recvtype, int root, MPI_Comm comm,
                MPI_Request *request)
```

```
MPI_IGATHERV(SENDBUF, SENDCOUNT, SENDTYPE, RECVBUF, RECVCOUNTS, DISPLS,
             RECVTYPE, ROOT, COMM, REQUEST, IERROR)
<type> SENDBUF(*), RECVBUF(*)
INTEGER SENDCOUNT, SENDTYPE, RECVCOUNTS(*), DISPLS(*), RECVTYPE, ROOT,
COMM, REQUEST, IERROR
```

```
{MPI::Request MPI::Comm::Igatherv(const void* sendbuf, int sendcount, const
MPI::Datatype& sendtype, void* recvbuf,
const int recvcounts[], const int displs[],
const MPI::Datatype& recvtype, int root) const = 0(binding
deprecated, see Section 15.2) }
```

This call starts a nonblocking variant of `MPI_GATHERV` (see Section 5.5).

## 5.12.4 Nonblocking Scatter

`MPI_ISCATTER(sendbuf, sendcount, sendtype, recvbuf, recvcount, recvtype, root, comm, request)`

IN	<code>sendbuf</code>	address of send buffer (choice, significant only at root)
IN	<code>sendcount</code>	number of elements sent to each process (non-negative integer, significant only at root)
IN	<code>sendtype</code>	data type of send buffer elements (significant only at root) (handle)
OUT	<code>recvbuf</code>	address of receive buffer (choice)
IN	<code>recvcount</code>	number of elements in receive buffer (non-negative integer)
IN	<code>recvtype</code>	data type of receive buffer elements (handle)
IN	<code>root</code>	rank of sending process (integer)
IN	<code>comm</code>	communicator (handle)
OUT	<code>request</code>	communication request (handle)

```
int MPI_Iscatter(void* sendbuf, int sendcount, MPI_Datatype sendtype,
                void* recvbuf, int recvcount, MPI_Datatype recvtype, int root,
                MPI_Comm comm, MPI_Request *request)
```

```
MPI_ISCATTER(SENDBUF, SENDCOUNT, SENDTYPE, RECVBUF, REVCOUNT, RECVTYPE,
             ROOT, COMM, REQUEST, IERROR)
<type> SENDBUF(*), RECVBUF(*)
INTEGER SENDCOUNT, SENDTYPE, REVCOUNT, RECVTYPE, ROOT, COMM, REQUEST,
IERROR
```

```
{MPI::Request MPI::Comm::Iscatter(const void* sendbuf, int sendcount, const
MPI::Datatype& sendtype, void* recvbuf, int recvcount,
const MPI::Datatype& recvtype, int root) const = 0(binding
deprecated, see Section 15.2) }
```

This call starts a nonblocking variant of `MPI_SCATTER` (see Section 5.6).

```

1 MPI_ISCATTERV(sendbuf, sendcounts, displs, sendtype, recvbuf, recvcount, recvtpe, root,
2             comm, request)
3
4     IN      sendbuf      address of send buffer (choice, significant only at root)
5
6     IN      sendcounts   non-negative integer array (of length group size) speci-
7                             fying the number of elements to send to each processor
8
9     IN      displs      integer array (of length group size). Entry i specifies
10                             the displacement (relative to sendbuf) from which to
11                             take the outgoing data to process i
12
13     IN      sendtype    data type of send buffer elements (handle)
14
15     OUT     recvbuf     address of receive buffer (choice)
16
17     IN      recvcount   number of elements in receive buffer (non-negative in-
18                             teger)
19
20     IN      recvtpe     data type of receive buffer elements (handle)
21
22     IN      root        rank of sending process (integer)
23
24     IN      comm        communicator (handle)
25
26     OUT     request     communication request (handle)

```

```

27
28 int MPI_Iscatterv(void* sendbuf, int *sendcounts, int *displs,
29                 MPI_Datatype sendtype, void* recvbuf, int recvcount,
30                 MPI_Datatype recvtpe, int root, MPI_Comm comm,
31                 MPI_Request *request)
32
33 MPI_ISCATTERV(SENDBUF, SENDCOUNTS, DISPLS, SENDTYPE, RECVBUF, REVCOUNT,
34              RECVTYPE, ROOT, COMM, REQUEST, IERROR)
35
36 <type> SENDBUF(*), RECVBUF(*)
37
38 INTEGER SENDCOUNTS(*), DISPLS(*), SENDTYPE, REVCOUNT, RECVTYPE, ROOT,
39 COMM, REQUEST, IERROR
40
41 {MPI::Request MPI::Comm::Iscatterv(const void* sendbuf,
42     const int sendcounts[], const int displs[],
43     const MPI::Datatype& sendtype, void* recvbuf, int recvcount,
44     const MPI::Datatype& recvtpe, int root) const = 0(binding
45     deprecated, see Section 15.2) }

```

This call starts a nonblocking variant of MPI\_SCATTERV (see Section 5.6).

## 5.12.5 Nonblocking Gather-to-all

`MPI_IALLGATHER(sendbuf, sendcount, sendtype, recvbuf, recvcount, recvtpe, comm, request)`

IN	<code>sendbuf</code>	starting address of send buffer (choice)
IN	<code>sendcount</code>	number of elements in send buffer (non-negative integer)
IN	<code>sendtype</code>	data type of send buffer elements (handle)
OUT	<code>recvbuf</code>	address of receive buffer (choice)
IN	<code>recvcount</code>	number of elements received from any process (non-negative integer)
IN	<code>recvtpe</code>	data type of receive buffer elements (handle)
IN	<code>comm</code>	communicator (handle)
OUT	<code>request</code>	communication request (handle)

```
int MPI_Iallgather(void* sendbuf, int sendcount, MPI_Datatype sendtype,
                 void* recvbuf, int recvcount, MPI_Datatype recvtpe,
                 MPI_Comm comm, MPI_Request *request)
```

```
MPI_IALLGATHER(SENDBUF, SENDCOUNT, SENDTYPE, RECVBUF, RECVCOUNT, RECVTPE,
              COMM, REQUEST, IERROR)
<type> SENDBUF(*), RECVBUF(*)
INTEGER SENDCOUNT, SENDTYPE, RECVCOUNT, RECVTPE, COMM, REQUEST, IERROR
```

```
{MPI::Request MPI::Comm::Iallgather(const void* sendbuf, int sendcount,
                                   const MPI::Datatype& sendtype, void* recvbuf, int recvcount,
                                   const MPI::Datatype& recvtpe) const = 0(binding deprecated, see
                                   Section 15.2) }
```

This call starts a nonblocking variant of `MPI_ALLGATHER` (see Section 5.7).

```

1 MPI_IALLGATHERV(sendbuf, sendcount, sendtype, recvbuf, recvcnts, displs, recvtype, comm,
2     request)
3
4     IN     sendbuf     starting address of send buffer (choice)
5
6     IN     sendcount   number of elements in send buffer (non-negative inte-
7
8     IN     sendtype    data type of send buffer elements (handle)
9
10    OUT    recvbuf     address of receive buffer (choice)
11
12    IN     recvcnts     non-negative integer array (of length group size) con-
13
14                    taining the number of elements that are received from
15                    each process
16
17    IN     displs      integer array (of length group size). Entry i specifies
18
19                    the displacement (relative to recvbuf) at which to place
20                    the incoming data from process i
21
22    IN     recvtype     data type of receive buffer elements (handle)
23
24    IN     comm         communicator (handle)
25
26    OUT    request      communication request (handle)

```

```

27 int MPI_Iallgatherv(void* sendbuf, int sendcount, MPI_Datatype sendtype,
28     void* recvbuf, int *recvcnts, int *displs,
29     MPI_Datatype recvtype, MPI_Comm comm, MPI_Request* request)
30
31 MPI_IALLGATHERV(SENDBUF, SENDCOUNT, SENDTYPE, RECVBUF, RECVCOUNTS, DISPLS,
32     RECVTYPE, COMM, REQUEST, IERROR)
33
34     <type> SENDBUF(*), RECVBUF(*)
35     INTEGER SENDCOUNT, SENDTYPE, RECVCOUNTS(*), DISPLS(*), RECVTYPE, COMM,
36     REQUEST, IERROR
37
38 {MPI::Request MPI::Comm::Iallgatherv(const void* sendbuf, int sendcount,
39     const MPI::Datatype& sendtype, void* recvbuf,
40     const int recvcnts[], const int displs[],
41     const MPI::Datatype& recvtype) const = 0(binding deprecated, see
42     Section 15.2) }

```

This call starts a nonblocking variant of MPI\_ALLGATHERV (see Section 5.7).

## 5.12.6 Nonblocking All-to-All Scatter/Gather

`MPI_IALLTOALL(sendbuf, sendcount, sendtype, recvbuf, recvcount, recvtype, comm, request)`

IN	<code>sendbuf</code>	starting address of send buffer (choice)
IN	<code>sendcount</code>	number of elements sent to each process (non-negative integer)
IN	<code>sendtype</code>	data type of send buffer elements (handle)
OUT	<code>recvbuf</code>	address of receive buffer (choice)
IN	<code>recvcount</code>	number of elements received from any process (non-negative integer)
IN	<code>recvtype</code>	data type of receive buffer elements (handle)
IN	<code>comm</code>	communicator (handle)
OUT	<code>request</code>	communication request (handle)

```
int MPI_Ialltoall(void* sendbuf, int sendcount, MPI_Datatype sendtype,
                 void* recvbuf, int recvcount, MPI_Datatype recvtype,
                 MPI_Comm comm, MPI_Request *request)
MPI_IALLTOALL(SENDBUF, SENDCOUNT, SENDTYPE, RECVBUF, REVCOUNT, RECVTYPE,
              COMM, REQUEST, IERROR)
<type> SENDBUF(*), RECVBUF(*)
INTEGER SENDCOUNT, SENDTYPE, REVCOUNT, RECVTYPE, COMM, REQUEST, IERROR
{MPI::Request MPI::Comm::Ialltoall(const void* sendbuf, int sendcount,
                                   const MPI::Datatype& sendtype, void* recvbuf, int recvcount,
                                   const MPI::Datatype& recvtype) const = 0(binding deprecated, see
                                   Section 15.2) }
```

This call starts a nonblocking variant of `MPI_ALLTOALL` (see Section 5.8).

```

1 MPI_IALLTOALLV(sendbuf, sendcounts, sdispls, sendtype, recvbuf, recvcoun
2     recvtype, comm, request)
3
4     IN     sendbuf     starting address of send buffer (choice)
5
6     IN     sendcounts  non-negative integer array (of length group size) speci-
7     fying the number of elements to send to each processor
8
9     IN     sdispls     integer array (of length group size). Entry j specifies
10    the displacement (relative to sendbuf) from which to
11    take the outgoing data destined for process j
12
13    IN     sendtype     data type of send buffer elements (handle)
14
15    OUT    recvbuf     address of receive buffer (choice)
16
17    IN     recvcoun
18    ts              non-negative integer array (of length group size) speci-
19    fying the number of elements that can be received
20    from each processor
21
22    IN     rdispls     integer array (of length group size). Entry i specifies
23    the displacement (relative to recvbuf) at which to place
24    the incoming data from process i
25
26    IN     recvtype     data type of receive buffer elements (handle)
27
28    IN     comm         communicator (handle)
29
30    OUT    request     communication request (handle)

```

```

31 int MPI_Ialltoallv(void* sendbuf, int *sendcounts, int *sdispls,
32     MPI_Datatype sendtype, void* recvbuf, int *recvcoun
33     ts, int *rdispls, MPI_Datatype recvtype, MPI_Comm comm,
34     MPI_Request *request)
35
36 MPI_IALLTOALLV(SENDBUF, SENDCOUNTS, SDISPLS, SENDTYPE, RECVBUF, RECVCOUNTS,
37     RDISPLS, RECVTYPE, COMM, REQUEST, IERROR)
38
39 <type> SENDBUF(*), RECVBUF(*)
40
41 INTEGER SENDCOUNTS(*), SDISPLS(*), SENDTYPE, RECVCOUNTS(*), RDISPLS(*),
42 RECVTYPE, COMM, REQUEST, IERROR
43
44 {MPI::Request MPI::Comm::Ialltoallv(const void* sendbuf,
45     const int sendcounts[], const int sdispls[],
46     const MPI::Datatype& sendtype, void* recvbuf,
47     const int recvcoun
48     ts[], const int rdispls[],
49     const MPI::Datatype& recvtype) const = 0(binding deprecated, see
50     Section 15.2) }

```

This call starts a nonblocking variant of MPI\_ALLTOALLV (see Section 5.8).



```

MPI_IALLTOALLW(sendbuf, sendcounts, sdispls, sendtypes, recvbuf, recvcoun
                recvtypes, comm, request)
1
2
3
IN    sendbuf    starting address of send buffer (choice)
4
IN    sendcounts integer array (of length group size) specifying the num
5
6
7
8
9
10
11
12
13
14
15
16
17
18
19
20
21
22
23
24
25
26
27
28
29
30
31
32
33
34
35
36
37
38
39
40
41
42
43
44
45
46
47
48

```

IN sendbuf starting address of send buffer (choice)  
 IN sendcounts integer array (of length group size) specifying the number of elements to send to each processor (array of non-negative integers)  
 IN sdispls integer array (of length group size). Entry *j* specifies the displacement in bytes (relative to `sendbuf`) from which to take the outgoing data destined for process *j* (array of integers)  
 IN sendtypes array of datatypes (of length group size). Entry *j* specifies the type of data to send to process *j* (array of handles)  
 OUT recvbuf address of receive buffer (choice)  
 IN recvcoun
 ts integer array (of length group size) specifying the number of elements that can be received from each processor (array of non-negative integers)  
 IN rdispls integer array (of length group size). Entry *i* specifies the displacement in bytes (relative to `recvbuf`) at which to place the incoming data from process *i* (array of integers)  
 IN recvtypes array of datatypes (of length group size). Entry *i* specifies the type of data received from process *i* (array of handles)  
 IN comm communicator (handle)  
 OUT request communication request (handle)

```

int MPI_Ialltoallw(void* sendbuf, int sendcounts[], int sdispls[],
                  MPI_Datatype sendtypes[], void* recvbuf, int recvcoun
                  ts[], int rdispls[], MPI_Datatype recvtypes[], MPI_Comm comm,
                  MPI_Request *request)

```

```

MPI_IALLTOALLW(SENDBUF, SENDCOUNTS, SDISPLS, SENDTYPES, RECVBUF,
               RECVCOUNTS, RDISPLS, RECVTYPES, COMM, REQUEST, IERROR)
<type> SENDBUF(*), RECVBUF(*)
INTEGER SENDCOUNTS(*), SDISPLS(*), SENDTYPES(*), RECVCOUNTS(*),
RDISPLS(*), RECVTYPES(*), COMM, REQUEST, IERROR

```

```

{MPI::Request MPI::Comm::Ialltoallw(const void* sendbuf, const int
    sendcounts[], const int sdispls[], const MPI::Datatype
    sendtypes[], void* recvbuf, const int recvcoun
    ts[], const int rdispls[], const MPI::Datatype recvtypes[]) const = 0(binding
    deprecated, see Section 15.2) }

```

This call starts a nonblocking variant of `MPI_ALLTOALLW` (see Section 5.8).

## 5.12.7 Nonblocking Reduce

```
MPI_IREDUCE(sendbuf, recvbuf, count, datatype, op, root, comm, request)
```

IN	sendbuf	address of send buffer (choice)
OUT	recvbuf	address of receive buffer (choice, significant only at root)
IN	count	number of elements in send buffer (non-negative integer)
IN	datatype	data type of elements of send buffer (handle)
IN	op	reduce operation (handle)
IN	root	rank of root process (integer)
IN	comm	communicator (handle)
OUT	request	communication request (handle)

```
int MPI_Ireduce(void* sendbuf, void* recvbuf, int count,
               MPI_Datatype datatype, MPI_Op op, int root, MPI_Comm comm,
               MPI_Request *request)
```

```
MPI_IREDUCE(SENDBUF, RECVBUF, COUNT, DATATYPE, OP, ROOT, COMM, REQUEST,
            IERROR)
```

```
<type> SENDBUF(*), RECVBUF(*)
INTEGER COUNT, DATATYPE, OP, ROOT, COMM, REQUEST, IERROR
```

```
{MPI::Request MPI::Comm::Ireduce(const void* sendbuf, void* recvbuf,
                                int count, const MPI::Datatype& datatype, const MPI::Op& op,
                                int root) const = 0(binding deprecated, see Section 15.2) }
```

This call starts a nonblocking variant of `MPI_REDUCE` (see Section 5.9.1).

*Advice to implementors.* The implementation is explicitly allowed to use different algorithms for blocking and nonblocking reduction operations that might change the order of evaluation of the operations. However, as for `MPI_REDUCE`, it is strongly recommended that `MPI_IREDUCE` be implemented so that the same result be obtained whenever the function is applied on the same arguments, appearing in the same order. Note that this may prevent optimizations that take advantage of the physical location of processes. (*End of advice to implementors.*)

*Advice to users.* For operations which are not truly associative, the result delivered upon completion of the nonblocking reduction may not exactly equal the result delivered by the blocking reduction, even when specifying the same arguments in the same order. (*End of advice to users.*)

## 5.12.8 Nonblocking All-Reduce

`MPI_IALLREDUCE(sendbuf, recvbuf, count, datatype, op, comm, request)`

IN	sendbuf	starting address of send buffer (choice)
OUT	recvbuf	starting address of receive buffer (choice)
IN	count	number of elements in send buffer (non-negative integer)
IN	datatype	data type of elements of send buffer (handle)
IN	op	operation (handle)
IN	comm	communicator (handle)
OUT	request	communication request (handle)

```
int MPI_Iallreduce(void* sendbuf, void* recvbuf, int count,
                  MPI_Datatype datatype, MPI_Op op, MPI_Comm comm,
                  MPI_Request *request)
```

```
MPI_IALLREDUCE(SENDBUF, RECVBUF, COUNT, DATATYPE, OP, COMM, REQUEST,
               IERROR)
```

```
<type> SENDBUF(*), RECVBUF(*)
```

```
INTEGER COUNT, DATATYPE, OP, COMM, REQUEST, IERROR
```

```
{MPI::Request MPI::Comm::Iallreduce(const void* sendbuf, void* recvbuf,
                                     int count, const MPI::Datatype& datatype, const MPI::Op& op)
  const = 0(binding deprecated, see Section 15.2) }
```

This call starts a nonblocking variant of `MPI_ALLREDUCE` (see Section 5.9.6).

## 5.12.9 Nonblocking Reduce-Scatter with Equal Blocks

`MPI_IREDUCE_SCATTER_BLOCK(sendbuf, recvbuf, recvcount, datatype, op, comm, request)`

IN	sendbuf	starting address of send buffer (choice)
OUT	recvbuf	starting address of receive buffer (choice)
IN	recvcount	element count per block (non-negative integer)
IN	datatype	data type of elements of send and receive buffers (handle)
IN	op	operation (handle)
IN	comm	communicator (handle)
OUT	request	communication request (handle)

```

1 int MPI_Ireduce_scatter_block(void* sendbuf, void* recvbuf, int recvcnt,
2     MPI_Datatype datatype, MPI_Op op, MPI_Comm comm,
3     MPI_Request *request)
4
5 MPI_IREDUCE_SCATTER_BLOCK(SENDBUF, RECVBUF, RECVCOUNT, DATATYPE, OP, COMM,
6     REQUEST, IERROR)
7     <type> SENDBUF(*), RECVBUF(*)
8     INTEGER RECVCOUNT, DATATYPE, OP, COMM, REQUEST, IERROR
9
10 {MPI::Request MPI::Comm::Ireduce_scatter_block(const void* sendbuf,
11     void* recvbuf, int recvcnt, const MPI::Datatype& datatype,
12     const MPI::Op& op) const = 0(binding deprecated, see Section 15.2) }

```

This call starts a nonblocking variant of MPI\_REDUCE\_SCATTER\_BLOCK (see Section 5.10.1).

### 5.12.10 Nonblocking Reduce-Scatter

```

19 MPI_IREDUCE_SCATTER(sendbuf, recvbuf, recvcnts, datatype, op, comm, request)
20
21 IN     sendbuf           starting address of send buffer (choice)
22 OUT    recvbuf          starting address of receive buffer (choice)
23 IN     recvcnts         non-negative integer array specifying the number of
24                       elements in result distributed to each process. Array
25                       must be identical on all calling processes.
26 IN     datatype        data type of elements of input buffer (handle)
27 IN     op               operation (handle)
28 IN     comm            communicator (handle)
29 OUT    request         communication request (handle)

```

```

32 int MPI_Ireduce_scatter(void* sendbuf, void* recvbuf, int *recvcnts,
33     MPI_Datatype datatype, MPI_Op op, MPI_Comm comm,
34     MPI_Request *request)
35
36 MPI_IREDUCE_SCATTER(SENDBUF, RECVBUF, RECVCOUNTS, DATATYPE, OP, COMM,
37     REQUEST, IERROR)
38     <type> SENDBUF(*), RECVBUF(*)
39     INTEGER RECVCOUNTS(*), DATATYPE, OP, COMM, REQUEST, IERROR
40
41 {MPI::Request MPI::Comm::Ireduce_scatter(const void* sendbuf,
42     void* recvbuf, int recvcnts[],
43     const MPI::Datatype& datatype, const MPI::Op& op)
44     const = 0(binding deprecated, see Section 15.2) }

```

This call starts a nonblocking variant of MPI\_REDUCE\_SCATTER (see Section 5.10.2).

## 5.12.11 Nonblocking Inclusive Scan

```
MPI_ISCAN(sendbuf, recvbuf, count, datatype, op, comm, request)
```

IN	sendbuf	starting address of send buffer (choice)
OUT	recvbuf	starting address of receive buffer (choice)
IN	count	number of elements in input buffer (non-negative integer)
IN	datatype	data type of elements of input buffer (handle)
IN	op	operation (handle)
IN	comm	communicator (handle)
OUT	request	communication request (handle)

```
int MPI_Iscan(void* sendbuf, void* recvbuf, int count,
             MPI_Datatype datatype, MPI_Op op, MPI_Comm comm,
             MPI_Request *request)
```

```
MPI_ISCAN(SENDBUF, RECVBUF, COUNT, DATATYPE, OP, COMM, REQUEST, IERROR)
<type> SENDBUF(*), RECVBUF(*)
INTEGER COUNT, DATATYPE, OP, COMM, REQUEST, IERROR
```

```
{MPI::Request MPI::Intracomm::Iscan(const void* sendbuf, void* recvbuf,
    int count, const MPI::Datatype& datatype, const MPI::Op& op)
    const(binding deprecated, see Section 15.2) }
```

This call starts a nonblocking variant of MPI\_SCAN (see Section 5.11).

## 5.12.12 Nonblocking Exclusive Scan

```
MPI_IEXSCAN(sendbuf, recvbuf, count, datatype, op, comm, request)
```

IN	sendbuf	starting address of send buffer (choice)
OUT	recvbuf	starting address of receive buffer (choice)
IN	count	number of elements in input buffer (non-negative integer)
IN	datatype	data type of elements of input buffer (handle)
IN	op	operation (handle)
IN	comm	intracommunicator (handle)
OUT	request	communication request (handle)

```
int MPI_Iexscan(void* sendbuf, void* recvbuf, int count,
              MPI_Datatype datatype, MPI_Op op, MPI_Comm comm,
              MPI_Request *request)
```

```

1 MPI_IEXSCAN(SENDBUF, RECVBUFF, COUNT, DATATYPE, OP, COMM, REQUEST, IERROR)
2   <type> SENDBUF(*), RECVBUFF(*)
3   INTEGER COUNT, DATATYPE, OP, COMM, REQUEST, IERROR
4
5 {MPI::Request MPI::Intracomm::Iexscan(const void* sendbuf, void* recvbuf,
6   int count, const MPI::Datatype& datatype, const MPI::Op& op)
7   const(binding deprecated, see Section 15.2) }

```

This call starts a nonblocking variant of MPI\_EXSCAN (see Section 5.11.2).

### 5.13 Correctness

A correct, portable program must invoke collective communications so that deadlock will not occur, whether collective communications are synchronizing or not. The following examples illustrate dangerous use of collective routines on intracommunicators.

#### Example 5.24

The following is erroneous.

```

19 switch(rank) {
20   case 0:
21     MPI_Bcast(buf1, count, type, 0, comm);
22     MPI_Bcast(buf2, count, type, 1, comm);
23     break;
24   case 1:
25     MPI_Bcast(buf2, count, type, 1, comm);
26     MPI_Bcast(buf1, count, type, 0, comm);
27     break;
28 }

```

We assume that the group of `comm` is  $\{0,1\}$ . Two processes execute two broadcast operations in reverse order. If the operation is synchronizing then a deadlock will occur.

Collective operations must be executed in the same order at all members of the communication group.

#### Example 5.25

The following is erroneous.

```

38 switch(rank) {
39   case 0:
40     MPI_Bcast(buf1, count, type, 0, comm0);
41     MPI_Bcast(buf2, count, type, 2, comm2);
42     break;
43   case 1:
44     MPI_Bcast(buf1, count, type, 1, comm1);
45     MPI_Bcast(buf2, count, type, 0, comm0);
46     break;
47   case 2:
48     MPI_Bcast(buf1, count, type, 2, comm2);

```

```

    MPI_Bcast(buf2, count, type, 1, comm1);
    break;
}

```

Assume that the group of `comm0` is  $\{0,1\}$ , of `comm1` is  $\{1, 2\}$  and of `comm2` is  $\{2,0\}$ . If the broadcast is a synchronizing operation, then there is a cyclic dependency: the broadcast in `comm2` completes only after the broadcast in `comm0`; the broadcast in `comm0` completes only after the broadcast in `comm1`; and the broadcast in `comm1` completes only after the broadcast in `comm2`. Thus, the code will deadlock.

Collective operations must be executed in an order so that no cyclic dependencies occur. Nonblocking collective operations can alleviate this issue.

### Example 5.26

The following is erroneous.

```

switch(rank) {
  case 0:
    MPI_Bcast(buf1, count, type, 0, comm);
    MPI_Send(buf2, count, type, 1, tag, comm);
    break;
  case 1:
    MPI_Recv(buf2, count, type, 0, tag, comm, status);
    MPI_Bcast(buf1, count, type, 0, comm);
    break;
}

```

Process zero executes a broadcast, followed by a blocking send operation. Process one first executes a blocking receive that matches the send, followed by broadcast call that matches the broadcast of process zero. This program may deadlock. The broadcast call on process zero *may* block until process one executes the matching broadcast call, so that the send is not executed. Process one will definitely block on the receive and so, in this case, never executes the broadcast.

The relative order of execution of collective operations and point-to-point operations should be such, so that even if the collective operations and the point-to-point operations are synchronizing, no deadlock will occur.

### Example 5.27

An unsafe, non-deterministic program.

```

switch(rank) {
  case 0:
    MPI_Bcast(buf1, count, type, 0, comm);
    MPI_Send(buf2, count, type, 1, tag, comm);
    break;
  case 1:
    MPI_Recv(buf2, count, type, MPI_ANY_SOURCE, tag, comm, status);
    MPI_Bcast(buf1, count, type, 0, comm);
    MPI_Recv(buf2, count, type, MPI_ANY_SOURCE, tag, comm, status);
    break;
}

```

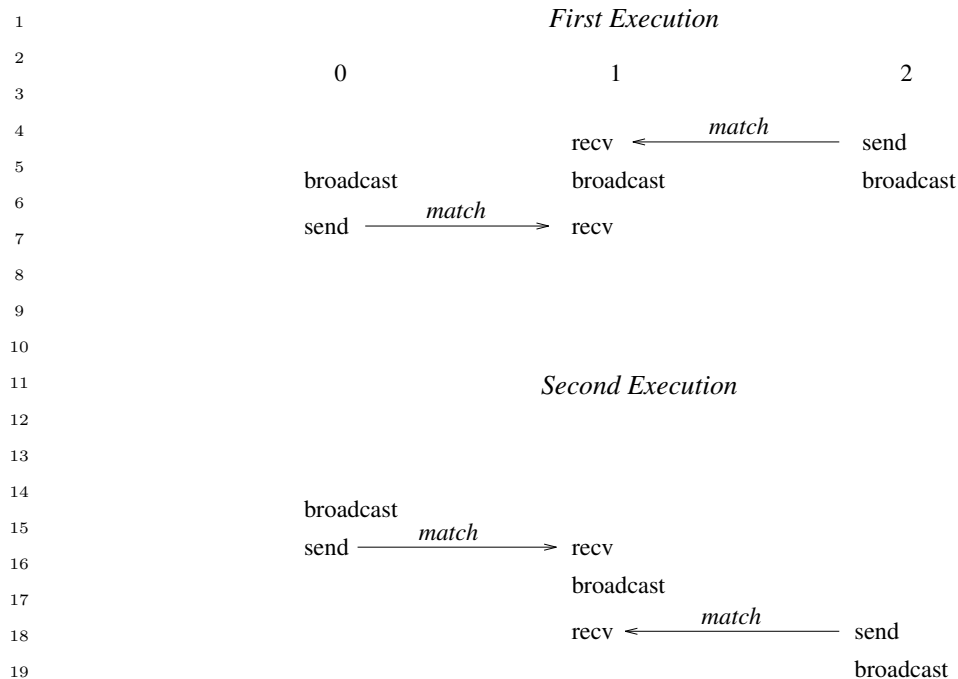


Figure 5.12: A race condition causes non-deterministic matching of sends and receives. One cannot rely on synchronization from a broadcast to make the program deterministic.

```

24 case 2:
25     MPI_Send(buf2, count, type, 1, tag, comm);
26     MPI_Bcast(buf1, count, type, 0, comm);
27     break;
28 }

```

All three processes participate in a broadcast. Process 0 sends a message to process 1 after the broadcast, and process 2 sends a message to process 1 before the broadcast. Process 1 receives before and after the broadcast, with a wildcard source argument.

Two possible executions of this program, with different matchings of sends and receives, are illustrated in Figure 5.12. Note that the second execution has the peculiar effect that a send executed after the broadcast is received at another node before the broadcast. This example illustrates the fact that one should not rely on collective communication functions to have particular synchronization effects. A program that works correctly only when the first execution occurs (only when broadcast is synchronizing) is erroneous.

Finally, in multithreaded implementations, one can have more than one, concurrently executing, collective communication call at a process. In these situations, it is the user's responsibility to ensure that the same communicator is not used concurrently by two different collective communication calls at the same process.

*Advice to implementors.* Assume that broadcast is implemented using point-to-point MPI communication. Suppose the following two rules are followed.

1. All receives specify their source explicitly (no wildcards).
2. Each process sends all messages that pertain to one collective call before sending any message that pertain to a subsequent collective call.



Then, messages belonging to successive broadcasts cannot be confused, as the order of point-to-point messages is preserved.

It is the implementor’s responsibility to ensure that point-to-point messages are not confused with collective messages. One way to accomplish this is, whenever a communicator is created, to also create a “hidden communicator” for collective communication. One could achieve a similar effect more cheaply, for example, by using a hidden tag or context bit to indicate whether the communicator is used for point-to-point or collective communication. (*End of advice to implementors.*)

### Example 5.28

Blocking and nonblocking collective operations can be interleaved, i.e., a blocking collective operation can be posted even if there is a nonblocking collective operation outstanding.

```
MPI_Request req;

MPI_Ibarrier(comm, &req);
MPI_Bcast(buf1, count, type, 0, comm);
MPI_Wait(&req, MPI_STATUS_IGNORE);
```

Each process starts a nonblocking barrier operation, participates in a blocking broadcast and then waits until every other process started the barrier operation. This effectively turns the broadcast into a synchronizing broadcast with possible communication/communication overlap (MPI\_Bcast is allowed, but not required to synchronize).

### Example 5.29

The starting order of collective operations on a particular communicator defines their matching. The following example shows an erroneous matching of different collective operations on the same communicator.

```
MPI_Request req;
switch(rank) {
  case 0:
    /* erroneous matching */
    MPI_Ibarrier(comm, &req);
    MPI_Bcast(buf1, count, type, 0, comm);
    MPI_Wait(&req, MPI_STATUS_IGNORE);
    break;
  case 1:
    /* erroneous matching */
    MPI_Bcast(buf1, count, type, 0, comm);
    MPI_Ibarrier(comm, &req);
    MPI_Wait(&req, MPI_STATUS_IGNORE);
    break;
}
```

This ordering would match MPI\_Ibarrier on rank 0 with MPI\_Bcast on rank 1 which is erroneous and the program behavior is undefined. However, if such an order is required, the user must create different duplicate communicators and perform the operations on them. If started with two processes, the following program would be correct:

```

1  MPI_Request req;
2  MPI_Comm dupcomm;
3  MPI_Comm_dup(comm, &dupcomm);
4  switch(rank) {
5      case 0:
6          MPI_Ibarrier(comm, &req);
7          MPI_Bcast(buf1, count, type, 0, dupcomm);
8          MPI_Wait(&req, MPI_STATUS_IGNORE);
9          break;
10     case 1:
11         MPI_Bcast(buf1, count, type, 0, dupcomm);
12         MPI_Ibarrier(comm, &req);
13         MPI_Wait(&req, MPI_STATUS_IGNORE);
14         break;
15     }

```

*Advice to users.* The use of different communicators offers some flexibility regarding the matching of nonblocking collective operations. In this sense, communicators could be used as an equivalent to tags. However, communicator construction might induce overheads so that this should be used carefully. (*End of advice to users.*)

### Example 5.30

Nonblocking collective operations can rely on the same progression rules as nonblocking point-to-point messages. Thus, if started with two processes, the following program is a valid MPI program and is guaranteed to terminate:

```

27  MPI_Request req;
28
29  switch(rank) {
30      case 0:
31          MPI_Ibarrier(comm, &req);
32          MPI_Wait(&req, MPI_STATUS_IGNORE);
33          MPI_Send(buf, count, dtype, 1, tag, comm);
34          break;
35      case 1:
36          MPI_Ibarrier(comm, &req);
37          MPI_Recv(buf, count, dtype, 0, tag, comm, MPI_STATUS_IGNORE);
38          MPI_Wait(&req, MPI_STATUS_IGNORE);
39          break;
40      }
41

```

The MPI library must progress the barrier in the MPI\_Recv call. Thus, the MPI\_Wait call in rank 0 will eventually complete, which enables the matching MPI\_Send so all calls eventually return.

### Example 5.31

Blocking and nonblocking collective operations do not match. The following example is erroneous.

```
MPI_Request req; 1
2
switch(rank) { 3
    case 0: 4
        /* erroneous false matching of Alltoall and Ialltoall */ 5
        MPI_Ialltoall(sbuf, scnt, stype, rbuf, rcnt, rtype, comm, &req); 6
        MPI_Wait(&req, MPI_STATUS_IGNORE); 7
        break; 8
    case 1: 9
        /* erroneous false matching of Alltoall and Ialltoall */ 10
        MPI_Alltoall(sbuf, scnt, stype, rbuf, rcnt, rtype, comm); 11
        break; 12
} 13
14
```

### Example 5.32

Collective and point-to-point requests can be mixed in functions that enable multiple completions. If started with two processes, the following program is valid.

```
MPI_Request reqs[2]; 19
20
switch(rank) { 21
    case 0: 22
        MPI_Ibarrier(comm, &reqs[0]); 23
        MPI_Send(buf, count, dtype, 1, tag, comm); 24
        MPI_Wait(&reqs[0], MPI_STATUS_IGNORE); 25
        break; 26
    case 1: 27
        MPI_Irecv(buf, count, dtype, 0, tag, comm, &reqs[0]); 28
        MPI_Ibarrier(comm, &reqs[1]); 29
        MPI_Waitall(2, reqs, MPI_STATUSES_IGNORE); 30
        break; 31
} 32
33
```

The Waitall call returns only after the barrier and the receive completed.

### Example 5.33

Multiple nonblocking collective operations can be outstanding on a single communicator and match in order.

```
MPI_Request reqs[3]; 40
41
compute(buf1); 42
MPI_Ibcast(buf1, count, type, 0, comm, &reqs[0]); 43
compute(buf2); 44
MPI_Ibcast(buf2, count, type, 0, comm, &reqs[1]); 45
compute(buf3); 46
MPI_Ibcast(buf3, count, type, 0, comm, &reqs[2]); 47
MPI_Waitall(3, reqs, MPI_STATUSES_IGNORE); 48
```

1 *Advice to users.* Pipelining and double-buffering techniques can efficiently be used  
 2 to overlap computation and communication. However, having too many outstanding  
 3 requests might have a negative impact on performance. (*End of advice to users.*)  
 4

5 *Advice to implementors.* The use of pipelining may generate many outstanding  
 6 requests. A high-quality hardware-supported implementation with limited resources  
 7 should be able to fall back to a software implementation if its resources are exhausted.  
 8 In this way, the implementation could limit the number of outstanding requests only  
 9 by the available memory. (*End of advice to implementors.*)  
 10

### 11 **Example 5.34**

12 Nonblocking collective operations can also be used to enable simultaneous collective  
 13 operations on multiple overlapping communicators (see Figure 5.13). The following example  
 14 is started with three processes and three communicators. The first communicator `comm1`  
 15 includes ranks 0 and 1, `comm2` includes ranks 1 and 2 and `comm3` spans ranks 0 and 2. It is  
 16 not possible to perform a blocking collective operation on all communicators because there  
 17 exists no deadlock-free order to invoke them. However, nonblocking collective operations  
 18 can easily be used to achieve this task.  
 19

```
20 MPI_Request reqs[2];
21
22 switch(rank) {
23     case 0:
24         MPI_Iallreduce(sbuf1, rbuf1, count, dtype, MPI_SUM, comm1, &reqs[0]);
25         MPI_Iallreduce(sbuf3, rbuf3, count, dtype, MPI_SUM, comm3, &reqs[1]);
26         break;
27     case 1:
28         MPI_Iallreduce(sbuf1, rbuf1, count, dtype, MPI_SUM, comm1, &reqs[0]);
29         MPI_Iallreduce(sbuf2, rbuf2, count, dtype, MPI_SUM, comm2, &reqs[1]);
30         break;
31     case 2:
32         MPI_Iallreduce(sbuf2, rbuf2, count, dtype, MPI_SUM, comm2, &reqs[0]);
33         MPI_Iallreduce(sbuf3, rbuf3, count, dtype, MPI_SUM, comm3, &reqs[1]);
34         break;
35 }
36 MPI_Waitall(2, reqs, MPI_STATUSES_IGNORE);
37
```

38 *Advice to users.* This method can be useful if overlapping neighboring regions (halo  
 39 or ghost zones) are used in collective operations. The sequence of the two calls in  
 40 each process is irrelevant because the two nonblocking operations are performed on  
 41 different communicators. (*End of advice to users.*)  
 42

### 43 **Example 5.35**

44 The progress of multiple outstanding nonblocking collective operations is completely  
 45 independent.  
 46  
 47  
 48

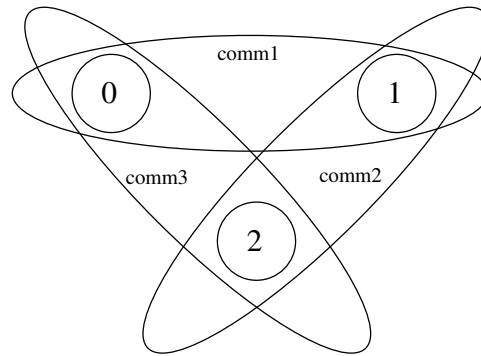


Figure 5.13: Example with overlapping communicators.

```

MPI_Request reqs[2];

compute(buf1);
MPI_Ibcast(buf1, count, type, 0, comm, &reqs[0]);
compute(buf2);
MPI_Ibcast(buf2, count, type, 0, comm, &reqs[1]);
MPI_Wait(&reqs[1], MPI_STATUS_IGNORE);
/* nothing is known about the status of the first bcast here */
MPI_Wait(&reqs[0], MPI_STATUS_IGNORE);

```

Finishing the second MPI\_IBCAST is completely independent of the first one. This means that it is not guaranteed that the first broadcast operation is finished or even started after the second one is completed via `reqs[1]`.

1  
2  
3  
4  
5  
6  
7  
8  
9  
10  
11  
12  
13  
14  
15  
16  
17  
18  
19  
20  
21  
22  
23  
24  
25  
26  
27  
28  
29  
30  
31  
32  
33  
34  
35  
36  
37  
38  
39  
40  
41  
42  
43  
44  
45  
46  
47  
48

1  
2  
3  
4  
5  
6  
7  
8  
9  
10  
11  
12  
13  
14  
15  
16  
17  
18  
19  
20  
21  
22  
23  
24  
25  
26  
27  
28  
29  
30  
31  
32  
33  
34  
35  
36  
37  
38  
39  
40  
41  
42  
43  
44  
45  
46  
47  
48

## Chapter 6

# Groups, Contexts, Communicators, and Caching

### 6.1 Introduction

This chapter introduces MPI features that support the development of parallel libraries. Parallel libraries are needed to encapsulate the distracting complications inherent in parallel implementations of key algorithms. They help to ensure consistent correctness of such procedures, and provide a “higher level” of portability than MPI itself can provide. As such, libraries prevent each programmer from repeating the work of defining consistent data structures, data layouts, and methods that implement key algorithms (such as matrix operations). Since the best libraries come with several variations on parallel systems (different data layouts, different strategies depending on the size of the system or problem, or type of floating point), this too needs to be hidden from the user.

We refer the reader to [47] and [3] for further information on writing libraries in MPI, using the features described in this chapter.

#### 6.1.1 Features Needed to Support Libraries

The key features needed to support the creation of robust parallel libraries are as follows:

- Safe communication space, that guarantees that libraries can communicate as they need to, without conflicting with communication extraneous to the library,
- Group scope for collective operations, that allow libraries to avoid unnecessarily synchronizing uninvolved processes (potentially running unrelated code),
- Abstract process naming to allow libraries to describe their communication in terms suitable to their own data structures and algorithms,
- The ability to “adorn” a set of communicating processes with additional user-defined attributes, such as extra collective operations. This mechanism should provide a means for the user or library writer effectively to extend a message-passing notation.

In addition, a unified mechanism or object is needed for conveniently denoting communication context, the group of communicating processes, to house abstract process naming, and to store adornments.

## 6.1.2 MPI's Support for Libraries

The corresponding concepts that MPI provides, specifically to support robust libraries, are as follows:

- **Contexts** of communication,
- **Groups** of processes,
- **Virtual topologies**,
- **Attribute caching**,
- **Communicators**.

**Communicators** (see [19, 45, 50]) encapsulate all of these ideas in order to provide the appropriate scope for all communication operations in MPI. Communicators are divided into two kinds: intra-communicators for operations within a single group of processes and inter-communicators for operations between two groups of processes.

**Caching.** Communicators (see below) provide a “caching” mechanism that allows one to associate new attributes with communicators, on a par with MPI built-in features. This can be used by advanced users to adorn communicators further, and by MPI to implement some communicator functions. For example, the virtual-topology functions described in Chapter 7 are likely to be supported this way.

**Groups.** Groups define an ordered collection of processes, each with a rank, and it is this group that defines the low-level names for inter-process communication (ranks are used for sending and receiving). Thus, groups define a scope for process names in point-to-point communication. In addition, groups define the scope of collective operations. Groups may be manipulated separately from communicators in MPI, but only communicators can be used in communication operations.

**Intra-communicators.** The most commonly used means for message passing in MPI is via intra-communicators. Intra-communicators contain an instance of a group, contexts of communication for both point-to-point and collective communication, and the ability to include virtual topology and other attributes. These features work as follows:

- **Contexts** provide the ability to have separate safe “universes” of message-passing in MPI. A context is akin to an additional tag that differentiates messages. The system manages this differentiation process. The use of separate communication contexts by distinct libraries (or distinct library invocations) insulates communication internal to the library execution from external communication. This allows the invocation of the library even if there are pending communications on “other” communicators, and avoids the need to synchronize entry or exit into library code. Pending point-to-point communications are also guaranteed not to interfere with collective communications within a single communicator.
- **Groups** define the participants in the communication (see above) of a communicator.



- A **virtual topology** defines a special mapping of the ranks in a group to and from a topology. Special constructors for communicators are defined in Chapter 7 to provide this feature. Intra-communicators as described in this chapter do not have topologies.
- **Attributes** define the local information that the user or library has added to a communicator for later reference.

*Advice to users.* The practice in many communication libraries is that there is a unique, predefined communication universe that includes all processes available when the parallel program is initiated; the processes are assigned consecutive ranks. Participants in a point-to-point communication are identified by their rank; a collective communication (such as broadcast) always involves all processes. This practice can be followed in MPI by using the predefined communicator `MPI_COMM_WORLD`. *Users who are satisfied with this practice can plug in `MPI_COMM_WORLD` wherever a communicator argument is required, and can consequently disregard the rest of this chapter. (End of advice to users.)*

**Inter-communicators.** The discussion has dealt so far with **intra-communication**: communication within a group. MPI also supports **inter-communication**: communication between two non-overlapping groups. When an application is built by composing several parallel modules, it is convenient to allow one module to communicate with another using local ranks for addressing within the second module. This is especially convenient in a client-server computing paradigm, where either client or server are parallel. The support of inter-communication also provides a mechanism for the extension of MPI to a dynamic model where not all processes are preallocated at initialization time. In such a situation, it becomes necessary to support communication across “universes.” Inter-communication is supported by objects called **inter-communicators**. These objects bind two groups together with communication contexts shared by both groups. For inter-communicators, these features work as follows:

- **Contexts** provide the ability to have a separate safe “universe” of message-passing between the two groups. A send in the local group is always a receive in the remote group, and vice versa. The system manages this differentiation process. The use of separate communication contexts by distinct libraries (or distinct library invocations) insulates communication internal to the library execution from external communication. This allows the invocation of the library even if there are pending communications on “other” communicators, and avoids the need to synchronize entry or exit into library code.
- A local and remote group specify the recipients and destinations for an inter-communicator.
- Virtual topology is undefined for an inter-communicator.
- As before, attributes cache defines the local information that the user or library has added to a communicator for later reference.

MPI provides mechanisms for creating and manipulating inter-communicators. They are used for point-to-point and collective communication in an related manner to intra-communicators. Users who do not need inter-communication in their applications can safely

1 ignore this extension. Users who require inter-communication between overlapping groups  
 2 must layer this capability on top of MPI.  
 3

## 4 6.2 Basic Concepts 5

6 In this section, we turn to a more formal definition of the concepts introduced above.  
 7

### 8 6.2.1 Groups 9

10 A **group** is an ordered set of process identifiers (henceforth processes); processes are  
 11 implementation-dependent objects. Each process in a group is associated with an inte-  
 12 ger **rank**. Ranks are contiguous and start from zero. Groups are represented by opaque  
 13 **group objects**, and hence cannot be directly transferred from one process to another. A  
 14 group is used within a communicator to describe the participants in a communication “uni-  
 15 verse” and to rank such participants (thus giving them unique names within that “universe”  
 16 of communication).

17 There is a special pre-defined group: `MPI_GROUP_EMPTY`, which is a group with no  
 18 members. The predefined constant `MPI_GROUP_NULL` is the value used for invalid group  
 19 handles.  
 20

21 *Advice to users.* `MPI_GROUP_EMPTY`, which is a valid handle to an empty group,  
 22 should not be confused with `MPI_GROUP_NULL`, which in turn is an invalid handle.  
 23 The former may be used as an argument to group operations; the latter, which is  
 24 returned when a group is freed, is not a valid argument. (*End of advice to users.*)  
 25

26 *Advice to implementors.* A group may be represented by a virtual-to-real process-  
 27 address-translation table. Each communicator object (see below) would have a pointer  
 28 to such a table.

29 Simple implementations of MPI will enumerate groups, such as in a table. However,  
 30 more advanced data structures make sense in order to improve scalability and memory  
 31 usage with large numbers of processes. Such implementations are possible with MPI.  
 32 (*End of advice to implementors.*)  
 33

### 34 6.2.2 Contexts 35

36 A **context** is a property of communicators (defined next) that allows partitioning of the  
 37 communication space. A message sent in one context cannot be received in another context.  
 38 Furthermore, where permitted, collective operations are independent of pending point-to-  
 39 point operations. Contexts are not explicit MPI objects; they appear only as part of the  
 40 realization of communicators (below).  
 41

42 *Advice to implementors.* Distinct communicators in the same process have distinct  
 43 contexts. A context is essentially a system-managed tag (or tags) needed to make  
 44 a communicator safe for point-to-point and MPI-defined collective communication.  
 45 Safety means that collective and point-to-point communication within one commu-  
 46 nicator do not interfere, and that communication over distinct communicators don’t  
 47 interfere.  
 48

A possible implementation for a context is as a supplemental tag attached to messages on send and matched on receive. Each intra-communicator stores the value of its two tags (one for point-to-point and one for collective communication). Communicator-generating functions use a collective communication to agree on a new group-wide unique context.

Analogously, in inter-communication, two context tags are stored per communicator, one used by group A to send and group B to receive, and a second used by group B to send and for group A to receive.

Since contexts are not explicit objects, other implementations are also possible. (*End of advice to implementors.*)

### 6.2.3 Intra-Communicators

Intra-communicators bring together the concepts of group and context. To support implementation-specific optimizations, and application topologies (defined in the next chapter, Chapter 7), communicators may also “cache” additional information (see Section 6.7). MPI communication operations reference communicators to determine the scope and the “communication universe” in which a point-to-point or collective operation is to operate.

Each communicator contains a group of valid participants; this group always includes the local process. The source and destination of a message is identified by process rank within that group.

For collective communication, the intra-communicator specifies the set of processes that participate in the collective operation (and their order, when significant). Thus, the communicator restricts the “spatial” scope of communication, and provides machine-independent process addressing through ranks.

Intra-communicators are represented by opaque **intra-communicator objects**, and hence cannot be directly transferred from one process to another.

### 6.2.4 Predefined Intra-Communicators

An initial intra-communicator `MPI_COMM_WORLD` of all processes the local process can communicate with after initialization (itself included) is defined once `MPI_INIT` or `MPI_INIT_THREAD` has been called. In addition, the communicator `MPI_COMM_SELF` is provided, which includes only the process itself.

The predefined constant `MPI_COMM_NULL` is the value used for invalid communicator handles.

In a static-process-model implementation of MPI, all processes that participate in the computation are available after MPI is initialized. For this case, `MPI_COMM_WORLD` is a communicator of all processes available for the computation; this communicator has the same value in all processes. In an implementation of MPI where processes can dynamically join an MPI execution, it may be the case that a process starts an MPI computation without having access to all other processes. In such situations, `MPI_COMM_WORLD` is a communicator incorporating all processes with which the joining process can immediately communicate. Therefore, `MPI_COMM_WORLD` may simultaneously represent disjoint groups in different processes.

All MPI implementations are required to provide the `MPI_COMM_WORLD` communicator. It cannot be deallocated during the life of a process. The group corresponding to this communicator does not appear as a pre-defined constant, but it may be accessed using

1 MPI\_COMM\_GROUP (see below). MPI does not specify the correspondence between the  
 2 process rank in MPI\_COMM\_WORLD and its (machine-dependent) absolute address. Neither  
 3 does MPI specify the function of the host process, if any. Other implementation-dependent,  
 4 predefined communicators may also be provided.

## 6    6.3 Group Management

8 This section describes the manipulation of process groups in MPI. These operations are  
 9 local and their execution does not require interprocess communication.

### 11 6.3.1 Group Accessors

14 MPI\_GROUP\_SIZE(group, size)

16	IN	group	group (handle)
17	OUT	size	number of processes in the group (integer)

19 int MPI\_Group\_size(MPI\_Group group, int \*size)

21 MPI\_GROUP\_SIZE(GROUP, SIZE, IERROR)  
 22        INTEGER GROUP, SIZE, IERROR

23 {int MPI::Group::Get\_size() const(*binding deprecated, see Section 15.2*) }

26 MPI\_GROUP\_RANK(group, rank)

28	IN	group	group (handle)
29	OUT	rank	rank of the calling process in group, or 30 MPI_UNDEFINED if the process is not a member (in- 31 terger)

33 int MPI\_Group\_rank(MPI\_Group group, int \*rank)

35 MPI\_GROUP\_RANK(GROUP, RANK, IERROR)  
 36        INTEGER GROUP, RANK, IERROR

38 {int MPI::Group::Get\_rank() const(*binding deprecated, see Section 15.2*) }

```

MPI_GROUP_TRANSLATE_RANKS (group1, n, ranks1, group2, ranks2)
IN      group1          group1 (handle)
IN      n                number of ranks in ranks1 and ranks2 arrays (integer)
IN      ranks1          array of zero or more valid ranks in group1
IN      group2          group2 (handle)
OUT     ranks2          array of corresponding ranks in group2,
                        MPI_UNDEFINED when no correspondence exists.

int MPI_Group_translate_ranks (MPI_Group group1, int n, const int *ranks1,
                             MPI_Group group2, int *ranks2)

MPI_GROUP_TRANSLATE_RANKS(GROUP1, N, RANKS1, GROUP2, RANKS2, IERROR)
    INTEGER GROUP1, N, RANKS1(*), GROUP2, RANKS2(*), IERROR

{static void MPI::Group::Translate_ranks (const MPI::Group& group1, int n,
    const int ranks1[], const MPI::Group& group2,
    int ranks2[]) (binding deprecated, see Section 15.2) }

```

This function is important for determining the relative numbering of the same processes in two different groups. For instance, if one knows the ranks of certain processes in the group of `MPI_COMM_WORLD`, one might want to know their ranks in a subset of that group.

`MPI_PROC_NULL` is a valid rank for input to `MPI_GROUP_TRANSLATE_RANKS`, which returns `MPI_PROC_NULL` as the translated rank.

```

MPI_GROUP_COMPARE(group1, group2, result)
IN      group1          first group (handle)
IN      group2          second group (handle)
OUT     result          result (integer)

int MPI_Group_compare(MPI_Group group1, MPI_Group group2, int *result)

MPI_GROUP_COMPARE(GROUP1, GROUP2, RESULT, IERROR)
    INTEGER GROUP1, GROUP2, RESULT, IERROR

{static int MPI::Group::Compare(const MPI::Group& group1,
    const MPI::Group& group2) (binding deprecated, see Section 15.2) }

```

`MPI_IDENT` results if the group members and group order is exactly the same in both groups. This happens for instance if `group1` and `group2` are the same handle. `MPI_SIMILAR` results if the group members are the same but the order is different. `MPI_UNEQUAL` results otherwise.

### 6.3.2 Group Constructors

Group constructors are used to subset and superset existing groups. These constructors construct new groups from existing groups. These are local operations, and distinct groups may be defined on different processes; a process may also define a group that does not include itself. Consistent definitions are required when groups are used as arguments in

communicator-building functions. MPI does not provide a mechanism to build a group from scratch, but only from other, previously defined groups. The base group, upon which all other groups are defined, is the group associated with the initial communicator MPI\_COMM\_WORLD (accessible through the function MPI\_COMM\_GROUP).

*Rationale.* In what follows, there is no group duplication function analogous to MPI\_COMM\_DUP, defined later in this chapter. There is no need for a group duplicator. A group, once created, can have several references to it by making copies of the handle. The following constructors address the need for subsets and supersets of existing groups. (*End of rationale.*)

*Advice to implementors.* Each group constructor behaves as if it returned a new group object. When this new group is a copy of an existing group, then one can avoid creating such new objects, using a reference-count mechanism. (*End of advice to implementors.*)

MPI\_COMM\_GROUP(comm, group)

IN	comm	communicator (handle)
OUT	group	group corresponding to comm (handle)

```
int MPI_Comm_group(MPI_Comm comm, MPI_Group *group)
```

```
MPI_COMM_GROUP(COMM, GROUP, IERROR)
    INTEGER COMM, GROUP, IERROR
```

```
{MPI::Group MPI::Comm::Get_group() const (binding deprecated, see Section 15.2) }
```

MPI\_COMM\_GROUP returns in group a handle to the group of comm.

MPI\_GROUP\_UNION(group1, group2, newgroup)

IN	group1	first group (handle)
IN	group2	second group (handle)
OUT	newgroup	union group (handle)

```
int MPI_Group_union(MPI_Group group1, MPI_Group group2,
    MPI_Group *newgroup)
```

```
MPI_GROUP_UNION(GROUP1, GROUP2, NEWGROUP, IERROR)
    INTEGER GROUP1, GROUP2, NEWGROUP, IERROR
```

```
{static MPI::Group MPI::Group::Union(const MPI::Group& group1,
    const MPI::Group& group2) (binding deprecated, see Section 15.2) }
```

```

MPI_GROUP_INTERSECTION(group1, group2, newgroup) 1
IN      group1      first group (handle) 2
IN      group2      second group (handle) 3
OUT     newgroup    intersection group (handle) 4
                                                5
                                                6
int MPI_Group_intersection(MPI_Group group1, MPI_Group group2, 7
                          MPI_Group *newgroup) 8
                                                9
MPI_GROUP_INTERSECTION(GROUP1, GROUP2, NEWGROUP, IERROR) 10
    INTEGER GROUP1, GROUP2, NEWGROUP, IERROR 11
{static MPI::Group MPI::Group::Intersect(const MPI::Group& group1, 12
      const MPI::Group& group2) (binding deprecated, see Section 15.2) } 13

```

```

MPI_GROUP_DIFFERENCE(group1, group2, newgroup) 16
IN      group1      first group (handle) 17
IN      group2      second group (handle) 18
OUT     newgroup    difference group (handle) 19
                                                20
int MPI_Group_difference(MPI_Group group1, MPI_Group group2, 21
                          MPI_Group *newgroup) 22
                                                23
MPI_GROUP_DIFFERENCE(GROUP1, GROUP2, NEWGROUP, IERROR) 24
    INTEGER GROUP1, GROUP2, NEWGROUP, IERROR 25
{static MPI::Group MPI::Group::Difference(const MPI::Group& group1, 26
      const MPI::Group& group2) (binding deprecated, see Section 15.2) } 27

```

The set-like operations are defined as follows:

**union** All elements of the first group (group1), followed by all elements of second group (group2) not in first.

**intersect** all elements of the first group that are also in the second group, ordered as in first group.

**difference** all elements of the first group that are not in the second group, ordered as in the first group.

Note that for these operations the order of processes in the output group is determined primarily by order in the first group (if possible) and then, if necessary, by order in the second group. Neither union nor intersection are commutative, but both are associative.

The new group can be empty, that is, equal to MPI\_GROUP\_EMPTY.

```

1 MPI_GROUP_INCL(group, n, ranks, newgroup)
2     IN      group      group (handle)
3
4     IN      n          number of elements in array ranks (and size of
5                          newgroup) (integer)
6
7     IN      ranks      ranks of processes in group to appear in
8                          newgroup (array of integers)
9
10    OUT     newgroup    new group derived from above, in the order defined by
11                          ranks (handle)

```

```

ticket140. 12 int MPI_Group_incl(MPI_Group group, int n, const int *ranks,
13                MPI_Group *newgroup)

```

```

14 MPI_GROUP_INCL(GROUP, N, RANKS, NEWGROUP, IERROR)
15     INTEGER GROUP, N, RANKS(*), NEWGROUP, IERROR

```

```

16
17 {MPI::Group MPI::Group::Incl(int n, const int ranks[]) const (binding
18     deprecated, see Section 15.2) }

```

The function `MPI_GROUP_INCL` creates a group `newgroup` that consists of the `n` processes in `group` with ranks `rank[0], ..., rank[n-1]`; the process with rank `i` in `newgroup` is the process with rank `ranks[i]` in `group`. Each of the `n` elements of `ranks` must be a valid rank in `group` and all elements must be distinct, or else the program is erroneous. If `n = 0`, then `newgroup` is `MPI_GROUP_EMPTY`. This function can, for instance, be used to reorder the elements of a group. See also `MPI_GROUP_COMPARE`.

```

26
27 MPI_GROUP_EXCL(group, n, ranks, newgroup)
28     IN      group      group (handle)
29
30     IN      n          number of elements in array ranks (integer)
31
32     IN      ranks      array of integer ranks in group not to appear in
33                          newgroup
34
35     OUT     newgroup    new group derived from above, preserving the order
36                          defined by group (handle)

```

```

ticket140. 36 int MPI_Group_excl(MPI_Group group, int n, const int *ranks,
37                MPI_Group *newgroup)

```

```

38
39 MPI_GROUP_EXCL(GROUP, N, RANKS, NEWGROUP, IERROR)
40     INTEGER GROUP, N, RANKS(*), NEWGROUP, IERROR

```

```

41 {MPI::Group MPI::Group::Excl(int n, const int ranks[]) const (binding
42     deprecated, see Section 15.2) }

```

The function `MPI_GROUP_EXCL` creates a group of processes `newgroup` that is obtained by deleting from `group` those processes with ranks `ranks[0] ... ranks[n-1]`. The ordering of processes in `newgroup` is identical to the ordering in `group`. Each of the `n` elements of `ranks` must be a valid rank in `group` and all elements must be distinct; otherwise, the program is erroneous. If `n = 0`, then `newgroup` is identical to `group`.



MPI_GROUP_RANGE_INCL(group, n, ranges, newgroup)			1
IN	group	group (handle)	2
IN	n	number of triplets in array ranges (integer)	3
IN	ranges	a one-dimensional array of integer triplets, of the form (first rank, last rank, stride) indicating ranks in group of processes to be included in newgroup	4 5 6 7
OUT	newgroup	new group derived from above, in the order defined by ranges (handle)	8 9

```

int MPI_Group_range_incl(MPI_Group group, int n, int ranges[][3],
                        MPI_Group *newgroup)
MPI_GROUP_RANGE_INCL(GROUP, N, RANGES, NEWGROUP, IERROR)
INTEGER GROUP, N, RANGES(3,*), NEWGROUP, IERROR
{MPI::Group MPI::Group::Range_incl(int n, const int ranges[][3])
  const(binding deprecated, see Section 15.2) }

```

If ranges consist of the triplets

$$(first_1, last_1, stride_1), \dots, (first_n, last_n, stride_n)$$

then newgroup consists of the sequence of processes in group with ranks

$$first_1, first_1 + stride_1, \dots, first_1 + \left\lfloor \frac{last_1 - first_1}{stride_1} \right\rfloor stride_1, \dots$$

$$first_n, first_n + stride_n, \dots, first_n + \left\lfloor \frac{last_n - first_n}{stride_n} \right\rfloor stride_n.$$

Each computed rank must be a valid rank in group and all computed ranks must be distinct, or else the program is erroneous. Note that we may have  $first_i > last_i$ , and  $stride_i$  may be negative, but cannot be zero.

The functionality of this routine is specified to be equivalent to expanding the array of ranges to an array of the included ranks and passing the resulting array of ranks and other arguments to MPI\_GROUP\_INCL. A call to MPI\_GROUP\_INCL is equivalent to a call to MPI\_GROUP\_RANGE\_INCL with each rank  $i$  in ranks replaced by the triplet  $(i, i, 1)$  in the argument ranges.

MPI_GROUP_RANGE_EXCL(group, n, ranges, newgroup)			37
IN	group	group (handle)	38
IN	n	number of elements in array ranges (integer)	39
IN	ranges	a one-dimensional array of integer triplets of the form (first rank, last rank, stride), indicating the ranks in group of processes to be excluded from the output group newgroup.	40 41 42 43 44
OUT	newgroup	new group derived from above, preserving the order in group (handle)	45 46 47

```

1 int MPI_Group_range_excl(MPI_Group group, int n, int ranges[][3],
2     MPI_Group *newgroup)
3
4 MPI_GROUP_RANGE_EXCL(GROUP, N, RANGES, NEWGROUP, IERROR)
5     INTEGER GROUP, N, RANGES(3,*), NEWGROUP, IERROR
6
7 {MPI::Group MPI::Group::Range_excl(int n, const int ranges[][3])
8     const(binding deprecated, see Section 15.2) }

```

Each computed rank must be a valid rank in group and all computed ranks must be distinct, or else the program is erroneous.

The functionality of this routine is specified to be equivalent to expanding the array of ranges to an array of the excluded ranks and passing the resulting array of ranks and other arguments to MPI\_GROUP\_EXCL. A call to MPI\_GROUP\_EXCL is equivalent to a call to MPI\_GROUP\_RANGE\_EXCL with each rank  $i$  in ranks replaced by the triplet  $(i, i, 1)$  in the argument ranges.

*Advice to users.* The range operations do not explicitly enumerate ranks, and therefore are more scalable if implemented efficiently. Hence, we recommend MPI programmers to use them whenever possible, as high-quality implementations will take advantage of this fact. (*End of advice to users.*)

*Advice to implementors.* The range operations should be implemented, if possible, without enumerating the group members, in order to obtain better scalability (time and space). (*End of advice to implementors.*)

### 6.3.3 Group Destructors

```

29 MPI_GROUP_FREE(group)
30     INOUT    group                group (handle)
31
32 int MPI_Group_free(MPI_Group *group)
33
34 MPI_GROUP_FREE(GROUP, IERROR)
35     INTEGER GROUP, IERROR
36
37 {void MPI::Group::Free() (binding deprecated, see Section 15.2) }

```

This operation marks a group object for deallocation. The handle group is set to MPI\_GROUP\_NULL by the call. Any on-going operation using this group will complete normally.

*Advice to implementors.* One can keep a reference count that is incremented for each call to MPI\_COMM\_GROUP, MPI\_COMM\_CREATE and MPI\_COMM\_DUP, and decremented for each call to MPI\_GROUP\_FREE or MPI\_COMM\_FREE; the group object is ultimately deallocated when the reference count drops to zero. (*End of advice to implementors.*)

## 6.4 Communicator Management

This section describes the manipulation of communicators in MPI. Operations that access communicators are local and their execution does not require interprocess communication. Operations that create communicators are collective and may require interprocess communication.

*Advice to implementors.* High-quality implementations should amortize the overheads associated with the creation of communicators (for the same group, or subsets thereof) over several calls, by allocating multiple contexts with one collective communication. (*End of advice to implementors.*)

### 6.4.1 Communicator Accessors

The following are all local operations.

`MPI_COMM_SIZE(comm, size)`

IN	comm	communicator (handle)
OUT	size	number of processes in the group of comm (integer)

`int MPI_Comm_size(MPI_Comm comm, int *size)`

`MPI_COMM_SIZE(COMM, SIZE, IERROR)`  
`INTEGER COMM, SIZE, IERROR`

`{int MPI::Comm::Get_size() const(binding deprecated, see Section 15.2) }`

*Rationale.* This function is equivalent to accessing the communicator's group with `MPI_COMM_GROUP` (see above), computing the size using `MPI_GROUP_SIZE`, and then freeing the temporary group via `MPI_GROUP_FREE`. However, this function is so commonly used, that this shortcut was introduced. (*End of rationale.*)

*Advice to users.* This function indicates the number of processes involved in a communicator. For `MPI_COMM_WORLD`, it indicates the total number of processes available (for this version of MPI, there is no standard way to change the number of processes once initialization has taken place).

This call is often used with the next call to determine the amount of concurrency available for a specific library or program. The following call, `MPI_COMM_RANK` indicates the rank of the process that calls it in the range from `0 . . . size-1`, where `size` is the return value of `MPI_COMM_SIZE`. (*End of advice to users.*)

`MPI_COMM_RANK(comm, rank)`

IN	comm	communicator (handle)
OUT	rank	rank of the calling process in group of comm (integer)

```

1 int MPI_Comm_rank(MPI_Comm comm, int *rank)
2
3 MPI_COMM_RANK(COMM, RANK, IERROR)
4     INTEGER COMM, RANK, IERROR
5
6 {int MPI::Comm::Get_rank() const(binding deprecated, see Section 15.2) }

```

*Rationale.* This function is equivalent to accessing the communicator’s group with MPI\_COMM\_GROUP (see above), computing the rank using MPI\_GROUP\_RANK, and then freeing the temporary group via MPI\_GROUP\_FREE. However, this function is so commonly used, that this shortcut was introduced. (*End of rationale.*)

*Advice to users.* This function gives the rank of the process in the particular communicator’s group. It is useful, as noted above, in conjunction with MPI\_COMM\_SIZE.

Many programs will be written with the master-slave model, where one process (such as the rank-zero process) will play a supervisory role, and the other processes will serve as compute nodes. In this framework, the two preceding calls are useful for determining the roles of the various processes of a communicator. (*End of advice to users.*)

```

21 MPI_COMM_COMPARE(comm1, comm2, result)
22
23     IN        comm1                first communicator (handle)
24     IN        comm2                second communicator (handle)
25     OUT       result                result (integer)
26
27 int MPI_Comm_compare(MPI_Comm comm1, MPI_Comm comm2, int *result)
28
29 MPI_COMM_COMPARE(COMM1, COMM2, RESULT, IERROR)
30     INTEGER COMM1, COMM2, RESULT, IERROR
31
32 {static int MPI::Comm::Compare(const MPI::Comm& comm1,
33                               const MPI::Comm& comm2) (binding deprecated, see Section 15.2) }

```

MPI\_IDENT results if and only if comm1 and comm2 are handles for the same object (identical groups and same contexts). MPI\_CONGRUENT results if the underlying groups are identical in constituents and rank order; these communicators differ only by context. MPI\_SIMILAR results if the group members of both communicators are the same but the rank order differs. MPI\_UNEQUAL results otherwise.

## 6.4.2 Communicator Constructors

The following are collective functions that are invoked by all processes in the group or groups associated with comm.

*Rationale.* Note that there is a chicken-and-egg aspect to MPI in that a communicator is needed to create a new communicator. The base communicator for all MPI communicators is predefined outside of MPI, and is MPI\_COMM\_WORLD. This model was arrived at after considerable debate, and was chosen to increase “safety” of programs written in MPI. (*End of rationale.*)

The MPI interface provides four communicator construction routines that apply to both intracommunicators and intercommunicators. The construction routine `MPI_INTERCOMM_CREATE` (discussed later) applies only to intercommunicators.

An intracommunicator involves a single group while an intercommunicator involves two groups. Where the following discussions address intercommunicator semantics, the two groups in an intercommunicator are called the *left* and *right* groups. A process in an intercommunicator is a member of either the left or the right group. From the point of view of that process, the group that the process is a member of is called the *local* group; the other group (relative to that process) is the *remote* group. The left and right group labels give us a way to describe the two groups in an intercommunicator that is not relative to any particular process (as the local and remote groups are).

```
MPI_COMM_DUP(comm, newcomm)
```

IN	comm	communicator (handle)
OUT	newcomm	copy of comm (handle)

```
int MPI_Comm_dup(MPI_Comm comm, MPI_Comm *newcomm)
```

```
MPI_COMM_DUP(COMM, NEWCOMM, IERROR)
INTEGER COMM, NEWCOMM, IERROR
```

```
{MPI::Intracomm MPI::Intracomm::Dup() const(binding deprecated, see Section 15.2)
 }
```

```
{MPI::Intercomm MPI::Intercomm::Dup() const(binding deprecated, see Section 15.2)
 }
```

```
{MPI::Cartcomm MPI::Cartcomm::Dup() const(binding deprecated, see Section 15.2) }
```

```
{MPI::Graphcomm MPI::Graphcomm::Dup() const(binding deprecated, see Section 15.2)
 }
```

```
{MPI::Distgraphcomm MPI::Distgraphcomm::Dup() const(binding deprecated, see
 Section 15.2) }
```

```
{MPI::Comm& MPI::Comm::Clone() const = 0(binding deprecated, see Section 15.2) }
```

```
{MPI::Intracomm& MPI::Intracomm::Clone() const(binding deprecated, see
 Section 15.2) }
```

```
{MPI::Intercomm& MPI::Intercomm::Clone() const(binding deprecated, see
 Section 15.2) }
```

```
{MPI::Cartcomm& MPI::Cartcomm::Clone() const(binding deprecated, see Section 15.2)
 }
```

```
{MPI::Graphcomm& MPI::Graphcomm::Clone() const(binding deprecated, see
 Section 15.2) }
```

```
{MPI::Distgraphcomm& MPI::Distgraphcomm::Clone() const(binding deprecated, see
 Section 15.2) }
```

1 MPI\_COMM\_DUP Duplicates the existing communicator `comm` with associated key val-  
 2 ues. For each key value, the respective copy callback function determines the attribute value  
 3 associated with this key in the new communicator; one particular action that a copy call-  
 4 back may take is to delete the attribute from the new communicator. Returns in `newcomm`  
 5 a new communicator with the same group or groups, any copied cached information, but a  
 6 new context (see Section 6.7.1). Please see Section 16.1.7 on page 502 for further discussion  
 7 about the C++ bindings for `Dup()` and `Clone()`.  
 8

9 *Advice to users.* This operation is used to provide a parallel library call with a dupli-  
 10 cate communication space that has the same properties as the original communicator.  
 11 This includes any attributes (see below), and topologies (see Chapter 7). This call is  
 12 valid even if there are pending point-to-point communications involving the commu-  
 13 nicator `comm`. A typical call might involve a `MPI_COMM_DUP` at the beginning of  
 14 the parallel call, and an `MPI_COMM_FREE` of that duplicated communicator at the  
 15 end of the call. Other models of communicator management are also possible.

16 This call applies to both intra- and inter-communicators. (*End of advice to users.*)  
 17

18 *Advice to implementors.* One need not actually copy the group information, but only  
 19 add a new reference and increment the reference count. Copy on write can be used  
 20 for the cached information. (*End of advice to implementors.*)  
 21  
 22  
 23

24 `MPI_COMM_CREATE(comm, group, newcomm)`

25	IN	<code>comm</code>	communicator (handle)
26	IN	<code>group</code>	Group, which is a subset of the group of 27 <code>comm</code> (handle)
28			
29	OUT	<code>newcomm</code>	new communicator (handle)

30  
 31 `int MPI_Comm_create(MPI_Comm comm, MPI_Group group, MPI_Comm *newcomm)`

32 `MPI_COMM_CREATE(COMM, GROUP, NEWCOMM, IERROR)`

33 `INTEGER COMM, GROUP, NEWCOMM, IERROR`

34  
 35 `{MPI::Intercomm MPI::Intercomm::Create(const MPI::Group& group)`  
 36 `const(binding deprecated, see Section 15.2) }`

37  
 38 `{MPI::Intracomm MPI::Intracomm::Create(const MPI::Group& group)`  
 39 `const(binding deprecated, see Section 15.2) }`

40 If `comm` is an intracommunicator, this function returns a new communicator `newcomm` with  
 41 communication group defined by the `group` argument. No cached information propagates  
 42 from `comm` to `newcomm`. Each process must call with a `group` argument that is a subgroup  
 43 of the `group` associated with `comm`; this could be `MPI_GROUP_EMPTY`. The processes may  
 44 specify different values for the `group` argument. If a process calls with a non-empty `group`  
 45 then all processes in that `group` must call the function with the same `group` as argument,  
 46 that is the same processes in the same order. Otherwise the call is erroneous. This implies  
 47 that the set of groups specified across the processes must be disjoint. If the calling process  
 48 is a member of the group given as `group` argument, then `newcomm` is a communicator with

group as its associated group. In the case that a process calls with a `group` to which it does not belong, e.g., `MPI_GROUP_EMPTY`, then `MPI_COMM_NULL` is returned as `newcomm`. The function is collective and must be called by all processes in the group of `comm`.

*Rationale.* The interface supports the original mechanism from MPI-1.1, which required the same `group` in all processes of `comm`. It was extended in MPI-2.2 to allow the use of disjoint subgroups in order to allow implementations to eliminate unnecessary communication that `MPI_COMM_SPLIT` would incur when the user already knows the membership of the disjoint subgroups. (*End of rationale.*)

*Rationale.* The requirement that the entire group of `comm` participate in the call stems from the following considerations:

- It allows the implementation to layer `MPI_COMM_CREATE` on top of regular collective communications.
- It provides additional safety, in particular in the case where partially overlapping groups are used to create new communicators.
- It permits implementations sometimes to avoid communication related to context creation.

(*End of rationale.*)

*Advice to users.* `MPI_COMM_CREATE` provides a means to subset a group of processes for the purpose of separate MIMD computation, with separate communication space. `newcomm`, which emerges from `MPI_COMM_CREATE` can be used in subsequent calls to `MPI_COMM_CREATE` (or other communicator constructors) further to subdivide a computation into parallel sub-computations. A more general service is provided by `MPI_COMM_SPLIT`, below. (*End of advice to users.*)

*Advice to implementors.* When calling `MPI_COMM_DUP`, all processes call with the same `group` (the `group` associated with the communicator). When calling `MPI_COMM_CREATE`, the processes provide the same `group` or disjoint subgroups. For both calls, it is theoretically possible to agree on a group-wide unique context with no communication. However, local execution of these functions requires use of a larger context name space and reduces error checking. Implementations may strike various compromises between these conflicting goals, such as bulk allocation of multiple contexts in one collective operation.

**Important:** If new communicators are created without synchronizing the processes involved then the communication system should be able to cope with messages arriving in a context that has not yet been allocated at the receiving process. (*End of advice to implementors.*)

If `comm` is an intercommunicator, then the output communicator is also an intercommunicator where the local group consists only of those processes contained in `group` (see Figure 6.1). The `group` argument should only contain those processes in the local group of the input intercommunicator that are to be a part of `newcomm`. All processes in the same local group of `comm` must specify the same value for `group`, i.e., the same members in the same order. If either `group` does not specify at least one process in the local group of the intercommunicator, or if the calling process is not included in the `group`, `MPI_COMM_NULL` is returned.

*Rationale.* In the case where either the left or right group is empty, a null communicator is returned instead of an intercommunicator with `MPI_GROUP_EMPTY` because the side with the empty group must return `MPI_COMM_NULL`. (*End of rationale.*)

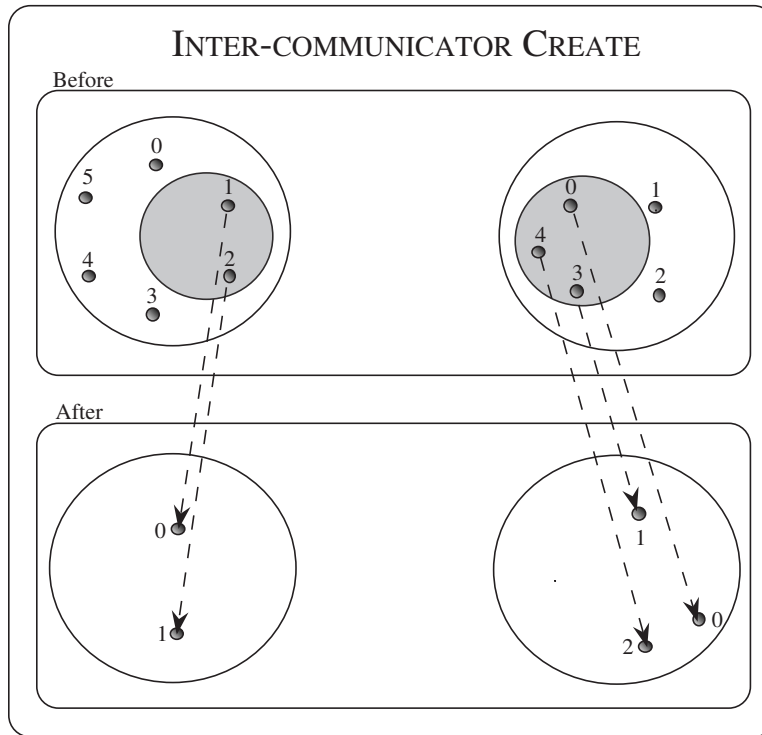


Figure 6.1: Intercommunicator create using `MPI_COMM_CREATE` extended to intercommunicators. The input groups are those in the grey circle.

**Example 6.1** The following example illustrates how the first node in the left side of an intercommunicator could be joined with all members on the right side of an intercommunicator to form a new intercommunicator.

```

34     MPI_Comm  inter_comm, new_inter_comm;
35     MPI_Group local_group, group;
36     int      rank = 0; /* rank on left side to include in
37                       new inter-comm */
38
39     /* Construct the original intercommunicator: "inter_comm" */
40     ...
41
42     /* Construct the group of processes to be in new
43        intercommunicator */
44     if (/* I'm on the left side of the intercommunicator */) {
45         MPI_Comm_group ( inter_comm, &local_group );
46         MPI_Group_incl ( local_group, 1, &rank, &group );
47         MPI_Group_free ( &local_group );
48     }

```



```

else
    MPI_Comm_group ( inter_comm, &group );

    MPI_Comm_create ( inter_comm, group, &new_inter_comm );
    MPI_Group_free( &group );

```

MPI\_COMM\_SPLIT(comm, color, key, newcomm)

IN	comm	communicator (handle)
IN	color	control of subset assignment (integer)
IN	key	control of rank assignment (integer)
OUT	newcomm	new communicator (handle)

```
int MPI_Comm_split(MPI_Comm comm, int color, int key, MPI_Comm *newcomm)
```

```
MPI_COMM_SPLIT(COMM, COLOR, KEY, NEWCOMM, IERROR)
```

```
INTEGER COMM, COLOR, KEY, NEWCOMM, IERROR
```

```
{MPI::Intercomm MPI::Intercomm::Split(int color, int key) const(binding
    deprecated, see Section 15.2) }
```

```
{MPI::Intracomm MPI::Intracomm::Split(int color, int key) const(binding
    deprecated, see Section 15.2) }
```

This function partitions the group associated with `comm` into disjoint subgroups, one for each value of `color`. Each subgroup contains all processes of the same color. Within each subgroup, the processes are ranked in the order defined by the value of the argument `key`, with ties broken according to their rank in the old group. A new communicator is created for each subgroup and returned in `newcomm`. A process may supply the color value `MPI_UNDEFINED`, in which case `newcomm` returns `MPI_COMM_NULL`. This is a collective call, but each process is permitted to provide different values for `color` and `key`.

With an intracommunicator `comm`, a call to `MPI_COMM_CREATE(comm, group, newcomm)` is equivalent to a call to `MPI_COMM_SPLIT(comm, color, key, newcomm)`, where processes that are members of their `group` argument provide `color = number of the group` (based on a unique numbering of all disjoint groups) and `key = rank in group`, and all processes that are not members of their `group` argument provide `color = MPI_UNDEFINED`.

The value of `color` must be non-negative.

*Advice to users.* This is an extremely powerful mechanism for dividing a single communicating group of processes into  $k$  subgroups, with  $k$  chosen implicitly by the user (by the number of colors asserted over all the processes). Each resulting communicator will be non-overlapping. Such a division could be useful for defining a hierarchy of computations, such as for multigrid, or linear algebra. For intracommunicators, `MPI_COMM_SPLIT` provides similar capability as `MPI_COMM_CREATE` to split a communicating group into disjoint subgroups. `MPI_COMM_SPLIT` is useful when some processes do not have complete information of the other members in their group, but all processes know (the color of) the group to which they belong. In this

1 case, the MPI implementation discovers the other group members via communi-  
 2 cation. `MPI_COMM_CREATE` is useful when all processes have complete information  
 3 of the members of their group. In this case, MPI can avoid the extra communication  
 4 required to discover group membership.

5 Multiple calls to `MPI_COMM_SPLIT` can be used to overcome the requirement that  
 6 any call have no overlap of the resulting communicators (each process is of only one  
 7 color per call). In this way, multiple overlapping communication structures can be  
 8 created. Creative use of the `color` and `key` in such splitting operations is encouraged.

9 Note that, for a fixed color, the keys need not be unique. It is `MPI_COMM_SPLIT`'s  
 10 responsibility to sort processes in ascending order according to this key, and to break  
 11 ties in a consistent way. If all the keys are specified in the same way, then all the  
 12 processes in a given color will have the relative rank order as they did in their parent  
 13 group.

14 Essentially, making the key value zero for all processes of a given color means that one  
 15 doesn't really care about the rank-order of the processes in the new communicator.  
 16 (*End of advice to users.*)

17  
 18 *Rationale.* `color` is restricted to be non-negative, so as not to conflict with the value  
 19 assigned to `MPI_UNDEFINED`. (*End of rationale.*)

20  
 21 The result of `MPI_COMM_SPLIT` on an intercommunicator is that those processes on the  
 22 left with the same `color` as those processes on the right combine to create a new intercom-  
 23 municator. The `key` argument describes the relative rank of processes on each side of the  
 24 intercommunicator (see Figure 6.2). For those colors that are specified only on one side of  
 25 the intercommunicator, `MPI_COMM_NULL` is returned. `MPI_COMM_NULL` is also returned  
 26 to those processes that specify `MPI_UNDEFINED` as the `color`.  
 27

28 *Advice to users.* For intercommunicators, `MPI_COMM_SPLIT` is more general than  
 29 `MPI_COMM_CREATE`. A single call to `MPI_COMM_SPLIT` can create a set of disjoint  
 30 intercommunicators, while a call to `MPI_COMM_CREATE` creates only one. (*End of*  
 31 *advice to users.*)

32  
 33 **Example 6.2** (Parallel client-server model). The following client code illustrates how clients  
 34 on the left side of an intercommunicator could be assigned to a single server from a pool of  
 35 servers on the right side of an intercommunicator.  
 36

```

37     /* Client code */
38     MPI_Comm  multiple_server_comm;
39     MPI_Comm  single_server_comm;
40     int       color, rank, num_servers;
41
42     /* Create intercommunicator with clients and servers:
43        multiple_server_comm */
44     ...
45
46     /* Find out the number of servers available */
47     MPI_Comm_remote_size ( multiple_server_comm, &num_servers );
48
```

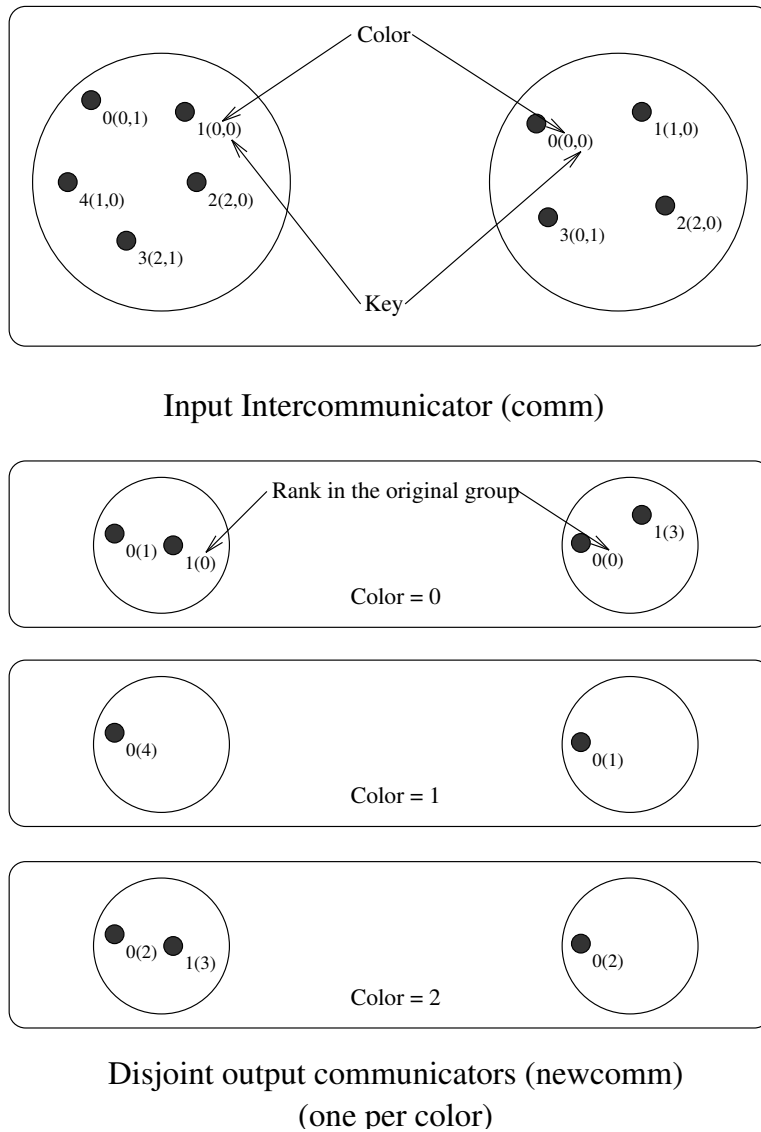


Figure 6.2: Intercommunicator construction achieved by splitting an existing intercommunicator with MPI\_COMM\_SPLIT extended to intercommunicators.

1  
2  
3  
4  
5  
6  
7  
8  
9  
10  
11  
12  
13  
14  
15  
16  
17  
18  
19  
20  
21  
22  
23  
24  
25  
26  
27  
28  
29  
30  
31  
32  
33  
34  
35  
36  
37  
38  
39  
40  
41  
42  
43  
44  
45  
46  
47  
48

```

1      /* Determine my color */
2      MPI_Comm_rank ( multiple_server_comm, &rank );
3      color = rank % num_servers;
4
5      /* Split the intercommunicator */
6      MPI_Comm_split ( multiple_server_comm, color, rank,
7                      &single_server_comm );

```

The following is the corresponding server code:

```

10     /* Server code */
11     MPI_Comm multiple_client_comm;
12     MPI_Comm single_server_comm;
13     int      rank;
14
15     /* Create intercommunicator with clients and servers:
16        multiple_client_comm */
17     ...
18
19     /* Split the intercommunicator for a single server per group
20        of clients */
21     MPI_Comm_rank ( multiple_client_comm, &rank );
22     MPI_Comm_split ( multiple_client_comm, rank, 0,
23                     &single_server_comm );

```

ticket287.

**MPI\_COMM\_SPLIT\_TYPE(comm, split\_type, key, info, newcomm)**

IN	comm	communicator (handle)
IN	split_type	type of processes to be grouped together (integer)
IN	key	control of rank assignment (integer)
IN	info	info argument (handle)
OUT	newcomm	new communicator (handle)

```

int MPI_Comm_split_type(MPI_Comm comm, int split_type, int key, MPI_Info
                        info, MPI_Comm *newcomm)

```

```

MPI_COMM_SPLIT_TYPE(COMM, SPLIT_TYPE, KEY, INFO, NEWCOMM, IERROR)
INTEGER COMM, SPLIT_TYPE, KEY, INFO, NEWCOMM, IERROR

```

This function partitions the group associated with `comm` into disjoint subgroups, based on the type specified by `split_type`. Each subgroup contains all processes of the same type. Within each subgroup, the processes are ranked in the order defined by the value of the argument `key`, with ties broken according to their rank in the old group. A new communicator is created for each subgroup and returned in `newcomm`. This is a collective call; all processes must provide the same `split_type`, but each process is permitted to provide different values for `key`. An exception to this rule is that a process may supply the type value `MPI_UNDEFINED`, in which case `newcomm` returns `MPI_COMM_NULL`.

The following type is predefined by MPI:

`MPI_COMM_TYPE_SHARED` — this type splits the communicator into subcommunicators, each of which can create a shared memory region.

`MPI_COMM_TYPE_ADDRESS_SPACE` — this type splits the communicator into subcommunicators, in which all processes share an address space.

*Advice to implementors.* Implementations can define their own types, or use the `info` argument, to assist in creating communicators that help expose platform-specific information to the application. (*End of advice to implementors.*)

**Example 6.3** The following example illustrates how MPI processes within the same address space can share global data.

```
int *buf;

int main(int argc, char **argv)
{
    int me, size;
    MPI_Comm comm_address_space;

    MPI_Init(&argc, &argv);

    MPI_Comm_split_type(MPI_COMM_WORLD, MPI_COMM_TYPE_ADDRESS_SPACE,
                        0, MPI_INFO_NULL, &comm_address_space);

    MPI_Comm_rank(comm_address_space, &me);
    if (me == 0) {
        buf = (int *) malloc(10000);
        /* initialize buffer */
    }
    MPI_Barrier(comm_address_space);

    /* All processes within the address space share the same 'buf' */
    x = buf[0];
    y = buf[1];

    MPI_Comm_free(&comm_address_space);
    MPI_Finalize();
}
```

### 6.4.3 Communicator Destructors

`MPI_COMM_FREE(comm)`

INOUT    `comm`                                    communicator to be destroyed (handle)

```

1 int MPI_Comm_free(MPI_Comm *comm)
2
3 MPI_COMM_FREE(COMM, IERROR)
4     INTEGER COMM, IERROR
5
6 {void MPI::Comm::Free() (binding deprecated, see Section 15.2) }

```

This collective operation marks the communication object for deallocation. The handle is set to MPI\_COMM\_NULL. Any pending operations that use this communicator will complete normally; the object is actually deallocated only if there are no other active references to it. This call applies to intra- and inter-communicators. The delete callback functions for all cached attributes (see Section 6.7) are called in arbitrary order.

*Advice to implementors.* A reference-count mechanism may be used: the reference count is incremented by each call to MPI\_COMM\_DUP, and decremented by each call to MPI\_COMM\_FREE. The object is ultimately deallocated when the count reaches zero.

Though collective, it is anticipated that this operation will normally be implemented to be local, though a debugging version of an MPI library might choose to synchronize. (*End of advice to implementors.*)

## 6.5 Motivating Examples

### 6.5.1 Current Practice #1

Example #1a:

```

26 int main(int argc, char **argv)
27 {
28     int me, size;
29     ...
30     MPI_Init ( &argc, &argv );
31     MPI_Comm_rank (MPI_COMM_WORLD, &me);
32     MPI_Comm_size (MPI_COMM_WORLD, &size);
33
34     (void)printf ("Process %d size %d\n", me, size);
35     ...
36     MPI_Finalize();
37 }

```

Example #1a is a do-nothing program that initializes itself legally, and refers to the “all” communicator, and prints a message. It terminates itself legally too. This example does not imply that MPI supports printf-like communication itself.

Example #1b (supposing that size is even):

```

44 int main(int argc, char **argv)
45 {
46     int me, size;
47     int SOME_TAG = 0;
48     ...

```

```

MPI_Init(&argc, &argv);
1
2
MPI_Comm_rank(MPI_COMM_WORLD, &me); /* local */
3
MPI_Comm_size(MPI_COMM_WORLD, &size); /* local */
4
5
if((me % 2) == 0)
6
{
7
    /* send unless highest-numbered process */
8
    if((me + 1) < size)
9
        MPI_Send(..., me + 1, SOME_TAG, MPI_COMM_WORLD);
10
}
11
else
12
    MPI_Recv(..., me - 1, SOME_TAG, MPI_COMM_WORLD, &status);
13
14
...
15
MPI_Finalize();
16
}
17

```

Example #1b schematically illustrates message exchanges between “even” and “odd” processes in the “all” communicator.

### 6.5.2 Current Practice #2

```

int main(int argc, char **argv)
23
{
24
    int me, count;
25
    void *data;
26
    ...
27
28
    MPI_Init(&argc, &argv);
29
    MPI_Comm_rank(MPI_COMM_WORLD, &me);
30
31
    if(me == 0)
32
    {
33
        /* get input, create buffer ‘‘data’’ */
34
        ...
35
    }
36
37
    MPI_Bcast(data, count, MPI_BYTE, 0, MPI_COMM_WORLD);
38
39
    ...
40
41
    MPI_Finalize();
42
}
43

```

This example illustrates the use of a collective communication.

### 6.5.3 (Approximate) Current Practice #3

```

int main(int argc, char **argv)
48

```

```

1  {
2      int me, count, count2;
3      void *send_buf, *recv_buf, *send_buf2, *recv_buf2;
4      MPI_Group MPI_GROUP_WORLD, grpem;
5      MPI_Comm commslave;
6      static int ranks[] = {0};
7      ...
8      MPI_Init(&argc, &argv);
9      MPI_Comm_group(MPI_COMM_WORLD, &MPI_GROUP_WORLD);
10     MPI_Comm_rank(MPI_COMM_WORLD, &me); /* local */
11
12     MPI_Group_excl(MPI_GROUP_WORLD, 1, ranks, &grpem); /* local */
13     MPI_Comm_create(MPI_COMM_WORLD, grpem, &commslave);
14
15     if(me != 0)
16     {
17         /* compute on slave */
18         ...
19         MPI_Reduce(send_buf,recv_buff,count, MPI_INT, MPI_SUM, 1, commslave);
20         ...
21         MPI_Comm_free(&commslave);
22     }
23     /* zero falls through immediately to this reduce, others do later... */
24     MPI_Reduce(send_buf2, recv_buff2, count2,
25               MPI_INT, MPI_SUM, 0, MPI_COMM_WORLD);
26
27     MPI_Group_free(&MPI_GROUP_WORLD);
28     MPI_Group_free(&grpem);
29     MPI_Finalize();
30 }
31

```

This example illustrates how a group consisting of all but the zeroth process of the “all” group is created, and then how a communicator is formed (`commslave`) for that new group. The new communicator is used in a collective call, and all processes execute a collective call in the `MPI_COMM_WORLD` context. This example illustrates how the two communicators (that inherently possess distinct contexts) protect communication. That is, communication in `MPI_COMM_WORLD` is insulated from communication in `commslave`, and vice versa.

In summary, “group safety” is achieved via communicators because distinct contexts within communicators are enforced to be unique on any process.

#### 6.5.4 Example #4

The following example is meant to illustrate “safety” between point-to-point and collective communication. MPI guarantees that a single communicator can do safe point-to-point and collective communication.

```

46     #define TAG_ARBITRARY 12345
47     #define SOME_COUNT    50
48

```



```

int main(int argc, char **argv) 1
{ 2
    int me; 3
    MPI_Request request[2]; 4
    MPI_Status status[2]; 5
    MPI_Group MPI_GROUP_WORLD, subgroup; 6
    int ranks[] = {2, 4, 6, 8}; 7
    MPI_Comm the_comm; 8
    ... 9
    MPI_Init(&argc, &argv); 10
    MPI_Comm_group(MPI_COMM_WORLD, &MPI_GROUP_WORLD); 11
    12
    MPI_Group_incl(MPI_GROUP_WORLD, 4, ranks, &subgroup); /* local */ 13
    MPI_Group_rank(subgroup, &me); /* local */ 14
    15
    MPI_Comm_create(MPI_COMM_WORLD, subgroup, &the_comm); 16
    17
    if(me != MPI_UNDEFINED) 18
    { 19
        MPI_Irecv(buff1, count, MPI_DOUBLE, MPI_ANY_SOURCE, TAG_ARBITRARY, 20
                the_comm, request); 21
        MPI_Isend(buff2, count, MPI_DOUBLE, (me+1)%4, TAG_ARBITRARY, 22
                the_comm, request+1); 23
        for(i = 0; i < SOME_COUNT, i++) 24
            MPI_Reduce(..., the_comm); 25
        MPI_Waitall(2, request, status); 26
    } 27
    MPI_Comm_free(&the_comm); 28
    29
    MPI_Group_free(&MPI_GROUP_WORLD); 30
    MPI_Group_free(&subgroup); 31
    MPI_Finalize(); 32
    33
} 34

```

### 6.5.5 Library Example #1

The main program:

```

int main(int argc, char **argv) 39
{ 40
    int done = 0; 41
    user_lib_t *libh_a, *libh_b; 42
    void *dataset1, *dataset2; 43
    ... 44
    MPI_Init(&argc, &argv); 45
    ... 46
    init_user_lib(MPI_COMM_WORLD, &libh_a); 47
    48
}

```

```

1   init_user_lib(MPI_COMM_WORLD, &libh_b);
2   ...
3   user_start_op(libh_a, dataset1);
4   user_start_op(libh_b, dataset2);
5   ...
6   while(!done)
7   {
8       /* work */
9       ...
10      MPI_Reduce(..., MPI_COMM_WORLD);
11      ...
12      /* see if done */
13      ...
14  }
15  user_end_op(libh_a);
16  user_end_op(libh_b);
17
18  uninit_user_lib(libh_a);
19  uninit_user_lib(libh_b);
20  MPI_Finalize();
21  }

```

22 The user library initialization code:

```

23
24 void init_user_lib(MPI_Comm comm, user_lib_t **handle)
25 {
26     user_lib_t *save;
27
28     user_lib_initsave(&save); /* local */
29     MPI_Comm_dup(comm, &(save -> comm));
30
31     /* other inits */
32     ...
33
34     *handle = save;
35 }
36

```

37 User start-up code:

```

38
39 void user_start_op(user_lib_t *handle, void *data)
40 {
41     MPI_Irecv( ..., handle->comm, &(handle -> irecv_handle) );
42     MPI_Isend( ..., handle->comm, &(handle -> isend_handle) );
43 }

```

44 User communication clean-up code:

```

45
46 void user_end_op(user_lib_t *handle)
47 {
48     MPI_Status status;

```

```

    MPI_Wait(handle -> isend_handle, &status);
    MPI_Wait(handle -> irecv_handle, &status);
}

```

User object clean-up code:

```

void uninit_user_lib(user_lib_t *handle)
{
    MPI_Comm_free(&(handle -> comm));
    free(handle);
}

```

### 6.5.6 Library Example #2

The main program:

```

int main(int argc, char **argv)
{
    int ma, mb;
    MPI_Group MPI_GROUP_WORLD, group_a, group_b;
    MPI_Comm comm_a, comm_b;

    static int list_a[] = {0, 1};
#if defined(EXAMPLE_2B) | defined(EXAMPLE_2C)
    static int list_b[] = {0, 2, 3};
#else /* EXAMPLE_2A */
    static int list_b[] = {0, 2};
#endif
    int size_list_a = sizeof(list_a)/sizeof(int);
    int size_list_b = sizeof(list_b)/sizeof(int);

    ...
    MPI_Init(&argc, &argv);
    MPI_Comm_group(MPI_COMM_WORLD, &MPI_GROUP_WORLD);

    MPI_Group_incl(MPI_GROUP_WORLD, size_list_a, list_a, &group_a);
    MPI_Group_incl(MPI_GROUP_WORLD, size_list_b, list_b, &group_b);

    MPI_Comm_create(MPI_COMM_WORLD, group_a, &comm_a);
    MPI_Comm_create(MPI_COMM_WORLD, group_b, &comm_b);

    if(comm_a != MPI_COMM_NULL)
        MPI_Comm_rank(comm_a, &ma);
    if(comm_b != MPI_COMM_NULL)
        MPI_Comm_rank(comm_b, &mb);

    if(comm_a != MPI_COMM_NULL)
        lib_call(comm_a);
}

```

```

1     if(comm_b != MPI_COMM_NULL)
2     {
3         lib_call(comm_b);
4         lib_call(comm_b);
5     }
6
7     if(comm_a != MPI_COMM_NULL)
8         MPI_Comm_free(&comm_a);
9     if(comm_b != MPI_COMM_NULL)
10        MPI_Comm_free(&comm_b);
11    MPI_Group_free(&group_a);
12    MPI_Group_free(&group_b);
13    MPI_Group_free(&MPI_GROUP_WORLD);
14    MPI_Finalize();
15 }

```

16 The library:

```

17 void lib_call(MPI_Comm comm)
18 {
19     int me, done = 0;
20     MPI_Status status;
21     MPI_Comm_rank(comm, &me);
22     if(me == 0)
23         while(!done)
24             {
25                 MPI_Recv(..., MPI_ANY_SOURCE, MPI_ANY_TAG, comm, &status);
26                 ...
27             }
28     else
29     {
30         /* work */
31         MPI_Send(..., 0, ARBITRARY_TAG, comm);
32         ....
33     }
34 }
35 #ifdef EXAMPLE_2C
36     /* include (resp, exclude) for safety (resp, no safety): */
37     MPI_Barrier(comm);
38 #endif
39 }

```

40 The above example is really three examples, depending on whether or not one includes rank  
41 3 in `list_b`, and whether or not a synchronize is included in `lib_call`. This example illustrates  
42 that, despite contexts, subsequent calls to `lib_call` with the same context need not be safe  
43 from one another (colloquially, “back-masking”). Safety is realized if the `MPI_Barrier` is  
44 added. What this demonstrates is that libraries have to be written carefully, even with  
45 contexts. When rank 3 is excluded, then the synchronize is not needed to get safety from  
46 back masking.

47 Algorithms like “reduce” and “allreduce” have strong enough source selectivity prop-  
48 erties so that they are inherently okay (no backmasking), provided that MPI provides basic

guarantees. So are multiple calls to a typical tree-broadcast algorithm with the same root or different roots (see [50]). Here we rely on two guarantees of MPI: pairwise ordering of messages between processes in the same context, and source selectivity — deleting either feature removes the guarantee that backmasking cannot be required.

Algorithms that try to do non-deterministic broadcasts or other calls that include wildcard operations will not generally have the good properties of the deterministic implementations of “reduce,” “allreduce,” and “broadcast.” Such algorithms would have to utilize the monotonically increasing tags (within a communicator scope) to keep things straight.

All of the foregoing is a supposition of “collective calls” implemented with point-to-point operations. MPI implementations may or may not implement collective calls using point-to-point operations. These algorithms are used to illustrate the issues of correctness and safety, independent of how MPI implements its collective calls. See also Section 6.9.

## 6.6 Inter-Communication

This section introduces the concept of inter-communication and describes the portions of MPI that support it. It describes support for writing programs that contain user-level servers.

All communication described thus far has involved communication between processes that are members of the same group. This type of communication is called “intra-communication” and the communicator used is called an “intra-communicator,” as we have noted earlier in the chapter.

In modular and multi-disciplinary applications, different process groups execute distinct modules and processes within different modules communicate with one another in a pipeline or a more general module graph. In these applications, the most natural way for a process to specify a target process is by the rank of the target process within the target group. In applications that contain internal user-level servers, each server may be a process group that provides services to one or more clients, and each client may be a process group that uses the services of one or more servers. It is again most natural to specify the target process by rank within the target group in these applications. This type of communication is called “inter-communication” and the communicator used is called an “inter-communicator,” as introduced earlier.

An inter-communication is a point-to-point communication between processes in different groups. The group containing a process that initiates an inter-communication operation is called the “local group,” that is, the sender in a send and the receiver in a receive. The group containing the target process is called the “remote group,” that is, the receiver in a send and the sender in a receive. As in intra-communication, the target process is specified using a (communicator, rank) pair. Unlike intra-communication, the rank is relative to a second, remote group.

All inter-communicator constructors are blocking and require that the local and remote groups be disjoint.

*Advice to users.* The groups must be disjoint for several reasons. Primarily, this is the intent of the intercommunicators — to provide a communicator for communication between disjoint groups. This is reflected in the definition of `MPI_INTERCOMM_MERGE`, which allows the user to control the ranking of the processes in the created intracommunicator; this ranking makes little sense if the groups

are not disjoint. In addition, the natural extension of collective operations to inter-communicators makes the most sense when the groups are disjoint. (*End of advice to users.*)

Here is a summary of the properties of inter-communication and inter-communicators:

- The syntax of point-to-point and collective communication is the same for both inter- and intra-communication. The same communicator can be used both for send and for receive operations.
- A target process is addressed by its rank in the remote group, both for sends and for receives.
- Communications using an inter-communicator are guaranteed not to conflict with any communications that use a different communicator.
- A communicator will provide either intra- or inter-communication, never both.

The routine `MPI_COMM_TEST_INTER` may be used to determine if a communicator is an inter- or intra-communicator. Inter-communicators can be used as arguments to some of the other communicator access routines. Inter-communicators cannot be used as input to some of the constructor routines for intra-communicators (for instance, `MPI_CART_CREATE`).

*Advice to implementors.* For the purpose of point-to-point communication, communicators can be represented in each process by a tuple consisting of:

```

group
send_context
receive_context
source

```

For inter-communicators, **group** describes the remote group, and **source** is the rank of the process in the local group. For intra-communicators, **group** is the communicator group (remote=local), **source** is the rank of the process in this group, and **send context** and **receive context** are identical. A group can be represented by a rank-to-absolute-address translation table.

The inter-communicator cannot be discussed sensibly without considering processes in both the local and remote groups. Imagine a process **P** in group  $\mathcal{P}$ , which has an inter-communicator  $C_{\mathcal{P}}$ , and a process **Q** in group  $\mathcal{Q}$ , which has an inter-communicator  $C_{\mathcal{Q}}$ . Then

- $C_{\mathcal{P}}.\mathbf{group}$  describes the group  $\mathcal{Q}$  and  $C_{\mathcal{Q}}.\mathbf{group}$  describes the group  $\mathcal{P}$ .
- $C_{\mathcal{P}}.\mathbf{send\_context} = C_{\mathcal{Q}}.\mathbf{receive\_context}$  and the context is unique in  $\mathcal{Q}$ ;  
 $C_{\mathcal{P}}.\mathbf{receive\_context} = C_{\mathcal{Q}}.\mathbf{send\_context}$  and this context is unique in  $\mathcal{P}$ .
- $C_{\mathcal{P}}.\mathbf{source}$  is rank of **P** in  $\mathcal{P}$  and  $C_{\mathcal{Q}}.\mathbf{source}$  is rank of **Q** in  $\mathcal{Q}$ .

Assume that **P** sends a message to **Q** using the inter-communicator. Then **P** uses the **group** table to find the absolute address of **Q**; **source** and **send\_context** are appended to the message.

Assume that **Q** posts a receive with an explicit source argument using the inter-communicator. Then **Q** matches **receive\_context** to the message context and source argument to the message source.

The same algorithm is appropriate for intra-communicators as well.

In order to support inter-communicator accessors and constructors, it is necessary to supplement this model with additional structures, that store information about the local communication group, and additional safe contexts. (*End of advice to implementors.*)

### 6.6.1 Inter-communicator Accessors

`MPI_COMM_TEST_INTER(comm, flag)`

IN	comm	communicator (handle)
OUT	flag	(logical)

`int MPI_Comm_test_inter(MPI_Comm comm, int *flag)`

`MPI_COMM_TEST_INTER(COMM, FLAG, IERROR)`

INTEGER COMM, IERROR

LOGICAL FLAG

`{bool MPI::Comm::Is_inter() const(binding deprecated, see Section 15.2) }`

This local routine allows the calling process to determine if a communicator is an inter-communicator or an intra-communicator. It returns true if it is an inter-communicator, otherwise false.

When an inter-communicator is used as an input argument to the communicator accessors described above under intra-communication, the following table describes behavior.

<code>MPI_COMM_SIZE</code>	returns the size of the local group.
<code>MPI_COMM_GROUP</code>	returns the local group.
<code>MPI_COMM_RANK</code>	returns the rank in the local group

Table 6.1: `MPI_COMM_*` Function Behavior (in Inter-Communication Mode)

Furthermore, the operation `MPI_COMM_COMPARE` is valid for inter-communicators. Both communicators must be either intra- or inter-communicators, or else `MPI_UNEQUAL` results. Both corresponding local and remote groups must compare correctly to get the results `MPI_CONGRUENT` and `MPI_SIMILAR`. In particular, it is possible for `MPI_SIMILAR` to result because either the local or remote groups were similar but not identical.

The following accessors provide consistent access to the remote group of an inter-communicator:

The following are all local operations.

```

1 MPI_COMM_REMOTE_SIZE(comm, size)
2     IN      comm      inter-communicator (handle)
3
4     OUT     size      number of processes in the remote group of comm
5                      (integer)
6
7 int MPI_Comm_remote_size(MPI_Comm comm, int *size)
8
9 MPI_COMM_REMOTE_SIZE(COMM, SIZE, IERROR)
10    INTEGER COMM, SIZE, IERROR
11
12 {int MPI::Intercomm::Get_remote_size() const(binding deprecated, see Section 15.2)
13     }
14
15 MPI_COMM_REMOTE_GROUP(comm, group)
16     IN      comm      inter-communicator (handle)
17
18     OUT     group     remote group corresponding to comm (handle)
19
20 int MPI_Comm_remote_group(MPI_Comm comm, MPI_Group *group)
21
22 MPI_COMM_REMOTE_GROUP(COMM, GROUP, IERROR)
23    INTEGER COMM, GROUP, IERROR
24
25 {MPI::Group MPI::Intercomm::Get_remote_group() const(binding deprecated, see
26     Section 15.2) }

```

*Rationale.* Symmetric access to both the local and remote groups of an inter-communicator is important, so this function, as well as MPI\_COMM\_REMOTE\_SIZE have been provided. (*End of rationale.*)

## 6.6.2 Inter-communicator Operations

This section introduces four blocking inter-communicator operations.

MPI\_INTERCOMM\_CREATE is used to bind two intra-communicators into an inter-communicator; the function MPI\_INTERCOMM\_MERGE creates an intra-communicator by merging the local and remote groups of an inter-communicator. The functions MPI\_COMM\_DUP and MPI\_COMM\_FREE, introduced previously, duplicate and free an inter-communicator, respectively.

Overlap of local and remote groups that are bound into an inter-communicator is prohibited. If there is overlap, then the program is erroneous and is likely to deadlock. (If a process is multithreaded, and MPI calls block only a thread, rather than a process, then “dual membership” can be supported. It is then the user’s responsibility to make sure that calls on behalf of the two “roles” of a process are executed by two independent threads.)

The function MPI\_INTERCOMM\_CREATE can be used to create an inter-communicator from two existing intra-communicators, in the following situation: At least one selected member from each group (the “group leader”) has the ability to communicate with the selected member from the other group; that is, a “peer” communicator exists to which both



leaders belong, and each leader knows the rank of the other leader in this peer communicator. Furthermore, members of each group know the rank of their leader.

Construction of an inter-communicator from two intra-communicators requires separate collective operations in the local group and in the remote group, as well as a point-to-point communication between a process in the local group and a process in the remote group.

In standard MPI implementations (with static process allocation at initialization), the `MPI_COMM_WORLD` communicator (or preferably a dedicated duplicate thereof) can be this peer communicator. For applications that have used `spawn` or `join`, it may be necessary to first create an intracommunicator to be used as peer.

The application topology functions described in Chapter 7 do not apply to inter-communicators. Users that require this capability should utilize `MPI_INTERCOMM_MERGE` to build an intra-communicator, then apply the graph or cartesian topology capabilities to that intra-communicator, creating an appropriate topology-oriented intra-communicator. Alternatively, it may be reasonable to devise one's own application topology mechanisms for this case, without loss of generality.

```
MPI_INTERCOMM_CREATE(local_comm, local_leader, peer_comm, remote_leader, tag,
                      newintercomm)
```

IN	<code>local_comm</code>	local intra-communicator (handle)
IN	<code>local_leader</code>	rank of local group leader in <code>local_comm</code> (integer)
IN	<code>peer_comm</code>	“peer” communicator; significant only at the <code>local_leader</code> (handle)
IN	<code>remote_leader</code>	rank of remote group leader in <code>peer_comm</code> ; significant only at the <code>local_leader</code> (integer)
IN	<code>tag</code>	“safe” tag (integer)
OUT	<code>newintercomm</code>	new inter-communicator (handle)

```
int MPI_Intercomm_create(MPI_Comm local_comm, int local_leader,
                        MPI_Comm peer_comm, int remote_leader, int tag,
                        MPI_Comm *newintercomm)
```

```
MPI_INTERCOMM_CREATE(LOCAL_COMM, LOCAL_LEADER, PEER_COMM, REMOTE_LEADER,
                     TAG, NEWINTERCOMM, IERROR)
INTEGER LOCAL_COMM, LOCAL_LEADER, PEER_COMM, REMOTE_LEADER, TAG,
NEWINTERCOMM, IERROR
```

```
{MPI::Intercomm MPI::Intracomm::Create_intercomm(int local_leader, const
MPI::Comm& peer_comm, int remote_leader, int tag) const(binding
deprecated, see Section 15.2) }
```

This call creates an inter-communicator. It is collective over the union of the local and remote groups. Processes should provide identical `local_comm` and `local_leader` arguments within each group. Wildcards are not permitted for `remote_leader`, `local_leader`, and `tag`.

This call uses point-to-point communication with communicator `peer_comm`, and with tag `tag` between the leaders. Thus, care must be taken that there be no pending communication on `peer_comm` that could interfere with this communication.

1 *Advice to users.* We recommend using a dedicated peer communicator, such as a  
 2 duplicate of MPI\_COMM\_WORLD, to avoid trouble with peer communicators. (*End of*  
 3 *advice to users.*)

4  
 5  
 6 MPI\_INTERCOMM\_MERGE(intercomm, high, newintracomm)

7  
 8 IN intercomm Inter-Communicator (handle)  
 9 IN high (logical)  
 10 OUT newintracomm new intra-communicator (handle)  
 11

12  
 13 int MPI\_Intercomm\_merge(MPI\_Comm intercomm, int high,  
 14 MPI\_Comm \*newintracomm)

15 MPI\_INTERCOMM\_MERGE(INTERCOMM, HIGH, INTRACOMM, IERROR)  
 16 INTEGER INTERCOMM, INTRACOMM, IERROR  
 17 LOGICAL HIGH  
 18

19 {MPI::Intracomm MPI::Intercomm::Merge(bool high) const(*binding deprecated, see*  
 20 *Section 15.2*) }

21 This function creates an intra-communicator from the union of the two groups that are  
 22 associated with intercomm. All processes should provide the same high value within each  
 23 of the two groups. If processes in one group provided the value high = false and processes  
 24 in the other group provided the value high = true then the union orders the “low” group  
 25 before the “high” group. If all processes provided the same high argument then the order  
 26 of the union is arbitrary. This call is blocking and collective within the union of the two  
 27 groups.

28 The error handler on the new intercommunicator in each process is inherited from  
 29 the communicator that contributes the local group. Note that this can result in different  
 30 processes in the same communicator having different error handlers.  
 31

32 *Advice to implementors.* The implementation of MPI\_INTERCOMM\_MERGE,  
 33 MPI\_COMM\_FREE and MPI\_COMM\_DUP are similar to the implementation of  
 34 MPI\_INTERCOMM\_CREATE, except that contexts private to the input inter-com-  
 35 municator are used for communication between group leaders rather than contexts  
 36 inside a bridge communicator. (*End of advice to implementors.*)  
 37

### 38 6.6.3 Inter-Communication Examples

#### 39 Example 1: Three-Group “Pipeline”

40  
 41 Groups 0 and 1 communicate. Groups 1 and 2 communicate. Therefore, group 0 requires  
 42 one inter-communicator, group 1 requires two inter-communicators, and group 2 requires 1  
 43 inter-communicator.  
 44

```
45 int main(int argc, char **argv)
46 {
47     MPI_Comm myComm; /* intra-communicator of local sub-group */
48     MPI_Comm myFirstComm; /* inter-communicator */
```




Figure 6.3: Three-group pipeline[ticket0.][.]

```

1
2
3
4
5
6
7
8
9
10 MPI_Comm  mySecondComm; /* second inter-communicator (group 1 only) */
11 int  membershipKey;
12 int  rank;
13
14 MPI_Init(&argc, &argv);
15 MPI_Comm_rank(MPI_COMM_WORLD, &rank);
16
17 /* User code must generate membershipKey in the range [0, 1, 2] */
18 membershipKey = rank % 3;
19
20 /* Build intra-communicator for local sub-group */
21 MPI_Comm_split(MPI_COMM_WORLD, membershipKey, rank, &myComm);
22
23 /* Build inter-communicators.  Tags are hard-coded. */
24 if (membershipKey == 0)
25 {
26     /* Group 0 communicates with group 1. */
27     MPI_Intercomm_create( myComm, 0, MPI_COMM_WORLD, 1,
28                           1, &myFirstComm);
29 }
30 else if (membershipKey == 1)
31 {
32     /* Group 1 communicates with groups 0 and 2. */
33     MPI_Intercomm_create( myComm, 0, MPI_COMM_WORLD, 0,
34                           1, &myFirstComm);
35     MPI_Intercomm_create( myComm, 0, MPI_COMM_WORLD, 2,
36                           12, &mySecondComm);
37 }
38 else if (membershipKey == 2)
39 {
40     /* Group 2 communicates with group 1. */
41     MPI_Intercomm_create( myComm, 0, MPI_COMM_WORLD, 1,
42                           12, &myFirstComm);
43 }
44
45 /* Do work ... */
46
47 switch(membershipKey) /* free communicators appropriately */
48 {
49     case 1:
50         MPI_Comm_free(&mySecondComm);
51     case 0:

```

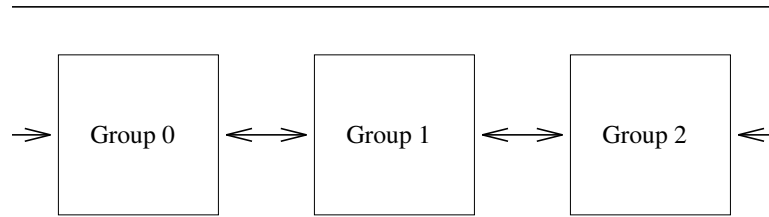


Figure 6.4: Three-group ring[ticket0].[.]

```

10     case 2:
11         MPI_Comm_free(&myFirstComm);
12         break;
13     }
14
15     MPI_Finalize();
16 }

```

### Example 2: Three-Group “Ring”

Groups 0 and 1 communicate. Groups 1 and 2 communicate. Groups 0 and 2 communicate. Therefore, each requires two inter-communicators.

```

23 int main(int argc, char **argv)
24 {
25     MPI_Comm  myComm;      /* intra-communicator of local sub-group */
26     MPI_Comm  myFirstComm; /* inter-communicators */
27     MPI_Comm  mySecondComm;
28     MPI_Status status;
29     int membershipKey;
30     int rank;
31
32     MPI_Init(&argc, &argv);
33     MPI_Comm_rank(MPI_COMM_WORLD, &rank);
34     ...
35
36     /* User code must generate membershipKey in the range [0, 1, 2] */
37     membershipKey = rank % 3;
38
39     /* Build intra-communicator for local sub-group */
40     MPI_Comm_split(MPI_COMM_WORLD, membershipKey, rank, &myComm);
41
42     /* Build inter-communicators. Tags are hard-coded. */
43     if (membershipKey == 0)
44     {
45         /* Group 0 communicates with groups 1 and 2. */
46         MPI_Intercomm_create( myComm, 0, MPI_COMM_WORLD, 1,
47                               1, &myFirstComm);
48         MPI_Intercomm_create( myComm, 0, MPI_COMM_WORLD, 2,
49                               2, &mySecondComm);

```

```

}
else if (membershipKey == 1)
{
    /* Group 1 communicates with groups 0 and 2. */
    MPI_Intercomm_create( myComm, 0, MPI_COMM_WORLD, 0,
                          1, &myFirstComm);
    MPI_Intercomm_create( myComm, 0, MPI_COMM_WORLD, 2,
                          12, &mySecondComm);
}
else if (membershipKey == 2)
{
    /* Group 2 communicates with groups 0 and 1. */
    MPI_Intercomm_create( myComm, 0, MPI_COMM_WORLD, 0,
                          2, &myFirstComm);
    MPI_Intercomm_create( myComm, 0, MPI_COMM_WORLD, 1,
                          12, &mySecondComm);
}

/* Do some work ... */

/* Then free communicators before terminating... */
MPI_Comm_free(&myFirstComm);
MPI_Comm_free(&mySecondComm);
MPI_Comm_free(&myComm);
MPI_Finalize();
}

```

## 6.7 Caching

MPI provides a “caching” facility that allows an application to attach arbitrary pieces of information, called **attributes**, to three kinds of MPI objects, communicators, windows and datatypes. More precisely, the caching facility allows a portable library to do the following:

- pass information between calls by associating it with an MPI intra- or inter-communicator, window or datatype,
- quickly retrieve that information, and
- be guaranteed that out-of-date information is never retrieved, even if the object is freed and its handle subsequently reused by MPI.

The caching capabilities, in some form, are required by built-in MPI routines such as collective communication and application topology. Defining an interface to these capabilities as part of the MPI standard is valuable because it permits routines like collective communication and application topologies to be implemented as portable code, and also because it makes MPI more extensible by allowing user-written routines to use standard MPI calling sequences.

*Advice to users.* The communicator `MPI_COMM_SELF` is a suitable choice for posting process-local attributes, via this attributing-caching mechanism. (*End of advice to users.*)

*Rationale.* In one extreme one can allow caching on all opaque handles. The other extreme is to only allow it on communicators. Caching has a cost associated with it and should only be allowed when it is clearly needed and the increased cost is modest. This is the reason that windows and datatypes were added but not other handles. (*End of rationale.*)

One difficulty is the potential for size differences between Fortran integers and C pointers. To overcome this problem with attribute caching on communicators, functions are also given for this case. The functions to cache on datatypes and windows also address this issue. For a general discussion of the address size problem, see Section 16.3.6.

*Advice to implementors.* High-quality implementations should raise an error when a keyval that was created by a call to `MPI_XXX_CREATE_KEYVAL` is used with an object of the wrong type with a call to `MPI_YYY_GET_ATTR`, `MPI_YYY_SET_ATTR`, `MPI_YYY_DELETE_ATTR`, or `MPI_YYY_FREE_KEYVAL`. To do so, it is necessary to maintain, with each keyval, information on the type of the associated user function. (*End of advice to implementors.*)

### 6.7.1 Functionality

Attributes can be attached to communicators, windows, and datatypes. Attributes are local to the process and specific to the communicator to which they are attached. Attributes are not propagated by MPI from one communicator to another except when the communicator is duplicated using `MPI_COMM_DUP` (and even then the application must give specific permission through callback functions for the attribute to be copied).

*Advice to users.* Attributes in C are of type `void *`. Typically, such an attribute will be a pointer to a structure that contains further information, or a handle to an MPI object. In Fortran, attributes are of type `INTEGER`. Such attribute can be a handle to an MPI object, or just an integer-valued attribute. (*End of advice to users.*)

*Advice to implementors.* Attributes are scalar values, equal in size to, or larger than a C-language pointer. Attributes can always hold an MPI handle. (*End of advice to implementors.*)

The caching interface defined here requires that attributes be stored by MPI opaquely within a communicator, window, and datatype. Accessor functions include the following:

- obtain a key value (used to identify an attribute); the user specifies “callback” functions by which MPI informs the application when the communicator is destroyed or copied.
- store and retrieve the value of an attribute;

*Advice to implementors.* Caching and callback functions are only called synchronously, in response to explicit application requests. This avoid problems that result from repeated crossings between user and system space. (This synchronous calling rule is a general property of MPI.)

The choice of key values is under control of MPI. This allows MPI to optimize its implementation of attribute sets. It also avoids conflict between independent modules caching information on the same communicators.

A much smaller interface, consisting of just a callback facility, would allow the entire caching facility to be implemented by portable code. However, with the minimal callback interface, some form of table searching is implied by the need to handle arbitrary communicators. In contrast, the more complete interface defined here permits rapid access to attributes through the use of pointers in communicators (to find the attribute table) and cleverly chosen key values (to retrieve individual attributes). In light of the efficiency “hit” inherent in the minimal interface, the more complete interface defined here is seen to be superior. (*End of advice to implementors.*)

MPI provides the following services related to caching. They are all process local.

### 6.7.2 Communicators

Functions for caching on communicators are:

```
MPI_COMM_CREATE_KEYVAL(comm_copy_attr_fn, comm_delete_attr_fn, comm_keyval,
                        extra_state)
```

IN	comm_copy_attr_fn	copy callback function for comm_keyval (function)
IN	comm_delete_attr_fn	delete callback function for comm_keyval (function)
OUT	comm_keyval	key value for future access (integer)
IN	extra_state	extra state for callback functions

```
int MPI_Comm_create_keyval(MPI_Comm_copy_attr_function *comm_copy_attr_fn,
                          MPI_Comm_delete_attr_function *comm_delete_attr_fn,
                          int *comm_keyval, void *extra_state)
```

```
MPI_COMM_CREATE_KEYVAL(COMM_COPY_ATTR_FN, COMM_DELETE_ATTR_FN, COMM_KEYVAL,
                      EXTRA_STATE, IERROR)
EXTERNAL COMM_COPY_ATTR_FN, COMM_DELETE_ATTR_FN
INTEGER COMM_KEYVAL, IERROR
INTEGER(KIND=MPI_ADDRESS_KIND) EXTRA_STATE
```

```
{static int MPI::Comm::Create_keyval(MPI::Comm::Copy_attr_function*
                                     comm_copy_attr_fn,
                                     MPI::Comm::Delete_attr_function* comm_delete_attr_fn,
                                     void* extra_state) (binding deprecated, see Section 15.2) }
```

Generates a new attribute key. Keys are locally unique in a process, and opaque to user, though they are explicitly stored in integers. Once allocated, the key value can be used to associate attributes and access them on any locally defined communicator.

This function replaces MPI\_KEYVAL\_CREATE, whose use is deprecated. The C binding is identical. The Fortran binding differs in that extra\_state is an address-sized integer. Also, the copy and delete callback functions have Fortran bindings that are consistent with address-sized attributes.

The C callback functions are:

```
typedef int MPI_Comm_copy_attr_function(MPI_Comm oldcomm, int comm_keyval,
                                       void *extra_state, void *attribute_val_in,
                                       void *attribute_val_out, int *flag);
```

```

1     and
2     typedef int MPI_Comm_delete_attr_function(MPI_Comm comm, int comm_keyval,
3         void *attribute_val, void *extra_state);

```

which are the same as the MPI-1.1 calls but with a new name. The old names are deprecated.

The Fortran callback functions are:

```

6     SUBROUTINE COMM_COPY_ATTR_FN(OLDCOMM, COMM_KEYVAL, EXTRA_STATE,
7         ATTRIBUTE_VAL_IN, ATTRIBUTE_VAL_OUT, FLAG, IERROR)
8         INTEGER OLDCOMM, COMM_KEYVAL, IERROR
9         INTEGER(KIND=MPI_ADDRESS_KIND) EXTRA_STATE, ATTRIBUTE_VAL_IN,
10            ATTRIBUTE_VAL_OUT
11        LOGICAL FLAG

```

and

```

14    SUBROUTINE COMM_DELETE_ATTR_FN(COMM, COMM_KEYVAL, ATTRIBUTE_VAL,
15        EXTRA_STATE, IERROR)
16        INTEGER COMM, COMM_KEYVAL, IERROR
17        INTEGER(KIND=MPI_ADDRESS_KIND) ATTRIBUTE_VAL, EXTRA_STATE

```

The C++ callbacks are:

```

19    {typedef int MPI::Comm::Copy_attr_function(const MPI::Comm& oldcomm,
20        int comm_keyval, void* extra_state, void* attribute_val_in,
21        void* attribute_val_out, bool& flag); (binding deprecated, see
22        Section 15.2)}

```

and

```

24    {typedef int MPI::Comm::Delete_attr_function(MPI::Comm& comm,
25        int comm_keyval, void* attribute_val, void* extra_state);
26        (binding deprecated, see Section 15.2)}

```

The `comm_copy_attr_fn` function is invoked when a communicator is duplicated by `MPI_COMM_DUP`. `comm_copy_attr_fn` should be of type `MPI_Comm_copy_attr_function`. The copy callback function is invoked for each key value in `oldcomm` in arbitrary order. Each call to the copy callback is made with a key value and its corresponding attribute. If it returns `flag = 0`, then the attribute is deleted in the duplicated communicator. Otherwise (`flag = 1`), the new attribute value is set to the value returned in `attribute_val_out`. The function returns `MPI_SUCCESS` on success and an error code on failure (in which case `MPI_COMM_DUP` will fail).

The argument `comm_copy_attr_fn` may be specified as `MPI_COMM_NULL_COPY_FN` or `MPI_COMM_DUP_FN` from either C, C++, or Fortran. `MPI_COMM_NULL_COPY_FN` is a function that does nothing other than returning `flag = 0` and `MPI_SUCCESS`.

`MPI_COMM_DUP_FN` is a simple-minded copy function that sets `flag = 1`, returns the value of `attribute_val_in` in `attribute_val_out`, and returns `MPI_SUCCESS`. These replace the MPI-1 predefined callbacks `MPI_NULL_COPY_FN` and `MPI_DUP_FN`, whose use is deprecated.

*Advice to users.* Even though both formal arguments `attribute_val_in` and `attribute_val_out` are of type `void *`, their usage differs. The C copy function is passed by MPI in `attribute_val_in` the *value* of the attribute, and in `attribute_val_out` the *address* of the attribute, so as to allow the function to return the (new) attribute value. The use of type `void *` for both is to avoid messy type casts.



A valid copy function is one that completely duplicates the information by making a full duplicate copy of the data structures implied by an attribute; another might just make another reference to that data structure, while using a reference-count mechanism. Other types of attributes might not copy at all (they might be specific to oldcomm only). (*End of advice to users.*)

*Advice to implementors.* A C interface should be assumed for copy and delete functions associated with key values created in C; a Fortran calling interface should be assumed for key values created in Fortran. (*End of advice to implementors.*)

Analogous to `comm_copy_attr_fn` is a callback deletion function, defined as follows. The `comm_delete_attr_fn` function is invoked when a communicator is deleted by `MPI_COMM_FREE` or when a call is made explicitly to `MPI_COMM_DELETE_ATTR`. `comm_delete_attr_fn` should be of type `MPI_Comm_delete_attr_function`.

This function is called by `MPI_COMM_FREE`, `MPI_COMM_DELETE_ATTR`, and `MPI_COMM_SET_ATTR` to do whatever is needed to remove an attribute. The function returns `MPI_SUCCESS` on success and an error code on failure (in which case `MPI_COMM_FREE` will fail).

The argument `comm_delete_attr_fn` may be specified as `MPI_COMM_NULL_DELETE_FN` from either C, C++, or Fortran. `MPI_COMM_NULL_DELETE_FN` is a function that does nothing, other than returning `MPI_SUCCESS`. `MPI_COMM_NULL_DELETE_FN` replaces `MPI_NULL_DELETE_FN`, whose use is deprecated.

If an attribute copy function or attribute delete function returns other than `MPI_SUCCESS`, then the call that caused it to be invoked (for example, `MPI_COMM_FREE`), is erroneous.

The special key value `MPI_KEYVAL_INVALID` is never returned by `MPI_KEYVAL_CREATE`. Therefore, it can be used for static initialization of key values.

*Advice to implementors.* To be able to use the predefined C functions `MPI_COMM_NULL_COPY_FN` or `MPI_COMM_DUP_FN` as `comm_copy_attr_fn` argument and/or `MPI_COMM_NULL_DELETE_FN` as the `comm_delete_attr_fn` argument in a call to the C++ routine `MPI::Comm::Create_keyval`, this routine may be overloaded with 3 additional routines that accept the C functions as the first, the second, or both input arguments (instead of an argument that matches the C++ prototype). (*End of advice to implementors.*)

*Advice to users.* If a user wants to write a “wrapper” routine that internally calls `MPI::Comm::Create_keyval` and `comm_copy_attr_fn` and/or `comm_delete_attr_fn` are arguments of this wrapper routine, and if this wrapper routine should be callable with both user-defined C++ copy and delete functions and with the predefined C functions, then the same overloading as described above in the advice to implementors may be necessary. (*End of advice to users.*)

```
MPI_COMM_FREE_KEYVAL(comm_keyval)
```

```
    INOUT    comm_keyval                key value (integer)
```

```
int MPI_Comm_free_keyval(int *comm_keyval)
```

```
1 MPI_COMM_FREE_KEYVAL(COMM_KEYVAL, IERROR)
```

```
2     INTEGER COMM_KEYVAL, IERROR
```

```
3
4 {static void MPI::Comm::Free_keyval(int& comm_keyval) (binding deprecated, see
5     Section 15.2) }
```

6 Frees an extant attribute key. This function sets the value of `keyval` to  
7 `MPI_KEYVAL_INVALID`. Note that it is not erroneous to free an attribute key that is in use,  
8 because the actual free does not transpire until after all references (in other communicators  
9 on the process) to the key have been freed. These references need to be explicitly freed by the  
10 program, either via calls to `MPI_COMM_DELETE_ATTR` that free one attribute instance,  
11 or by calls to `MPI_COMM_FREE` that free all attribute instances associated with the freed  
12 communicator.

13 This call is identical to the MPI-1 call `MPI_KEYVAL_FREE` but is needed to match the  
14 new communicator-specific creation function. The use of `MPI_KEYVAL_FREE` is deprecated.

```
17 MPI_COMM_SET_ATTR(comm, comm_keyval, attribute_val)
```

```
18     INOUT    comm                communicator from which attribute will be attached
19                                (handle)
```

```
20     IN      comm_keyval         key value (integer)
```

```
21     IN      attribute_val       attribute value
```

```
24 int MPI_Comm_set_attr(MPI_Comm comm, int comm_keyval, void *attribute_val)
```

```
25 MPI_COMM_SET_ATTR(COMM, COMM_KEYVAL, ATTRIBUTE_VAL, IERROR)
```

```
26     INTEGER COMM, COMM_KEYVAL, IERROR
```

```
27     INTEGER(KIND=MPI_ADDRESS_KIND) ATTRIBUTE_VAL
```

```
29 {void MPI::Comm::Set_attr(int comm_keyval, const void* attribute_val)
30     const (binding deprecated, see Section 15.2) }
```

31  
32 This function stores the stipulated attribute value `attribute_val` for subsequent retrieval  
33 by `MPI_COMM_GET_ATTR`. If the value is already present, then the outcome is as if  
34 `MPI_COMM_DELETE_ATTR` was first called to delete the previous value (and the callback  
35 function `comm_delete_attr_fn` was executed), and a new value was next stored. The call  
36 is erroneous if there is no key with value `keyval`; in particular `MPI_KEYVAL_INVALID` is an  
37 erroneous key value. The call will fail if the `comm_delete_attr_fn` function returned an error  
38 code other than `MPI_SUCCESS`.

39 This function replaces `MPI_ATTR_PUT`, whose use is deprecated. The C binding is  
40 identical. The Fortran binding differs in that `attribute_val` is an address-sized integer.

```

MPI_COMM_GET_ATTR(comm, comm_keyval, attribute_val, flag)
  IN      comm      communicator to which the attribute is attached (handle)
  IN      comm_keyval  key value (integer)
  OUT     attribute_val  attribute value, unless flag = false
  OUT     flag         false if no attribute is associated with the key (logical)

```

```

int MPI_Comm_get_attr(MPI_Comm comm, int comm_keyval, void *attribute_val,
                     int *flag)

```

```

MPI_COMM_GET_ATTR(COMM, COMM_KEYVAL, ATTRIBUTE_VAL, FLAG, IERROR)
  INTEGER COMM, COMM_KEYVAL, IERROR
  INTEGER(KIND=MPI_ADDRESS_KIND) ATTRIBUTE_VAL
  LOGICAL FLAG

```

```

{bool MPI::Comm::Get_attr(int comm_keyval, void* attribute_val)
  const(binding deprecated, see Section 15.2) }

```

Retrieves attribute value by key. The call is erroneous if there is no key with value `keyval`. On the other hand, the call is correct if the key value exists, but no attribute is attached on `comm` for that key; in such case, the call returns `flag = false`. In particular `MPI_KEYVAL_INVALID` is an erroneous key value.

*Advice to users.* The call to `MPI_Comm_set_attr` passes in `attribute_val` the *value* of the attribute; the call to `MPI_Comm_get_attr` passes in `attribute_val` the *address* of the location where the attribute value is to be returned. Thus, if the attribute value itself is a pointer of type `void*`, then the actual `attribute_val` parameter to `MPI_Comm_set_attr` will be of type `void*` and the actual `attribute_val` parameter to `MPI_Comm_get_attr` will be of type `void**`. (*End of advice to users.*)

*Rationale.* The use of a formal parameter `attribute_val` or type `void*` (rather than `void**`) avoids the messy type casting that would be needed if the attribute value is declared with a type other than `void*`. (*End of rationale.*)

This function replaces `MPI_ATTR_GET`, whose use is deprecated. The C binding is identical. The Fortran binding differs in that `attribute_val` is an address-sized integer.

```

MPI_COMM_DELETE_ATTR(comm, comm_keyval)
  INOUT   comm      communicator from which the attribute is deleted (handle)
  IN      comm_keyval  key value (integer)

```

```

int MPI_Comm_delete_attr(MPI_Comm comm, int comm_keyval)

```

```

MPI_COMM_DELETE_ATTR(COMM, COMM_KEYVAL, IERROR)
  INTEGER COMM, COMM_KEYVAL, IERROR

```

```

1 {void MPI::Comm::Delete_attr(int comm_keyval) (binding deprecated, see
2     Section 15.2) }
```

3  
4 Delete attribute from cache by key. This function invokes the attribute delete function  
5 `comm_delete_attr_fn` specified when the `keyval` was created. The call will fail if the  
6 `comm_delete_attr_fn` function returns an error code other than `MPI_SUCCESS`.

7 Whenever a communicator is replicated using the function `MPI_COMM_DUP`, all call-  
8 back copy functions for attributes that are currently set are invoked (in arbitrary order).  
9 Whenever a communicator is deleted using the function `MPI_COMM_FREE` all callback  
10 delete functions for attributes that are currently set are invoked.

11 This function is the same as `MPI_ATTR_DELETE` but is needed to match the new  
12 communicator specific functions. The use of `MPI_ATTR_DELETE` is deprecated.

### 13 6.7.3 Windows

14 The new functions for caching on windows are:

```
15 MPI_WIN_CREATE_KEYVAL(win_copy_attr_fn, win_delete_attr_fn, win_keyval, extra_state)
```

16	IN	<code>win_copy_attr_fn</code>	copy callback function for <code>win_keyval</code> (function)
17	IN	<code>win_delete_attr_fn</code>	delete callback function for <code>win_keyval</code> (function)
18	OUT	<code>win_keyval</code>	key value for future access (integer)
19	IN	<code>extra_state</code>	extra state for callback functions

```
20
21
22
23
24
25
26 int MPI_Win_create_keyval(MPI_Win_copy_attr_function *win_copy_attr_fn,
27     MPI_Win_delete_attr_function *win_delete_attr_fn,
28     int *win_keyval, void *extra_state)
```

```
29
30 MPI_WIN_CREATE_KEYVAL(WIN_COPY_ATTR_FN, WIN_DELETE_ATTR_FN, WIN_KEYVAL,
31     EXTRA_STATE, IERROR)
32     EXTERNAL WIN_COPY_ATTR_FN, WIN_DELETE_ATTR_FN
33     INTEGER WIN_KEYVAL, IERROR
34     INTEGER(KIND=MPI_ADDRESS_KIND) EXTRA_STATE
```

```
35
36 {static int MPI::Win::Create_keyval(MPI::Win::Copy_attr_function*
37     win_copy_attr_fn,
38     MPI::Win::Delete_attr_function* win_delete_attr_fn,
39     void* extra_state) (binding deprecated, see Section 15.2) }
```

40 The argument `win_copy_attr_fn` may be specified as `MPI_WIN_NULL_COPY_FN` or  
41 `MPI_WIN_DUP_FN` from either C, C++, or Fortran. `MPI_WIN_NULL_COPY_FN` is a  
42 function that does nothing other than returning `flag = 0` and `MPI_SUCCESS`.

43 `MPI_WIN_DUP_FN` is a simple-minded copy function that sets `flag = 1`, returns the value  
44 of `attribute_val_in` in `attribute_val_out`, and returns `MPI_SUCCESS`.

45 The argument `win_delete_attr_fn` may be specified as `MPI_WIN_NULL_DELETE_FN`  
46 from either C, C++, or Fortran. `MPI_WIN_NULL_DELETE_FN` is a function that does  
47 nothing, other than returning `MPI_SUCCESS`.

48 The C callback functions are:

```

typedef int MPI_Win_copy_attr_function(MPI_Win oldwin, int win_keyval,
    void *extra_state, void *attribute_val_in,
    void *attribute_val_out, int *flag);

```

and

```

typedef int MPI_Win_delete_attr_function(MPI_Win win, int win_keyval,
    void *attribute_val, void *extra_state);

```

The Fortran callback functions are:

```

SUBROUTINE WIN_COPY_ATTR_FN(OLDWIN, WIN_KEYVAL, EXTRA_STATE,
    ATTRIBUTE_VAL_IN, ATTRIBUTE_VAL_OUT, FLAG, IERROR)
    INTEGER OLDWIN, WIN_KEYVAL, IERROR
    INTEGER(KIND=MPI_ADDRESS_KIND) EXTRA_STATE, ATTRIBUTE_VAL_IN,
    ATTRIBUTE_VAL_OUT
    LOGICAL FLAG

```

and

```

SUBROUTINE WIN_DELETE_ATTR_FN(WIN, WIN_KEYVAL, ATTRIBUTE_VAL, EXTRA_STATE,
    IERROR)
    INTEGER WIN, WIN_KEYVAL, IERROR
    INTEGER(KIND=MPI_ADDRESS_KIND) ATTRIBUTE_VAL, EXTRA_STATE

```

The C++ callbacks are:

```

{typedef int MPI::Win::Copy_attr_function(const MPI::Win& oldwin,
    int win_keyval, void* extra_state, void* attribute_val_in,
    void* attribute_val_out, bool& flag); (binding deprecated, see
    Section 15.2)}

```

and

```

{typedef int MPI::Win::Delete_attr_function(MPI::Win& win, int win_keyval,
    void* attribute_val, void* extra_state); (binding deprecated, see
    Section 15.2)}

```

If an attribute copy function or attribute delete function returns other than MPI\_SUCCESS, then the call that caused it to be invoked (for example, MPI\_WIN\_FREE), is erroneous.

MPI\_WIN\_FREE\_KEYVAL(win\_keyval)

INOUT win\_keyval key value (integer)

int MPI\_Win\_free\_keyval(int \*win\_keyval)

MPI\_WIN\_FREE\_KEYVAL(WIN\_KEYVAL, IERROR)

INTEGER WIN\_KEYVAL, IERROR

```

{static void MPI::Win::Free_keyval(int& win_keyval) (binding deprecated, see
    Section 15.2) }

```

```

1 MPI_WIN_SET_ATTR(win, win_keyval, attribute_val)
2     INOUT    win                window to which attribute will be attached (handle)
3
4     IN      win_keyval         key value (integer)
5
6     IN      attribute_val      attribute value
7
8 int MPI_Win_set_attr(MPI_Win win, int win_keyval, void *attribute_val)
9
10 MPI_WIN_SET_ATTR(WIN, WIN_KEYVAL, ATTRIBUTE_VAL, IERROR)
11     INTEGER WIN, WIN_KEYVAL, IERROR
12     INTEGER(KIND=MPI_ADDRESS_KIND) ATTRIBUTE_VAL
13
14 {void MPI::Win::Set_attr(int win_keyval, const void* attribute_val) (binding
15     deprecated, see Section 15.2) }
16
17 MPI_WIN_GET_ATTR(win, win_keyval, attribute_val, flag)
18     IN      win                window to which the attribute is attached (handle)
19
20     IN      win_keyval         key value (integer)
21
22     OUT    attribute_val      attribute value, unless flag = false
23
24     OUT    flag                false if no attribute is associated with the key (logical)
25
26 int MPI_Win_get_attr(MPI_Win win, int win_keyval, void *attribute_val,
27     int *flag)
28
29 MPI_WIN_GET_ATTR(WIN, WIN_KEYVAL, ATTRIBUTE_VAL, FLAG, IERROR)
30     INTEGER WIN, WIN_KEYVAL, IERROR
31     INTEGER(KIND=MPI_ADDRESS_KIND) ATTRIBUTE_VAL
32     LOGICAL FLAG
33
34 {bool MPI::Win::Get_attr(int win_keyval, void* attribute_val) const (binding
35     deprecated, see Section 15.2) }
36
37 MPI_WIN_DELETE_ATTR(win, win_keyval)
38     INOUT    win                window from which the attribute is deleted (handle)
39
40     IN      win_keyval         key value (integer)
41
42 int MPI_Win_delete_attr(MPI_Win win, int win_keyval)
43
44 MPI_WIN_DELETE_ATTR(WIN, WIN_KEYVAL, IERROR)
45     INTEGER WIN, WIN_KEYVAL, IERROR
46
47 {void MPI::Win::Delete_attr(int win_keyval) (binding deprecated, see Section 15.2)
48     }

```

## 6.7.4 Datatypes

The new functions for caching on datatypes are:

```
MPI_TYPE_CREATE_KEYVAL(type_copy_attr_fn, type_delete_attr_fn, type_keyval, extra_state)
```

IN	type_copy_attr_fn	copy callback function for type_keyval (function)
IN	type_delete_attr_fn	delete callback function for type_keyval (function)
OUT	type_keyval	key value for future access (integer)
IN	extra_state	extra state for callback functions

```
int MPI_Type_create_keyval(MPI_Type_copy_attr_function *type_copy_attr_fn,
    MPI_Type_delete_attr_function *type_delete_attr_fn,
    int *type_keyval, void *extra_state)
```

```
MPI_TYPE_CREATE_KEYVAL(TYPE_COPY_ATTR_FN, TYPE_DELETE_ATTR_FN, TYPE_KEYVAL,
    EXTRA_STATE, IERROR)
EXTERNAL TYPE_COPY_ATTR_FN, TYPE_DELETE_ATTR_FN
INTEGER TYPE_KEYVAL, IERROR
INTEGER(KIND=MPI_ADDRESS_KIND) EXTRA_STATE
```

```
{static int MPI::Datatype::Create_keyval(MPI::Datatype::Copy_attr_function*
    type_copy_attr_fn, MPI::Datatype::Delete_attr_function*
    type_delete_attr_fn, void* extra_state) (binding deprecated, see
    Section 15.2) }
```

The argument `type_copy_attr_fn` may be specified as `MPI_TYPE_NULL_COPY_FN` or `MPI_TYPE_DUP_FN` from either C, C++, or Fortran. `MPI_TYPE_NULL_COPY_FN` is a function that does nothing other than returning `flag = 0` and `MPI_SUCCESS`. `MPI_TYPE_DUP_FN` is a simple-minded copy function that sets `flag = 1`, returns the value of `attribute_val_in` in `attribute_val_out`, and returns `MPI_SUCCESS`.

The argument `type_delete_attr_fn` may be specified as `MPI_TYPE_NULL_DELETE_FN` from either C, C++, or Fortran. `MPI_TYPE_NULL_DELETE_FN` is a function that does nothing, other than returning `MPI_SUCCESS`.

The C callback functions are:

```
typedef int MPI_Type_copy_attr_function(MPI_Datatype oldtype,
    int type_keyval, void *extra_state, void *attribute_val_in,
    void *attribute_val_out, int *flag);
```

and

```
typedef int MPI_Type_delete_attr_function(MPI_Datatype type,
    int type_keyval, void *attribute_val, void *extra_state);
```

The Fortran callback functions are:

```
SUBROUTINE TYPE_COPY_ATTR_FN(OLDTYPE, TYPE_KEYVAL, EXTRA_STATE,
    ATTRIBUTE_VAL_IN, ATTRIBUTE_VAL_OUT, FLAG, IERROR)
INTEGER OLDTYPE, TYPE_KEYVAL, IERROR
INTEGER(KIND=MPI_ADDRESS_KIND) EXTRA_STATE,
```

```

1      ATTRIBUTE_VAL_IN, ATTRIBUTE_VAL_OUT
2      LOGICAL FLAG
3
4      and
5      SUBROUTINE TYPE_DELETE_ATTR_FN(TYPE, TYPE_KEYVAL, ATTRIBUTE_VAL,
6          EXTRA_STATE, IERROR)
7          INTEGER TYPE, TYPE_KEYVAL, IERROR
8          INTEGER(KIND=MPI_ADDRESS_KIND) ATTRIBUTE_VAL, EXTRA_STATE

```

The C++ callbacks are:

```

10     {typedef int
11         MPI::Datatype::Copy_attr_function(const MPI::Datatype& oldtype,
12             int type_keyval, void* extra_state,
13             const void* attribute_val_in, void* attribute_val_out,
14             bool& flag); (binding deprecated, see Section 15.2)}
15
16     and
17     {typedef int MPI::Datatype::Delete_attr_function(MPI::Datatype& type,
18             int type_keyval, void* attribute_val, void* extra_state);
19             (binding deprecated, see Section 15.2)}

```

If an attribute copy function or attribute delete function returns other than MPI\_SUCCESS, then the call that caused it to be invoked (for example, MPI\_TYPE\_FREE), is erroneous.

```

24
25     MPI_TYPE_FREE_KEYVAL(type_keyval)
26         INOUT    type_keyval                key value (integer)
27
28
29     int MPI_Type_free_keyval(int *type_keyval)
30
31     MPI_TYPE_FREE_KEYVAL(TYPE_KEYVAL, IERROR)
32         INTEGER TYPE_KEYVAL, IERROR
33
34     {static void MPI::Datatype::Free_keyval(int& type_keyval) (binding deprecated,
35         see Section 15.2) }
36
37
38     MPI_TYPE_SET_ATTR(type, type_keyval, attribute_val)
39         INOUT    type                        datatype to which attribute will be attached (handle)
40         IN       type_keyval                key value (integer)
41         IN       attribute_val              attribute value
42
43     int MPI_Type_set_attr(MPI_Datatype type, int type_keyval,
44         void *attribute_val)
45
46     MPI_TYPE_SET_ATTR(TYPE, TYPE_KEYVAL, ATTRIBUTE_VAL, IERROR)
47         INTEGER TYPE, TYPE_KEYVAL, IERROR
48         INTEGER(KIND=MPI_ADDRESS_KIND) ATTRIBUTE_VAL

```



```

{void MPI::Datatype::Set_attr(int type_keyval, const void*      1
                             attribute_val) (binding deprecated, see Section 15.2) } 2
                                                                 3
                                                                 4
MPI_TYPE_GET_ATTR(type, type_keyval, attribute_val, flag)      5
IN      type           datatype to which the attribute is attached (handle) 6
IN      type_keyval    key value (integer)                       7
OUT     attribute_val   attribute value, unless flag = false      8
OUT     flag           false if no attribute is associated with the key (logical) 9
                                                                 10
int MPI_Type_get_attr(MPI_Datatype type, int type_keyval, void 11
                      *attribute_val, int *flag)                12
                                                                 13
MPI_TYPE_GET_ATTR(TYPE, TYPE_KEYVAL, ATTRIBUTE_VAL, FLAG, IERROR) 14
INTEGRAL TYPE, TYPE_KEYVAL, IERROR                             15
INTEGRAL(KIND=MPI_ADDRESS_KIND) ATTRIBUTE_VAL                 16
LOGICAL FLAG                                                  17
                                                                 18
{bool MPI::Datatype::Get_attr(int type_keyval, void* attribute_val) 19
                             const(binding deprecated, see Section 15.2) } 20
                                                                 21
                                                                 22
MPI_TYPE_DELETE_ATTR(type, type_keyval)                        23
INOUT   type           datatype from which the attribute is deleted (handle) 24
IN      type_keyval    key value (integer)                       25
                                                                 26
int MPI_Type_delete_attr(MPI_Datatype type, int type_keyval)    27
                                                                 28
MPI_TYPE_DELETE_ATTR(TYPE, TYPE_KEYVAL, IERROR)                29
INTEGRAL TYPE, TYPE_KEYVAL, IERROR                             30
                                                                 31
{void MPI::Datatype::Delete_attr(int type_keyval) (binding deprecated, see 32
                                                    Section 15.2) } 33
                                                                 34
                                                                 35
                                                                 36

```

### 6.7.5 Error Class for Invalid Keyval

Key values for attributes are system-allocated, by MPI\_{TYPE,COMM,WIN}\_CREATE\_KEYVAL.<sup>38</sup>  
Only such values can be passed to the functions that use key values as input arguments.<sup>39</sup>  
In order to signal that an erroneous key value has been passed to one of these functions,<sup>40</sup>  
there is a new MPI error class: MPI\_ERR\_KEYVAL. It can be returned by  
MPI\_ATTR\_PUT, MPI\_ATTR\_GET, MPI\_ATTR\_DELETE, MPI\_KEYVAL\_FREE,<sup>41</sup>  
MPI\_{TYPE,COMM,WIN}\_DELETE\_ATTR, MPI\_{TYPE,COMM,WIN}\_SET\_ATTR,<sup>42</sup>  
MPI\_{TYPE,COMM,WIN}\_GET\_ATTR, MPI\_{TYPE,COMM,WIN}\_FREE\_KEYVAL,<sup>43</sup>  
MPI\_COMM\_DUP, MPI\_COMM\_DISCONNECT, and MPI\_COMM\_FREE. The last three are  
included because keyval is an argument to the copy and delete functions for attributes.<sup>44</sup>  
<sup>45</sup>  
<sup>46</sup>  
<sup>47</sup>  
<sup>48</sup>

## 6.7.6 Attributes Example

*Advice to users.* This example shows how to write a collective communication operation that uses caching to be more efficient after the first call. The coding style assumes that MPI function results return only error statuses. (*End of advice to users.*)

```

6  /* key for this module's stuff: */
7  static int gop_key = MPI_KEYVAL_INVALID;
8
9  typedef struct
10 {
11     int ref_count;          /* reference count */
12     /* other stuff, whatever else we want */
13 } gop_stuff_type;
14
15 Efficient_Collective_Op (comm, ...)
16 MPI_Comm comm;
17 {
18     gop_stuff_type *gop_stuff;
19     MPI_Group      group;
20     int            foundflag;
21
22     MPI_Comm_group(comm, &group);
23
24     if (gop_key == MPI_KEYVAL_INVALID) /* get a key on first call ever */
25     {
26         if ( ! MPI_Comm_create_keyval( gop_stuff_copier,
27                                       gop_stuff_destructor,
28                                       &gop_key, (void *)0));
29         /* get the key while assigning its copy and delete callback
30          behavior. */
31
32         MPI_Abort (comm, 99);
33     }
34
35     MPI_Comm_get_attr (comm, gop_key, &gop_stuff, &foundflag);
36     if (foundflag)
37     { /* This module has executed in this group before.
38        We will use the cached information */
39     }
40     else
41     { /* This is a group that we have not yet cached anything in.
42        We will now do so.
43        */
44
45         /* First, allocate storage for the stuff we want,
46          and initialize the reference count */
47
48         gop_stuff = (gop_stuff_type *) malloc (sizeof(gop_stuff_type));

```

```

    if (gop_stuff == NULL) { /* abort on out-of-memory error */ }
    1
    gop_stuff -> ref_count = 1;
    2
    /* Second, fill in *gop_stuff with whatever we want.
    This part isn't shown here */
    3
    4
    /* Third, store gop_stuff as the attribute value */
    MPI_Comm_set_attr ( comm, gop_key, gop_stuff);
    5
    6
    }
    7
    /* Then, in any case, use contents of *gop_stuff
    to do the global op ... */
    8
    9
    }
    10
    11
    12
    13
    14
    /* The following routine is called by MPI when a group is freed */
    15
    gop_stuff_destructor (comm, keyval, gop_stuff, extra)
    16
    MPI_Comm comm;
    17
    int keyval;
    18
    gop_stuff_type *gop_stuff;
    19
    void *extra;
    20
    {
    21
    if (keyval != gop_key) { /* abort -- programming error */ }
    22
    23
    /* The group's being freed removes one reference to gop_stuff */
    gop_stuff -> ref_count -= 1;
    24
    25
    /* If no references remain, then free the storage */
    if (gop_stuff -> ref_count == 0) {
    26
    free((void *)gop_stuff);
    27
    }
    28
    }
    29
    30
    31
    32
    33
    /* The following routine is called by MPI when a group is copied */
    34
    gop_stuff_copier (comm, keyval, extra, gop_stuff_in, gop_stuff_out, flag)
    35
    MPI_Comm comm;
    36
    int keyval;
    37
    gop_stuff_type *gop_stuff_in, *gop_stuff_out;
    38
    void *extra;
    39
    {
    40
    if (keyval != gop_key) { /* abort -- programming error */ }
    41
    42
    /* The new group adds one reference to this gop_stuff */
    gop_stuff -> ref_count += 1;
    43
    44
    gop_stuff_out = gop_stuff_in;
    45
    }
    46
    47
    48

```

## 6.8 Naming Objects

There are many occasions on which it would be useful to allow a user to associate a printable identifier with an MPI communicator, window, or datatype, for instance error reporting, debugging, and profiling. The names attached to opaque objects do not propagate when the object is duplicated or copied by MPI routines. For communicators this can be achieved using the following two functions.

MPI\_COMM\_SET\_NAME (comm, comm\_name)

INOUT	comm	communicator whose identifier is to be set (handle)
IN	comm_name	the character string which is remembered as the name (string)

```
int MPI_Comm_set_name(MPI_Comm comm, const char *comm_name)
```

```
MPI_COMM_SET_NAME(COMM, COMM_NAME, IERROR)
```

```
INTEGER COMM, IERROR
CHARACTER*(*) COMM_NAME
```

```
{void MPI::Comm::Set_name(const char* comm_name) (binding deprecated, see
    Section 15.2) }
```

MPI\_COMM\_SET\_NAME allows a user to associate a name string with a communicator. The character string which is passed to MPI\_COMM\_SET\_NAME will be saved inside the MPI library (so it can be freed by the caller immediately after the call, or allocated on the stack). Leading spaces in name are significant but trailing ones are not.

MPI\_COMM\_SET\_NAME is a local (non-collective) operation, which only affects the name of the communicator as seen in the process which made the MPI\_COMM\_SET\_NAME call. There is no requirement that the same (or any) name be assigned to a communicator in every process where it exists.

*Advice to users.* Since MPI\_COMM\_SET\_NAME is provided to help debug code, it is sensible to give the same name to a communicator in all of the processes where it exists, to avoid confusion. (*End of advice to users.*)

The length of the name which can be stored is limited to the value of MPI\_MAX\_OBJECT\_NAME in Fortran and MPI\_MAX\_OBJECT\_NAME-1 in C and C++ to allow for the null terminator. Attempts to put names longer than this will result in truncation of the name. MPI\_MAX\_OBJECT\_NAME must have a value of at least 64.

*Advice to users.* Under circumstances of store exhaustion an attempt to put a name of any length could fail, therefore the value of MPI\_MAX\_OBJECT\_NAME should be viewed only as a strict upper bound on the name length, not a guarantee that setting names of less than this length will always succeed. (*End of advice to users.*)

*Advice to implementors.* Implementations which pre-allocate a fixed size space for a name should use the length of that allocation as the value of MPI\_MAX\_OBJECT\_NAME. Implementations which allocate space for the name from the heap should still define

MPI\_MAX\_OBJECT\_NAME to be a relatively small value, since the user has to allocate space for a string of up to this size when calling MPI\_COMM\_GET\_NAME. (*End of advice to implementors.*)

MPI\_COMM\_GET\_NAME (comm, comm\_name, resultlen)

IN	comm	communicator whose name is to be returned (handle)
OUT	comm_name	the name previously stored on the communicator, or an empty string if no such name exists (string)
OUT	resultlen	length of returned name (integer)

```
int MPI_Comm_get_name(MPI_Comm comm, char *comm_name, int *resultlen)
```

```
MPI_COMM_GET_NAME(COMM, COMM_NAME, RESULTLEN, IERROR)
```

```
INTEGER COMM, RESULTLEN, IERROR
```

```
CHARACTER*(*) COMM_NAME
```

```
{void MPI::Comm::Get_name(char* comm_name, int& resultlen) const(binding deprecated, see Section 15.2) }
```

MPI\_COMM\_GET\_NAME returns the last name which has previously been associated with the given communicator. The name may be set and got from any language. The same name will be returned independent of the language used. name should be allocated so that it can hold a resulting string of length MPI\_MAX\_OBJECT\_NAME characters.

MPI\_COMM\_GET\_NAME returns a copy of the set name in name.

In C, a null character is additionally stored at name[resultlen]. resultlen cannot be larger than MPI\_MAX\_OBJECT\_NAME-1. In Fortran, name is padded on the right with blank characters. resultlen cannot be larger than MPI\_MAX\_OBJECT\_NAME.

If the user has not associated a name with a communicator, or an error occurs, MPI\_COMM\_GET\_NAME will return an empty string (all spaces in Fortran, "" in C and C++). The three predefined communicators will have predefined names associated with them. Thus, the names of MPI\_COMM\_WORLD, MPI\_COMM\_SELF, and the communicator returned by MPI\_COMM\_GET\_PARENT (if not MPI\_COMM\_NULL) will have the default of MPI\_COMM\_WORLD, MPI\_COMM\_SELF, and MPI\_COMM\_PARENT. The fact that the system may have chosen to give a default name to a communicator does not prevent the user from setting a name on the same communicator; doing this removes the old name and assigns the new one.

*Rationale.* We provide separate functions for setting and getting the name of a communicator, rather than simply providing a predefined attribute key for the following reasons:

- It is not, in general, possible to store a string as an attribute from Fortran.
- It is not easy to set up the delete function for a string attribute unless it is known to have been allocated from the heap.
- To make the attribute key useful additional code to call `strdup` is necessary. If this is not standardized then users have to write it. This is extra unneeded work which we can easily eliminate.

- The Fortran binding is not trivial to write (it will depend on details of the Fortran compilation system), and will not be portable. Therefore it should be in the library rather than in user code.

(*End of rationale.*)

*Advice to users.* The above definition means that it is safe simply to print the string returned by `MPI_COMM_GET_NAME`, as it is always a valid string even if there was no name.

Note that associating a name with a communicator has no effect on the semantics of an MPI program, and will (necessarily) increase the store requirement of the program, since the names must be saved. Therefore there is no requirement that users use these functions to associate names with communicators. However debugging and profiling MPI applications may be made easier if names are associated with communicators, since the debugger or profiler should then be able to present information in a less cryptic manner. (*End of advice to users.*)

The following functions are used for setting and getting names of datatypes.

`MPI_TYPE_SET_NAME` (type, type\_name)

INOUT	type	datatype whose identifier is to be set (handle)
IN	type_name	the character string which is remembered as the name (string)

`int MPI_Type_set_name(MPI_Datatype type, const char *type_name)`

`MPI_TYPE_SET_NAME(TYPE, TYPE_NAME, IERROR)`

INTEGER TYPE, IERROR  
CHARACTER\*(\*) TYPE\_NAME

{void MPI::Datatype::Set\_name(const char\* type\_name) (*binding deprecated, see Section 15.2*) }

`MPI_TYPE_GET_NAME` (type, type\_name, resultlen)

IN	type	datatype whose name is to be returned (handle)
OUT	type_name	the name previously stored on the datatype, or a empty string if no such name exists (string)
OUT	resultlen	length of returned name (integer)

`int MPI_Type_get_name(MPI_Datatype type, char *type_name, int *resultlen)`

`MPI_TYPE_GET_NAME(TYPE, TYPE_NAME, RESULTLEN, IERROR)`

INTEGER TYPE, RESULTLEN, IERROR  
CHARACTER\*(\*) TYPE\_NAME

{void MPI::Datatype::Get\_name(char\* type\_name, int& resultlen) const (*binding deprecated, see Section 15.2*) }

Named predefined datatypes have the default names of the datatype name. For example, MPI\_WCHAR has the default name of MPI\_WCHAR.

The following functions are used for setting and getting names of windows.

MPI\_WIN\_SET\_NAME (win, win\_name)

INOUT	win	window whose identifier is to be set (handle)
IN	win_name	the character string which is remembered as the name (string)

```
int MPI_Win_set_name(MPI_Win win, const char *win_name)
```

```
MPI_WIN_SET_NAME(WIN, WIN_NAME, IERROR)
```

```
INTEGER WIN, IERROR
CHARACTER*(*) WIN_NAME
```

```
{void MPI::Win::Set_name(const char* win_name) (binding deprecated, see
    Section 15.2) }
```

MPI\_WIN\_GET\_NAME (win, win\_name, resultlen)

IN	win	window whose name is to be returned (handle)
OUT	win_name	the name previously stored on the window, or a empty string if no such name exists (string)
OUT	resultlen	length of returned name (integer)

```
int MPI_Win_get_name(MPI_Win win, char *win_name, int *resultlen)
```

```
MPI_WIN_GET_NAME(WIN, WIN_NAME, RESULTLEN, IERROR)
```

```
INTEGER WIN, RESULTLEN, IERROR
CHARACTER*(*) WIN_NAME
```

```
{void MPI::Win::Get_name(char* win_name, int& resultlen) const (binding
    deprecated, see Section 15.2) }
```

## 6.9 Formalizing the Loosely Synchronous Model

In this section, we make further statements about the loosely synchronous model, with particular attention to intra-communication.

### 6.9.1 Basic Statements

When a caller passes a communicator (that contains a context and group) to a callee, that communicator must be free of side effects throughout execution of the subprogram: there should be no active operations on that communicator that might involve the process. This provides one model in which libraries can be written, and work “safely.” For libraries so designated, the callee has permission to do whatever communication it likes with the

communicator, and under the above guarantee knows that no other communications will interfere. Since we permit good implementations to create new communicators without synchronization (such as by preallocated contexts on communicators), this does not impose a significant overhead.

This form of safety is analogous to other common computer-science usages, such as passing a descriptor of an array to a library routine. The library routine has every right to expect such a descriptor to be valid and modifiable.

## 6.9.2 Models of Execution

In the loosely synchronous model, transfer of control to a **parallel procedure** is effected by having each executing process invoke the procedure. The invocation is a collective operation: it is executed by all processes in the execution group, and invocations are similarly ordered at all processes. However, the invocation need not be synchronized.

We say that a parallel procedure is *active* in a process if the process belongs to a group that may collectively execute the procedure, and some member of that group is currently executing the procedure code. If a parallel procedure is active in a process, then this process may be receiving messages pertaining to this procedure, even if it does not currently execute the code of this procedure.

### Static communicator allocation

This covers the case where, at any point in time, at most one invocation of a parallel procedure can be active at any process, and the group of executing processes is fixed. For example, all invocations of parallel procedures involve all processes, processes are single-threaded, and there are no recursive invocations.

In such a case, a communicator can be statically allocated to each procedure. The static allocation can be done in a preamble, as part of initialization code. If the parallel procedures can be organized into libraries, so that only one procedure of each library can be concurrently active in each processor, then it is sufficient to allocate one communicator per library.

### Dynamic communicator allocation

Calls of parallel procedures are well-nested if a new parallel procedure is always invoked in a subset of a group executing the same parallel procedure. Thus, processes that execute the same parallel procedure have the same execution stack.

In such a case, a new communicator needs to be dynamically allocated for each new invocation of a parallel procedure. The allocation is done by the caller. A new communicator can be generated by a call to `MPI_COMM_DUP`, if the callee execution group is identical to the caller execution group, or by a call to `MPI_COMM_SPLIT` if the caller execution group is split into several subgroups executing distinct parallel routines. The new communicator is passed as an argument to the invoked routine.

The need for generating a new communicator at each invocation can be alleviated or avoided altogether in some cases: If the execution group is not split, then one can allocate a stack of communicators in a preamble, and next manage the stack in a way that mimics the stack of recursive calls.



One can also take advantage of the well-ordering property of communication to avoid confusing caller and callee communication, even if both use the same communicator. To do so, one needs to abide by the following two rules:

- messages sent before a procedure call (or before a return from the procedure) are also received before the matching call (or return) at the receiving end;
- messages are always selected by source (no use is made of `MPI_ANY_SOURCE`).

#### The General [c]Case

In the general case, there may be multiple concurrently active invocations of the same parallel procedure within the same group; invocations may not be well-nested. A new communicator needs to be created for each invocation. It is the user's responsibility to make sure that, should two distinct parallel procedures be invoked concurrently on overlapping sets of processes, then communicator creation be properly coordinated.

1  
2  
3  
4  
5  
6  
7  
8  
9  
10 ticket0.  
11  
12  
13  
14  
15  
16  
17  
18  
19  
20  
21  
22  
23  
24  
25  
26  
27  
28  
29  
30  
31  
32  
33  
34  
35  
36  
37  
38  
39  
40  
41  
42  
43  
44  
45  
46  
47  
48

1  
2  
3  
4  
5  
6  
7  
8  
9  
10  
11  
12  
13  
14  
15  
16  
17  
18  
19  
20  
21  
22  
23  
24  
25  
26  
27  
28  
29  
30  
31  
32  
33  
34  
35  
36  
37  
38  
39  
40  
41  
42  
43  
44  
45  
46  
47  
48

1  
2  
3  
4  
5  
6  
7  
8  
9  
10  
11  
12  
13  
14  
15  
16  
17  
18  
19  
20  
21  
22  
23  
24  
25  
26  
27  
28  
29  
30  
31  
32  
33  
34  
35  
36  
37  
38  
39  
40  
41  
42  
43  
44  
45  
46  
47  
48

# Chapter 7

## Process Topologies

### 7.1 Introduction

This chapter discusses the MPI topology mechanism. A topology is an extra, optional attribute that one can give to an intra-communicator; topologies cannot be added to inter-communicators. A topology can provide a convenient naming mechanism for the processes of a group (within a communicator), and additionally, may assist the runtime system in mapping the processes onto hardware.

As stated in Chapter 6, a process group in MPI is a collection of  $n$  processes. Each process in the group is assigned a rank between 0 and  $n-1$ . In many parallel applications a linear ranking of processes does not adequately reflect the logical communication pattern of the processes (which is usually determined by the underlying problem geometry and the numerical algorithm used). Often the processes are arranged in topological patterns such as two- or three-dimensional grids. More generally, the logical process arrangement is described by a graph. In this chapter we will refer to this logical process arrangement as the “virtual topology.”

A clear distinction must be made between the virtual process topology and the topology of the underlying, physical hardware. The virtual topology can be exploited by the system in the assignment of processes to physical processors, if this helps to improve the communication performance on a given machine. How this mapping is done, however, is outside the scope of MPI. The description of the virtual topology, on the other hand, depends only on the application, and is machine-independent. The functions that are described in this chapter deal only with machine-independent mapping.

*Rationale.* Though physical mapping is not discussed, the existence of the virtual topology information may be used as advice by the runtime system. There are well-known techniques for mapping grid/torus structures to hardware topologies such as hypercubes or grids. For more complicated graph structures good heuristics often yield nearly optimal results [36]. On the other hand, if there is no way for the user to specify the logical process arrangement as a “virtual topology,” a random mapping is most likely to result. On some machines, this will lead to unnecessary contention in the interconnection network. Some details about predicted and measured performance improvements that result from good process-to-processor mapping on modern wormhole-routing architectures can be found in [10, 11].

Besides possible performance benefits, the virtual topology can function as a convenient, process-naming structure, with significant benefits for program readability and

1 notational power in message-passing programming. (*End of rationale.*)

## 2 3 7.2 Virtual Topologies 4

5 The communication pattern of a set of processes can be represented by a graph. The  
6 nodes represent processes, and the edges connect processes that communicate with each  
7 other. MPI provides message-passing between any pair of processes in a group. There  
8 is no requirement for opening a channel explicitly. Therefore, a “missing link” in the  
9 user-defined process graph does not prevent the corresponding processes from exchanging  
10 messages. It means rather that this connection is neglected in the virtual topology. This  
11 strategy implies that the topology gives no convenient way of naming this pathway of  
12 communication. Another possible consequence is that an automatic mapping tool (if one  
13 exists for the runtime environment) will not take account of this edge when mapping.

14 Specifying the virtual topology in terms of a graph is sufficient for all applications.  
15 However, in many applications the graph structure is regular, and the detailed set-up of the  
16 graph would be inconvenient for the user and might be less efficient at run time. A large frac-  
17 tion of all parallel applications use process topologies like rings, two- or higher-dimensional  
18 grids, or tori. These structures are completely defined by the number of dimensions and  
19 the numbers of processes in each coordinate direction. Also, the mapping of grids and tori  
20 is generally an easier problem than that of general graphs. Thus, it is desirable to address  
21 these cases explicitly.

22 Process coordinates in a Cartesian structure begin their numbering at 0. Row-major  
23 numbering is always used for the processes in a Cartesian structure. This means that, for  
24 example, the relation between group rank and coordinates for four processes in a  $(2 \times 2)$   
25 grid is as follows.

26  
27 coord (0,0): rank 0  
28 coord (0,1): rank 1  
29 coord (1,0): rank 2  
30 coord (1,1): rank 3  
31

## 32 7.3 Embedding in MPI 33

34 The support for virtual topologies as defined in this chapter is consistent with other parts of  
35 MPI, and, whenever possible, makes use of functions that are defined elsewhere. Topology  
36 information is associated with communicators. It is added to communicators using the  
37 caching mechanism described in Chapter 6.

## 38 39 7.4 Overview of the Functions 40

41 The functions `MPI_GRAPH_CREATE`, `MPI_DIST_GRAPH_CREATE_ADJACENT`,  
42 `MPI_DIST_GRAPH_CREATE` and `MPI_CART_CREATE` are used to create general (graph)  
43 virtual topologies and Cartesian topologies, respectively. These topology creation functions  
44 are collective. As with other collective calls, the program must be written to work correctly,  
45 whether the call synchronizes or not.

46 The topology creation functions take as input an existing communicator  
47 `comm_old`, which defines the set of processes on which the topology is to be mapped. For  
48

MPI\_GRAPH\_CREATE and MPI\_CART\_CREATE, all input arguments must have identical values on all processes of the group of `comm_old`. For MPI\_DIST\_GRAPH\_CREATE\_ADJACENT and MPI\_DIST\_GRAPH\_CREATE the input communication graph is distributed across the calling processes. Therefore the processes provide different values for the arguments specifying the graph. However, all processes must give the same value for `reorder` and the `info` argument. In all cases, a new communicator `comm_topol` is created that carries the topological structure as cached information (see Chapter 6). In analogy to function MPI\_COMM\_CREATE, no cached information propagates from `comm_old` to `comm_topol`.

MPI\_CART\_CREATE can be used to describe Cartesian structures of arbitrary dimension. For each coordinate direction one specifies whether the process structure is periodic or not. Note that an  $n$ -dimensional hypercube is an  $n$ -dimensional torus with 2 processes per coordinate direction. Thus, special support for hypercube structures is not necessary. The local auxiliary function MPI\_DIMS\_CREATE can be used to compute a balanced distribution of processes among a given number of dimensions.

*Rationale.* Similar functions are contained in EXPRESS [12] and PARMACS. (*End of rationale.*)

The function MPI\_TOPO\_TEST can be used to inquire about the topology associated with a communicator. The topological information can be extracted from the communicator using the functions MPI\_GRAPHDIMS\_GET and MPI\_GRAPH\_GET, for general graphs, and MPI\_CARTDIM\_GET and MPI\_CART\_GET, for Cartesian topologies. Several additional functions are provided to manipulate Cartesian topologies: the functions MPI\_CART\_RANK and MPI\_CART\_COORDS translate Cartesian coordinates into a group rank, and vice-versa; the function MPI\_CART\_SUB can be used to extract a Cartesian subspace (analogous to MPI\_COMM\_SPLIT). The function MPI\_CART\_SHIFT provides the information needed to communicate with neighbors in a Cartesian dimension. The two functions MPI\_GRAPH\_NEIGHBORS\_COUNT and MPI\_GRAPH\_NEIGHBORS can be used to extract the neighbors of a node in a graph. For distributed graphs, the functions MPI\_DIST\_NEIGHBORS\_COUNT and MPI\_DIST\_NEIGHBORS can be used to extract the neighbors of the calling node. The function MPI\_CART\_SUB is collective over the input communicator's group; all other functions are local.

Two additional functions, MPI\_GRAPH\_MAP and MPI\_CART\_MAP are presented in the last section. In general these functions are not called by the user directly. However, together with the communicator manipulation functions presented in Chapter 6, they are sufficient to implement all other topology functions. Section 7.5.8 outlines such an implementation.

## 7.5 Topology Constructors

### 7.5.1 Cartesian Constructor

```

6 MPI_CART_CREATE(comm_old, ndims, dims, periods, reorder, comm_cart)
7     IN      comm_old      input communicator (handle)
8     IN      ndims        number of dimensions of Cartesian grid (integer)
9     IN      dims         integer array of size ndims specifying the number of
10     IN      dims         processes in each dimension
11
12     IN      periods      logical array of size ndims specifying whether the grid
13     IN      periods      is periodic (true) or not (false) in each dimension
14
15     IN      reorder      ranking may be reordered (true) or not (false) (logical)
16     OUT     comm_cart    communicator with new Cartesian topology (handle)
17
18 int MPI_Cart_create(MPI_Comm comm_old, int ndims, int *dims, int *periods,
19                   int reorder, MPI_Comm *comm_cart)
20
21 MPI_CART_CREATE(COMM_OLD, NDIMS, DIMS, PERIODS, REORDER, COMM_CART, IERROR)
22     INTEGER COMM_OLD, NDIMS, DIMS(*), COMM_CART, IERROR
23     LOGICAL PERIODS(*), REORDER
24 {MPI::Cartcomm MPI::Intracomm::Create_cart(int ndims, const int dims[],
25     const bool periods[], bool reorder) const(binding deprecated, see
26     Section 15.2) }
27

```

MPI\_CART\_CREATE returns a handle to a new communicator to which the Cartesian topology information is attached. If `reorder = false` then the rank of each process in the new group is identical to its rank in the old group. Otherwise, the function may reorder the processes (possibly so as to choose a good embedding of the virtual topology onto the physical machine). If the total size of the Cartesian grid is smaller than the size of the group of `comm_old`, then some processes are returned `MPI_COMM_NULL`, in analogy to `MPI_COMM_SPLIT`. If `ndims` is zero then a zero-dimensional Cartesian topology is created. The call is erroneous if it specifies a grid that is larger than the group size or if `ndims` is negative.

### 7.5.2 Cartesian Convenience Function: MPI\_DIMS\_CREATE

For Cartesian topologies, the function `MPI_DIMS_CREATE` helps the user select a balanced distribution of processes per coordinate direction, depending on the number of processes in the group to be balanced and optional constraints that can be specified by the user. One use is to partition all the processes (the size of `MPI_COMM_WORLD`'s group) into an  $n$ -dimensional topology.

```

MPI_DIMS_CREATE(nnodes, ndims, dims)
    IN      nnodes      number of nodes in a grid (integer)
    IN      ndims      number of Cartesian dimensions (integer)
    INOUT   dims       integer array of size ndims specifying the number of
                        nodes in each dimension

int MPI_Dims_create(int nnodes, int ndims, int *dims)

MPI_DIMS_CREATE(NNODES, NDIMS, DIMS, IERROR)
    INTEGER NNODES, NDIMS, DIMS(*), IERROR

{void MPI::Compute_dims(int nnodes, int ndims, int dims[]) (binding deprecated,
    see Section 15.2) }

```

The entries in the array `dims` are set to describe a Cartesian grid with `ndims` dimensions and a total of `nnodes` nodes. The dimensions are set to be as close to each other as possible, using an appropriate divisibility algorithm. The caller may further constrain the operation of this routine by specifying elements of array `dims`. If `dims[i]` is set to a positive number, the routine will not modify the number of nodes in dimension `i`; only those entries where `dims[i] = 0` are modified by the call.

Negative input values of `dims[i]` are erroneous. An error will occur if `nnodes` is not a multiple of  $\prod_{i, \text{dims}[i] \neq 0} \text{dims}[i]$ .

For `dims[i]` set by the call, `dims[i]` will be ordered in non-increasing order. Array `dims` is suitable for use as input to routine `MPI_CART_CREATE`. `MPI_DIMS_CREATE` is local.

### Example 7.1

dims before call	function call	dims on return
(0,0)	MPI_DIMS_CREATE(6, 2, dims)	(3,2)
(0,0)	MPI_DIMS_CREATE(7, 2, dims)	(7,1)
(0,3,0)	MPI_DIMS_CREATE(6, 3, dims)	(2,3,1)
(0,3,0)	MPI_DIMS_CREATE(7, 3, dims)	erroneous call

### 7.5.3 General (Graph) Constructor

```

1 MPI_GRAPH_CREATE(comm_old, nnodes, index, edges, reorder, comm_graph)
2
3
4 MPI_GRAPH_CREATE(comm_old, nnodes, index, edges, reorder, comm_graph)
5
6     IN      comm_old      input communicator (handle)
7
8     IN      nnodes       number of nodes in graph (integer)
9
10    IN      index        array of integers describing node degrees (see below)
11
12    IN      edges        array of integers describing graph edges (see below)
13
14    IN      reorder      ranking may be reordered (true) or not (false) (logical)
15
16    OUT     comm_graph    communicator with graph topology added (handle)
17
18
19 int MPI_Graph_create(MPI_Comm comm_old, int nnodes, int *index, int *edges,
20                     int reorder, MPI_Comm *comm_graph)
21
22 MPI_GRAPH_CREATE(COMM_OLD, NNODES, INDEX, EDGES, REORDER, COMM_GRAPH,
23                 IERROR)
24
25     INTEGER COMM_OLD, NNODES, INDEX(*), EDGES(*), COMM_GRAPH, IERROR
26     LOGICAL REORDER
27
28 {MPI::Graphcomm MPI::Intracomm::Create_graph(int nnodes, const int index[],
29     const int edges[], bool reorder) const(binding deprecated, see
30     Section 15.2) }

```

MPI\_GRAPH\_CREATE returns a handle to a new communicator to which the graph topology information is attached. If `reorder = false` then the rank of each process in the new group is identical to its rank in the old group. Otherwise, the function may reorder the processes. If the size, `nnodes`, of the graph is smaller than the size of the group of `comm_old`, then some processes are returned `MPI_COMM_NULL`, in analogy to `MPI_CART_CREATE` and `MPI_COMM_SPLIT`. If the graph is empty, i.e., `nnodes == 0`, then `MPI_COMM_NULL` is returned in all processes. The call is erroneous if it specifies a graph that is larger than the group size of the input communicator.

The three parameters `nnodes`, `index` and `edges` define the graph structure. `nnodes` is the number of nodes of the graph. The nodes are numbered from 0 to `nnodes-1`. The `i`-th entry of array `index` stores the total number of neighbors of the first `i` graph nodes. The lists of neighbors of nodes 0, 1, ..., `nnodes-1` are stored in consecutive locations in array `edges`. The array `edges` is a flattened representation of the edge lists. The total number of entries in `index` is `nnodes` and the total number of entries in `edges` is equal to the number of graph edges.

The definitions of the arguments `nnodes`, `index`, and `edges` are illustrated with the following simple example.

#### Example 7.2

Assume there are four processes 0, 1, 2, 3 with the following adjacency matrix:



process	neighbors
0	1, 3
1	0
2	3
3	0, 2

Then, the input arguments are:

```

nnodes = 4
index = 2, 3, 4, 6
edges = 1, 3, 0, 3, 0, 2

```

Thus, in C, `index[0]` is the degree of node zero, and `index[i] - index[i-1]` is the degree of node `i`, `i=1, ..., nnodes-1`; the list of neighbors of node zero is stored in `edges[j]`, for  $0 \leq j \leq \text{index}[0] - 1$  and the list of neighbors of node `i`, `i > 0`, is stored in `edges[j]`,  $\text{index}[i - 1] \leq j \leq \text{index}[i] - 1$ .

In Fortran, `index(1)` is the degree of node zero, and `index(i+1) - index(i)` is the degree of node `i`, `i=1, ..., nnodes-1`; the list of neighbors of node zero is stored in `edges(j)`, for  $1 \leq j \leq \text{index}(1)$  and the list of neighbors of node `i`, `i > 0`, is stored in `edges(j)`,  $\text{index}(i) + 1 \leq j \leq \text{index}(i + 1)$ .

A single process is allowed to be defined multiple times in the list of neighbors of a process (i.e., there may be multiple edges between two processes). A process is also allowed to be a neighbor to itself (i.e., a self loop in the graph). The adjacency matrix is allowed to be non-symmetric.

*Advice to users.* Performance implications of using multiple edges or a non-symmetric adjacency matrix are not defined. The definition of a node-neighbor edge does not imply a direction of the communication. (*End of advice to users.*)

*Advice to implementors.* The following topology information is likely to be stored with a communicator:

- Type of topology (Cartesian/graph),
- For a Cartesian topology:
  1. `ndims` (number of dimensions),
  2. `dims` (numbers of processes per coordinate direction),
  3. `periods` (periodicity information),
  4. `own_position` (own position in grid, could also be computed from rank and `dims`)
- For a graph topology:
  1. `index`,
  2. `edges`,

which are the vectors defining the graph structure.

For a graph structure the number of nodes is equal to the number of processes in the group. Therefore, the number of nodes does not have to be stored explicitly. An additional zero entry at the start of array `index` simplifies access to the topology information. (*End of advice to implementors.*)

## 7.5.4 Distributed (Graph) Constructor

The general graph constructor assumes that each process passes the full (global) communication graph to the call. This limits the scalability of this constructor. With the distributed graph interface, the communication graph is specified in a fully distributed fashion. Each process specifies only the part of the communication graph of which it is aware. Typically, this could be the set of processes from which the process will eventually receive or get data, or the set of processes to which the process will send or put data, or some combination of such edges. Two different interfaces can be used to create a distributed graph topology. `MPI_DIST_GRAPH_CREATE_ADJACENT` creates a distributed graph communicator with each process specifying all of its incoming and outgoing (adjacent) edges in the logical communication graph and thus requires minimal communication during creation. `MPI_DIST_GRAPH_CREATE` provides full flexibility, and processes can indicate that communication will occur between other pairs of processes.

To provide better possibilities for optimization by the MPI library, the distributed graph constructors permit weighted communication edges and take an `info` argument that can further influence process reordering or other optimizations performed by the MPI library. For example, hints can be provided on how edge weights are to be interpreted, the quality of the reordering, and/or the time permitted for the MPI library to process the graph.

```
MPI_DIST_GRAPH_CREATE_ADJACENT(comm_old, indegree, sources, sourceweights, out-
    degree, destinations, destweights, info, reorder, comm_dist_graph)
```

IN	<code>comm_old</code>	input communicator (handle)
IN	<code>indegree</code>	size of <code>sources</code> and <code>sourceweights</code> arrays (non-negative integer)
IN	<code>sources</code>	ranks of processes for which the calling process is a destination (array of non-negative integers)
IN	<code>sourceweights</code>	weights of the edges into the calling process (array of non-negative integers)
IN	<code>outdegree</code>	size of <code>destinations</code> and <code>destweights</code> arrays (non-negative integer)
IN	<code>destinations</code>	ranks of processes for which the calling process is a source (array of non-negative integers)
IN	<code>destweights</code>	weights of the edges out of the calling process (array of non-negative integers)
IN	<code>info</code>	hints on optimization and interpretation of weights (handle)
IN	<code>reorder</code>	the ranks may be reordered (true) or not (false) (logical)
OUT	<code>comm_dist_graph</code>	communicator with distributed graph topology (handle)

```
int MPI_Dist_graph_create_adjacent(MPI_Comm comm_old, int indegree,
    int sources[], int sourceweights[], int outdegree,
```

```

    int destinations[], int destweights[], MPI_Info info,
    int reorder, MPI_Comm *comm_dist_graph)
MPI_DIST_GRAPH_CREATE_ADJACENT(COMM_OLD, INDEGREE, SOURCES, SOURCEWEIGHTS,
    OUTDEGREE, DESTINATIONS, DESTWEIGHTS, INFO, REORDER,
    COMM_DIST_GRAPH, IERROR)
    INTEGER COMM_OLD, INDEGREE, SOURCES(*), SOURCEWEIGHTS(*), OUTDEGREE,
    DESTINATIONS(*), DESTWEIGHTS(*), INFO, COMM_DIST_GRAPH, IERROR
    LOGICAL REORDER
{MPI::Distgraphcomm MPI::Intracomm::Dist_graph_create_adjacent(int
    indegree, const int sources[], const int sourceweights[],
    int outdegree, const int destinations[],
    const int destweights[], const MPI::Info& info, bool reorder)
    const(binding deprecated, see Section 15.2) }
{MPI::Distgraphcomm
    MPI::Intracomm::Dist_graph_create_adjacent(int indegree,
    const int sources[], int outdegree, const int destinations[],
    const MPI::Info& info, bool reorder) const(binding deprecated, see
    Section 15.2) }

```

MPI\_DIST\_GRAPH\_CREATE\_ADJACENT returns a handle to a new communicator to which the distributed graph topology information is attached. Each process passes all information about the edges to its neighbors in the virtual distributed graph topology. The calling processes must ensure that each edge of the graph is described in the source and in the destination process with the same weights. If there are multiple edges for a given (source,dest) pair, then the sequence of the weights of these edges does not matter. The complete communication topology is the combination of all edges shown in the sources arrays of all processes in comm\_old, which must be identical to the combination of all edges shown in the destinations arrays. Source and destination ranks must be process ranks of comm\_old. This allows a fully distributed specification of the communication graph. Isolated processes (i.e., processes with no outgoing or incoming edges, that is, processes that have specified indegree and outdegree as zero and that thus do not occur as source or destination rank in the graph specification) are allowed.

The call creates a new communicator comm\_dist\_graph of distributed graph topology type to which topology information has been attached. The number of processes in comm\_dist\_graph is identical to the number of processes in comm\_old. The call to MPI\_DIST\_GRAPH\_CREATE\_ADJACENT is collective.

Weights are specified as non-negative integers and can be used to influence the process remapping strategy and other internal MPI optimizations. For instance, approximate count arguments of later communication calls along specific edges could be used as their edge weights. Multiplicity of edges can likewise indicate more intense communication between pairs of processes. However, the exact meaning of edge weights is not specified by the MPI standard and is left to the implementation. In C or Fortran, an application can supply the special value MPI\_UNWEIGHTED for the weight array to indicate that all edges have the same (effectively no) weight. In C++, this constant does not exist and the weight arguments may be omitted from the argument list. It is erroneous to supply MPI\_UNWEIGHTED, or in C++ omit the weight arrays, for some but not all processes of comm\_old. Note that

MPI\_UNWEIGHTED is not a special weight value; rather it is a special value for the total array argument. In C, one would expect it to be NULL. In Fortran, MPI\_UNWEIGHTED is an object like MPI\_BOTTOM (not usable for initialization or assignment). See Section 2.5.4.

The meaning of the info and reorder arguments is defined in the description of the following routine.

```
MPI_DIST_GRAPH_CREATE(comm_old, n, sources, degrees, destinations, weights, info, reorder, comm_dist_graph)
```

IN	comm_old	input communicator (handle)
IN	n	number of source nodes for which this process specifies edges (non-negative integer)
IN	sources	array containing the n source nodes for which this process specifies edges (array of non-negative integers)
IN	degrees	array specifying the number of destinations for each source node in the source node array (array of non-negative integers)
IN	destinations	destination nodes for the source nodes in the source node array (array of non-negative integers)
IN	weights	weights for source to destination edges (array of non-negative integers)
IN	info	hints on optimization and interpretation of weights (handle)
IN	reorder	the process may be reordered (true) or not (false) (logical)
OUT	comm_dist_graph	communicator with distributed graph topology added (handle)

```
int MPI_Dist_graph_create(MPI_Comm comm_old, int n, int sources[],
    int degrees[], int destinations[], int weights[],
    MPI_Info info, int reorder, MPI_Comm *comm_dist_graph)
```

```
MPI_DIST_GRAPH_CREATE(COMM_OLD, N, SOURCES, DEGREES, DESTINATIONS, WEIGHTS,
    INFO, REORDER, COMM_DIST_GRAPH, IERROR)
    INTEGER COMM_OLD, N, SOURCES(*), DEGREES(*), DESTINATIONS(*),
    WEIGHTS(*), INFO, COMM_DIST_GRAPH, IERROR
    LOGICAL REORDER
```

```
{MPI::Distgraphcomm MPI::Intracomm::Dist_graph_create(int n,
    const int sources[], const int degrees[], const int
    destinations[], const int weights[], const MPI::Info& info,
    bool reorder) const(binding deprecated, see Section 15.2) }
```

```
{MPI::Distgraphcomm MPI::Intracomm::Dist_graph_create(int n,
    const int sources[], const int degrees[],
    const int destinations[], const MPI::Info& info, bool reorder)
    const(binding deprecated, see Section 15.2) }
```

MPI\_DIST\_GRAPH\_CREATE returns a handle to a new communicator to which the distributed graph topology information is attached. Concretely, each process calls the constructor with a set of directed (source,destination) communication edges as described below. Every process passes an array of  $n$  source nodes in the `sources` array. For each source node, a non-negative number of destination nodes is specified in the `degrees` array. The destination nodes are stored in the corresponding consecutive segment of the `destinations` array. More precisely, if the  $i$ -th node in `sources` is  $s$ , this specifies `degrees[i]` edges  $(s,d)$  with  $d$  of the  $j$ -th such edge stored in `destinations[degrees[0]+...+degrees[i-1]+j]`. The weight of this edge is stored in `weights[degrees[0]+...+degrees[i-1]+j]`. Both the `sources` and the `destinations` arrays may contain the same node more than once, and the order in which nodes are listed as destinations or sources is not significant. Similarly, different processes may specify edges with the same source and destination nodes. Source and destination nodes must be process ranks of `comm_old`. Different processes may specify different numbers of source and destination nodes, as well as different source to destination edges. This allows a fully distributed specification of the communication graph. Isolated processes (i.e., processes with no outgoing or incoming edges, that is, processes that do not occur as source or destination node in the graph specification) are allowed.

The call creates a new communicator `comm_dist_graph` of distributed graph topology type to which topology information has been attached. The number of processes in `comm_dist_graph` is identical to the number of processes in `comm_old`. The call to `MPI_Dist_graph_create` is collective.

If `reorder = false`, all processes will have the same rank in `comm_dist_graph` as in `comm_old`. If `reorder = true` then the MPI library is free to remap to other processes (of `comm_old`) in order to improve communication on the edges of the communication graph. The weight associated with each edge is a hint to the MPI library about the amount or intensity of communication on that edge, and may be used to compute a “best” reordering.

Weights are specified as non-negative integers and can be used to influence the process remapping strategy and other internal MPI optimizations. For instance, approximate count arguments of later communication calls along specific edges could be used as their edge weights. Multiplicity of edges can likewise indicate more intense communication between pairs of processes. However, the exact meaning of edge weights is not specified by the MPI standard and is left to the implementation. In C or Fortran, an application can supply the special value `MPI_UNWEIGHTED` for the weight array to indicate that all edges have the same (effectively no) weight. In C++, this constant does not exist and the weights argument may be omitted from the argument list. It is erroneous to supply `MPI_UNWEIGHTED`, or in C++ omit the weight arrays, for some but not all processes of `comm_old`. Note that `MPI_UNWEIGHTED` is not a special weight value; rather it is a special value for the total array argument. In C, one would expect it to be `NULL`. In Fortran, `MPI_UNWEIGHTED` is an object like `MPI_BOTTOM` (not usable for initialization or assignment). See Section 2.5.4

The meaning of the `weights` argument can be influenced by the `info` argument. `Info` arguments can be used to guide the mapping; possible options include minimizing the maximum number of edges between processes on different SMP nodes, or minimizing the sum of all such edges. An MPI implementation is not obliged to follow specific hints, and it is valid for an MPI implementation not to do any reordering. An MPI implementation may specify more `info` key-value pairs. All processes must specify the same set of key-value `info` pairs.

*Advice to implementors.* MPI implementations must document any additionally

supported key-value info pairs. `MPI_INFO_NULL` is always valid, and may indicate the default creation of the distributed graph topology to the MPI library.

An implementation does not explicitly need to construct the topology from its distributed parts. However, all processes can construct the full topology from the distributed specification and use this in a call to `MPI_GRAPH_CREATE` to create the topology. This may serve as a reference implementation of the functionality, and may be acceptable for small communicators. However, a scalable high-quality implementation would save the topology graph in a distributed way. (*End of advice to implementors.*)

**Example 7.3** As for Example 7.2, assume there are four processes 0, 1, 2, 3 with the following adjacency matrix and unit edge weights:

process	neighbors
0	1, 3
1	0
2	3
3	0, 2

With `MPI_DIST_GRAPH_CREATE`, this graph could be constructed in many different ways. One way would be that each process specifies its outgoing edges. The arguments per process would be:

process	n	sources	degrees	destinations	weights
0	1	0	2	1,3	1,1
1	1	1	1	0	1
2	1	2	1	3	1
3	1	3	2	0,2	1,1

Another way would be to pass the whole graph on process 0, which could be done with the following arguments per process:

process	n	sources	degrees	destinations	weights
0	4	0,1,2,3	2,1,1,2	1,3,0,3,0,2	1,1,1,1,1,1
1	0	-	-	-	-
2	0	-	-	-	-
3	0	-	-	-	-

In both cases above, the application could supply `MPI_UNWEIGHTED` instead of explicitly providing identical weights.

`MPI_DIST_GRAPH_CREATE_ADJACENT` could be used to specify this graph using the following arguments:

process	indegree	sources	sourceweights	outdegree	destinations	destweights
0	2	1,3	1,1	2	1,3	1,1
1	1	0	1	1	0	1
2	1	3	1	1	3	1
3	2	0,2	1,1	2	0,2	1,1

**Example 7.4** A two-dimensional  $P \times Q$  torus where all processes communicate along the dimensions and along the diagonal edges. This cannot be modelled with Cartesian topologies, but can easily be captured with `MPI_DIST_GRAPH_CREATE` as shown in the following code. In this example, the communication along the dimensions is twice as heavy as the communication along the diagonals:

```

/*
Input:      dimensions P, Q
Condition:  number of processes equal to P*Q; otherwise only
            ranks smaller than P*Q participate
*/
int rank, x, y;
int sources[1], degrees[1];
int destinations[8], weights[8];

MPI_Comm_rank(MPI_COMM_WORLD, &rank);

/* get x and y dimension */
y=rank/P; x=rank%P;

/* get my communication partners along x dimension */
destinations[0] = P*y+(x+1)%P; weights[0] = 2;
destinations[1] = P*y+(P+x-1)%P; weights[1] = 2;

/* get my communication partners along y dimension */
destinations[2] = P*((y+1)%Q)+x; weights[2] = 2;
destinations[3] = P*((Q+y-1)%Q)+x; weights[3] = 2;

/* get my communication partners along diagonals */
destinations[4] = P*((y+1)%Q)+(x+1)%P; weights[4] = 1;
destinations[5] = P*((Q+y-1)%Q)+(x+1)%P; weights[5] = 1;
destinations[6] = P*((y+1)%Q)+(P+x-1)%P; weights[6] = 1;
destinations[7] = P*((Q+y-1)%Q)+(P+x-1)%P; weights[7] = 1;

sources[0] = rank;
degrees[0] = 8;
MPI_Dist_graph_create(MPI_COMM_WORLD, 1, sources, degrees, destinations,
                    weights, MPI_INFO_NULL, 1, comm_dist_graph)

```

### 7.5.5 Topology Inquiry Functions

If a topology has been defined with one of the above functions, then the topology information can be looked up using inquiry functions. They all are local calls.

```
MPI_TOPO_TEST(comm, status)
```

IN	comm	communicator (handle)
OUT	status	topology type of communicator comm (state)

```
int MPI_Topo_test(MPI_Comm comm, int *status)
```

```
MPI_TOPO_TEST(COMM, STATUS, IERROR)
    INTEGER COMM, STATUS, IERROR
```

```
{int MPI::Comm::Get_topology() const(binding deprecated, see Section 15.2) }
```

The function `MPI_TOPO_TEST` returns the type of topology that is assigned to a communicator.

The output value `status` is one of the following:

<code>MPI_GRAPH</code>	graph topology
<code>MPI_CART</code>	Cartesian topology
<code>MPI_DIST_GRAPH</code>	distributed graph topology
<code>MPI_UNDEFINED</code>	no topology

```
MPI_GRAPHDIMS_GET(comm, nnodes, nedges)
```

IN	comm	communicator for group with graph structure (handle)
OUT	nnodes	number of nodes in graph (integer) (same as number of processes in the group)
OUT	nedges	number of edges in graph (integer)

```
int MPI_Graphdims_get(MPI_Comm comm, int *nnodes, int *nedges)
```

```
MPI_GRAPHDIMS_GET(COMM, NNODES, NEDGES, IERROR)
    INTEGER COMM, NNODES, NEDGES, IERROR
```

```
{void MPI::Graphcomm::Get_dims(int nnodes[], int nedges[]) const(binding deprecated, see Section 15.2) }
```

Functions `MPI_GRAPHDIMS_GET` and `MPI_GRAPH_GET` retrieve the graph-topology information that was associated with a communicator by `MPI_GRAPH_CREATE`.

The information provided by `MPI_GRAPHDIMS_GET` can be used to dimension the vectors `index` and `edges` correctly for the following call to `MPI_GRAPH_GET`.



MPI_GRAPH_GET(comm, maxindex, maxedges, index, edges)			1
IN	comm	communicator with graph structure (handle)	2
			3
IN	maxindex	length of vector index in the calling program (integer)	4
			5
IN	maxedges	length of vector edges in the calling program (integer)	6
			7
OUT	index	array of integers containing the graph structure (for details see the definition of MPI_GRAPH_CREATE)	8
			9
OUT	edges	array of integers containing the graph structure	10
			11
			12
int MPI_Graph_get(MPI_Comm comm, int maxindex, int maxedges, int *index, int *edges)			13
			14
MPI_GRAPH_GET(COMM, MAXINDEX, MAXEDGES, INDEX, EDGES, IERROR)			15
			16
INTEGER COMM, MAXINDEX, MAXEDGES, INDEX(*), EDGES(*), IERROR			17
{void MPI::Graphcomm::Get_topo(int maxindex, int maxedges, int index[], int edges[]) const( <i>binding deprecated, see Section 15.2</i> ) }			18
			19
			20
			21
MPI_CARTDIM_GET(comm, ndims)			22
IN	comm	communicator with Cartesian structure (handle)	23
			24
OUT	ndims	number of dimensions of the Cartesian structure (in- teger)	25
			26
			27
int MPI_Cartdim_get(MPI_Comm comm, int *ndims)			28
			29
MPI_CARTDIM_GET(COMM, NDIMS, IERROR)			30
			31
INTEGER COMM, NDIMS, IERROR			32
{int MPI::Cartcomm::Get_dim() const( <i>binding deprecated, see Section 15.2</i> ) }			33
			34
			35
			36
			37
			38
			39
			40
			41
			42
			43
			44
			45
			46
			47
			48

The functions MPI\_CARTDIM\_GET and MPI\_CART\_GET return the Cartesian topology information that was associated with a communicator by MPI\_CART\_CREATE. If comm is associated with a zero-dimensional Cartesian topology, MPI\_CARTDIM\_GET returns ndims=0 and MPI\_CART\_GET will keep all output arguments unchanged.

```

1 MPI_CART_GET(comm, maxdims, dims, periods, coords)
2     IN      comm      communicator with Cartesian structure (handle)
3
4     IN      maxdims   length of vectors dims, periods, and coords in the
5                          calling program (integer)
6
7     OUT     dims      number of processes for each Cartesian dimension (ar-
8                          ray of integer)
9
10    OUT     periods   periodicity (true/false) for each Cartesian dimension
11                          (array of logical)
12
13    OUT     coords    coordinates of calling process in Cartesian structure
14                          (array of integer)
15
16 int MPI_Cart_get(MPI_Comm comm, int maxdims, int *dims, int *periods,
17                 int *coords)
18
19 MPI_CART_GET(COMM, MAXDIMS, DIMS, PERIODS, COORDS, IERROR)
20     INTEGER COMM, MAXDIMS, DIMS(*), COORDS(*), IERROR
21     LOGICAL PERIODS(*)
22
23 {void MPI::Cartcomm::Get_topo(int maxdims, int dims[], bool periods[],
24                               int coords[]) const(binding deprecated, see Section 15.2) }
25
26 MPI_CART_RANK(comm, coords, rank)
27     IN      comm      communicator with Cartesian structure (handle)
28
29     IN      coords    integer array (of size ndims) specifying the Cartesian
30                          coordinates of a process
31
32     OUT     rank      rank of specified process (integer)
33
34 int MPI_Cart_rank(MPI_Comm comm, int *coords, int *rank)
35
36 MPI_CART_RANK(COMM, COORDS, RANK, IERROR)
37     INTEGER COMM, COORDS(*), RANK, IERROR
38
39 {int MPI::Cartcomm::Get_cart_rank(const int coords[]) const(binding
40 deprecated, see Section 15.2) }

```

For a process group with Cartesian structure, the function `MPI_CART_RANK` translates the logical process coordinates to process ranks as they are used by the point-to-point routines.

For dimension `i` with `periods(i) = true`, if the coordinate, `coords(i)`, is out of range, that is, `coords(i) < 0` or `coords(i) ≥ dims(i)`, it is shifted back to the interval  $0 \leq \text{coords}(i) < \text{dims}(i)$  automatically. Out-of-range coordinates are erroneous for non-periodic dimensions.

If `comm` is associated with a zero-dimensional Cartesian topology, `coords` is not significant and 0 is returned in `rank`.

```

MPI_CART_COORDS(comm, rank, maxdims, coords) 1
    IN      comm      communicator with Cartesian structure (handle) 2
    IN      rank      rank of a process within group of comm (integer) 3
    IN      maxdims   length of vector coords in the calling program (inte- 4
                        ger) 5
    OUT     coords    integer array (of size ndims) containing the Cartesian 6
                        coordinates of specified process (array of integers) 7
                                                    8
                                                    9
int MPI_Cart_coords(MPI_Comm comm, int rank, int maxdims, int *coords) 10
MPI_CART_COORDS(COMM, RANK, MAXDIMS, COORDS, IERROR) 11
    INTEGER COMM, RANK, MAXDIMS, COORDS(*), IERROR 12
{void MPI::Cartcomm::Get_coords(int rank, int maxdims, int coords[]) 13
    const(binding deprecated, see Section 15.2) } 14
} 15
} 16
} 17
} 18
} 19
} 20
} 21
} 22
} 23
} 24
} 25
} 26
} 27
} 28
} 29
} 30
} 31
} 32
} 33
} 34
} 35
} 36
} 37
} 38
} 39
} 40
} 41
} 42
} 43
} 44
} 45
} 46
} 47
} 48

```

The inverse mapping, rank-to-coordinates translation is provided by MPI\_CART\_COORDS.

If comm is associated with a zero-dimensional Cartesian topology, coords will be unchanged.

```

MPI_GRAPH_NEIGHBORS_COUNT(comm, rank, nneighbors)

```

```

    IN      comm      communicator with graph topology (handle)
    IN      rank      rank of process in group of comm (integer)
    OUT     nneighbors number of neighbors of specified process (integer)

```

```

int MPI_Graph_neighbors_count(MPI_Comm comm, int rank, int *nneighbors)

```

```

MPI_GRAPH_NEIGHBORS_COUNT(COMM, RANK, NNEIGHBORS, IERROR)
    INTEGER COMM, RANK, NNEIGHBORS, IERROR

```

```

{int MPI::Graphcomm::Get_neighbors_count(int rank) const(binding deprecated,
    see Section 15.2) }

```

```

MPI_GRAPH_NEIGHBORS(comm, rank, maxneighbors, neighbors)

```

```

    IN      comm      communicator with graph topology (handle)
    IN      rank      rank of process in group of comm (integer)
    IN      maxneighbors size of array neighbors (integer)
    OUT     neighbors  ranks of processes that are neighbors to specified pro-
                        cess (array of integer)

```

```

int MPI_Graph_neighbors(MPI_Comm comm, int rank, int maxneighbors,
    int *neighbors)

```

```

1 MPI_GRAPH_NEIGHBORS(COMM, RANK, MAXNEIGHBORS, NEIGHBORS, IERROR)
2     INTEGER COMM, RANK, MAXNEIGHBORS, NEIGHBORS(*), IERROR
3
4 {void MPI::Graphcomm::Get_neighbors(int rank, int maxneighbors, int
5     neighbors[]) const(binding deprecated, see Section 15.2) }

```

MPI\_GRAPH\_NEIGHBORS\_COUNT and MPI\_GRAPH\_NEIGHBORS provide adjacency information for a general graph topology. The returned count and array of neighbors for the queried rank will both include *all* neighbors and reflect the same edge ordering as was specified by the original call to MPI\_GRAPH\_CREATE. Specifically, MPI\_GRAPH\_NEIGHBORS\_COUNT and MPI\_GRAPH\_NEIGHBORS will return values based on the original `index` and `edges` array passed to MPI\_GRAPH\_CREATE (assuming that `index[-1]` effectively equals zero):

- The number of neighbors (`nneighbors`) returned from MPI\_GRAPH\_NEIGHBORS\_COUNT will be (`index[rank] - index[rank-1]`).
- The `neighbors` array returned from MPI\_GRAPH\_NEIGHBORS will be `edges[index[rank-1]]` through `edges[index[rank]-1]`.

### Example 7.5

Assume there are four processes 0, 1, 2, 3 with the following adjacency matrix (note that some neighbors are listed multiple times):

process	neighbors
0	1, 1, 3
1	0, 0
2	3
3	0, 2, 2

Thus, the input arguments to MPI\_GRAPH\_CREATE are:

```

nnodes = 4
index = 3, 5, 6, 9
edges = 1, 1, 3, 0, 0, 3, 0, 2, 2

```

Therefore, calling MPI\_GRAPH\_NEIGHBORS\_COUNT and MPI\_GRAPH\_NEIGHBORS for each of the 4 processes will return:

Input rank	Count	Neighbors
0	3	1, 1, 3
1	2	0, 0
2	1	3
3	3	0, 2, 2

### Example 7.6

Suppose that `comm` is a communicator with a shuffle-exchange topology. The group has  $2^n$  members. Each process is labeled by  $a_1, \dots, a_n$  with  $a_i \in \{0, 1\}$ , and has three neighbors:  $\text{exchange}(a_1, \dots, a_n) = a_1, \dots, a_{n-1}, \bar{a}_n$  ( $\bar{a} = 1 - a$ ),  $\text{shuffle}(a_1, \dots, a_n) = a_2, \dots, a_n, a_1$ , and  $\text{unshuffle}(a_1, \dots, a_n) = a_n, a_1, \dots, a_{n-1}$ . The graph adjacency list is illustrated below for  $n = 3$ .

node	exchange neighbors(1)	shuffle neighbors(2)	unshuffle neighbors(3)
0 (000)	1	0	0
1 (001)	0	2	4
2 (010)	3	4	1
3 (011)	2	6	5
4 (100)	5	1	2
5 (101)	4	3	6
6 (110)	7	5	3
7 (111)	6	7	7

Suppose that the communicator `comm` has this topology associated with it. The following code fragment cycles through the three types of neighbors and performs an appropriate permutation for each.

```

C assume: each process has stored a real number A.
C extract neighborhood information
  CALL MPI_COMM_RANK(comm, myrank, ierr)
  CALL MPI_GRAPH_NEIGHBORS(comm, myrank, 3, neighbors, ierr)
C perform exchange permutation
  CALL MPI_SENDRECV_REPLACE(A, 1, MPI_REAL, neighbors(1), 0,
+   neighbors(1), 0, comm, status, ierr)
C perform shuffle permutation
  CALL MPI_SENDRECV_REPLACE(A, 1, MPI_REAL, neighbors(2), 0,
+   neighbors(3), 0, comm, status, ierr)
C perform unshuffle permutation
  CALL MPI_SENDRECV_REPLACE(A, 1, MPI_REAL, neighbors(3), 0,
+   neighbors(2), 0, comm, status, ierr)

```

`MPI_DIST_GRAPH_NEIGHBORS_COUNT` and `MPI_DIST_GRAPH_NEIGHBORS` provide adjacency information for a distributed graph topology.

```

1 MPI_DIST_GRAPH_NEIGHBORS_COUNT(comm, indegree, outdegree, weighted)
2   IN      comm      communicator with distributed graph topology (handle)
3
4   OUT     indegree   number of edges into this process (non-negative integer)
5
6   OUT     outdegree  number of edges out of this process (non-negative integer)
7
8   OUT     weighted   false if MPI_UNWEIGHTED was supplied during creation, true otherwise (logical)
9
10
11
12
13 int MPI_Dist_graph_neighbors_count(MPI_Comm comm, int *indegree,
14                                   int *outdegree, int *weighted)
15
16 MPI_DIST_GRAPH_NEIGHBORS_COUNT(COMM, INDEGREE, OUTDEGREE, WEIGHTED, IERROR)
17   INTEGER COMM, INDEGREE, OUTDEGREE, IERROR
18   LOGICAL WEIGHTED
19
20 {void MPI::Distgraphcomm::Get_dist_neighbors_count(int rank,
21   int indegree[], int outdegree[], bool& weighted) const(binding deprecated, see Section 15.2) }
22
23
24 MPI_DIST_GRAPH_NEIGHBORS(comm, maxindegree, sources, sourceweights, maxoutdegree,
25   destinations, destweights)
26
27   IN      comm      communicator with distributed graph topology (handle)
28
29   IN      maxindegree size of sources and sourceweights arrays (non-negative integer)
30
31   OUT     sources     processes for which the calling process is a destination (array of non-negative integers)
32
33   OUT     sourceweights weights of the edges into the calling process (array of non-negative integers)
34
35   IN      maxoutdegree size of destinations and destweights arrays (non-negative integer)
36
37   OUT     destinations processes for which the calling process is a source (array of non-negative integers)
38
39   OUT     destweights weights of the edges out of the calling process (array of non-negative integers)
40
41
42
43
44 int MPI_Dist_graph_neighbors(MPI_Comm comm, int maxindegree, int sources[],
45   int sourceweights[], int maxoutdegree, int destinations[],
46   int destweights[])
47
48 MPI_DIST_GRAPH_NEIGHBORS(COMM, MAXINDEGREE, SOURCES, SOURCEWEIGHTS,
49   MAXOUTDEGREE, DESTINATIONS, DESTWEIGHTS, IERROR)

```

```

INTEGER COMM, MAXINDEGREE, SOURCES(*), SOURCEWEIGHTS(*), MAXOUTDEGREE,
DESTINATIONS(*), DESTWEIGHTS(*), IERROR
{void MPI::Distgraphcomm::Get_dist_neighbors(int maxindegree,
      int sources[], int sourceweights[], int maxoutdegree,
      int destinations[], int destweights[]) (binding deprecated, see
      Section 15.2) }

```

These calls are local. The number of edges into and out of the process returned by MPI\_DIST\_GRAPH\_NEIGHBORS\_COUNT are the total number of such edges given in the call to MPI\_DIST\_GRAPH\_CREATE\_ADJACENT or MPI\_DIST\_GRAPH\_CREATE (potentially by processes other than the calling process in the case of MPI\_DIST\_GRAPH\_CREATE). Multiply defined edges are all counted and returned by MPI\_DIST\_GRAPH\_NEIGHBORS in some order. If MPI\_UNWEIGHTED is supplied for sourceweights or destweights or both, or if MPI\_UNWEIGHTED was supplied during the construction of the graph then no weight information is returned in that array or those arrays. The only requirement on the order of values in sources and destinations is that two calls to the routine with same input argument comm will return the same sequence of edges. If maxindegree or maxoutdegree is smaller than the numbers returned by MPI\_DIST\_GRAPH\_NEIGHBOR\_COUNT, then only the first part of the full list is returned. Note, that the order of returned edges does need not to be identical to the order that was provided in the creation of comm for the case that MPI\_DIST\_GRAPH\_CREATE\_ADJACENT was used.

*Advice to implementors.* Since the query calls are defined to be local, each process needs to store the list of its neighbors with incoming and outgoing edges. Communication is required at the collective MPI\_DIST\_GRAPH\_CREATE call in order to compute the neighbor lists for each process from the distributed graph specification. (*End of advice to implementors.*)

### 7.5.6 Cartesian Shift Coordinates

If the process topology is a Cartesian structure, an MPI\_SENDRECV operation is likely to be used along a coordinate direction to perform a shift of data. As input, MPI\_SENDRECV takes the rank of a source process for the receive, and the rank of a destination process for the send. If the function MPI\_CART\_SHIFT is called for a Cartesian process group, it provides the calling process with the above identifiers, which then can be passed to MPI\_SENDRECV. The user specifies the coordinate direction and the size of the step (positive or negative). The function is local.

```

1 MPI_CART_SHIFT(comm, direction, disp, rank_source, rank_dest)
2     IN      comm      communicator with Cartesian structure (handle)
3
4     IN      direction  coordinate dimension of shift (integer)
5
6     IN      disp      displacement (> 0: upwards shift, < 0: downwards
7                          shift) (integer)
8
9     OUT     rank_source rank of source process (integer)
10
11    OUT     rank_dest  rank of destination process (integer)

```

```

12 int MPI_Cart_shift(MPI_Comm comm, int direction, int disp,
13                  int *rank_source, int *rank_dest)
14 MPI_CART_SHIFT(COMM, DIRECTION, DISP, RANK_SOURCE, RANK_DEST, IERROR)
15 INTEGER COMM, DIRECTION, DISP, RANK_SOURCE, RANK_DEST, IERROR
16 {void MPI::Cartcomm::Shift(int direction, int disp, int& rank_source,
17                             int& rank_dest) const(binding deprecated, see Section 15.2) }

```

The direction argument indicates the coordinate dimension to be traversed by the shift. The dimensions are numbered from 0 to `ndims-1`, where `ndims` is the number of dimensions.

Depending on the periodicity of the Cartesian group in the specified coordinate direction, `MPI_CART_SHIFT` provides the identifiers for a circular or an end-off shift. In the case of an end-off shift, the value `MPI_PROC_NULL` may be returned in `rank_source` or `rank_dest`, indicating that the source or the destination for the shift is out of range.

It is erroneous to call `MPI_CART_SHIFT` with a direction that is either negative or greater than or equal to the number of dimensions in the Cartesian communicator. This implies that it is erroneous to call `MPI_CART_SHIFT` with a `comm` that is associated with a zero-dimensional Cartesian topology.

### Example 7.7

The communicator, `comm`, has a two-dimensional, periodic, Cartesian topology associated with it. A two-dimensional array of `REALs` is stored one element per process, in variable `A`. One wishes to skew this array, by shifting column `i` (vertically, i.e., along the column) by `i` steps.

```

35 ....
36 C find process rank
37     CALL MPI_COMM_RANK(comm, rank, ierr)
38 C find Cartesian coordinates
39     CALL MPI_CART_COORDS(comm, rank, maxdims, coords, ierr)
40 C compute shift source and destination
41     CALL MPI_CART_SHIFT(comm, 0, coords(2), source, dest, ierr)
42 C skew array
43     CALL MPI_SENDRECV_REPLACE(A, 1, MPI_REAL, dest, 0, source, 0, comm,
44 +                             status, ierr)

```

*Advice to users.* In Fortran, the dimension indicated by `DIRECTION = i` has `DIMS(i+1)` nodes, where `DIMS` is the array that was used to create the grid. In C, the dimension indicated by `direction = i` is the dimension specified by `dims[i]`. (*End of advice to users.*)



## 7.5.7 Partitioning of Cartesian [s]Structures

1 ticket0.

2  
3  
4 MPI\_CART\_SUB(comm, remain\_dims, newcomm)5  
6 IN comm communicator with Cartesian structure (handle)  
7 IN remain\_dims the i-th entry of remain\_dims specifies whether the  
8 i-th dimension is kept in the subgrid (**true**) or is drop-  
9 ped (**false**) (logical vector)  
10 OUT newcomm communicator containing the subgrid that includes  
11 the calling process (handle)  
1213  
14 int MPI\_Cart\_sub(MPI\_Comm comm, int \*remain\_dims, MPI\_Comm \*newcomm)15 MPI\_CART\_SUB(COMM, REMAIN\_DIMS, NEWCOMM, IERROR)  
16 INTEGER COMM, NEWCOMM, IERROR  
17 LOGICAL REMAIN\_DIMS(\*)  
1819 {MPI::Cartcomm MPI::Cartcomm::Sub(const bool remain\_dims[]) const(*binding*  
20 *deprecated, see Section 15.2*) }21  
22 If a Cartesian topology has been created with MPI\_CART\_CREATE, the function  
23 MPI\_CART\_SUB can be used to partition the communicator group into subgroups that  
24 form lower-dimensional Cartesian subgrids, and to build for each subgroup a communicator  
25 with the associated subgrid Cartesian topology. If all entries in remain\_dims are false or  
26 comm is already associated with a zero-dimensional Cartesian topology then newcomm is  
27 associated with a zero-dimensional Cartesian topology. (This function is closely related to  
28 MPI\_COMM\_SPLIT.)  
29**Example 7.8**30 Assume that MPI\_CART\_CREATE(..., comm) has defined a  $(2 \times 3 \times 4)$  grid. Let  
31 remain\_dims = (true, false, true). Then a call to,  
3233 MPI\_CART\_SUB(comm, remain\_dims, comm\_new),  
3435 will create three communicators each with eight processes in a  $2 \times 4$  Cartesian topol-  
36 ogy. If remain\_dims = (false, false, true) then the call to MPI\_CART\_SUB(comm,  
37 remain\_dims, comm\_new) will create six non-overlapping communicators, each with four  
38 processes, in a one-dimensional Cartesian topology.  
39

## 7.5.8 Low-Level Topology Functions

40  
41 The two additional functions introduced in this section can be used to implement all other  
42 topology functions. In general they will not be called by the user directly, unless he or she  
43 is creating additional virtual topology capability other than that provided by MPI.  
44  
45  
46  
47  
48

```

1 MPI_CART_MAP(comm, ndims, dims, periods, newrank)
2     IN      comm      input communicator (handle)
3
4     IN      ndims     number of dimensions of Cartesian structure (integer)
5
6     IN      dims      integer array of size ndims specifying the number of
7                          processes in each coordinate direction
8
9     IN      periods   logical array of size ndims specifying the periodicity
10                          specification in each coordinate direction
11
12     OUT     newrank   reordered rank of the calling process;
13                          MPI_UNDEFINED if calling process does not belong
14                          to grid (integer)

```

```

14 int MPI_Cart_map(MPI_Comm comm, int ndims, int *dims, int *periods,
15                 int *newrank)

```

```

16 MPI_CART_MAP(COMM, NDIMS, DIMS, PERIODS, NEWRANK, IERROR)

```

```

17     INTEGER COMM, NDIMS, DIMS(*), NEWRANK, IERROR

```

```

18     LOGICAL PERIODS(*)

```

```

19
20 {int MPI::Cartcomm::Map(int ndims, const int dims[], const bool periods[])
21     const(binding deprecated, see Section 15.2) }

```

MPI\_CART\_MAP computes an “optimal” placement for the calling process on the physical machine. A possible implementation of this function is to always return the rank of the calling process, that is, not to perform any reordering.

*Advice to implementors.* The function MPI\_CART\_CREATE(comm, ndims, dims, periods, reorder, comm\_cart), with reorder = true can be implemented by calling MPI\_CART\_MAP(comm, ndims, dims, periods, newrank), then calling MPI\_COMM\_SPLIT(comm, color, key, comm\_cart), with color = 0 if newrank ≠ MPI\_UNDEFINED, color = MPI\_UNDEFINED otherwise, and key = newrank.

The function MPI\_CART\_SUB(comm, remain\_dims, comm\_new) can be implemented by a call to MPI\_COMM\_SPLIT(comm, color, key, comm\_new), using a single number encoding of the lost dimensions as color and a single number encoding of the preserved dimensions as key.

All other Cartesian topology functions can be implemented locally, using the topology information that is cached with the communicator. (*End of advice to implementors.*)

The corresponding new function for general graph structures is as follows.

```

MPI_GRAPH_MAP(comm, nnodes, index, edges, newrank) 1
IN      comm      input communicator (handle) 2
IN      nnodes    number of graph nodes (integer) 3
IN      index     integer array specifying the graph structure, see 4
                        MPI_GRAPH_CREATE 5
IN      edges     integer array specifying the graph structure 6
OUT     newrank   reordered rank of the calling process; 7
                        MPI_UNDEFINED if the calling process does not be- 8
                        long to graph (integer) 9
int MPI_Graph_map(MPI_Comm comm, int nnodes, int *index, int *edges, 10
                  int *newrank) 11
MPI_GRAPH_MAP(COMM, NNODES, INDEX, EDGES, NEWRANK, IERROR) 12
INTEGER COMM, NNODES, INDEX(*), EDGES(*), NEWRANK, IERROR 13
{int MPI::Graphcomm::Map(int nnodes, const int index[], const int edges[]) 14
  const(binding deprecated, see Section 15.2) } 15

```

*Advice to implementors.* The function `MPI_GRAPH_CREATE(comm, nnodes, index, edges, reorder, comm_graph)`, with `reorder = true` can be implemented by calling `MPI_GRAPH_MAP(comm, nnodes, index, edges, newrank)`, then calling `MPI_COMM_SPLIT(comm, color, key, comm_graph)`, with `color = 0` if `newrank ≠ MPI_UNDEFINED`, `color = MPI_UNDEFINED` otherwise, and `key = newrank`.

All other graph topology functions can be implemented locally, using the topology information that is cached with the communicator. (*End of advice to implementors.*)

## 7.6 An Application Example

### Example 7.9

The example in Figure 7.1 shows how the grid definition and inquiry functions can be used in an application program. A partial differential equation, for instance the Poisson equation, is to be solved on a rectangular domain. First, the processes organize themselves in a two-dimensional structure. Each process then inquires about the ranks of its neighbors in the four directions (up, down, right, left). The numerical problem is solved by an iterative method, the details of which are hidden in the subroutine `relax`.

In each relaxation step each process computes new values for the solution grid function at all points owned by the process. Then the values at inter-process boundaries have to be exchanged with neighboring processes. For example, the exchange subroutine might contain a call like `MPI_SEND(...,neigh_rank(1),...)` to send updated values to the left-hand neighbor  $(i-1, j)$ .

```

1
2
3   integer ndims, num_neigh
4   logical reorder
5   parameter (ndims=2, num_neigh=4, reorder=.true.)
6   integer comm, comm_cart, dims(ndims), neigh_def(ndims), ierr
7   integer neigh_rank(num_neigh), own_position(ndims), i, j
8   logical periods(ndims)
9   real*8 u(0:101,0:101), f(0:101,0:101)
10  data dims / ndims * 0 /
11  comm = MPI_COMM_WORLD
12  C   Set process grid size and periodicity
13  call MPI_DIMS_CREATE(comm, ndims, dims,ierr)
14  periods(1) = .TRUE.
15  periods(2) = .TRUE.
16  C   Create a grid structure in WORLD group and inquire about own position
17  call MPI_CART_CREATE (comm, ndims, dims, periods, reorder, comm_cart,ierr)
18  call MPI_CART_GET (comm_cart, ndims, dims, periods, own_position,ierr)
19  C   Look up the ranks for the neighbors. Own process coordinates are (i,j).
20  C   Neighbors are (i-1,j), (i+1,j), (i,j-1), (i,j+1)
21  i = own_position(1)
22  j = own_position(2)
23  neigh_def(1) = i-1
24  neigh_def(2) = j
25  call MPI_CART_RANK (comm_cart, neigh_def, neigh_rank(1),ierr)
26  neigh_def(1) = i+1
27  neigh_def(2) = j
28  call MPI_CART_RANK (comm_cart, neigh_def, neigh_rank(2),ierr)
29  neigh_def(1) = i
30  neigh_def(2) = j-1
31  call MPI_CART_RANK (comm_cart, neigh_def, neigh_rank(3),ierr)
32  neigh_def(1) = i
33  neigh_def(2) = j+1
34  call MPI_CART_RANK (comm_cart, neigh_def, neigh_rank(4),ierr)
35  C   Initialize the grid functions and start the iteration
36  call init (u, f)
37  do 10 it=1,100
38  call relax (u, f)
39  C   Exchange data with neighbor processes
40  call exchange (u, comm_cart, neigh_rank, num_neigh)
41  10 continue
42  call output (u)
43  end
44
45
46
47
48

```

Figure 7.1: Set-up of process structure for two-dimensional parallel Poisson solver.

# Chapter 8

## MPI Environmental Management

This chapter discusses routines for getting and, where appropriate, setting various parameters that relate to the MPI implementation and the execution environment (such as error handling). The procedures for entering and leaving the MPI execution environment are also described here.

### 8.1 Implementation Information

#### 8.1.1 Version Inquiries

In order to cope with changes to the MPI Standard, there are both compile-time and run-time ways to determine which version of the standard is in use in the environment one is using.

The “version” will be represented by two separate integers, for the version and subversion: In C and C++,

```
#define MPI_VERSION    2
#define MPI_SUBVERSION 2
```

in Fortran,

```
INTEGER MPI_VERSION, MPI_SUBVERSION
PARAMETER (MPI_VERSION    = 2)
PARAMETER (MPI_SUBVERSION = 2)
```

For runtime determination,

`MPI_GET_VERSION( version, subversion )`

OUT	version	version number (integer)
OUT	subversion	subversion number (integer)

```
int MPI_Get_version(int *version, int *subversion)
```

```
MPI_GET_VERSION(VERSION, SUBVERSION, IERROR)
INTEGER VERSION, SUBVERSION, IERROR
```

```

1 {void MPI::Get_version(int& version, int& subversion) (binding deprecated, see
2     Section 15.2) }
3

```

MPI\_GET\_VERSION is one of the few functions that can be called before MPI\_INIT and after MPI\_FINALIZE. Valid (MPI\_VERSION, MPI\_SUBVERSION) pairs in this and previous versions of the MPI standard are (2,2), (2,1), (2,0), and (1,2).

### 8.1.2 Environmental Inquiries

A set of attributes that describe the execution environment are attached to the communicator MPI\_COMM\_WORLD when MPI is initialized. The value of these attributes can be inquired by using the function MPI\_COMM\_GET\_ATTR described in Chapter 6. It is erroneous to delete these attributes, free their keys, or change their values.

The list of predefined attribute keys include

**MPI\_TAG\_UB** Upper bound for tag value.

**MPI\_HOST** Host process rank, if such exists, MPI\_PROC\_NULL, otherwise.

**MPI\_IO** rank of a node that has regular I/O facilities (possibly myrank). Nodes in the same communicator may return different values for this parameter.

**MPI\_WTIME\_IS\_GLOBAL** Boolean variable that indicates whether clocks are synchronized.

Vendors may add implementation specific parameters (such as node number, real memory size, virtual memory size, etc.)

These predefined attributes do not change value between MPI initialization (MPI\_INIT and MPI completion (MPI\_FINALIZE), and cannot be updated or deleted by users.

*Advice to users.* Note that in the C binding, the value returned by these attributes is a *pointer* to an `int` containing the requested value. (*End of advice to users.*)

The required parameter values are discussed in more detail below:

#### Tag Values

Tag values range from 0 to the value returned for MPI\_TAG\_UB inclusive. These values are guaranteed to be unchanging during the execution of an MPI program. In addition, the tag upper bound value must be *at least* 32767. An MPI implementation is free to make the value of MPI\_TAG\_UB larger than this; for example, the value  $2^{30} - 1$  is also a legal value for MPI\_TAG\_UB.

The attribute MPI\_TAG\_UB has the same value on all processes of MPI\_COMM\_WORLD.

#### Host Rank

The value returned for MPI\_HOST gets the rank of the HOST process in the group associated with communicator MPI\_COMM\_WORLD, if there is such. MPI\_PROC\_NULL is returned if there is no host. MPI does not specify what it means for a process to be a HOST, nor does it require that a HOST exists.

The attribute MPI\_HOST has the same value on all processes of MPI\_COMM\_WORLD.

## IO Rank

The value returned for `MPI_IO` is the rank of a processor that can provide language-standard I/O facilities. For Fortran, this means that all of the Fortran I/O operations are supported (e.g., `OPEN`, `REWIND`, `WRITE`). For C and C++, this means that all of the ISO C and C++, I/O operations are supported (e.g., `fopen`, `fprintf`, `lseek`).

If every process can provide language-standard I/O, then the value `MPI_ANY_SOURCE` will be returned. Otherwise, if the calling process can provide language-standard I/O, then its rank will be returned. Otherwise, if some process can provide language-standard I/O then the rank of one such process will be returned. The same value need not be returned by all processes. If no process can provide language-standard I/O, then the value `MPI_PROC_NULL` will be returned.

*Advice to users.* Note that input is not collective, and this attribute does *not* indicate which process can or does provide input. (*End of advice to users.*)

## Clock Synchronization

The value returned for `MPI_WTIME_IS_GLOBAL` is 1 if clocks at all processes in `MPI_COMM_WORLD` are synchronized, 0 otherwise. A collection of clocks is considered synchronized if explicit effort has been taken to synchronize them. The expectation is that the variation in time, as measured by calls to `MPI_WTIME`, will be less than one half the round-trip time for an MPI message of length zero. If time is measured at a process just before a send and at another process just after a matching receive, the second time should be always higher than the first one.

The attribute `MPI_WTIME_IS_GLOBAL` need not be present when the clocks are not synchronized (however, the attribute key `MPI_WTIME_IS_GLOBAL` is always valid). This attribute may be associated with communicators other than `MPI_COMM_WORLD`.

The attribute `MPI_WTIME_IS_GLOBAL` has the same value on all processes of `MPI_COMM_WORLD`.

`MPI_GET_PROCESSOR_NAME( name, resultlen )`

OUT	name	A unique specifier for the actual (as opposed to virtual) node.
OUT	resultlen	Length (in printable characters) of the result returned in name

```
int MPI_Get_processor_name(char *name, int *resultlen)
```

```
MPI_GET_PROCESSOR_NAME( NAME, RESULTLEN, IERROR)
```

```
CHARACTER*(*) NAME
```

```
INTEGER RESULTLEN, IERROR
```

```
{void MPI::Get_processor_name(char* name, int& resultlen) (binding deprecated,  
see Section 15.2) }
```

This routine returns the name of the processor on which it was called at the moment of the call. The name is a character string for maximum flexibility. From this value it must be possible to identify a specific piece of hardware; possible values include “processor

9 in rack 4 of mpp.cs.org” and “231” (where 231 is the actual processor number in the running homogeneous system). The argument `name` must represent storage that is at least `MPI_MAX_PROCESSOR_NAME` characters long. `MPI_GET_PROCESSOR_NAME` may write up to this many characters into `name`.

The number of characters actually written is returned in the output argument, `resultlen`. In C, a null character is additionally stored at `name[resultlen]`. The `resultlen` cannot be larger than `MPI_MAX_PROCESSOR_NAME-1`. In Fortran, `name` is padded on the right with blank characters. The `resultlen` cannot be larger than `MPI_MAX_PROCESSOR_NAME`.

*Rationale.* This function allows MPI implementations that do process migration to return the current processor. Note that nothing in MPI *requires* or defines process migration; this definition of `MPI_GET_PROCESSOR_NAME` simply allows such an implementation. (*End of rationale.*)

*Advice to users.* The user must provide at least `MPI_MAX_PROCESSOR_NAME` space to write the processor name — processor names can be this long. The user should examine the output argument, `resultlen`, to determine the actual length of the name. (*End of advice to users.*)

The constant `MPI_BSEND_OVERHEAD` provides an upper bound on the fixed overhead per message buffered by a call to `MPI_BSEND` (see Section 3.6.1).

## 8.2 Memory Allocation

In some systems, message-passing and remote-memory-access (RMA) operations run faster when accessing specially allocated memory (e.g., memory that is shared by the other processes in the communicating group on an SMP). MPI provides a mechanism for allocating and freeing such special memory. The use of such memory for message-passing or RMA is not mandatory, and this memory can be used without restrictions as any other dynamically allocated memory. However, implementations may restrict the use of the `MPI_WIN_LOCK` and `MPI_WIN_UNLOCK` functions to windows allocated in such memory (see Section 11.4.3.)

`MPI_ALLOC_MEM(size, info, baseptr)`

IN	size	size of memory segment in bytes (non-negative integer)
IN	info	info argument (handle)
OUT	baseptr	pointer to beginning of memory segment allocated

```
int MPI_Alloc_mem(MPI_Aint size, MPI_Info info, void *baseptr)
```

```
MPI_ALLOC_MEM(SIZE, INFO, BASEPTR, IERROR)
```

```
INTEGER INFO, IERROR
```

```
INTEGER(KIND=MPI_ADDRESS_KIND) SIZE, BASEPTR
```

```
{void* MPI::Alloc_mem(MPI::Aint size, const MPI::Info& info) (binding  
depreciated, see Section 15.2) }
```





```

1 REAL A
2 POINTER (P, A(100,100)) ! no memory is allocated
3 CALL MPI_ALLOC_MEM(4*100*100, MPI_INFO_NULL, P, IERR)
4 ! memory is allocated
5 ...
6 A(3,5) = 2.71;
7 ...
8 CALL MPI_FREE_MEM(A, IERR) ! memory is freed
9

```

Since standard Fortran does not support (C-like) pointers, this code is not Fortran 77 or Fortran 90 code. Some compilers (in particular, at the time of writing, g77 and Fortran compilers for Intel) do not support this code.

**Example 8.2** Same example, in C

```

15 float (* f)[100][100] ;
16 /* no memory is allocated */
17 MPI_Alloc_mem(sizeof(float)*100*100, MPI_INFO_NULL, &f);
18 /* memory allocated */
19 ...
20 (*f)[5][3] = 2.71;
21 ...
22 MPI_Free_mem(f);
23

```

### 8.3 Error Handling

An MPI implementation cannot or may choose not to handle some errors that occur during MPI calls. These can include errors that generate exceptions or traps, such as floating point errors or access violations. The set of errors that are handled by MPI is implementation-dependent. Each such error generates an **MPI exception**.

The above text takes precedence over any text on error handling within this document. Specifically, text that states that errors *will* be handled should be read as *may* be handled.

A user can associate error handlers to three types of objects: communicators, windows, and files. The specified error handling routine will be used for any MPI exception that occurs during a call to MPI for the respective object. MPI calls that are not related to any objects are considered to be attached to the communicator MPI\_COMM\_WORLD. The attachment of error handlers to objects is purely local: different processes may attach different error handlers to corresponding objects.

Several predefined error handlers are available in MPI:

**MPI\_ERRORS\_ARE\_FATAL** The handler, when called, causes the program to abort on all executing processes. This has the same effect as if MPI\_ABORT was called by the process that invoked the handler.

**MPI\_ERRORS\_RETURN** The handler has no effect other than returning the error code to the user.

Implementations may provide additional predefined error handlers and programmers can code their own error handlers.

The error handler `MPI_ERRORS_ARE_FATAL` is associated by default with `MPI_COMM_WORLD` after initialization. Thus, if the user chooses not to control error handling, every error that MPI handles is treated as fatal. Since (almost) all MPI calls return an error code, a user may choose to handle errors in its main code, by testing the return code of MPI calls and executing a suitable recovery code when the call was not successful. In this case, the error handler `MPI_ERRORS_RETURN` will be used. Usually it is more convenient and more efficient not to test for errors after each MPI call, and have such error handled by a non trivial MPI error handler.

After an error is detected, the state of MPI is undefined. That is, using a user-defined error handler, or `MPI_ERRORS_RETURN`, does *not* necessarily allow the user to continue to use MPI after an error is detected. The purpose of these error handlers is to allow a user to issue user-defined error messages and to take actions unrelated to MPI (such as flushing I/O buffers) before a program exits. An MPI implementation is free to allow MPI to continue after an error but is not required to do so.

*Advice to implementors.* A good quality implementation will, to the greatest possible extent, circumscribe the impact of an error, so that normal processing can continue after an error handler was invoked. The implementation documentation will provide information on the possible effect of each class of errors. (*End of advice to implementors.*)

An MPI error handler is an opaque object, which is accessed by a handle. MPI calls are provided to create new error handlers, to associate error handlers with objects, and to test which error handler is associated with an object. C and C++ have distinct typedefs for user defined error handling callback functions that accept communicator, file, and window arguments. In Fortran there are three user routines.

An error handler object is created by a call to `MPI_XXX_CREATE_ERRHANDLER(function, errhandler)`, where XXX is, respectively, `COMM`, `WIN`, or `FILE`.

An error handler is attached to a communicator, window, or file by a call to `MPI_XXX_SET_ERRHANDLER`. The error handler must be either a predefined error handler, or an error handler that was created by a call to `MPI_XXX_CREATE_ERRHANDLER`, with matching XXX. The predefined error handlers `MPI_ERRORS_RETURN` and `MPI_ERRORS_ARE_FATAL` can be attached to communicators, windows, and files. In C++, the predefined error handler `MPI::ERRORS_THROW_EXCEPTIONS` can also be attached to communicators, windows, and files.

The error handler currently associated with a communicator, window, or file can be retrieved by a call to `MPI_XXX_GET_ERRHANDLER`.

The MPI function `MPI_ERRHANDLER_FREE` can be used to free an error handler that was created by a call to `MPI_XXX_CREATE_ERRHANDLER`.

`MPI_{COMM,WIN,FILE}_GET_ERRHANDLER` behave as if a new error handler object is created. That is, once the error handler is no longer needed, `MPI_ERRHANDLER_FREE` should be called with the error handler returned from `MPI_ERRHANDLER_GET` or `MPI_{COMM,WIN,FILE}_GET_ERRHANDLER` to mark the error handler for deallocation. This provides behavior similar to that of `MPI_COMM_GROUP` and `MPI_GROUP_FREE`.

*Advice to implementors.* High-quality implementation should raise an error when an error handler that was created by a call to `MPI_XXX_CREATE_ERRHANDLER` is attached to an object of the wrong type with a call to `MPI_YYY_SET_ERRHANDLER`.

To do so, it is necessary to maintain, with each error handler, information on the typedef of the associated user function. (*End of advice to implementors.*)

The syntax for these calls is given below.

### 8.3.1 Error Handlers for Communicators

MPI\_COMM\_CREATE\_ERRHANDLER(function, errhandler)

IN	function	user defined error handling procedure (function)
OUT	errhandler	MPI error handler (handle)

```
int MPI_Comm_create_errhandler(MPI_Comm_errhandler_function *function,
                               MPI_Errhandler *errhandler)
```

MPI\_COMM\_CREATE\_ERRHANDLER(FUNCTION, ERRHANDLER, IERROR)

EXTERNAL FUNCTION  
INTEGER ERRHANDLER, IERROR

```
{static MPI::Errhandler
    MPI::Comm::Create_errhandler(MPI::Comm::Errhandler_function*
    function) (binding deprecated, see Section 15.2) }
```

Creates an error handler that can be attached to communicators. This function is identical to MPI\_ERRHANDLER\_CREATE, whose use is deprecated.

The user routine should be, in C, a function of type MPI\_Comm\_errhandler\_function, which is defined as

```
typedef void MPI_Comm_errhandler_function(MPI_Comm *, int *, ...);
```

The first argument is the communicator in use. The second is the error code to be returned by the MPI routine that raised the error. If the routine would have returned MPI\_ERR\_IN\_STATUS, it is the error code returned in the status for the request that caused the error handler to be invoked. The remaining arguments are “stdargs” arguments whose number and meaning is implementation-dependent. An implementation should clearly document these arguments. Addresses are used so that the handler may be written in Fortran. This typedef replaces MPI\_Handler\_function, whose use is deprecated.

In Fortran, the user routine should be of the form:

```
SUBROUTINE COMM_ERRHANDLER_FUNCTION(COMM, ERROR_CODE)
    INTEGER COMM, ERROR_CODE
```

In C++, the user routine should be of the form:

```
{typedef void MPI::Comm::Errhandler_function(MPI::Comm &, int *, ...);
    (binding deprecated, see Section 15.2)}
```

*Rationale.* The variable argument list is provided because it provides an ISO-standard hook for providing additional information to the error handler; without this hook, ISO C prohibits additional arguments. (*End of rationale.*)

*Advice to users.* A newly created communicator inherits the error handler that is associated with the “parent” communicator. In particular, the user can specify a “global” error handler for all communicators by associating this handler with the communicator MPI\_COMM\_WORLD immediately after initialization. (*End of advice to users.*)

MPI\_COMM\_SET\_ERRHANDLER(comm, errhandler)

INOUT	comm	communicator (handle)
IN	errhandler	new error handler for communicator (handle)

int MPI\_Comm\_set\_errhandler(MPI\_Comm comm, MPI\_Errhandler errhandler)

MPI\_COMM\_SET\_ERRHANDLER(COMM, ERRHANDLER, IERROR)  
 INTEGER COMM, ERRHANDLER, IERROR

{void MPI::Comm::Set\_errhandler(const MPI::Errhandler& errhandler) (*binding deprecated, see Section 15.2*) }

Attaches a new error handler to a communicator. The error handler must be either a predefined error handler, or an error handler created by a call to MPI\_COMM\_CREATE\_ERRHANDLER. This call is identical to MPI\_ERRHANDLER\_SET, whose use is deprecated.

MPI\_COMM\_GET\_ERRHANDLER(comm, errhandler)

IN	comm	communicator (handle)
OUT	errhandler	error handler currently associated with communicator (handle)

int MPI\_Comm\_get\_errhandler(MPI\_Comm comm, MPI\_Errhandler \*errhandler)

MPI\_COMM\_GET\_ERRHANDLER(COMM, ERRHANDLER, IERROR)  
 INTEGER COMM, ERRHANDLER, IERROR

{MPI::Errhandler MPI::Comm::Get\_errhandler() const (*binding deprecated, see Section 15.2*) }

Retrieves the error handler currently associated with a communicator. This call is identical to MPI\_ERRHANDLER\_GET, whose use is deprecated.

Example: A library function may register at its entry point the current error handler for a communicator, set its own private error handler for this communicator, and restore before exiting the previous error handler.

## 8.3.2 Error Handlers for Windows

MPI\_WIN\_CREATE\_ERRHANDLER(function, errhandler)

IN	function	user defined error handling procedure (function)
OUT	errhandler	MPI error handler (handle)

```
int MPI_Win_create_errhandler(MPI_Win_errhandler_function *function,
                             MPI_Errhandler *errhandler)
```

MPI\_WIN\_CREATE\_ERRHANDLER(FUNCTION, ERRHANDLER, IERROR)

EXTERNAL FUNCTION

INTEGER ERRHANDLER, IERROR

```
{static MPI::Errhandler
    MPI::Win::Create_errhandler(MPI::Win::Errhandler_function*
    function) (binding deprecated, see Section 15.2) }
```

Creates an error handler that can be attached to a window object. The user routine should be, in C, a function of type `MPI_Win_errhandler_function` which is defined as

```
typedef void MPI_Win_errhandler_function(MPI_Win *, int *, ...);
```

The first argument is the window in use, the second is the error code to be returned.

In Fortran, the user routine should be of the form:

```
SUBROUTINE WIN_ERRHANDLER_FUNCTION(WIN, ERROR_CODE)
    INTEGER WIN, ERROR_CODE
```

In C++, the user routine should be of the form:

```
{typedef void MPI::Win::Errhandler_function(MPI::Win &, int *, ...);
    (binding deprecated, see Section 15.2)}
```

MPI\_WIN\_SET\_ERRHANDLER(win, errhandler)

INOUT	win	window (handle)
IN	errhandler	new error handler for window (handle)

```
int MPI_Win_set_errhandler(MPI_Win win, MPI_Errhandler errhandler)
```

MPI\_WIN\_SET\_ERRHANDLER(WIN, ERRHANDLER, IERROR)

INTEGER WIN, ERRHANDLER, IERROR

```
{void MPI::Win::Set_errhandler(const MPI::Errhandler& errhandler) (binding
    deprecated, see Section 15.2) }
```

Attaches a new error handler to a window. The error handler must be either a pre-defined error handler, or an error handler created by a call to `MPI_WIN_CREATE_ERRHANDLER`.

```

MPI_WIN_GET_ERRHANDLER(win, errhandler) 1
    IN      win                window (handle) 2
    OUT     errhandler          error handler currently associated with window (handle) 3
                                                4
                                                5

```

```

int MPI_Win_get_errhandler(MPI_Win win, MPI_Errhandler *errhandler) 6

```

```

MPI_WIN_GET_ERRHANDLER(WIN, ERRHANDLER, IERROR) 7
    INTEGER WIN, ERRHANDLER, IERROR 8

```

```

{MPI::Errhandler MPI::Win::Get_errhandler() const(binding deprecated, see 9
    Section 15.2) } 10

```

Retrieves the error handler currently associated with a window. 11

### 8.3.3 Error Handlers for Files 12

```

MPI_FILE_CREATE_ERRHANDLER(function, errhandler) 13

```

```

    IN      function            user defined error handling procedure (function) 14
    OUT     errhandler          MPI error handler (handle) 15

```

```

int MPI_File_create_errhandler(MPI_File_errhandler_function *function, 16
    MPI_Errhandler *errhandler) 17

```

```

MPI_FILE_CREATE_ERRHANDLER(FUNCTION, ERRHANDLER, IERROR) 18
    EXTERNAL FUNCTION 19
    INTEGER ERRHANDLER, IERROR 20

```

```

{static MPI::Errhandler 21
    MPI::File::Create_errhandler(MPI::File::Errhandler_function* 22
    function)(binding deprecated, see Section 15.2) } 23

```

Creates an error handler that can be attached to a file object. The user routine should be, in C, a function of type `MPI_File_errhandler_function`, which is defined as 24

```

typedef void MPI_File_errhandler_function(MPI_File *, int *, ...); 25

```

The first argument is the file in use, the second is the error code to be returned. 26

In Fortran, the user routine should be of the form: 27

```

SUBROUTINE FILE_ERRHANDLER_FUNCTION(FILE, ERROR_CODE) 28
    INTEGER FILE, ERROR_CODE 29

```

In C++, the user routine should be of the form: 30

```

{typedef void MPI::File::Errhandler_function(MPI::File &, int *, ...); 31
    (binding deprecated, see Section 15.2)} 32

```

1 MPI\_FILE\_SET\_ERRHANDLER(file, errhandler)

2     INOUT    file                                 file (handle)

3     IN        errhandler                         new error handler for file (handle)

4     5  
6 int MPI\_File\_set\_errhandler(MPI\_File file, MPI\_Errhandler errhandler)

7 MPI\_FILE\_SET\_ERRHANDLER(FILE, ERRHANDLER, IERROR)

8     INTEGER FILE, ERRHANDLER, IERROR

9  
10 {void MPI::File::Set\_errhandler(const MPI::Errhandler& errhandler) (*binding*  
11                                 *deprecated, see Section 15.2*) }

12  
13     Attaches a new error handler to a file. The error handler must be either a predefined  
14 error handler, or an error handler created by a call to MPI\_FILE\_CREATE\_ERRHANDLER.

15  
16 MPI\_FILE\_GET\_ERRHANDLER(file, errhandler)

17     IN        file                                 file (handle)

18     OUT       errhandler                         error handler currently associated with file (handle)

19  
20  
21 int MPI\_File\_get\_errhandler(MPI\_File file, MPI\_Errhandler \*errhandler)

22 MPI\_FILE\_GET\_ERRHANDLER(FILE, ERRHANDLER, IERROR)

23     INTEGER FILE, ERRHANDLER, IERROR

24  
25 {MPI::Errhandler MPI::File::Get\_errhandler() const (*binding deprecated, see*  
26                                 *Section 15.2*) }

27  
28     Retrieves the error handler currently associated with a file.

### 29 8.3.4 Freeing Errorhandlers and Retrieving Error Strings

30  
31  
32  
33 MPI\_ERRHANDLER\_FREE( errhandler )

34     INOUT    errhandler                         MPI error handler (handle)

35  
36  
37 int MPI\_Errhandler\_free(MPI\_Errhandler \*errhandler)

38 MPI\_ERRHANDLER\_FREE(ERRHANDLER, IERROR)

39     INTEGER ERRHANDLER, IERROR

40  
41 {void MPI::Errhandler::Free() (*binding deprecated, see Section 15.2*) }

42  
43     Marks the error handler associated with errhandler for deallocation and sets errhandler  
44 to MPI\_ERRHANDLER\_NULL. The error handler will be deallocated after all the objects  
45 associated with it (communicator, window, or file) have been deallocated.



```

MPI_ERROR_STRING( errorcode, string, resultlen )
    IN      errorcode      Error code returned by an MPI routine
    OUT     string         Text that corresponds to the errorcode
    OUT     resultlen      Length (in printable characters) of the result returned
                                in string

int MPI_Error_string(int errorcode, char *string, int *resultlen)

MPI_ERROR_STRING(ERRORCODE, STRING, RESULTLEN, IERROR)
    INTEGER ERRORCODE, RESULTLEN, IERROR
    CHARACTER*(*) STRING

{void MPI::Get_error_string(int errorcode, char* name,
    int& resultlen) (binding deprecated, see Section 15.2) }

```

Returns the error string associated with an error code or class. The argument `string` must represent storage that is at least `MPI_MAX_ERROR_STRING` characters long.

The number of characters actually written is returned in the output argument, `resultlen`.

*Rationale.* The form of this function was chosen to make the Fortran and C bindings similar. A version that returns a pointer to a string has two difficulties. First, the return string must be statically allocated and different for each error message (allowing the pointers returned by successive calls to `MPI_ERROR_STRING` to point to the correct message). Second, in Fortran, a function declared as returning `CHARACTER*(*)` can not be referenced in, for example, a `PRINT` statement. (*End of rationale.*)

## 8.4 Error Codes and Classes

The error codes returned by MPI are left entirely to the implementation (with the exception of `MPI_SUCCESS`). This is done to allow an implementation to provide as much information as possible in the error code (for use with `MPI_ERROR_STRING`).

To make it possible for an application to interpret an error code, the routine `MPI_ERROR_CLASS` converts any error code into one of a small set of standard error codes, called *error classes*. Valid error classes are shown in Table 8.1 and Table 8.2.

The error classes are a subset of the error codes: an MPI function may return an error class number; and the function `MPI_ERROR_STRING` can be used to compute the error string associated with an error class. An MPI error class is a valid MPI error code. Specifically, the values defined for MPI error classes are valid MPI error codes.

The error codes satisfy,

$$0 = \text{MPI\_SUCCESS} < \text{MPI\_ERR\_...} \leq \text{MPI\_ERR\_LASTCODE}.$$

*Rationale.* The difference between `MPI_ERR_UNKNOWN` and `MPI_ERR_OTHER` is that `MPI_ERROR_STRING` can return useful information about `MPI_ERR_OTHER`.

Note that `MPI_SUCCESS = 0` is necessary to be consistent with C practice; the separation of error classes and error codes allows us to define the error classes this way. Having a known `LASTCODE` is often a nice sanity check as well. (*End of rationale.*)

1		
2		
3	MPI_SUCCESS	No error
4	MPI_ERR_BUFFER	Invalid buffer pointer
5	MPI_ERR_COUNT	Invalid count argument
6	MPI_ERR_TYPE	Invalid datatype argument
7	MPI_ERR_TAG	Invalid tag argument
8	MPI_ERR_COMM	Invalid communicator
9	MPI_ERR_RANK	Invalid rank
10	MPI_ERR_REQUEST	Invalid request (handle)
11	MPI_ERR_ROOT	Invalid root
12	MPI_ERR_GROUP	Invalid group
13	MPI_ERR_OP	Invalid operation
14	MPI_ERR_TOPOLOGY	Invalid topology
15	MPI_ERR_DIMS	Invalid dimension argument
16	MPI_ERR_ARG	Invalid argument of some other kind
17	MPI_ERR_UNKNOWN	Unknown error
18	MPI_ERR_TRUNCATE	Message truncated on receive
19	MPI_ERR_OTHER	Known error not in this list
20	MPI_ERR_INTERN	Internal MPI (implementation) error
21	MPI_ERR_IN_STATUS	Error code is in status
22	MPI_ERR_PENDING	Pending request
23	MPI_ERR_KEYVAL	Invalid keyval has been passed
24	MPI_ERR_NO_MEM	MPI_ALLOC_MEM failed because memory
25		is exhausted
26	MPI_ERR_BASE	Invalid base passed to MPI_FREE_MEM
27	MPI_ERR_INFO_KEY	Key longer than MPI_MAX_INFO_KEY
28	MPI_ERR_INFO_VALUE	Value longer than MPI_MAX_INFO_VAL
29	MPI_ERR_INFO_NOKEY	Invalid key passed to MPI_INFO_DELETE
30	MPI_ERR_SPAWN	Error in spawning processes
31	MPI_ERR_PORT	Invalid port name passed to
32		MPI_COMM_CONNECT
33	MPI_ERR_SERVICE	Invalid service name passed to
34		MPI_UNPUBLISH_NAME
35	MPI_ERR_NAME	Invalid service name passed to
36		MPI_LOOKUP_NAME
37	MPI_ERR_WIN	Invalid win argument
38	MPI_ERR_SIZE	Invalid size argument
39	MPI_ERR_DISP	Invalid disp argument
40	MPI_ERR_INFO	Invalid info argument
41	MPI_ERR_LOCKTYPE	Invalid locktype argument
42	MPI_ERR_ASSERT	Invalid assert argument
43	MPI_ERR_RMA_CONFLICT	Conflicting accesses to window
44	MPI_ERR_RMA_SYNC	Wrong synchronization of RMA calls
45		
46		
47		
48		

Table 8.1: Error classes (Part 1)

MPI_ERR_FILE	Invalid file handle	1
MPI_ERR_NOT_SAME	Collective argument not identical on all processes, or collective routines called in a different order by different processes	2 3 4
MPI_ERR_AMODE	Error related to the <code>amode</code> passed to <code>MPI_FILE_OPEN</code>	5 6
MPI_ERR_UNSUPPORTED_DATAREP	Unsupported <code>datarep</code> passed to <code>MPI_FILE_SET_VIEW</code>	7 8
MPI_ERR_UNSUPPORTED_OPERATION	Unsupported operation, such as seeking on a file which supports sequential access only	9 10
MPI_ERR_NO_SUCH_FILE	File does not exist	11
MPI_ERR_FILE_EXISTS	File exists	12
MPI_ERR_BAD_FILE	Invalid file name (e.g., path name too long)	13
MPI_ERR_ACCESS	Permission denied	14
MPI_ERR_NO_SPACE	Not enough space	15
MPI_ERR_QUOTA	Quota exceeded	16
MPI_ERR_READ_ONLY	Read-only file or file system	17
MPI_ERR_FILE_IN_USE	File operation could not be completed, as the file is currently open by some process	18 19
MPI_ERR_DUP_DATAREP	Conversion functions could not be registered because a data representation identifier that was already defined was passed to <code>MPI_REGISTER_DATAREP</code>	20 21 22 23
MPI_ERR_CONVERSION	An error occurred in a user supplied data conversion function.	24 25
MPI_ERR_IO	Other I/O error	26
MPI_ERR_LASTCODE	Last error code	27

Table 8.2: Error classes (Part 2)

```

MPI_ERROR_CLASS( errorcode, errorclass )
    IN      errorcode      Error code returned by an MPI routine
    OUT     errorclass     Error class associated with errorcode

int MPI_Error_class(int errorcode, int *errorclass)

MPI_ERROR_CLASS(ERRORCODE, ERRORCLASS, IERROR)
    INTEGER ERRORCODE, ERRORCLASS, IERROR

{int MPI::Get_error_class(int errorcode) (binding deprecated, see Section 15.2) }

    The function MPI_ERROR_CLASS maps each standard error code (error class) onto
    itself.

```

## 8.5 Error Classes, Error Codes, and Error Handlers

Users may want to write a layered library on top of an existing MPI implementation, and this library may have its own set of error codes and classes. An example of such a library is an I/O library based on MPI, see Chapter 13 on page 417. For this purpose, functions are needed to:

1. add a new error class to the ones an MPI implementation already knows.
2. associate error codes with this error class, so that `MPI_ERROR_CLASS` works.
3. associate strings with these error codes, so that `MPI_ERROR_STRING` works.
4. invoke the error handler associated with a communicator, window, or object.

Several functions are provided to do this. They are all local. No functions are provided to free error classes or codes: it is not expected that an application will generate them in significant numbers.

`MPI_ADD_ERROR_CLASS(errorclass)`

OUT      errorclass                                  value for the new error class (integer)

```
int MPI_Add_error_class(int *errorclass)
```

```
MPI_ADD_ERROR_CLASS(ERRORCLASS, IERROR)
    INTEGER ERRORCLASS, IERROR
```

```
{int MPI::Add_error_class() (binding deprecated, see Section 15.2) }
```

Creates a new error class and returns the value for it.

*Rationale.* To avoid conflicts with existing error codes and classes, the value is set by the implementation and not by the user. (*End of rationale.*)

*Advice to implementors.* A high-quality implementation will return the value for a new `errorclass` in the same deterministic way on all processes. (*End of advice to implementors.*)

*Advice to users.* Since a call to `MPI_ADD_ERROR_CLASS` is local, the same `errorclass` may not be returned on all processes that make this call. Thus, it is not safe to assume that registering a new error on a set of processes at the same time will yield the same `errorclass` on all of the processes. However, if an implementation returns the new `errorclass` in a deterministic way, and they are always generated in the same order on the same set of processes (for example, all processes), then the value will be the same. However, even if a deterministic algorithm is used, the value can vary across processes. This can happen, for example, if different but overlapping groups of processes make a series of calls. As a result of these issues, getting the “same” error on multiple processes may not cause the same value of error code to be generated. (*End of advice to users.*)

The value of `MPI_ERR_LASTCODE` is a constant value and is not affected by new user-defined error codes and classes. Instead, a predefined attribute key `MPI_LASTUSEDCLASS` is associated with `MPI_COMM_WORLD`. The attribute value corresponding to this key is the current maximum error class including the user-defined ones. This is a local value and may be different on different processes. The value returned by this key is always greater than or equal to `MPI_ERR_LASTCODE`.

*Advice to users.* The value returned by the key `MPI_LASTUSEDCLASS` will not change unless the user calls a function to explicitly add an error class/code. In a multi-threaded environment, the user must take extra care in assuming this value has not changed. Note that error codes and error classes are not necessarily dense. A user may not assume that each error class below `MPI_LASTUSEDCLASS` is valid. (*End of advice to users.*)

`MPI_ADD_ERROR_CODE(errorclass, errorcode)`

IN	errorclass	error class (integer)
OUT	errorcode	new error code to associated with errorclass (integer)

`int MPI_Add_error_code(int errorclass, int *errorcode)`

`MPI_ADD_ERROR_CODE(ERRORCLASS, ERRORCODE, IERROR)`  
`INTEGER ERRORCLASS, ERRORCODE, IERROR`

`{int MPI::Add_error_code(int errorclass) (binding deprecated, see Section 15.2) }`

Creates new error code associated with `errorclass` and returns its value in `errorcode`.

*Rationale.* To avoid conflicts with existing error codes and classes, the value of the new error code is set by the implementation and not by the user. (*End of rationale.*)

*Advice to implementors.* A high-quality implementation will return the value for a new `errorcode` in the same deterministic way on all processes. (*End of advice to implementors.*)

`MPI_ADD_ERROR_STRING(errorcode, string)`

IN	errorcode	error code or class (integer)
IN	string	text corresponding to errorcode (string)

`int MPI_Add_error_string(int errorcode, char *string)`

`MPI_ADD_ERROR_STRING(ERRORCODE, STRING, IERROR)`  
`INTEGER ERRORCODE, IERROR`  
`CHARACTER*(*) STRING`

`{void MPI::Add_error_string(int errorcode, const char* string) (binding deprecated, see Section 15.2) }`

1 Associates an error string with an error code or class. The string must be no more  
 2 than `MPI_MAX_ERROR_STRING` characters long. The length of the string is as defined in  
 3 the calling language. The length of the string does not include the null terminator in C  
 4 or C++. Trailing blanks will be stripped in Fortran. Calling `MPI_ADD_ERROR_STRING`  
 5 for an errorcode that already has a string will replace the old string with the new string.  
 6 It is erroneous to call `MPI_ADD_ERROR_STRING` for an error code or class with a value  
 7  $\leq$  `MPI_ERR_LASTCODE`.

8 If `MPI_ERROR_STRING` is called when no string has been set, it will return a empty  
 9 string (all spaces in Fortran, "" in C and C++).

10 Section 8.3 on page 302 describes the methods for creating and associating error han-  
 11 dlers with communicators, files, and windows.

12  
 13  
 14 `MPI_COMM_CALL_ERRHANDLER` (`comm`, `errorcode`)

15 IN `comm` communicator with error handler (handle)

16 IN `errorcode` error code (integer)

17  
 18  
 19 `int MPI_Comm_call_errhandler(MPI_Comm comm, int errorcode)`

20 `MPI_COMM_CALL_ERRHANDLER(COMM, ERRORCODE, IERROR)`

21 `INTEGER COMM, ERRORCODE, IERROR`

22  
 23 {`void MPI::Comm::Call_errhandler(int errorcode) const` (*binding deprecated, see*  
 24 *Section 15.2*) }

25  
 26 This function invokes the error handler assigned to the communicator with the error  
 27 code supplied. This function returns `MPI_SUCCESS` in C and C++ and the same value in  
 28 `IERROR` if the error handler was successfully called (assuming the process is not aborted  
 29 and the error handler returns).

30  
 31 *Advice to users.* Users should note that the default error handler is  
 32 `MPI_ERRORS_ARE_FATAL`. Thus, calling `MPI_COMM_CALL_ERRHANDLER` will abort  
 33 the `comm` processes if the default error handler has not been changed for this com-  
 34 municator or on the parent before the communicator was created. (*End of advice to*  
 35 *users.*)

36  
 37  
 38 `MPI_WIN_CALL_ERRHANDLER` (`win`, `errorcode`)

39 IN `win` window with error handler (handle)

40 IN `errorcode` error code (integer)

41  
 42  
 43 `int MPI_Win_call_errhandler(MPI_Win win, int errorcode)`

44 `MPI_WIN_CALL_ERRHANDLER(WIN, ERRORCODE, IERROR)`

45 `INTEGER WIN, ERRORCODE, IERROR`

46  
 47 {`void MPI::Win::Call_errhandler(int errorcode) const` (*binding deprecated, see*  
 48 *Section 15.2*) }

This function invokes the error handler assigned to the window with the error code supplied. This function returns `MPI_SUCCESS` in C and C++ and the same value in `IERROR` if the error handler was successfully called (assuming the process is not aborted and the error handler returns).

*Advice to users.* As with communicators, the default error handler for windows is `MPI_ERRORS_ARE_FATAL`. (*End of advice to users.*)

`MPI_FILE_CALL_ERRHANDLER` (fh, errorcode)

IN fh file with error handler (handle)

IN errorcode error code (integer)

`int MPI_File_call_errhandler(MPI_File fh, int errorcode)`

`MPI_FILE_CALL_ERRHANDLER(FH, ERRORCODE, IERROR)`

INTEGER FH, ERRORCODE, IERROR

{void MPI::File::Call\_errhandler(int errorcode) const (*binding deprecated, see Section 15.2*) }

This function invokes the error handler assigned to the file with the error code supplied. This function returns `MPI_SUCCESS` in C and C++ and the same value in `IERROR` if the error handler was successfully called (assuming the process is not aborted and the error handler returns).

*Advice to users.* Unlike errors on communicators and windows, the default behavior for files is to have `MPI_ERRORS_RETURN`. (*End of advice to users.*)

*Advice to users.* Users are warned that handlers should not be called recursively with `MPI_COMM_CALL_ERRHANDLER`, `MPI_FILE_CALL_ERRHANDLER`, or `MPI_WIN_CALL_ERRHANDLER`. Doing this can create a situation where an infinite recursion is created. This can occur if `MPI_COMM_CALL_ERRHANDLER`, `MPI_FILE_CALL_ERRHANDLER`, or `MPI_WIN_CALL_ERRHANDLER` is called inside an error handler.

Error codes and classes are associated with a process. As a result, they may be used in any error handler. Error handlers should be prepared to deal with any error code they are given. Furthermore, it is good practice to only call an error handler with the appropriate error codes. For example, file errors would normally be sent to the file error handler. (*End of advice to users.*)

## 8.6 Timers and Synchronization

MPI defines a timer. A timer is specified even though it is not “message-passing,” because timing parallel programs is important in “performance debugging” and because existing timers (both in POSIX 1003.1-1988 and 1003.4D 14.1 and in Fortran 90) are either inconvenient or do not provide adequate access to high-resolution timers. See also Section 2.6.5 on page 21.

```

1 MPI_WTIME()
2
3 double MPI_Wtime(void)
4
5 DOUBLE PRECISION MPI_WTIME()
6 {double MPI::Wtime() (binding deprecated, see Section 15.2) }

```

MPI\_WTIME returns a floating-point number of seconds, representing elapsed wall-clock time since some time in the past.

The “time in the past” is guaranteed not to change during the life of the process. The user is responsible for converting large numbers of seconds to other units if they are preferred.

This function is portable (it returns seconds, not “ticks”), it allows high-resolution, and carries no unnecessary baggage. One would use it like this:

```

15 {
16     double starttime, endtime;
17     starttime = MPI_Wtime();
18     .... stuff to be timed ...
19     endtime   = MPI_Wtime();
20     printf("That took %f seconds\n",endtime-starttime);
21 }

```

The times returned are local to the node that called them. There is no requirement that different nodes return “the same time.” (But see also the discussion of MPI\_WTIME\_IS\_GLOBAL).

```

28 MPI_WTICK()
29
30 double MPI_Wtick(void)
31
32 DOUBLE PRECISION MPI_WTICK()
33 {double MPI::Wtick() (binding deprecated, see Section 15.2) }

```

MPI\_WTICK returns the resolution of MPI\_WTIME in seconds. That is, it returns, as a double precision value, the number of seconds between successive clock ticks. For example, if the clock is implemented by the hardware as a counter that is incremented every millisecond, the value returned by MPI\_WTICK should be  $10^{-3}$ .

## 8.7 Startup

One goal of MPI is to achieve *source code portability*. By this we mean that a program written using MPI and complying with the relevant language standards is portable as written, and must not require any source code changes when moved from one system to another. This explicitly does *not* say anything about how an MPI program is started or launched from the command line, nor what the user must do to set up the environment in which an MPI program will run. However, an implementation may require some setup to be performed



before other MPI routines may be called. To provide for this, MPI includes an initialization routine MPI\_INIT.

MPI\_INIT()

```
int MPI_Init(int *argc, char ***argv)
```

```
MPI_INIT(IERROR)
```

```
    INTEGER IERROR
```

```
{void MPI::Init(int& argc, char**& argv) (binding deprecated, see Section 15.2) }
```

```
{void MPI::Init() (binding deprecated, see Section 15.2) }
```

All MPI programs must contain exactly one call to an MPI initialization routine: MPI\_INIT or MPI\_INIT\_THREAD. Subsequent calls to any initialization routines are erroneous. The only MPI functions that may be invoked before the MPI initialization routines are called are MPI\_GET\_VERSION, MPI\_INITIALIZED, and MPI\_FINALIZED. The version for ISO C accepts the `argc` and `argv` that are provided by the arguments to `main` or `NULL`:

```
int main(int argc, char **argv)
```

```
{
```

```
    MPI_Init(&argc, &argv);
```

```
    /* parse arguments */
```

```
    /* main program    */
```

```
    MPI_Finalize();    /* see below */
```

```
}
```

The Fortran version takes only IERROR.

Conforming implementations of MPI are required to allow applications to pass `NULL` for both the `argc` and `argv` arguments of `main` in C and C++. In C++, there is an alternative binding for `MPI::Init` that does not have these arguments at all.

*Rationale.* In some applications, libraries may be making the call to `MPI_Init`, and may not have access to `argc` and `argv` from `main`. It is anticipated that applications requiring special information about the environment or information supplied by `mpiexec` can get that information from environment variables. (*End of rationale.*)

MPI\_FINALIZE()

```
int MPI_Finalize(void)
```

```
MPI_FINALIZE(IERROR)
```

```
    INTEGER IERROR
```

```
{void MPI::Finalize() (binding deprecated, see Section 15.2) }
```

1 This routine cleans up all MPI state. Each process must call `MPI_FINALIZE` before  
 2 it exits. Unless there has been a call to `MPI_ABORT`, each process must ensure that all  
 3 pending nonblocking communications are (locally) complete before calling `MPI_FINALIZE`.  
 4 Further, at the instant at which the last process calls `MPI_FINALIZE`, all pending sends  
 5 must be matched by a receive, and all pending receives must be matched by a send.

6 For example, the following program is correct:

```
7
8         Process 0                Process 1
9         -----                -----
10        MPI_Init();              MPI_Init();
11        MPI_Send(dest=1);        MPI_Recv(src=0);
12        MPI_Finalize();          MPI_Finalize();
```

13 Without the matching receive, the program is erroneous:

```
14
15        Process 0                Process 1
16        -----                -----
17        MPI_Init();              MPI_Init();
18        MPI_Send (dest=1);       MPI_Finalize();
19        MPI_Finalize();          MPI_Finalize();
```

20  
 21 A successful return from a blocking communication operation or from `MPI_WAIT` or  
 22 `MPI_TEST` tells the user that the buffer can be reused and means that the communication  
 23 is completed by the user, but does not guarantee that the local process has no more work  
 24 to do. A successful return from `MPI_REQUEST_FREE` with a request handle generated by  
 25 an `MPI_ISEND` nullifies the handle but provides no assurance of operation completion. The  
 26 `MPI_ISEND` is complete only when it is known by some means that a matching receive has  
 27 completed. `MPI_FINALIZE` guarantees that all local actions required by communications  
 28 the user has completed will, in fact, occur before it returns.

29 `MPI_FINALIZE` guarantees nothing about pending communications that have not been  
 30 completed (completion is assured only by `MPI_WAIT`, `MPI_TEST`, or `MPI_REQUEST_FREE`  
 31 combined with some other verification of completion).

32 **Example 8.3** This program is correct:

```
33
34 rank 0                rank 1
35 =====
36 ...
37 MPI_Isend();          MPI_Recv();
38 MPI_Request_free();   MPI_Barrier();
39 MPI_Barrier();        MPI_Finalize();
40 MPI_Finalize();       exit();
41 exit();
```

42  
 43 **Example 8.4** This program is erroneous and its behavior is undefined:

```

rank 0                                rank 1                                1
=====                                =====                                2
...                                    ...                                    3
MPI_Isend();                           MPI_Recv();                             4
MPI_Request_free();                     MPI_Finalize();                           5
MPI_Finalize();                          exit();                                    6
exit();                                   7

```

If no `MPI_BUFFER_DETACH` occurs between an `MPI_BSEND` (or other buffered send) and `MPI_FINALIZE`, the `MPI_FINALIZE` implicitly supplies the `MPI_BUFFER_DETACH`.

**Example 8.5** This program is correct, and after the `MPI_Finalize`, it is as if the buffer had been detached.

```

rank 0                                rank 1                                14
=====                                =====                                15
...                                    ...                                    16
buffer = malloc(1000000);                MPI_Recv();                             17
MPI_Buffer_attach();                     MPI_Finalize();                           18
MPI_Bsend();                              exit();                                    19
MPI_Finalize();                           20
free(buffer);                             21
exit();                                    22

```

**Example 8.6** In this example, `MPI_Iprobe()` must return a `FALSE` flag. `MPI_Test_cancelled()` must return a `TRUE` flag, independent of the relative order of execution of `MPI_Cancel()` in process 0 and `MPI_Finalize()` in process 1.

The `MPI_Iprobe()` call is there to make sure the implementation knows that the “tag1” message exists at the destination, without being able to claim that the user knows about it.

```

rank 0                                rank 1                                31
=====                                =====                                32
MPI_Init();                               MPI_Init();                               33
MPI_Isend(tag1);                          34
MPI_Barrier();                             MPI_Barrier();                             35
                                           MPI_Iprobe(tag2);                           36
MPI_Barrier();                             MPI_Barrier();                             37
                                           MPI_Finalize();                             38
                                           exit();                                       39
MPI_Cancel();                               40
MPI_Wait();                                 41
MPI_Test_cancelled();                       42
MPI_Finalize();                             43
exit();                                     44

```

*Advice to implementors.* An implementation may need to delay the return from `MPI_FINALIZE` until all potential future message cancellations have been processed.

1 One possible solution is to place a barrier inside `MPI_FINALIZE` (*End of advice to*  
 2 *implementors.*)

3  
 4 Once `MPI_FINALIZE` returns, no MPI routine (not even `MPI_INIT`) may be called, ex-  
 5 cept for `MPI_GET_VERSION`, `MPI_INITIALIZED`, and `MPI_FINALIZED`. Each process must  
 6 complete any pending communication it initiated before it calls `MPI_FINALIZE`. If the call  
 7 returns, each process may continue local computations, or exit, without participating in  
 8 further MPI communication with other processes. `MPI_FINALIZE` is collective over all con-  
 9 nected processes. If no processes were spawned, accepted or connected then this means over  
 10 `MPI_COMM_WORLD`; otherwise it is collective over the union of all processes that have been  
 11 and continue to be connected, as explained in Section 10.5.4 on page 358.

12  
 13 *Advice to implementors.* Even though a process has completed all the communication  
 14 it initiated, such communication may not yet be completed from the viewpoint of the  
 15 underlying MPI system. E.g., a blocking send may have completed, even though the  
 16 data is still buffered at the sender. The MPI implementation must ensure that a  
 17 process has completed any involvement in MPI communication before `MPI_FINALIZE`  
 18 returns. Thus, if a process exits after the call to `MPI_FINALIZE`, this will not cause  
 19 an ongoing communication to fail. (*End of advice to implementors.*)

20  
 21 Although it is not required that all processes return from `MPI_FINALIZE`, it is required  
 22 that at least process 0 in `MPI_COMM_WORLD` return, so that users can know that the MPI  
 23 portion of the computation is over. In addition, in a POSIX environment, they may desire  
 24 to supply an exit code for each process that returns from `MPI_FINALIZE`.

25 **Example 8.7** The following illustrates the use of requiring that at least one process return  
 26 and that it be known that process 0 is one of the processes that return. One wants code  
 27 like the following to work no matter how many processes return.

```
28
29
30     ...
31     MPI_Comm_rank(MPI_COMM_WORLD, &myrank);
32     ...
33     MPI_Finalize();
34     if (myrank == 0) {
35         resultfile = fopen("outfile","w");
36         dump_results(resultfile);
37         fclose(resultfile);
38     }
39     exit(0);
```

40  
 41  
 42 `MPI_INITIALIZED( flag )`

43 OUT flag Flag is true if `MPI_INIT` has been called and false  
 44 otherwise.

45  
 46 `int MPI_Initialized(int *flag)`

47  
 48 `MPI_INITIALIZED(FLAG, IERROR)`

```

LOGICAL FLAG 1
INTEGER IERROR 2
{bool MPI::Is_initialized() (binding deprecated, see Section 15.2) } 3
4
This routine may be used to determine whether MPI_INIT has been called. 5
MPI_INITIALIZED returns true if the calling process has called MPI_INIT. Whether 6
MPI_FINALIZE has been called does not affect the behavior of MPI_INITIALIZED. It is one 7
of the few routines that may be called before MPI_INIT is called. 8
9
10
MPI_ABORT( comm, errorcode ) 11
    IN      comm      communicator of tasks to abort 12
    IN      errorcode  error code to return to invoking environment 13
14
int MPI_Abort(MPI_Comm comm, int errorcode) 15
16
MPI_ABORT(COMM, ERRORCODE, IERROR) 17
    INTEGER COMM, ERRORCODE, IERROR 18
19
{void MPI::Comm::Abort(int errorcode) (binding deprecated, see Section 15.2) } 20

```

This routine makes a “best attempt” to abort all tasks in the group of `comm`. This function does not require that the invoking environment take any action with the error code. However, a Unix or POSIX environment should handle this as a `return errorcode` from the main program.

It may not be possible for an MPI implementation to abort only the processes represented by `comm` if this is a subset of the processes. In this case, the MPI implementation should attempt to abort all the connected processes but should not abort any unconnected processes. If no processes were spawned, accepted or connected then this has the effect of aborting all the processes associated with `MPI_COMM_WORLD`.

*Rationale.* The communicator argument is provided to allow for future extensions of MPI to environments with, for example, dynamic process management. In particular, it allows but does not require an MPI implementation to abort a subset of `MPI_COMM_WORLD`. (*End of rationale.*)

*Advice to users.* Whether the errorcode is returned from the executable or from the MPI process startup mechanism (e.g., `mpiexec`), is an aspect of quality of the MPI library but not mandatory. (*End of advice to users.*)

*Advice to implementors.* Where possible, a high-quality implementation will try to return the errorcode from the MPI process startup mechanism (e.g. `mpiexec` or `singleton init`). (*End of advice to implementors.*)

### 8.7.1 Allowing User Functions at Process Termination

There are times in which it would be convenient to have actions happen when an MPI process finishes. For example, a routine may do initializations that are useful until the MPI job (or that part of the job that being terminated in the case of dynamically created processes) is

finished. This can be accomplished in MPI by attaching an attribute to MPI\_COMM\_SELF with a callback function. When MPI\_FINALIZE is called, it will first execute the equivalent of an MPI\_COMM\_FREE on MPI\_COMM\_SELF. This will cause the delete callback function to be executed on all keys associated with MPI\_COMM\_SELF, in the reverse order that they were set on MPI\_COMM\_SELF. If no key has been attached to MPI\_COMM\_SELF, then no callback is invoked. The “freeing” of MPI\_COMM\_SELF occurs before any other parts of MPI are affected. Thus, for example, calling MPI\_FINALIZED will return false in any of these callback functions. Once done with MPI\_COMM\_SELF, the order and rest of the actions taken by MPI\_FINALIZE is not specified.

*Advice to implementors.* Since attributes can be added from any supported language, the MPI implementation needs to remember the creating language so the correct callback is made. Implementations that use the attribute delete callback on MPI\_COMM\_SELF internally should register their internal callbacks before returning from MPI\_INIT / MPI\_INIT\_THREAD, so that libraries or applications will not have portions of the MPI implementation shut down before the application-level callbacks are made. (*End of advice to implementors.*)

### 8.7.2 Determining Whether MPI Has Finished

One of the goals of MPI was to allow for layered libraries. In order for a library to do this cleanly, it needs to know if MPI is active. In MPI the function MPI\_INITIALIZED was provided to tell if MPI had been initialized. The problem arises in knowing if MPI has been finalized. Once MPI has been finalized it is no longer active and cannot be restarted. A library needs to be able to determine this to act accordingly. To achieve this the following function is needed:

MPI\_FINALIZED(flag)

OUT flag true if MPI was finalized (logical)

```
int MPI_Finalized(int *flag)
```

```
MPI_FINALIZED(FLAG, IERROR)
```

```
LOGICAL FLAG
```

```
INTEGER IERROR
```

```
{bool MPI::Is_finalized() (binding deprecated, see Section 15.2) }
```

This routine returns true if MPI\_FINALIZE has completed. It is legal to call MPI\_FINALIZED before MPI\_INIT and after MPI\_FINALIZE.

*Advice to users.* MPI is “active” and it is thus safe to call MPI functions if MPI\_INIT has completed and MPI\_FINALIZE has not completed. If a library has no other way of knowing whether MPI is active or not, then it can use MPI\_INITIALIZED and MPI\_FINALIZED to determine this. For example, MPI is “active” in callback functions that are invoked during MPI\_FINALIZE. (*End of advice to users.*)

## 8.8 Portable MPI Process Startup

A number of implementations of MPI provide a startup command for MPI programs that is of the form

```
mpirun <mpirun arguments> <program> <program arguments>
```

Separating the command to start the program from the program itself provides flexibility, particularly for network and heterogeneous implementations. For example, the startup script need not run on one of the machines that will be executing the MPI program itself.

Having a standard startup mechanism also extends the portability of MPI programs one step further, to the command lines and scripts that manage them. For example, a validation suite script that runs hundreds of programs can be a portable script if it is written using such a standard startup mechanism. In order that the “standard” command not be confused with existing practice, which is not standard and not portable among implementations, instead of `mpirun` MPI specifies `mpiexec`.

While a standardized startup mechanism improves the usability of MPI, the range of environments is so diverse (e.g., there may not even be a command line interface) that MPI cannot mandate such a mechanism. Instead, MPI specifies an `mpiexec` startup command and recommends but does not require it, as advice to implementors. However, if an implementation does provide a command called `mpiexec`, it must be of the form described below.

It is suggested that

```
mpiexec -n <numprocs> <program>
```

be at least one way to start `<program>` with an initial `MPI_COMM_WORLD` whose group contains `<numprocs>` processes. Other arguments to `mpiexec` may be implementation-dependent.

*Advice to implementors.* Implementors, if they do provide a special startup command for MPI programs, are advised to give it the following form. The syntax is chosen in order that `mpiexec` be able to be viewed as a command-line version of `MPI_COMM_SPAWN` (See Section 10.3.4).

Analogous to `MPI_COMM_SPAWN`, we have

```
[
    mpiexec -n    <maxprocs>
            -soft <      >
            -host <      >
            -arch <      >
            -wdir <      >
            -path <      >
            -file <      >
            ...
            <command line>
]
```

1  
2  
3  
4  
5  
6  
7  
8  
9  
10  
11  
12  
13  
14  
15  
16  
17  
18  
19  
20  
21  
22  
23  
24  
25  
26  
27  
28  
29  
30  
31  
32  
33  
34 ticket310.  
35  
36  
37  
38  
39  
40  
41  
42  
43  
44  
45  
46  
47 ticket310.  
48

```

1      mpiexec -n    <maxprocs>
2          -soft  <    >
3          -host  <    >
4          -arch  <    >
5          -wdir  <    >
6          -path  <    >
7          -file  <    >
8          -asp   <    >
9          ...
10         <command line>
11

```

for the case where a single command line for the application program and its arguments will suffice. See Section 10.3.4 for the meanings of these arguments. For the case corresponding to MPI\_COMM\_SPAWN\_MULTIPLE there are two possible formats:

Form A:

```

17      mpiexec { <above arguments> } : { ... } : { ... } : ... : { ... }
18

```

As with MPI\_COMM\_SPAWN, all the arguments are optional. (Even the `-n x` argument is optional; the default is implementation dependent. It might be 1, it might be taken from an environment variable, or it might be specified at compile time.) The names and meanings of the arguments are taken from the keys in the `info` argument to MPI\_COMM\_SPAWN. There may be other, implementation-dependent arguments as well.

Note that Form A, though convenient to type, prevents colons from being program arguments. Therefore an alternate, file-based form is allowed:

Form B:

```

30      mpiexec -configfile <filename>
31

```

where the lines of `<filename>` are of the form separated by the colons in Form A. Lines beginning with `#` are comments, and lines may be continued by terminating the partial line with `\`.

**Example 8.8** Start 16 instances of `myprog` on the current or default machine:

```

39      mpiexec -n 16 myprog
40

```

**Example 8.9** Start 10 processes on the machine called `ferrari`:

```

44      mpiexec -n 10 -host ferrari myprog
45

```

**Example 8.10** Start three copies of the same program with different command-line arguments:



```
mpiexec myprog infile1 : myprog infile2 : myprog infile3
```

**Example 8.11** Start the `ocean` program on five Suns and the `atmos` program on 10 RS/6000's:

```
mpiexec -n 5 -arch sun ocean : -n 10 -arch rs6000 atmos
```

It is assumed that the implementation in this case has a method for choosing hosts of the appropriate type. Their ranks are in the order specified.

**Example 8.12** Start the `ocean` program on five Suns and the `atmos` program on 10 RS/6000's (Form B):

```
mpiexec -configfile myfile
```

where `myfile` contains

```
-n 5 -arch sun ocean
-n 10 -arch rs6000 atmos
```

**Example 8.13** Start 12 MPI processes of the `foo` program, with 4 MPI processes in each address space:

```
mpiexec -asp 4 -n 12 foo
```

*(End of advice to implementors.)*

1  
2  
3  
4  
5  
6  
7  
8  
9  
10  
11  
12  
13  
14  
15  
16  
17  
18  
19  
20  
21  
22  
23  
24  
25  
26  
27  
28  
29  
30  
31  
32  
33  
34  
35  
36  
37  
38  
39  
40  
41  
42  
43  
44  
45  
46  
47  
48

ticket310.

1  
2  
3  
4  
5  
6  
7  
8  
9  
10  
11  
12  
13  
14  
15  
16  
17  
18  
19  
20  
21  
22  
23  
24  
25  
26  
27  
28  
29  
30  
31  
32  
33  
34  
35  
36  
37  
38  
39  
40  
41  
42  
43  
44  
45  
46  
47  
48

# Chapter 9

## The Info Object

Many of the routines in MPI take an argument `info`. `info` is an opaque object with a handle of type `MPI_Info` in C, `MPI::Info` in C++, and `INTEGER` in Fortran. It stores an unordered set of (key,value) pairs (both key and value are strings). A key can have only one value. MPI reserves several keys and requires that if an implementation uses a reserved key, it must provide the specified functionality. An implementation is not required to support these keys and may support any others not reserved by MPI.

An implementation must support info objects as caches for arbitrary (key, value) pairs, regardless of whether it recognizes the key. Each function that takes hints in the form of an `MPI_Info` must be prepared to ignore any key it does not recognize. This description of info objects does not attempt to define how a particular function should react if it recognizes a key but not the associated value. `MPI_INFO_GET_NKEYS`, `MPI_INFO_GET_NTHKEY`, `MPI_INFO_GET_VALUELEN`, and `MPI_INFO_GET` must retain all (key,value) pairs so that layered functionality can also use the `Info` object.

Keys have an implementation-defined maximum length of `MPI_MAX_INFO_KEY`, which is at least 32 and at most 255. Values have an implementation-defined maximum length of `MPI_MAX_INFO_VAL`. In Fortran, leading and trailing spaces are stripped from both. Returned values will never be larger than these maximum lengths. Both key and value are case sensitive.

*Rationale.* Keys have a maximum length because the set of known keys will always be finite and known to the implementation and because there is no reason for keys to be complex. The small maximum size allows applications to declare keys of size `MPI_MAX_INFO_KEY`. The limitation on value sizes is so that an implementation is not forced to deal with arbitrarily long strings. (*End of rationale.*)

*Advice to users.* `MPI_MAX_INFO_VAL` might be very large, so it might not be wise to declare a string of that size. (*End of advice to users.*)

When it is an argument to a nonblocking routine, `info` is parsed before that routine returns, so that it may be modified or freed immediately after return.

When the descriptions refer to a key or value as being a boolean, an integer, or a list, they mean the string representation of these types. An implementation may define its own rules for how info value strings are converted to other types, but to ensure portability, every implementation must support the following representations. Legal values for a boolean must include the strings “true” and “false” (all lowercase). For integers, legal values must include

1 string representations of decimal values of integers that are within the range of a standard  
 2 integer type in the program. (However it is possible that not every legal integer is a legal  
 3 value for a given key.) On positive numbers, + signs are optional. No space may appear  
 4 between a + or – sign and the leading digit of a number. For comma separated lists, the  
 5 string must contain legal elements separated by commas. Leading and trailing spaces are  
 6 stripped automatically from the types of info values described above and for each element of  
 7 a comma separated list. These rules apply to all info values of these types. Implementations  
 8 are free to specify a different interpretation for values of other info keys.

9  
 10  
 11 MPI\_INFO\_CREATE(info)

12     OUT     info                             info object created (handle)

13  
 14 int MPI\_Info\_create(MPI\_Info \*info)

15  
 16 MPI\_INFO\_CREATE(INFO, IERROR)

17     INTEGER INFO, IERROR

18 {static MPI::Info MPI::Info::Create() (*binding deprecated, see Section 15.2*) }

19  
 20     MPI\_INFO\_CREATE creates a new info object. The newly created object contains no  
 21 key/value pairs.

22  
 23 MPI\_INFO\_SET(info, key, value)

24  
 25     INOUT    info                             info object (handle)

26     IN       key                             key (string)

27     IN       value                            value (string)

28  
 29  
 30 int MPI\_Info\_set(MPI\_Info info, const char \*key, const char \*value)

31 MPI\_INFO\_SET(INFO, KEY, VALUE, IERROR)

32     INTEGER INFO, IERROR

33     CHARACTER\*(\*) KEY, VALUE

34  
 35 {void MPI::Info::Set(const char\* key, const char\* value) (*binding deprecated,*  
 36                             *see Section 15.2*) }

37  
 38     MPI\_INFO\_SET adds the (key,value) pair to info, and overrides the value if a value for  
 39 the same key was previously set. key and value are null-terminated strings in C. In Fortran,  
 40 leading and trailing spaces in key and value are stripped. If either key or value are larger  
 41 than the allowed maximums, the errors MPI\_ERR\_INFO\_KEY or MPI\_ERR\_INFO\_VALUE are  
 42 raised, respectively.

43  
 44 MPI\_INFO\_DELETE(info, key)

45     INOUT    info                             info object (handle)

46     IN       key                             key (string)

47  
 48

```

int MPI_Info_delete(MPI_Info info, const char *key) 1 ticket140.
2
MPI_INFO_DELETE(INFO, KEY, IERROR) 3
    INTEGER INFO, IERROR 4
    CHARACTER*(*) KEY 5
{void MPI::Info::Delete(const char* key) (binding deprecated, see Section 15.2) } 6
7
    MPI_INFO_DELETE deletes a (key,value) pair from info. If key is not defined in info, 8
the call raises an error of class MPI_ERR_INFO_NOKEY. 9
10
11
MPI_INFO_GET(info, key, valuelen, value, flag) 12
    IN      info          info object (handle) 13
    IN      key           key (string) 14
    IN      valuelen      length of value arg (integer) 15
    OUT     value         value (string) 16
    OUT     flag          true if key defined, false if not (boolean) 17
18
19
int MPI_Info_get(MPI_Info info, const char *key, int valuelen, char *value, 20 ticket140.
    int *flag) 21
22
MPI_INFO_GET(INFO, KEY, VALUELEN, VALUE, FLAG, IERROR) 23
    INTEGER INFO, VALUELEN, IERROR 24
    CHARACTER*(*) KEY, VALUE 25
    LOGICAL FLAG 26
{bool MPI::Info::Get(const char* key, int valuelen, char* value) 27
    const (binding deprecated, see Section 15.2) } 28
29
    This function retrieves the value associated with key in a previous call to 30
MPI_INFO_SET. If such a key exists, it sets flag to true and returns the value in value, 31
otherwise it sets flag to false and leaves value unchanged. valuelen is the number of characters 32
available in value. If it is less than the actual size of the value, the value is truncated. In 33
C, valuelen should be one less than the amount of allocated space to allow for the null 34
terminator. 35
    If key is larger than MPI_MAX_INFO_KEY, the call is erroneous. 36
37
38
MPI_INFO_GET_VALUELEN(info, key, valuelen, flag) 39
    IN      info          info object (handle) 40
    IN      key           key (string) 41
    OUT     valuelen      length of value arg (integer) 42
    OUT     flag          true if key defined, false if not (boolean) 43
44
45
int MPI_Info_get_valuelen(MPI_Info info, const char *key, int *valuelen, 46 ticket140.
    int *flag) 47
48

```

```

1 MPI_INFO_GET_VALUELEN(INFO, KEY, VALUELEN, FLAG, IERROR)
2     INTEGER INFO, VALUELEN, IERROR
3     LOGICAL FLAG
4     CHARACTER*(*) KEY
5
6 {bool MPI::Info::Get_valuelen(const char* key, int& valuelen) const(binding
7     deprecated, see Section 15.2) }
```

Retrieves the length of the value associated with key. If key is defined, valuelen is set to the length of its associated value and flag is set to true. If key is not defined, valuelen is not touched and flag is set to false. The length returned in C or C++ does not include the end-of-string character.

If key is larger than MPI\_MAX\_INFO\_KEY, the call is erroneous.

```

14 MPI_INFO_GET_NKEYS(info, nkeys)
15
16     IN        info                info object (handle)
17     OUT       nkeys              number of defined keys (integer)
```

```

19
20 int MPI_Info_get_nkeys(MPI_Info info, int *nkeys)
```

```

21 MPI_INFO_GET_NKEYS(INFO, NKEYS, IERROR)
22     INTEGER INFO, NKEYS, IERROR
```

```

23
24 {int MPI::Info::Get_nkeys() const(binding deprecated, see Section 15.2) }
```

MPI\_INFO\_GET\_NKEYS returns the number of currently defined keys in info.

```

27
28 MPI_INFO_GET_NTHKEY(info, n, key)
29
30     IN        info                info object (handle)
31     IN        n                  key number (integer)
32     OUT       key                key (string)
```

```

33
34 int MPI_Info_get_nthkey(MPI_Info info, int n, char *key)
```

```

35
36 MPI_INFO_GET_NTHKEY(INFO, N, KEY, IERROR)
37     INTEGER INFO, N, IERROR
38     CHARACTER*(*) KEY
```

```

39 {void MPI::Info::Get_nthkey(int n, char* key) const(binding deprecated, see
40     Section 15.2) }
```

This function returns the nth defined key in info. Keys are numbered  $0 \dots N - 1$  where  $N$  is the value returned by MPI\_INFO\_GET\_NKEYS. All keys between 0 and  $N - 1$  are guaranteed to be defined. The number of a given key does not change as long as info is not modified with MPI\_INFO\_SET or MPI\_INFO\_DELETE.

46

47

48

```

MPI_INFO_DUP(info, newinfo) 1
    IN      info              info object (handle) 2
    OUT     newinfo           info object (handle) 3
                                     4
                                     5
int MPI_Info_dup(MPI_Info info, MPI_Info *newinfo) 6
MPI_INFO_DUP(INFO, NEWINFO, IERROR) 7
    INTEGER INFO, NEWINFO, IERROR 8
                                     9
{MPI::Info MPI::Info::Dup() const(binding deprecated, see Section 15.2) } 10
    MPI_INFO_DUP duplicates an existing info object, creating a new object, with the 11
    same (key,value) pairs and the same ordering of keys. 12
                                     13
                                     14
MPI_INFO_FREE(info) 15
    INOUT   info              info object (handle) 16
                                     17
                                     18
int MPI_Info_free(MPI_Info *info) 19
MPI_INFO_FREE(INFO, IERROR) 20
    INTEGER INFO, IERROR 21
                                     22
{void MPI::Info::Free() (binding deprecated, see Section 15.2) } 23
    This function frees info and sets it to MPI_INFO_NULL. The value of an info argument is 24
    interpreted each time the info is passed to a routine. Changes to an info after return from 25
    a routine do not affect that interpretation. 26
                                     27
                                     28
                                     29
                                     30
                                     31
                                     32
                                     33
                                     34
                                     35
                                     36
                                     37
                                     38
                                     39
                                     40
                                     41
                                     42
                                     43
                                     44
                                     45
                                     46
                                     47
                                     48

```

1  
2  
3  
4  
5  
6  
7  
8  
9  
10  
11  
12  
13  
14  
15  
16  
17  
18  
19  
20  
21  
22  
23  
24  
25  
26  
27  
28  
29  
30  
31  
32  
33  
34  
35  
36  
37  
38  
39  
40  
41  
42  
43  
44  
45  
46  
47  
48



1  
2  
3  
4  
5  
6  
7  
8  
9  
10  
11  
12  
13  
14  
15  
16  
17  
18  
19  
20  
21  
22  
23  
24  
25  
26  
27  
28  
29  
30  
31  
32  
33  
34  
35  
36  
37  
38  
39  
40  
41  
42  
43  
44  
45  
46  
47  
48

# Chapter 10

## Process Creation and Management

### 10.1 Introduction

MPI is primarily concerned with communication rather than process or resource management. However, it is necessary to address these issues to some degree in order to define a useful framework for communication. This chapter presents a set of MPI interfaces that allow for a variety of approaches to process management while placing minimal restrictions on the execution environment.

The MPI model for process creation allows both the creation of an initial set of processes related by their membership in a common MPI\_COMM\_WORLD and the creation and management of processes after an MPI application has been started. A major impetus for the later form of process creation comes from the PVM [23] research effort. This work has provided a wealth of experience with process management and resource control that illustrates their benefits and potential pitfalls.

The MPI Forum decided not to address resource control because it was not able to design a portable interface that would be appropriate for the broad spectrum of existing and potential resource and process controllers. Resource control can encompass a wide range of abilities, including adding and deleting nodes from a virtual parallel machine, reserving and scheduling resources, managing compute partitions of an MPP, and returning information about available resources. assumes that resource control is provided externally — probably by computer vendors, in the case of tightly coupled systems, or by a third party software package when the environment is a cluster of workstations.

The reasons for including process management in MPI are both technical and practical. Important classes of message-passing applications require process control. These include task farms, serial applications with parallel modules, and problems that require a run-time assessment of the number and type of processes that should be started. On the practical side, users of workstation clusters who are migrating from PVM to MPI may be accustomed to using PVM's capabilities for process and resource management. The lack of these features would be a practical stumbling block to migration.

The following goals are central to the design of MPI process management:

- The MPI process model must apply to the vast majority of current parallel environments. These include everything from tightly integrated MPPs to heterogeneous networks of workstations.
- MPI must not take over operating system responsibilities. It should instead provide a

1 clean interface between an application and system software.

- 2
- 3 • MPI must guarantee communication determinism in the presense of dynamic processes,  
4 i.e., dynamic process management must not introduce unavoidable race conditions.
- 5
- 6 • MPI must not contain features that compromise performance.

7 The process management model addresses these issues in two ways. First, MPI remains  
8 primarily a communication library. It does not manage the parallel environment in which  
9 a parallel program executes, though it provides a minimal interface between an application  
10 and external resource and process managers.

11 Second, MPI maintains a consistent concept of a communicator, regardless of how its  
12 members came into existence. A communicator is never changed once created, and it is  
13 always created using deterministic collective operations.

## 14 10.2 The Dynamic Process Model

15 The dynamic process model allows for the creation and cooperative termination of processes  
16 after an MPI application has started. It provides a mechanism to establish communication  
17 between the newly created processes and the existing MPI application. It also provides a  
18 mechanism to establish communication between two existing MPI applications, even when  
19 one did not “start” the other.

### 20 10.2.1 Starting Processes

21 MPI applications may start new processes through an interface to an external process man-  
22 ager.

23 MPI\_COMM\_SPAWN starts MPI processes and establishes communication with them,  
24 returning an intercommunicator. MPI\_COMM\_SPAWN\_MULTIPLE starts several different  
25 binaries (or the same binary with different arguments), placing them in the same  
26 MPI\_COMM\_WORLD and returning an intercommunicator.

27 MPI uses the existing group abstraction to represent processes. A process is identified  
28 by a (group, rank) pair.

### 29 10.2.2 The Runtime Environment

30 The MPI\_COMM\_SPAWN and MPI\_COMM\_SPAWN\_MULTIPLE routines provide an inter-  
31 face between MPI and the *runtime environment* of an MPI application. The difficulty is that  
32 there is an enormous range of runtime environments and application requirements, and MPI  
33 must not be tailored to any particular one. Examples of such environments are:

- 34
- 35
- 36 • **MPP managed by a batch queueing system.** Batch queueing systems generally  
37 allocate resources before an application begins, enforce limits on resource use (CPU  
38 time, memory use, etc.), and do not allow a change in resource allocation after a  
39 job begins. Moreover, many MPPs have special limitations or extensions, such as a  
40 limit on the number of processes that may run on one processor, or the ability to  
41 gang-schedule processes of a parallel application.
- 42
- 43
- 44
- 45
- 46
- 47
- 48

- **Network of workstations with PVM.** PVM (Parallel Virtual Machine) allows a user to create a “virtual machine” out of a network of workstations. An application may extend the virtual machine or manage processes (create, kill, redirect output, etc.) through the PVM library. Requests to manage the machine or processes may be intercepted and handled by an external resource manager.
- **Network of workstations managed by a load balancing system.** A load balancing system may choose the location of spawned processes based on dynamic quantities, such as load average. It may transparently migrate processes from one machine to another when a resource becomes unavailable.
- **Large SMP with Unix.** Applications are run directly by the user. They are scheduled at a low level by the operating system. Processes may have special scheduling characteristics (gang-scheduling, processor affinity, deadline scheduling, processor locking, etc.) and be subject to OS resource limits (number of processes, amount of memory, etc.).

MPI assumes, implicitly, the existence of an environment in which an application runs. It does not provide “operating system” services, such as a general ability to query what processes are running, to kill arbitrary processes, to find out properties of the runtime environment (how many processors, how much memory, etc.).

Complex interaction of an MPI application with its runtime environment should be done through an environment-specific API. An example of such an API would be the PVM task and machine management routines — `pvm_addhosts`, `pvm_config`, `pvm_tasks`, etc., possibly modified to return an MPI (group,rank) when possible. A Condor or PBS API would be another possibility.

At some low level, obviously, MPI must be able to interact with the runtime system, but the interaction is not visible at the application level and the details of the interaction are not specified by the MPI standard.

In many cases, it is impossible to keep environment-specific information out of the MPI interface without seriously compromising MPI functionality. To permit applications to take advantage of environment-specific functionality, many MPI routines take an `info` argument that allows an application to specify environment-specific information. There is a tradeoff between functionality and portability: applications that make use of `info` are not portable.

MPI does not require the existence of an underlying “virtual machine” model, in which there is a consistent global view of an MPI application and an implicit “operating system” managing resources and processes. For instance, processes spawned by one task may not be visible to another; additional hosts added to the runtime environment by one process may not be visible in another process; tasks spawned by different processes may not be automatically distributed over available resources.

Interaction between MPI and the runtime environment is limited to the following areas:

- A process may start new processes with `MPI_COMM_SPAWN` and `MPI_COMM_SPAWN_MULTIPLE`.
- When a process spawns a child process, it may optionally use an `info` argument to tell the runtime environment where or how to start the process. This extra information may be opaque to MPI.

- An attribute `MPI_UNIVERSE_SIZE` on `MPI_COMM_WORLD` tells a program how “large” the initial runtime environment is, namely how many processes can usefully be started in all. One can subtract the size of `MPI_COMM_WORLD` from this value to find out how many processes might usefully be started in addition to those already running.

## 10.3 Process Manager Interface

### 10.3.1 Processes in MPI

A process is represented in MPI by a (group, rank) pair. A (group, rank) pair specifies a unique process but a process does not determine a unique (group, rank) pair, since a process may belong to several groups.

### 10.3.2 Starting Processes and Establishing Communication

The following routine starts a number of MPI processes and establishes communication with them, returning an intercommunicator.

*Advice to users.* It is possible in MPI to start a static SPMD or MPMD application by starting first one process and having that process start its siblings with `MPI_COMM_SPAWN`. This practice is discouraged primarily for reasons of performance. If possible, it is preferable to start all processes at once, as a single MPI application. (*End of advice to users.*)

`MPI_COMM_SPAWN(command, argv, maxprocs, info, root, comm, intercomm,  
array_of_errcodes)`

IN	command	name of program to be spawned (string, significant only at root)
IN	argv	arguments to command (array of strings, significant only at root)
IN	maxprocs	maximum number of processes to start (integer, significant only at root)
IN	info	a set of key-value pairs telling the runtime system where and how to start the processes (handle, significant only at root)
IN	root	rank of process in which previous arguments are examined (integer)
IN	comm	intracommunicator containing group of spawning processes (handle)
OUT	intercomm	intercommunicator between original group and the newly spawned group (handle)
OUT	array_of_errcodes	one code per process (array of integer)

```

int MPI_Comm_spawn(char *command, char *argv[], int maxprocs, MPI_Info
                    info, int root, MPI_Comm comm, MPI_Comm *intercomm,
                    int array_of_errcodes[])
MPI_COMM_SPAWN(COMMAND, ARGV, MAXPROCS, INFO, ROOT, COMM, INTERCOMM,
               ARRAY_OF_ERRCODES, IERROR)
CHARACTER*(*) COMMAND, ARGV(*)
INTEGER INFO, MAXPROCS, ROOT, COMM, INTERCOMM, ARRAY_OF_ERRCODES(*),
IERROR
{MPI::Intercomm MPI::Intracomm::Spawn(const char* command,
                                       const char* argv[], int maxprocs, const MPI::Info& info,
                                       int root, int array_of_errcodes[]) const(binding deprecated, see
                                       Section 15.2) }
{MPI::Intercomm MPI::Intracomm::Spawn(const char* command,
                                       const char* argv[], int maxprocs, const MPI::Info& info,
                                       int root) const(binding deprecated, see Section 15.2) }

```

MPI\_COMM\_SPAWN tries to start maxprocs identical copies of the MPI program specified by `command`, establishing communication with them and returning an intercommunicator. The spawned processes are referred to as children. The children have their own MPI\_COMM\_WORLD, which is separate from that of the parents. MPI\_COMM\_SPAWN is collective over `comm`, and also may not return until MPI\_INIT has been called in the children. Similarly, MPI\_INIT in the children may not return until all parents have called MPI\_COMM\_SPAWN. In this sense, MPI\_COMM\_SPAWN in the parents and MPI\_INIT in the children form a collective operation over the union of parent and child processes. The intercommunicator returned by MPI\_COMM\_SPAWN contains the parent processes in the local group and the child processes in the remote group. The ordering of processes in the local and remote groups is the same as the ordering of the group of the `comm` in the parents and of MPI\_COMM\_WORLD of the children, respectively. This intercommunicator can be obtained in the children through the function MPI\_COMM\_GET\_PARENT.

*Advice to users.* An implementation may automatically establish communication before MPI\_INIT is called by the children. Thus, completion of MPI\_COMM\_SPAWN in the parent does not necessarily mean that MPI\_INIT has been called in the children (although the returned intercommunicator can be used immediately). (*End of advice to users.*)

**The command argument** The command argument is a string containing the name of a program to be spawned. The string is null-terminated in C. In Fortran, leading and trailing spaces are stripped. MPI does not specify how to find the executable or how the working directory is determined. These rules are implementation-dependent and should be appropriate for the runtime environment.

*Advice to implementors.* The implementation should use a natural rule for finding executables and determining working directories. For instance, a homogeneous system with a global file system might look first in the working directory of the spawning process, or might search the directories in a PATH environment variable as do Unix

shells. An implementation on top of PVM would use PVM's rules for finding executables (usually in `$HOME/pvm3/bin/$PVM_ARCH`). An MPI implementation running under POE on an IBM SP would use POE's method of finding executables. An implementation should document its rules for finding executables and determining working directories, and a high-quality implementation should give the user some control over these rules. (*End of advice to implementors.*)

If the program named in `command` does not call `MPI_INIT`, but instead forks a process that calls `MPI_INIT`, the results are undefined. Implementations may allow this case to work but are not required to.

*Advice to users.* MPI does not say what happens if the program you start is a shell script and that shell script starts a program that calls `MPI_INIT`. Though some implementations may allow you to do this, they may also have restrictions, such as requiring that arguments supplied to the shell script be supplied to the program, or requiring that certain parts of the environment not be changed. (*End of advice to users.*)

The `argv` argument `argv` is an array of strings containing arguments that are passed to the program. The first element of `argv` is the first argument passed to `command`, not, as is conventional in some contexts, the command itself. The argument list is terminated by `NULL` in C and C++ and an empty string in Fortran. In Fortran, leading and trailing spaces are always stripped, so that a string consisting of all spaces is considered an empty string. The constant `MPI_ARGV_NULL` may be used in C, C++ and Fortran to indicate an empty argument list. In C and C++, this constant is the same as `NULL`.

#### Example 10.1 Examples of `argv` in C and Fortran

To run the program "ocean" with arguments "-gridfile" and "ocean1.grd" in C:

```
char command[] = "ocean";
char *argv[] = {"-gridfile", "ocean1.grd", NULL};
MPI_Comm_spawn(command, argv, ...);
```

or, if not everything is known at compile time:

```
char *command;
char **argv;
command = "ocean";
argv=(char **)malloc(3 * sizeof(char *));
argv[0] = "-gridfile";
argv[1] = "ocean1.grd";
argv[2] = NULL;
MPI_Comm_spawn(command, argv, ...);
```

In Fortran:

```
CHARACTER*25 command, argv(3)
command = ' ocean '
argv(1) = ' -gridfile '
argv(2) = ' ocean1.grd'
argv(3) = ' '
call MPI_COMM_SPAWN(command, argv, ...)
```

Arguments are supplied to the program if this is allowed by the operating system. In C, the `MPI_COMM_SPAWN` argument `argv` differs from the `argv` argument of `main` in two respects. First, it is shifted by one element. Specifically, `argv[0]` of `main` is provided by the implementation and conventionally contains the name of the program (given by command). `argv[1]` of `main` corresponds to `argv[0]` in `MPI_COMM_SPAWN`, `argv[2]` of `main` to `argv[1]` of `MPI_COMM_SPAWN`, etc. Second, `argv` of `MPI_COMM_SPAWN` must be null-terminated, so that its length can be determined. Passing an `argv` of `MPI_ARGV_NULL` to `MPI_COMM_SPAWN` results in `main` receiving `argc` of 1 and an `argv` whose element 0 is (conventionally) the name of the program.

If a Fortran implementation supplies routines that allow a program to obtain its arguments, the arguments may be available through that mechanism. In C, if the operating system does not support arguments appearing in `argv` of `main()`, the MPI implementation may add the arguments to the `argv` that is passed to `MPI_INIT`.

The `maxprocs` argument MPI tries to spawn `maxprocs` processes. If it is unable to spawn `maxprocs` processes, it raises an error of class `MPI_ERR_SPAWN`.

An implementation may allow the `info` argument to change the default behavior, such that if the implementation is unable to spawn all `maxprocs` processes, it may spawn a smaller number of processes instead of raising an error. In principle, the `info` argument may specify an arbitrary set  $\{m_i : 0 \leq m_i \leq \text{maxprocs}\}$  of allowed values for the number of processes spawned. The set  $\{m_i\}$  does not necessarily include the value `maxprocs`. If an implementation is able to spawn one of these allowed numbers of processes, `MPI_COMM_SPAWN` returns successfully and the number of spawned processes,  $m$ , is given by the size of the remote group of `intercomm`. If  $m$  is less than `maxproc`, reasons why the other processes were not spawned are given in `array_of_errcodes` as described below. If it is not possible to spawn one of the allowed numbers of processes, `MPI_COMM_SPAWN` raises an error of class `MPI_ERR_SPAWN`.

A spawn call with the default behavior is called *hard*. A spawn call for which fewer than `maxprocs` processes may be returned is called *soft*. See Section 10.3.4 on page 343 for more information on the soft key for `info`.

*Advice to users.* By default, requests are hard and MPI errors are fatal. This means that by default there will be a fatal error if MPI cannot spawn all the requested processes. If you want the behavior “spawn as many processes as possible, up to  $N$ ,” you should do a soft spawn, where the set of allowed values  $\{m_i\}$  is  $\{0 \dots N\}$ . However, this is not completely portable, as implementations are not required to support soft spawning. (*End of advice to users.*)

The `info` argument The `info` argument to all of the routines in this chapter is an opaque handle of type `MPI_Info` in C, `MPI::Info` in C++ and `INTEGER` in Fortran. It is a container for a number of user-specified (key,value) pairs. `key` and `value` are strings (null-terminated `char*` in C, `character*(*)` in Fortran). Routines to create and manipulate the `info` argument are described in Section 9 on page 327.

For the `SPAWN` calls, `info` provides additional (and possibly implementation-dependent) instructions to MPI and the runtime system on how to start processes. An application may pass `MPI_INFO_NULL` in C or Fortran. Portable programs not requiring detailed control over process locations should use `MPI_INFO_NULL`.

MPI does not specify the content of the `info` argument, except to reserve a number of special key values (see Section 10.3.4 on page 343). The `info` argument is quite flexible and could even be used, for example, to specify the executable and its command-line arguments. In this case the `command` argument to `MPI_COMM_SPAWN` could be empty. The ability to do this follows from the fact that MPI does not specify how an executable is found, and the `info` argument can tell the runtime system where to “find” the executable “” (empty string). Of course a program that does this will not be portable across MPI implementations.

**The root argument** All arguments before the `root` argument are examined only on the process whose rank in `comm` is equal to `root`. The value of these arguments on other processes is ignored.

**The `array_of_errcodes` argument** The `array_of_errcodes` is an array of length `maxprocs` in which MPI reports the status of each process that MPI was requested to start. If all `maxprocs` processes were spawned, `array_of_errcodes` is filled in with the value `MPI_SUCCESS`. If only  $m$  ( $0 \leq m < \text{maxprocs}$ ) processes are spawned,  $m$  of the entries will contain `MPI_SUCCESS` and the rest will contain an implementation-specific error code indicating the reason MPI could not start the process. MPI does not specify which entries correspond to failed processes. An implementation may, for instance, fill in error codes in one-to-one correspondence with a detailed specification in the `info` argument. These error codes all belong to the error class `MPI_ERR_SPAWN` if there was no error in the argument list. In C or Fortran, an application may pass `MPI_ERRCODES_IGNORE` if it is not interested in the error codes. In C++ this constant does not exist, and the `array_of_errcodes` argument may be omitted from the argument list.

*Advice to implementors.* `MPI_ERRCODES_IGNORE` in Fortran is a special type of constant, like `MPI_BOTTOM`. See the discussion in Section 2.5.4 on page 14. (*End of advice to implementors.*)

`MPI_COMM_GET_PARENT(parent)`

OUT      `parent`                      the parent communicator (handle)

`int MPI_Comm_get_parent(MPI_Comm *parent)`

`MPI_COMM_GET_PARENT(PARENT, IERROR)`

INTEGER `PARENT`, `IERROR`

{`static MPI::Intercomm MPI::Comm::Get_parent()` (*binding deprecated, see Section 15.2*) }

If a process was started with `MPI_COMM_SPAWN` or `MPI_COMM_SPAWN_MULTIPLE`, `MPI_COMM_GET_PARENT` returns the “parent” intercommunicator of the current process. This parent intercommunicator is created implicitly inside of `MPI_INIT` and is the same intercommunicator returned by `SPAWN` in the parents.

If the process was not spawned, `MPI_COMM_GET_PARENT` returns `MPI_COMM_NULL`.

After the parent communicator is freed or disconnected, `MPI_COMM_GET_PARENT` returns `MPI_COMM_NULL`.



*Advice to users.* MPI\_COMM\_GET\_PARENT returns a handle to a single intercommunicator. Calling MPI\_COMM\_GET\_PARENT a second time returns a handle to the same intercommunicator. Freeing the handle with MPI\_COMM\_DISCONNECT or MPI\_COMM\_FREE will cause other references to the intercommunicator to become invalid (dangling). Note that calling MPI\_COMM\_FREE on the parent communicator is not useful. (*End of advice to users.*)

*Rationale.* The desire of the Forum was to create a constant MPI\_COMM\_PARENT similar to MPI\_COMM\_WORLD. Unfortunately such a constant cannot be used (syntactically) as an argument to MPI\_COMM\_DISCONNECT, which is explicitly allowed. (*End of rationale.*)

### 10.3.3 Starting Multiple Executables and Establishing Communication

While MPI\_COMM\_SPAWN is sufficient for most cases, it does not allow the spawning of multiple binaries, or of the same binary with multiple sets of arguments. The following routine spawns multiple binaries or the same binary with multiple sets of arguments, establishing communication with them and placing them in the same MPI\_COMM\_WORLD.

```
MPI_COMM_SPAWN_MULTIPLE(count, array_of_commands, array_of_argv, array_of_maxprocs,
                        array_of_info, root, comm, intercomm, array_of_errcodes)
```

IN	count	number of commands (positive integer, significant to MPI only at root — see advice to users)
IN	array_of_commands	programs to be executed (array of strings, significant only at root)
IN	array_of_argv	arguments for commands (array of array of strings, significant only at root)
IN	array_of_maxprocs	maximum number of processes to start for each command (array of integer, significant only at root)
IN	array_of_info	info objects telling the runtime system where and how to start processes (array of handles, significant only at root)
IN	root	rank of process in which previous arguments are examined (integer)
IN	comm	intracommunicator containing group of spawning processes (handle)
OUT	intercomm	intercommunicator between original group and newly spawned group (handle)
OUT	array_of_errcodes	one error code per process (array of integer)

```
int MPI_Comm_spawn_multiple(int count, char *array_of_commands[],
                          char **array_of_argv[], int array_of_maxprocs[],
                          MPI_Info array_of_info[], int root, MPI_Comm comm,
                          MPI_Comm *intercomm, int array_of_errcodes[])
```

```

1 MPI_COMM_SPAWN_MULTIPLE(COUNT, ARRAY_OF_COMMANDS, ARRAY_OF_ARGV,
2     ARRAY_OF_MAXPROCS, ARRAY_OF_INFO, ROOT, COMM, INTERCOMM,
3     ARRAY_OF_ERRCODES, IERROR)
4     INTEGER COUNT, ARRAY_OF_INFO(*), ARRAY_OF_MAXPROCS(*), ROOT, COMM,
5     INTERCOMM, ARRAY_OF_ERRCODES(*), IERROR
6     CHARACTER*(*) ARRAY_OF_COMMANDS(*), ARRAY_OF_ARGV(COUNT, *)
7
8 {MPI::Intercomm MPI::Intracomm::Spawn_multiple(int count,
9     const char* array_of_commands[], const char** array_of_argv[],
10    const int array_of_maxprocs[],
11    const MPI::Info array_of_info[], int root,
12    int array_of_errcodes[]) (binding deprecated, see Section 15.2) }
13
14 {MPI::Intercomm MPI::Intracomm::Spawn_multiple(int count,
15    const char* array_of_commands[], const char** array_of_argv[],
16    const int array_of_maxprocs[],
17    const MPI::Info array_of_info[], int root) (binding deprecated, see
18    Section 15.2) }

```

MPI\_COMM\_SPAWN\_MULTIPLE is identical to MPI\_COMM\_SPAWN except that there are multiple executable specifications. The first argument, `count`, gives the number of specifications. Each of the next four arguments are simply arrays of the corresponding arguments in MPI\_COMM\_SPAWN. For the Fortran version of `array_of_argv`, the element `array_of_argv(i,j)` is the  $j$ -th argument to command number  $i$ .

*Rationale.* This may seem backwards to Fortran programmers who are familiar with Fortran's column-major ordering. However, it is necessary to do it this way to allow MPI\_COMM\_SPAWN to sort out arguments. Note that the leading dimension of `array_of_argv` *must* be the same as `count`. (*End of rationale.*)

*Advice to users.* The argument `count` is interpreted by MPI only at the root, as is `array_of_argv`. Since the leading dimension of `array_of_argv` is `count`, a non-positive value of `count` at a non-root node could theoretically cause a runtime bounds check error, even though `array_of_argv` should be ignored by the subroutine. If this happens, you should explicitly supply a reasonable value of `count` on the non-root nodes. (*End of advice to users.*)

In any language, an application may use the constant MPI\_ARGVS\_NULL (which is likely to be `(char ***)0` in C) to specify that no arguments should be passed to any commands. The effect of setting individual elements of `array_of_argv` to MPI\_ARGV\_NULL is not defined. To specify arguments for some commands but not others, the commands without arguments should have a corresponding `argv` whose first element is null (`(char *)0` in C and empty string in Fortran).

All of the spawned processes have the same MPI\_COMM\_WORLD. Their ranks in MPI\_COMM\_WORLD correspond directly to the order in which the commands are specified in MPI\_COMM\_SPAWN\_MULTIPLE. Assume that  $m_1$  processes are generated by the first command,  $m_2$  by the second, etc. The processes corresponding to the first command have ranks  $0, 1, \dots, m_1 - 1$ . The processes in the second command have ranks  $m_1, m_1 + 1, \dots, m_1 + m_2 - 1$ . The processes in the third have ranks  $m_1 + m_2, m_1 + m_2 + 1, \dots, m_1 + m_2 + m_3 - 1$ , etc.

*Advice to users.* Calling MPI\_COMM\_SPAWN multiple times would create many sets of children with different MPI\_COMM\_WORLDS whereas MPI\_COMM\_SPAWN\_MULTIPLE creates children with a single MPI\_COMM\_WORLD, so the two methods are not completely equivalent. There are also two performance-related reasons why, if you need to spawn multiple executables, you may want to use MPI\_COMM\_SPAWN\_MULTIPLE instead of calling MPI\_COMM\_SPAWN several times. First, spawning several things at once may be faster than spawning them sequentially. Second, in some implementations, communication between processes spawned at the same time may be faster than communication between processes spawned separately. (*End of advice to users.*)

The array\_of\_errcodes argument is a 1-dimensional array of size  $\sum_{i=1}^{count} n_i$ , where  $n_i$  is the  $i$ -th element of array\_of\_maxprocs. Command number  $i$  corresponds to the  $n_i$  contiguous slots in this array from element  $\sum_{j=1}^{i-1} n_j$  to  $[\sum_{j=1}^i n_j] - 1$ . Error codes are treated as for MPI\_COMM\_SPAWN.

**Example 10.2** Examples of array\_of\_argv in C and Fortran

To run the program “ocean” with arguments “-gridfile” and “ocean1.grd” and the program “atmos” with argument “atmos.grd” in C:

```
char *array_of_commands[2] = {"ocean", "atmos"};
char **array_of_argv[2];
char *argv0[] = {"-gridfile", "ocean1.grd", (char *)0};
char *argv1[] = {"atmos.grd", (char *)0};
array_of_argv[0] = argv0;
array_of_argv[1] = argv1;
MPI_Comm_spawn_multiple(2, array_of_commands, array_of_argv, ...);
```

Here’s how you do it in Fortran:

```
CHARACTER*25 commands(2), array_of_argv(2, 3)
commands(1) = ' ocean '
array_of_argv(1, 1) = ' -gridfile '
array_of_argv(1, 2) = ' ocean1.grd'
array_of_argv(1, 3) = ' '

commands(2) = ' atmos '
array_of_argv(2, 1) = ' atmos.grd '
array_of_argv(2, 2) = ' '

call MPI_COMM_SPAWN_MULTIPLE(2, commands, array_of_argv, ...)
```

#### 10.3.4 Reserved Keys

The following keys are reserved. An implementation is not required to interpret these keys, but if it does interpret the key, it must provide the functionality described.

**host** Value is a hostname. The format of the hostname is determined by the implementation.

**arch** Value is an architecture name. Valid architecture names and what they mean are determined by the implementation.

1 wdir Value is the name of a directory on a machine on which the spawned process(es)  
 2 execute(s). This directory is made the working directory of the executing process(es).  
 3 The format of the directory name is determined by the implementation.

4  
 5 path Value is a directory or set of directories where the implementation should look for the  
 6 executable. The format of path is determined by the implementation.

7 file Value is the name of a file in which additional information is specified. The format of  
 8 the filename and internal format of the file are determined by the implementation.  
 9

10 soft Value specifies a set of numbers which are allowed values for the number of processes  
 11 that MPI\_COMM\_SPAWN (et al.) may create. The format of the value is a comma-  
 12 separated list of Fortran-90 triplets each of which specifies a set of integers and which  
 13 together specify the set formed by the union of these sets. Negative values in this set  
 14 and values greater than `maxprocs` are ignored. MPI will spawn the largest number of  
 15 processes it can, consistent with some number in the set. The order in which triplets  
 16 are given is not significant.

17 By Fortran-90 triplets, we mean:

- 18 1. `a` means  $a$
- 19 2. `a:b` means  $a, a + 1, a + 2, \dots, b$
- 20 3. `a:b:c` means  $a, a + c, a + 2c, \dots, a + ck$ , where for  $c > 0$ ,  $k$  is the largest integer  
 21 for which  $a + ck \leq b$  and for  $c < 0$ ,  $k$  is the largest integer for which  $a + ck \geq b$ .  
 22 If  $b > a$  then  $c$  must be positive. If  $b < a$  then  $c$  must be negative.  
 23  
 24

25 Examples:

- 26 1. `a:b` gives a range between  $a$  and  $b$
- 27 2. `0:N` gives full “soft” functionality
- 28 3. `1,2,4,8,16,32,64,128,256,512,1024,2048,4096` allows power-of-two number  
 29 of processes.
- 30 4. `2:10000:2` allows even number of processes.
- 31 5. `2:10:2,7` allows 2, 4, 6, 7, 8, or 10 processes.  
 32  
 33

34  
 35 **asp** Value is the number of MPI processes to use within an address space.  
 36

### 37 10.3.5 Spawn Example

38 ticket0. Manager-worker Example [.] Using MPI\_COMM\_SPAWN.

```
39
40 /* manager */
41 #include "mpi.h"
42 int main(int argc, char *argv[])
43 {
44     int world_size, universe_size, *universe_sizep, flag;
45     MPI_Comm everyone;          /* intercommunicator */
46     char worker_program[100];
47
48     MPI_Init(&argc, &argv);
```

```

MPI_Comm_size(MPI_COMM_WORLD, &world_size);
1
2
if (world_size != 1)    error("Top heavy with management");
3
4
MPI_Comm_get_attr(MPI_COMM_WORLD, MPI_UNIVERSE_SIZE,
5
6
&universe_sizep, &flag);
7
if (!flag) {
8
9
    printf("This MPI does not support UNIVERSE_SIZE. How many\n\
processes total?");
10
11
    scanf("%d", &universe_size);
12
13
} else universe_size = *universe_sizep;
14
if (universe_size == 1) error("No room to start workers");
15
16
/*
17
18
* Now spawn the workers. Note that there is a run-time determination
19
20
* of what type of worker to spawn, and presumably this calculation must
21
22
* be done at run time and cannot be calculated before starting
23
24
* the program. If everything is known when the application is
25
26
* first started, it is generally better to start them all at once
27
28
* in a single MPI_COMM_WORLD.
29
30
*/
31
32
choose_worker_program(worker_program);
33
MPI_Comm_spawn(worker_program, MPI_ARGV_NULL, universe_size-1,
34
35
MPI_INFO_NULL, 0, MPI_COMM_SELF, &everyone,
36
37
MPI_ERRCODES_IGNORE);
38
39
/*
40
41
* Parallel code here. The communicator "everyone" can be used
42
43
* to communicate with the spawned processes, which have ranks 0,..
44
45
* MPI_UNIVERSE_SIZE-1 in the remote group of the intercommunicator
46
47
* "everyone".
48
*/
MPI_Finalize();
return 0;
}

/* worker */

#include "mpi.h"
int main(int argc, char *argv[])
{
    int size;
    MPI_Comm parent;
    MPI_Init(&argc, &argv);
    MPI_Comm_get_parent(&parent);
    if (parent == MPI_COMM_NULL) error("No parent!");
    MPI_Comm_remote_size(parent, &size);
}

```

```

1   if (size != 1) error("Something's wrong with the parent");
2
3   /*
4    * Parallel code here.
5    * The manager is represented as the process with rank 0 in (the remote
6    * group of) the parent communicator. If the workers need to communicate
7    * among themselves, they can use MPI_COMM_WORLD.
8    */
9
10  MPI_Finalize();
11  return 0;
12 }
13
14
15
16
17

```

## 10.4 Establishing Communication

This section provides functions that establish communication between two sets of MPI processes that do not share a communicator.

Some situations in which these functions are useful are:

1. Two parts of an application that are started independently need to communicate.
2. A visualization tool wants to attach to a running process.
3. A server wants to accept connections from multiple clients. Both clients and server may be parallel programs.

In each of these situations, MPI must establish communication channels where none existed before, and there is no parent/child relationship. The routines described in this section establish communication between the two sets of processes by creating an MPI intercommunicator, where the two groups of the intercommunicator are the original sets of processes.

Establishing contact between two groups of processes that do not share an existing communicator is a collective but asymmetric process. One group of processes indicates its willingness to accept connections from other groups of processes. We will call this group the (parallel) *server*, even if this is not a client/server type of application. The other group connects to the server; we will call it the *client*.

*Advice to users.* While the names *client* and *server* are used throughout this section, MPI does not guarantee the traditional robustness of client server systems. The functionality described in this section is intended to allow two cooperating parts of the same application to communicate with one another. For instance, a client that gets a segmentation fault and dies, or one that doesn't participate in a collective operation may cause a server to crash or hang. (*End of advice to users.*)

### 10.4.1 Names, Addresses, Ports, and All That

Almost all of the complexity in MPI client/server routines addresses the question “how does the client find out how to contact the server?” The difficulty, of course, is that there

is no existing communication channel between them, yet they must somehow agree on a rendezvous point where they will establish communication.

Agreeing on a rendezvous point always involves a third party. The third party may itself provide the rendezvous point or may communicate rendezvous information from server to client. Complicating matters might be the fact that a client doesn't really care what server it contacts, only that it be able to get in touch with one that can handle its request.

Ideally, MPI can accommodate a wide variety of run-time systems while retaining the ability to write simple portable code. The following should be compatible with MPI:

- The server resides at a well-known internet address host:port.
- The server prints out an address to the terminal, the user gives this address to the client program.
- The server places the address information on a nameserver, where it can be retrieved with an agreed-upon name.
- The server to which the client connects is actually a broker, acting as a middleman between the client and the real server.

MPI does not require a nameserver, so not all implementations will be able to support all of the above scenarios. However, MPI provides an optional nameserver interface, and is compatible with external name servers.

A `port_name` is a *system-supplied* string that encodes a low-level network address at which a server can be contacted. Typically this is an IP address and a port number, but an implementation is free to use any protocol. The server establishes a `port_name` with the `MPI_OPEN_PORT` routine. It accepts a connection to a given port with `MPI_COMM_ACCEPT`. A client uses `port_name` to connect to the server.

By itself, the `port_name` mechanism is completely portable, but it may be clumsy to use because of the necessity to communicate `port_name` to the client. It would be more convenient if a server could specify that it be known by an *application-supplied* `service_name` so that the client could connect to that `service_name` without knowing the `port_name`.

An MPI implementation may allow the server to publish a (`port_name`, `service_name`) pair with `MPI_PUBLISH_NAME` and the client to retrieve the port name from the service name with `MPI_LOOKUP_NAME`. This allows three levels of portability, with increasing levels of functionality.

1. Applications that do not rely on the ability to publish names are the most portable. Typically the `port_name` must be transferred "by hand" from server to client.
2. Applications that use the `MPI_PUBLISH_NAME` mechanism are completely portable among implementations that provide this service. To be portable among all implementations, these applications should have a fall-back mechanism that can be used when names are not published.
3. Applications may ignore MPI's name publishing functionality and use their own mechanism (possibly system-supplied) to publish names. This allows arbitrary flexibility but is not portable.

## 10.4.2 Server Routines

A server makes itself available with two routines. First it must call `MPI_OPEN_PORT` to establish a port at which it may be contacted. Secondly it must call `MPI_COMM_ACCEPT` to accept connections from clients.

`MPI_OPEN_PORT`(info, port\_name)

IN	info	implementation-specific information on how to establish an address (handle)
OUT	port_name	newly established port (string)

`int MPI_Open_port(MPI_Info info, char *port_name)`

`MPI_OPEN_PORT(INFO, PORT_NAME, IERROR)`

`CHARACTER*(*) PORT_NAME`

`INTEGER INFO, IERROR`

`{void MPI::Open_port(const MPI::Info& info, char* port_name) (binding deprecated, see Section 15.2) }`

This function establishes a network address, encoded in the `port_name` string, at which the server will be able to accept connections from clients. `port_name` is supplied by the system, possibly using information in the `info` argument.

MPI copies a system-supplied port name into `port_name`. `port_name` identifies the newly opened port and can be used by a client to contact the server. The maximum size string that may be supplied by the system is `MPI_MAX_PORT_NAME`.

*Advice to users.* The system copies the port name into `port_name`. The application must pass a buffer of sufficient size to hold this value. (*End of advice to users.*)

`port_name` is essentially a network address. It is unique within the communication universe to which it belongs (determined by the implementation), and may be used by any client within that communication universe. For instance, if it is an internet (host:port) address, it will be unique on the internet. If it is a low level switch address on an IBM SP, it will be unique to that SP.

*Advice to implementors.* These examples are not meant to constrain implementations. A `port_name` could, for instance, contain a user name or the name of a batch job, as long as it is unique within some well-defined communication domain. The larger the communication domain, the more useful MPI's client/server functionality will be. (*End of advice to implementors.*)

The precise form of the address is implementation-defined. For instance, an internet address may be a host name or IP address, or anything that the implementation can decode into an IP address. A port name may be reused after it is freed with `MPI_CLOSE_PORT` and released by the system.

*Advice to implementors.* Since the user may type in `port_name` by hand, it is useful to choose a form that is easily readable and does not have embedded spaces. (*End of advice to implementors.*)



info may be used to tell the implementation how to establish the address. It may, and usually will, be MPI\_INFO\_NULL in order to get the implementation defaults.

MPI\_CLOSE\_PORT(port\_name)

IN port\_name a port (string)

int MPI\_Close\_port(char \*port\_name)

MPI\_CLOSE\_PORT(PORT\_NAME, IERROR)

CHARACTER\*(\*) PORT\_NAME

INTEGER IERROR

{void MPI::Close\_port(const char\* port\_name) (*binding deprecated, see Section 15.2*)  
}

This function releases the network address represented by port\_name.

MPI\_COMM\_ACCEPT(port\_name, info, root, comm, newcomm)

IN port\_name port name (string, used only on root)

IN info implementation-dependent information (handle, used only on root)

IN root rank in comm of root node (integer)

IN comm intracommunicator over which call is collective (handle)

OUT newcomm intercommunicator with client as remote group (handle)

int MPI\_Comm\_accept(char \*port\_name, MPI\_Info info, int root, MPI\_Comm comm, MPI\_Comm \*newcomm)

MPI\_COMM\_ACCEPT(PORT\_NAME, INFO, ROOT, COMM, NEWCOMM, IERROR)

CHARACTER\*(\*) PORT\_NAME

INTEGER INFO, ROOT, COMM, NEWCOMM, IERROR

{MPI::Intercomm MPI::Intracomm::Accept(const char\* port\_name, const MPI::Info& info, int root) const (*binding deprecated, see Section 15.2*) }

MPI\_COMM\_ACCEPT establishes communication with a client. It is collective over the calling communicator. It returns an intercommunicator that allows communication with the client.

The port\_name must have been established through a call to MPI\_OPEN\_PORT.

info is a implementation-defined string that may allow fine control over the ACCEPT call.

### 10.4.3 Client Routines

There is only one routine on the client side.

`MPI_COMM_CONNECT(port_name, info, root, comm, newcomm)`

IN	<code>port_name</code>	network address (string, used only on root)
IN	<code>info</code>	implementation-dependent information (handle, used only on root)
IN	<code>root</code>	rank in <code>comm</code> of root node (integer)
IN	<code>comm</code>	intracommunicator over which call is collective (handle)
OUT	<code>newcomm</code>	intercommunicator with server as remote group (handle)

```
int MPI_Comm_connect(char *port_name, MPI_Info info, int root,
                    MPI_Comm comm, MPI_Comm *newcomm)
```

```
MPI_COMM_CONNECT(PORT_NAME, INFO, ROOT, COMM, NEWCOMM, IERROR)
CHARACTER*(*) PORT_NAME
INTEGER INFO, ROOT, COMM, NEWCOMM, IERROR
```

```
{MPI::Intercomm MPI::Intracomm::Connect(const char* port_name,
    const MPI::Info& info, int root) const(binding deprecated, see
    Section 15.2) }
```

This routine establishes communication with a server specified by `port_name`. It is collective over the calling communicator and returns an intercommunicator in which the remote group participated in an `MPI_COMM_ACCEPT`.

If the named port does not exist (or has been closed), `MPI_COMM_CONNECT` raises an error of class `MPI_ERR_PORT`.

If the port exists, but does not have a pending `MPI_COMM_ACCEPT`, the connection attempt will eventually time out after an implementation-defined time, or succeed when the server calls `MPI_COMM_ACCEPT`. In the case of a time out, `MPI_COMM_CONNECT` raises an error of class `MPI_ERR_PORT`.

*Advice to implementors.* The time out period may be arbitrarily short or long. However, a high quality implementation will try to queue connection attempts so that a server can handle simultaneous requests from several clients. A high quality implementation may also provide a mechanism, through the `info` arguments to `MPI_OPEN_PORT`, `MPI_COMM_ACCEPT` and/or `MPI_COMM_CONNECT`, for the user to control timeout and queuing behavior. (*End of advice to implementors.*)

MPI provides no guarantee of fairness in servicing connection attempts. That is, connection attempts are not necessarily satisfied in the order they were initiated and competition from other connection attempts may prevent a particular connection attempt from being satisfied.

`port_name` is the address of the server. It must be the same as the name returned by `MPI_OPEN_PORT` on the server. Some freedom is allowed here. If there are equivalent

forms of `port_name`, an implementation may accept them as well. For instance, if `port_name` is `(hostname:port)`, an implementation may accept `(ip_address:port)` as well.

#### 10.4.4 Name Publishing

The routines in this section provide a mechanism for publishing names. A (`service_name`, `port_name`) pair is published by the server, and may be retrieved by a client using the `service_name` only. An MPI implementation defines the *scope* of the `service_name`, that is, the domain over which the `service_name` can be retrieved. If the domain is the empty set, that is, if no client can retrieve the information, then we say that name publishing is not supported. Implementations should document how the scope is determined. High-quality implementations will give some control to users through the `info` arguments to name publishing functions. Examples are given in the descriptions of individual functions.

`MPI_PUBLISH_NAME(service_name, info, port_name)`

IN	<code>service_name</code>	a service name to associate with the port (string)
IN	<code>info</code>	implementation-specific information (handle)
IN	<code>port_name</code>	a port name (string)

`int MPI_Publish_name(char *service_name, MPI_Info info, char *port_name)`

`MPI_PUBLISH_NAME(SERVICE_NAME, INFO, PORT_NAME, IERROR)`

INTEGER `INFO`, `IERROR`

CHARACTER\*(\*) `SERVICE_NAME`, `PORT_NAME`

{void MPI::Publish\_name(const char\* service\_name, const MPI::Info& info, const char\* port\_name) (*binding deprecated, see Section 15.2*) }

This routine publishes the pair (`port_name`, `service_name`) so that an application may retrieve a system-supplied `port_name` using a well-known `service_name`.

The implementation must define the *scope* of a published service name, that is, the domain over which the service name is unique, and conversely, the domain over which the (`port name`, `service name`) pair may be retrieved. For instance, a service name may be unique to a job (where job is defined by a distributed operating system or batch scheduler), unique to a machine, or unique to a Kerberos realm. The scope may depend on the `info` argument to `MPI_PUBLISH_NAME`.

MPI permits publishing more than one `service_name` for a single `port_name`. On the other hand, if `service_name` has already been published within the scope determined by `info`, the behavior of `MPI_PUBLISH_NAME` is undefined. An MPI implementation may, through a mechanism in the `info` argument to `MPI_PUBLISH_NAME`, provide a way to allow multiple servers with the same service in the same scope. In this case, an implementation-defined policy will determine which of several port names is returned by `MPI_LOOKUP_NAME`.

Note that while `service_name` has a limited scope, determined by the implementation, `port_name` always has global scope within the communication universe used by the implementation (i.e., it is globally unique).

`port_name` should be the name of a port established by `MPI_OPEN_PORT` and not yet deleted by `MPI_CLOSE_PORT`. If it is not, the result is undefined.

*Advice to implementors.* In some cases, an MPI implementation may use a name service that a user can also access directly. In this case, a name published by MPI could easily conflict with a name published by a user. In order to avoid such conflicts, MPI implementations should mangle service names so that they are unlikely to conflict with user code that makes use of the same service. Such name mangling will of course be completely transparent to the user.

The following situation is problematic but unavoidable, if we want to allow implementations to use nameservers. Suppose there are multiple instances of “ocean” running on a machine. If the scope of a service name is confined to a job, then multiple oceans can coexist. If an implementation provides site-wide scope, however, multiple instances are not possible as all calls to `MPI_PUBLISH_NAME` after the first may fail. There is no universal solution to this.

To handle these situations, a high-quality implementation should make it possible to limit the domain over which names are published. (*End of advice to implementors.*)

```
MPI_UNPUBLISH_NAME(service_name, info, port_name)
```

IN	service_name	a service name (string)
IN	info	implementation-specific information (handle)
IN	port_name	a port name (string)

```
int MPI_Unpublish_name(char *service_name, MPI_Info info, char *port_name)
```

```
MPI_UNPUBLISH_NAME(SERVICE_NAME, INFO, PORT_NAME, IERROR)
    INTEGER INFO, IERROR
    CHARACTER*(*) SERVICE_NAME, PORT_NAME
```

```
{void MPI::Unpublish_name(const char* service_name, const MPI::Info& info,
    const char* port_name) (binding deprecated, see Section 15.2) }
```

This routine unpublishes a service name that has been previously published. Attempting to unpublish a name that has not been published or has already been unpublished is erroneous and is indicated by the error class `MPI_ERR_SERVICE`.

All published names must be unpublished before the corresponding port is closed and before the publishing process exits. The behavior of `MPI_UNPUBLISH_NAME` is implementation dependent when a process tries to unpublish a name that it did not publish.

If the `info` argument was used with `MPI_PUBLISH_NAME` to tell the implementation how to publish names, the implementation may require that `info` passed to `MPI_UNPUBLISH_NAME` contain information to tell the implementation how to unpublish a name.

```

MPI_LOOKUP_NAME(service_name, info, port_name) 1
IN      service_name      a service name (string) 2
IN      info              implementation-specific information (handle) 3
OUT     port_name         a port name (string) 4
                                           5
                                           6
int MPI_Lookup_name(char *service_name, MPI_Info info, char *port_name) 7
MPI_LOOKUP_NAME(SERVICE_NAME, INFO, PORT_NAME, IERROR) 8
CHARACTER*(*) SERVICE_NAME, PORT_NAME 9
INTEGER INFO, IERROR 10
{void MPI::Lookup_name(const char* service_name, const MPI::Info& info, 11
char* port_name) (binding deprecated, see Section 15.2) } 12
                                           13
                                           14

```

This function retrieves a `port_name` published by `MPI_PUBLISH_NAME` with `service_name`. If `service_name` has not been published, it raises an error in the error class `MPI_ERR_NAME`. The application must supply a `port_name` buffer large enough to hold the largest possible port name (see discussion above under `MPI_OPEN_PORT`).

If an implementation allows multiple entries with the same `service_name` within the same scope, a particular `port_name` is chosen in a way determined by the implementation.

If the `info` argument was used with `MPI_PUBLISH_NAME` to tell the implementation how to publish names, a similar `info` argument may be required for `MPI_LOOKUP_NAME`.

#### 10.4.5 Reserved Key Values

The following key values are reserved. An implementation is not required to interpret these key values, but if it does interpret the key value, it must provide the functionality described.

`ip_port` Value contains IP port number at which to establish a port. (Reserved for `MPI_OPEN_PORT` only).

`ip_address` Value contains IP address at which to establish a port. If the address is not a valid IP address of the host on which the `MPI_OPEN_PORT` call is made, the results are undefined. (Reserved for `MPI_OPEN_PORT` only).

#### 10.4.6 Client/Server Examples

Simplest Example — Completely Portable.

The following example shows the simplest way to use the client/server interface. It does not use service names at all.

On the server side:

```

char myport[MPI_MAX_PORT_NAME];
MPI_Comm intercomm;
/* ... */
MPI_Open_port(MPI_INFO_NULL, myport);
printf("port name is: %s\n", myport);

```

```

1     MPI_Comm_accept(myport, MPI_INFO_NULL, 0, MPI_COMM_SELF, &intercomm);
2     /* do something with intercomm */

```

The server prints out the port name to the terminal and the user must type it in when starting up the client (assuming the MPI implementation supports stdin such that this works). On the client side:

```

7     MPI_Comm intercomm;
8     char name[MPI_MAX_PORT_NAME];
9     printf("enter port name: ");
10    gets(name);
11    MPI_Comm_connect(name, MPI_INFO_NULL, 0, MPI_COMM_SELF, &intercomm);

```

### Ocean/Atmosphere - Relies on Name Publishing

In this example, the “ocean” application is the “server” side of a coupled ocean-atmosphere climate model. It assumes that the MPI implementation publishes names.

```

19    MPI_Open_port(MPI_INFO_NULL, port_name);
20    MPI_Publish_name("ocean", MPI_INFO_NULL, port_name);
22    MPI_Comm_accept(port_name, MPI_INFO_NULL, 0, MPI_COMM_SELF, &intercomm);
23    /* do something with intercomm */
24    MPI_Unpublish_name("ocean", MPI_INFO_NULL, port_name);

```

On the client side:

```

28    MPI_Lookup_name("ocean", MPI_INFO_NULL, port_name);
29    MPI_Comm_connect( port_name, MPI_INFO_NULL, 0, MPI_COMM_SELF,
30                    &intercomm);

```

### Simple Client-Server Example.

This is a simple example; the server accepts only a single connection at a time and serves that connection until the client requests to be disconnected. The server is a single process.

Here is the server. It accepts a single connection and then processes data until it receives a message with tag 1. A message with tag 0 tells the server to exit.

```

39    #include "mpi.h"
40    int main( int argc, char **argv )
41    {
42        MPI_Comm client;
43        MPI_Status status;
44        char port_name[MPI_MAX_PORT_NAME];
45        double buf[MAX_DATA];
46        int    size, again;
47
48        MPI_Init( &argc, &argv );

```

```

MPI_Comm_size(MPI_COMM_WORLD, &size);           1
if (size != 1) error(FATAL, "Server too big");   2
MPI_Open_port(MPI_INFO_NULL, port_name);        3
printf("server available at %s\n",port_name);    4
while (1) {                                       5
    MPI_Comm_accept( port_name, MPI_INFO_NULL, 0, MPI_COMM_WORLD,
                    &client );                  6
    again = 1;                                    8
    while (again) {                               9
        MPI_Recv( buf, MAX_DATA, MPI_DOUBLE,
                MPI_ANY_SOURCE, MPI_ANY_TAG, client, &status ); 10
        switch (status.MPI_TAG) {                12
            case 0: MPI_Comm_free( &client );    13
                    MPI_Close_port(port_name);  14
                    MPI_Finalize();             15
                    return 0;                   16
            case 1: MPI_Comm_disconnect( &client ); 17
                    again = 0;                  18
                    break;                       19
            case 2: /* do something */           20
                    ...                          21
            default:                             22
                    /* Unexpected message type */ 23
                    MPI_Abort( MPI_COMM_WORLD, 1 ); 24
        }                                         25
    }                                           26
}                                               27
}                                               28
}                                               29

```

Here is the client.

```

#include "mpi.h"                                  31
int main( int argc, char **argv )                32
{                                                 33
    MPI_Comm server;                              34
    double buf[MAX_DATA];                        35
    char port_name[MPI_MAX_PORT_NAME];           36
                                                37
    MPI_Init( &argc, &argv );                    38
    strcpy(port_name, argv[1] ); /* assume server's name is cmd-line arg */ 39
                                                40
    MPI_Comm_connect( port_name, MPI_INFO_NULL, 0, MPI_COMM_WORLD,
                    &server );                    41
                                                42
    while (!done) {                               43
        tag = 2; /* Action to perform */         44
        MPI_Send( buf, n, MPI_DOUBLE, 0, tag, server ); 45
        /* etc */                                 46
                                                47
                                                48

```

```
1     }
2     MPI_Send( buf, 0, MPI_DOUBLE, 0, 1, server );
3     MPI_Comm_disconnect( &server );
4     MPI_Finalize();
5     return 0;
6 }
7
8
9
```

## 10.5 Other Functionality

### 10.5.1 Universe Size

Many “dynamic” MPI applications are expected to exist in a static runtime environment, in which resources have been allocated before the application is run. When a user (or possibly a batch system) runs one of these quasi-static applications, she will usually specify a number of processes to start and a total number of processes that are expected. An application simply needs to know how many slots there are, i.e., how many processes it should spawn.

MPI provides an attribute on `MPI_COMM_WORLD`, `MPI_UNIVERSE_SIZE`, that allows the application to obtain this information in a portable manner. This attribute indicates the total number of processes that are expected. In Fortran, the attribute is the integer value. In C, the attribute is a pointer to the integer value. An application typically subtracts the size of `MPI_COMM_WORLD` from `MPI_UNIVERSE_SIZE` to find out how many processes it should spawn. `MPI_UNIVERSE_SIZE` is initialized in `MPI_INIT` and is not changed by MPI. If defined, it has the same value on all processes of `MPI_COMM_WORLD`. `MPI_UNIVERSE_SIZE` is determined by the application startup mechanism in a way not specified by MPI. (The size of `MPI_COMM_WORLD` is another example of such a parameter.)

Possibilities for how `MPI_UNIVERSE_SIZE` might be set include

- A `-universe_size` argument to a program that starts MPI processes.
- Automatic interaction with a batch scheduler to figure out how many processors have been allocated to an application.
- An environment variable set by the user.
- Extra information passed to `MPI_COMM_SPAWN` through the info argument.

An implementation must document how `MPI_UNIVERSE_SIZE` is set. An implementation may not support the ability to set `MPI_UNIVERSE_SIZE`, in which case the attribute `MPI_UNIVERSE_SIZE` is not set.

`MPI_UNIVERSE_SIZE` is a recommendation, not necessarily a hard limit. For instance, some implementations may allow an application to spawn 50 processes per processor, if they are requested. However, it is likely that the user only wants to spawn one process per processor.

`MPI_UNIVERSE_SIZE` is assumed to have been specified when an application was started, and is in essence a portable mechanism to allow the user to pass to the application (through the MPI process startup mechanism, such as `mpirexec`) a piece of critical runtime information. Note that no interaction with the runtime environment is required. If the runtime environment changes size while an application is running, `MPI_UNIVERSE_SIZE` is not updated, and the application must find out about the change through direct communication with the runtime system.



### 10.5.2 Singleton MPI\_INIT

A high-quality implementation will allow any process (including those not started with a “parallel application” mechanism) to become an MPI process by calling MPI\_INIT. Such a process can then connect to other MPI processes using the MPI\_COMM\_ACCEPT and MPI\_COMM\_CONNECT routines, or spawn other MPI processes. MPI does not mandate this behavior, but strongly encourages it where technically feasible.

*Advice to implementors.* To start MPI processes belonging to the same MPI\_COMM\_WORLD requires some special coordination. The processes must be started at the “same” time, they must have a mechanism to establish communication, etc. Either the user or the operating system must take special steps beyond simply starting processes.

When an application enters MPI\_INIT, clearly it must be able to determine if these special steps were taken. If a process enters MPI\_INIT and determines that no special steps were taken (i.e., it has not been given the information to form an MPI\_COMM\_WORLD with other processes) it succeeds and forms a singleton MPI program, that is, one in which MPI\_COMM\_WORLD has size 1.

In some implementations, MPI may not be able to function without an “MPI environment.” For example, MPI may require that daemons be running or MPI may not be able to work at all on the front-end of an MPP. In this case, an MPI implementation may either

1. Create the environment (e.g., start a daemon) or
2. Raise an error if it cannot create the environment and the environment has not been started independently.

A high-quality implementation will try to create a singleton MPI process and not raise an error.

*(End of advice to implementors.)*

### 10.5.3 MPI\_APPNUM

There is a predefined attribute MPI\_APPNUM of MPI\_COMM\_WORLD. In Fortran, the attribute is an integer value. In C, the attribute is a pointer to an integer value. If a process was spawned with MPI\_COMM\_SPAWN\_MULTIPLE, MPI\_APPNUM is the command number that generated the current process. Numbering starts from zero. If a process was spawned with MPI\_COMM\_SPAWN, it will have MPI\_APPNUM equal to zero.

Additionally, if the process was not started by a spawn call, but by an implementation-specific startup mechanism that can handle multiple process specifications, MPI\_APPNUM should be set to the number of the corresponding process specification. In particular, if it is started with

```
mpixec spec0 [: spec1 : spec2 : ...]
```

MPI\_APPNUM should be set to the number of the corresponding specification.

If an application was not spawned with MPI\_COMM\_SPAWN or MPI\_COMM\_SPAWN\_MULTIPLE, and MPI\_APPNUM doesn’t make sense in the context of the implementation-specific startup mechanism, MPI\_APPNUM is not set.

1 MPI implementations may optionally provide a mechanism to override the value of  
 2 MPI\_APPNUM through the info argument. MPI reserves the following key for all SPAWN  
 3 calls.

4  
 5 appnum Value contains an integer that overrides the default value for MPI\_APPNUM in the  
 6 child.

7 *Rationale.* When a single application is started, it is able to figure out how many pro-  
 8 cesses there are by looking at the size of MPI\_COMM\_WORLD. An application consisting  
 9 of multiple SPMD sub-applications has no way to find out how many sub-applications  
 10 there are and to which sub-application the process belongs. While there are ways to  
 11 figure it out in special cases, there is no general mechanism. MPI\_APPNUM provides  
 12 such a general mechanism. (*End of rationale.*)  
 13

#### 14 10.5.4 Releasing Connections

15  
 16 Before a client and server connect, they are independent MPI applications. An error in one  
 17 does not affect the other. After establishing a connection with MPI\_COMM\_CONNECT and  
 18 MPI\_COMM\_ACCEPT, an error in one may affect the other. It is desirable for a client and  
 19 server to be able to disconnect, so that an error in one will not affect the other. Similarly,  
 20 it might be desirable for a parent and child to disconnect, so that errors in the child do not  
 21 affect the parent, or vice-versa.

- 22 • Two processes are **connected** if there is a communication path (direct or indirect)  
 23 between them. More precisely:  
 24
  - 25 1. Two processes are connected if  
 26 (a) they both belong to the same communicator (inter- or intra-, including  
 27 MPI\_COMM\_WORLD) *or*  
 28 (b) they have previously belonged to a communicator that was freed with  
 29 MPI\_COMM\_FREE instead of MPI\_COMM\_DISCONNECT *or*  
 30 (c) they both belong to the group of the same window or filehandle.  
 31
  - 32 2. If A is connected to B and B to C, then A is connected to C.
- 33 • Two processes are **disconnected** (also **independent**) if they are not connected.
- 34 • By the above definitions, connectivity is a transitive property, and divides the uni-  
 35 verse of MPI processes into disconnected (independent) sets (equivalence classes) of  
 36 processes.  
 37
- 38 • Processes which are connected, but don't share the same MPI\_COMM\_WORLD may be-  
 39 come disconnected (independent) if the communication path between them is broken  
 40 by using MPI\_COMM\_DISCONNECT.  
 41

42 The following additional rules apply to MPI routines in other chapters:

- 43 • MPI\_FINALIZE is collective over a set of connected processes.
- 44
- 45 • MPI\_ABORT does not abort independent processes. It may abort all processes in  
 46 the caller's MPI\_COMM\_WORLD (ignoring its comm argument). Additionally, it may  
 47 abort connected processes as well, though it makes a "best attempt" to abort only  
 48 the processes in comm.

- If a process terminates without calling `MPI_FINALIZE`, independent processes are not affected but the effect on connected processes is not defined.

`MPI_COMM_DISCONNECT(comm)`

INOUT    `comm`                                    communicator (handle)

`int MPI_Comm_disconnect(MPI_Comm *comm)`

`MPI_COMM_DISCONNECT(COMM, IERROR)`

INTEGER `COMM`, `IERROR`

{`void MPI::Comm::Disconnect()` (*binding deprecated, see Section 15.2*) }

This function waits for all pending communication on `comm` to complete internally, deallocates the communicator object, and sets the handle to `MPI_COMM_NULL`. It is a collective operation.

It may not be called with the communicator `MPI_COMM_WORLD` or `MPI_COMM_SELF`.

`MPI_COMM_DISCONNECT` may be called only if all communication is complete and matched, so that buffered data can be delivered to its destination. This requirement is the same as for `MPI_FINALIZE`.

`MPI_COMM_DISCONNECT` has the same action as `MPI_COMM_FREE`, except that it waits for pending communication to finish internally and enables the guarantee about the behavior of disconnected processes.

*Advice to users.* To disconnect two processes you may need to call `MPI_COMM_DISCONNECT`, `MPI_WIN_FREE` and `MPI_FILE_CLOSE` to remove all communication paths between the two processes. Notes that it may be necessary to disconnect several communicators (or to free several windows or files) before two processes are completely independent. (*End of advice to users.*)

*Rationale.* It would be nice to be able to use `MPI_COMM_FREE` instead, but that function explicitly does not wait for pending communication to complete. (*End of rationale.*)

### 10.5.5 Another Way to Establish MPI Communication

`MPI_COMM_JOIN(fd, intercomm)`

IN        `fd`                                        socket file descriptor

OUT       `intercomm`                                new intercommunicator (handle)

`int MPI_Comm_join(int fd, MPI_Comm *intercomm)`

`MPI_COMM_JOIN(FD, INTERCOMM, IERROR)`

INTEGER `FD`, `INTERCOMM`, `IERROR`

{`static MPI::Intercomm MPI::Comm::Join(const int fd)` (*binding deprecated, see Section 15.2*) }

1 MPI\_COMM\_JOIN is intended for MPI implementations that exist in an environment  
2 supporting the Berkeley Socket interface [37, 41]. Implementations that exist in an environ-  
3 ment not supporting Berkeley Sockets should provide the entry point for MPI\_COMM\_JOIN  
4 and should return MPI\_COMM\_NULL.

5 This call creates an intercommunicator from the union of two MPI processes which are  
6 connected by a socket. MPI\_COMM\_JOIN should normally succeed if the local and remote  
7 processes have access to the same implementation-defined MPI communication universe.  
8

9 *Advice to users.* An MPI implementation may require a specific communication  
10 medium for MPI communication, such as a shared memory segment or a special switch.  
11 In this case, it may not be possible for two processes to successfully join even if there  
12 is a socket connecting them and they are using the same MPI implementation. (*End*  
13 *of advice to users.*)

14  
15 *Advice to implementors.* A high-quality implementation will attempt to establish  
16 communication over a slow medium if its preferred one is not available. If implemen-  
17 tations do not do this, they must document why they cannot do MPI communication  
18 over the medium used by the socket (especially if the socket is a TCP connection).  
19 (*End of advice to implementors.*)

20  
21 `fd` is a file descriptor representing a socket of type `SOCK_STREAM` (a two-way reliable  
22 byte-stream connection). Nonblocking I/O and asynchronous notification via `SIGIO` must  
23 not be enabled for the socket. The socket must be in a connected state. The socket must  
24 be quiescent when `MPI_COMM_JOIN` is called (see below). It is the responsibility of the  
25 application to create the socket using standard socket API calls.

26 `MPI_COMM_JOIN` must be called by the process at each end of the socket. It does not  
27 return until both processes have called `MPI_COMM_JOIN`. The two processes are referred  
28 to as the local and remote processes.

29 MPI uses the socket to bootstrap creation of the intercommunicator, and for nothing  
30 else. Upon return from `MPI_COMM_JOIN`, the file descriptor will be open and quiescent  
31 (see below).

32 If MPI is unable to create an intercommunicator, but is able to leave the socket in its  
33 original state, with no pending communication, it succeeds and sets `intercomm` to  
34 `MPI_COMM_NULL`.

35 The socket must be quiescent before `MPI_COMM_JOIN` is called and after  
36 `MPI_COMM_JOIN` returns. More specifically, on entry to `MPI_COMM_JOIN`, a `read` on the  
37 socket will not read any data that was written to the socket before the remote process called  
38 `MPI_COMM_JOIN`. On exit from `MPI_COMM_JOIN`, a `read` will not read any data that was  
39 written to the socket before the remote process returned from `MPI_COMM_JOIN`. It is the  
40 responsibility of the application to ensure the first condition, and the responsibility of the  
41 MPI implementation to ensure the second. In a multithreaded application, the application  
42 must ensure that one thread does not access the socket while another is calling  
43 `MPI_COMM_JOIN`, or call `MPI_COMM_JOIN` concurrently.

44  
45 *Advice to implementors.* MPI is free to use any available communication path(s)  
46 for MPI messages in the new communicator; the socket is only used for the initial  
47 handshaking. (*End of advice to implementors.*)  
48

MPI\_COMM\_JOIN uses non-MPI communication to do its work. The interaction of non-MPI communication with pending MPI communication is not defined. Therefore, the result of calling MPI\_COMM\_JOIN on two connected processes (see Section 10.5.4 on page 358 for the definition of connected) is undefined.

The returned communicator may be used to establish MPI communication with additional processes, through the usual MPI communicator creation mechanisms.

1  
2  
3  
4  
5  
6  
7  
8  
9  
10  
11  
12  
13  
14  
15  
16  
17  
18  
19  
20  
21  
22  
23  
24  
25  
26  
27  
28  
29  
30  
31  
32  
33  
34  
35  
36  
37  
38  
39  
40  
41  
42  
43  
44  
45  
46  
47  
48

1  
2  
3  
4  
5  
6  
7  
8  
9  
10  
11  
12  
13  
14  
15  
16  
17  
18  
19  
20  
21  
22  
23  
24  
25  
26  
27  
28  
29  
30  
31  
32  
33  
34  
35  
36  
37  
38  
39  
40  
41  
42  
43  
44  
45  
46  
47  
48

1  
2  
3  
4  
5  
6  
7  
8  
9  
10  
11  
12  
13  
14  
15  
16  
17  
18  
19  
20  
21  
22  
23  
24  
25  
26  
27  
28  
29  
30  
31  
32  
33  
34  
35  
36  
37  
38  
39  
40  
41  
42  
43  
44  
45  
46  
47  
48

# Chapter 11

## One-Sided Communications

### 11.1 Introduction

Remote Memory Access (RMA) extends the communication mechanisms of MPI by allowing one process to specify all communication parameters, both for the sending side and for the receiving side. This mode of communication facilitates the coding of some applications with dynamically changing data access patterns where the data distribution is fixed or slowly changing. In such a case, each process can compute what data it needs to access or update at other processes. However, processes may not know which data in their own memory need to be accessed or updated by remote processes, and may not even know the identity of these processes. Thus, the transfer parameters are all available only on one side. Regular send/receive communication requires matching operations by sender and receiver. In order to issue the matching operations, an application needs to distribute the transfer parameters. This may require all processes to participate in a time consuming global computation, or to periodically poll for potential communication requests to receive and act upon. The use of RMA communication mechanisms avoids the need for global computations or explicit polling. A generic example of this nature is the execution of an assignment of the form  $A = B(\text{map})$ , where  $\text{map}$  is a permutation vector, and  $A$ ,  $B$  and  $\text{map}$  are distributed in the same manner.

Message-passing communication achieves two effects: *communication* of data from sender to receiver; and *synchronization* of sender with receiver. The RMA design separates these two functions. Three communication calls are provided: `MPI_PUT` (remote write), `MPI_GET` (remote read) and `MPI_ACCUMULATE` (remote update). A larger number of synchronization calls are provided that support different synchronization styles. The design is similar to that of weakly coherent memory systems: correct ordering of memory accesses has to be imposed by the user, using synchronization calls; the implementation can delay communication operations until the synchronization calls occur, for efficiency.

The design of the RMA functions allows implementors to take advantage, in many cases, of fast communication mechanisms provided by various platforms, such as coherent or noncoherent shared memory, DMA engines, hardware-supported put/get operations, communication coprocessors, etc. The most frequently used RMA communication mechanisms can be layered on top of message-passing. However, support for asynchronous communication agents (handlers, threads, etc.) is needed, for certain RMA functions, in a distributed memory environment.

We shall denote by **origin** the process that performs the call, and by **target** the

process in which the memory is accessed. Thus, in a put operation, source=origin and destination=target; in a get operation, source=target and destination=origin.

## 11.2 Initialization

### 11.2.1 Window Creation

The initialization operation allows each process in an intracommunicator group to specify, in a collective operation, a “window” in its memory that is made accessible to accesses by remote processes. The call returns an opaque object that represents the group of processes that own and access the set of windows, and the attributes of each window, as specified by the initialization call.

```
MPI_WIN_CREATE(base, size, disp_unit, info, comm, win)
```

IN	base	initial address of window (choice)
IN	size	size of window in bytes (non-negative integer)
IN	disp_unit	local unit size for displacements, in bytes (positive integer)
IN	info	info argument (handle)
IN	comm	communicator (handle)
OUT	win	window object returned by the call (handle)

```
int MPI_Win_create(void *base, MPI_Aint size, int disp_unit, MPI_Info info,
                  MPI_Comm comm, MPI_Win *win)
```

```
MPI_WIN_CREATE(BASE, SIZE, DISP_UNIT, INFO, COMM, WIN, IERROR)
```

```
<type> BASE(*)
INTEGER(KIND=MPI_ADDRESS_KIND) SIZE
INTEGER DISP_UNIT, INFO, COMM, WIN, IERROR
```

```
{static MPI::Win MPI::Win::Create(const void* base, MPI::Aint size, int
                                disp_unit, const MPI::Info& info, const MPI::Intracomm&
                                comm) (binding deprecated, see Section 15.2) }
```

This is a collective call executed by all processes in the group of comm. It returns a window object that can be used by these processes to perform RMA operations. Each process specifies a window of existing memory that it exposes to RMA accesses by the processes in the group of comm. The window consists of size bytes, starting at address base. A process may elect to expose no memory by specifying size = 0.

The displacement unit argument is provided to facilitate address arithmetic in RMA operations: the target displacement argument of an RMA operation is scaled by the factor disp\_unit specified by the target process, at window creation.

*Rationale.* The window size is specified using an address sized integer, so as to allow windows that span more than 4 GB of address space. (Even if the physical memory size is less than 4 GB, the address range may be larger than 4 GB, if addresses are not contiguous.) (*End of rationale.*)



*Advice to users.* Common choices for `disp_unit` are 1 (no scaling), and (in C syntax) `sizeof(type)`, for a window that consists of an array of elements of type `type`. The later choice will allow one to use array indices in RMA calls, and have those scaled correctly to byte displacements, even in a heterogeneous environment. (*End of advice to users.*)

The `info` argument provides optimization hints to the runtime about the expected usage pattern of the window. The following `info` key is predefined:

`no_locks` — if set to `true`, then the implementation may assume that the local window is never locked (by a call to `MPI_WIN_LOCK`). This implies that this window is not used for 3-party communication, and RMA can be implemented with no (less) asynchronous agent activity at this process.

The various processes in the group of `comm` may specify completely different target windows, in location, size, displacement units and `info` arguments. As long as all the `get`, `put` and `accumulate` accesses to a particular process fit their specific target window this should pose no problem. The same area in memory may appear in multiple windows, each associated with a different window object. However, concurrent communications to distinct, overlapping windows may lead to erroneous results.

*Advice to users.* A window can be created in any part of the process memory. However, on some systems, the performance of windows in memory allocated by `MPI_ALLOC_MEM` (Section 8.2, page 300) will be better. Also, on some systems, performance is improved when window boundaries are aligned at “natural” boundaries (word, double-word, cache line, page frame, etc.). (*End of advice to users.*)

*Advice to implementors.* In cases where RMA operations use different mechanisms in different memory areas (e.g., load/store in a shared memory segment, and an asynchronous handler in private memory), the `MPI_WIN_CREATE` call needs to figure out which type of memory is used for the window. To do so, MPI maintains, internally, the list of memory segments allocated by `MPI_ALLOC_MEM`, or by other, implementation specific, mechanisms, together with information on the type of memory segment allocated. When a call to `MPI_WIN_CREATE` occurs, then MPI checks which segment contains each window, and decides, accordingly, which mechanism to use for RMA operations.

Vendors may provide additional, implementation-specific mechanisms to allocate or to specify memory regions that are preferable for use in one-sided communication. In particular, such mechanisms can be used to place static variables into such preferred regions.

Implementors should document any performance impact of window alignment. (*End of advice to implementors.*)

`MPI_WIN_FREE(win)`

INOUT win window object (handle)

```

1 int MPI_Win_free(MPI_Win *win)
2
3 MPI_WIN_FREE(WIN, IERROR)
4     INTEGER WIN, IERROR
5
6 {void MPI::Win::Free() (binding deprecated, see Section 15.2) }

```

Frees the window object `win` and returns a null handle (equal to `MPI_WIN_NULL`). This is a collective call executed by all processes in the group associated with `win`. `MPI_WIN_FREE(win)` can be invoked by a process only after it has completed its involvement in RMA communications on window `win`: i.e., the process has called `MPI_WIN_FENCE`, or called `MPI_WIN_WAIT` to match a previous call to `MPI_WIN_POST` or called `MPI_WIN_COMPLETE` to match a previous call to `MPI_WIN_START` or called `MPI_WIN_UNLOCK` to match a previous call to `MPI_WIN_LOCK`. When the call returns, the window memory can be freed.

*Advice to implementors.* `MPI_WIN_FREE` requires a barrier synchronization: no process can return from free until all processes in the group of `win` called free. This, to ensure that no process will attempt to access a remote window (e.g., with lock/unlock) after it was freed. (*End of advice to implementors.*)

### 11.2.2 Window Attributes

The following three attributes are cached with a window, when the window is created.

<code>MPI_WIN_BASE</code>	window base address.
<code>MPI_WIN_SIZE</code>	window size, in bytes.
<code>MPI_WIN_DISP_UNIT</code>	displacement unit associated with the window.

In C, calls to `MPI_Win_get_attr(win, MPI_WIN_BASE, &base, &flag)`, `MPI_Win_get_attr(win, MPI_WIN_SIZE, &size, &flag)` and `MPI_Win_get_attr(win, MPI_WIN_DISP_UNIT, &disp_unit, &flag)` will return in `base` a pointer to the start of the window `win`, and will return in `size` and `disp_unit` pointers to the size and displacement unit of the window, respectively. And similarly, in C++.

In Fortran, calls to `MPI_WIN_GET_ATTR(win, MPI_WIN_BASE, base, flag, ierror)`, `MPI_WIN_GET_ATTR(win, MPI_WIN_SIZE, size, flag, ierror)` and `MPI_WIN_GET_ATTR(win, MPI_WIN_DISP_UNIT, disp_unit, flag, ierror)` will return in `base`, `size` and `disp_unit` the (integer representation of) the base address, the size and the displacement unit of the window `win`, respectively. (The window attribute access functions are defined in Section 6.7.3, page 256.)

The other “window attribute,” namely the group of processes attached to the window, can be retrieved using the call below.

```

42 MPI_WIN_GET_GROUP(win, group)
43
44 IN     win                window object (handle)
45 OUT   group              group of processes which share access to the window
46                               (handle)
47
48 int MPI_Win_get_group(MPI_Win win, MPI_Group *group)

```

```
MPI_WIN_GET_GROUP(WIN, GROUP, IERROR)
    INTEGER WIN, GROUP, IERROR
```

```
{MPI::Group MPI::Win::Get_group() const(binding deprecated, see Section 15.2) }
```

MPI\_WIN\_GET\_GROUP returns a duplicate of the group of the communicator used to create the window`[.]` associated with `win`. The group is returned in `group`.

## 11.3 Communication Calls

MPI supports three RMA communication calls: MPI\_PUT transfers data from the caller memory (origin) to the target memory; MPI\_GET transfers data from the target memory to the caller memory; and MPI\_ACCUMULATE updates locations in the target memory, e.g. by adding to these locations values sent from the caller memory. These operations are *nonblocking*: the call initiates the transfer, but the transfer may continue after the call returns. The transfer is completed, both at the origin and at the target, when a subsequent *synchronization* call is issued by the caller on the involved window object. These synchronization calls are described in Section 11.4, page 375.

The local communication buffer of an RMA call should not be updated, and the local communication buffer of a get call should not be accessed after the RMA call, until the subsequent synchronization call completes.

It is erroneous to have concurrent conflicting accesses to the same memory location in a window; if a location is updated by a put or accumulate operation, then this location cannot be accessed by a load or another RMA operation until the updating operation has completed at the target. There is one exception to this rule; namely, the same location can be updated by several concurrent accumulate calls, the outcome being as if these updates occurred in some order. In addition, a window cannot concurrently be updated by a put or accumulate operation and by a local store operation. This, even if these two updates access different locations in the window. The last restriction enables more efficient implementations of RMA operations on many systems. These restrictions are described in more detail in Section 11.7, page 391.

The calls use general datatype arguments to specify communication buffers at the origin and at the target. Thus, a transfer operation may also gather data at the source and scatter it at the destination. However, all arguments specifying both communication buffers are provided by the caller.

For all three calls, the target process may be identical with the origin process; i.e., a process may use an RMA operation to move data in its memory.

*Rationale.* The choice of supporting “self-communication” is the same as for message-passing. It simplifies some coding, and is very useful with accumulate operations, to allow atomic updates of local variables. (*End of rationale.*)

MPI\_PROC\_NULL is a valid target rank in the MPI RMA calls MPI\_ACCUMULATE, MPI\_GET, and MPI\_PUT. The effect is the same as for MPI\_PROC\_NULL in MPI point-to-point communication. After any RMA operation with rank MPI\_PROC\_NULL, it is still necessary to finish the RMA epoch with the synchronization method that started the epoch.

### 11.3.1 Put

The execution of a put operation is similar to the execution of a send by the origin process and a matching receive by the target process. The obvious difference is that all arguments are provided by one call — the call executed by the origin process.

```
MPI_PUT(origin_addr, origin_count, origin_datatype, target_rank, target_disp, target_count,
        target_datatype, win)
```

IN	origin_addr	initial address of origin buffer (choice)
IN	origin_count	number of entries in origin buffer (non-negative integer)
IN	origin_datatype	datatype of each entry in origin buffer (handle)
IN	target_rank	rank of target (non-negative integer)
IN	target_disp	displacement from start of window to target buffer (non-negative integer)
IN	target_count	number of entries in target buffer (non-negative integer)
IN	target_datatype	datatype of each entry in target buffer (handle)
IN	win	window object used for communication (handle)

```
ticket140. int MPI_Put(const void *origin_addr, int origin_count, MPI_Datatype
25         origin_datatype, int target_rank, MPI_Aint target_disp, int
26         target_count, MPI_Datatype target_datatype, MPI_Win win)
27
28 MPI_PUT(ORIGIN_ADDR, ORIGIN_COUNT, ORIGIN_DATATYPE, TARGET_RANK,
29         TARGET_DISP, TARGET_COUNT, TARGET_DATATYPE, WIN, IERROR)
30 <type> ORIGIN_ADDR(*)
31 INTEGER(KIND=MPI_ADDRESS_KIND) TARGET_DISP
32 INTEGER ORIGIN_COUNT, ORIGIN_DATATYPE, TARGET_RANK, TARGET_COUNT,
33 TARGET_DATATYPE, WIN, IERROR
34 {void MPI::Win::Put(const void* origin_addr, int origin_count, const
35         MPI::Datatype& origin_datatype, int target_rank, MPI::Aint
36         target_disp, int target_count, const MPI::Datatype&
37         target_datatype) const(binding deprecated, see Section 15.2) }
```

Transfers `origin_count` successive entries of the type specified by the `origin_datatype`, starting at address `origin_addr` on the origin node to the target node specified by the `win`, `target_rank` pair. The data are written in the target buffer at address `target_addr = window_base + target_disp × disp_unit`, where `window_base` and `disp_unit` are the base address and window displacement unit specified at window initialization, by the target process.

The target buffer is specified by the arguments `target_count` and `target_datatype`.

The data transfer is the same as that which would occur if the origin process executed a send operation with arguments `origin_addr`, `origin_count`, `origin_datatype`, `target_rank`, `tag`, `comm`, and the target process executed a receive operation with arguments `target_addr`,

`target_count`, `target_datatype`, `source`, `tag`, `comm`, where `target_addr` is the target buffer address computed as explained above, and `comm` is a communicator for the group of `win`.

The communication must satisfy the same constraints as for a similar message-passing communication. The `target_datatype` may not specify overlapping entries in the target buffer. The message sent must fit, without truncation, in the target buffer. Furthermore, the target buffer must fit in the target window.

The `target_datatype` argument is a handle to a datatype object defined at the origin process. However, this object is interpreted at the target process: the outcome is as if the target datatype object was defined at the target process, by the same sequence of calls used to define it at the origin process. The target datatype must contain only relative displacements, not absolute addresses. The same holds for `get` and `accumulate`.

*Advice to users.* The `target_datatype` argument is a handle to a datatype object that is defined at the origin process, even though it defines a data layout in the target process memory. This causes no problems in a homogeneous environment, or in a heterogeneous environment, if only portable datatypes are used (portable datatypes are defined in Section 2.4, page 11).

The performance of a `put` transfer can be significantly affected, on some systems, from the choice of window location and the shape and location of the origin and target buffer: transfers to a target window in memory allocated by `MPI_ALLOC_MEM` may be much faster on shared memory systems; transfers from contiguous buffers will be faster on most, if not all, systems; the alignment of the communication buffers may also impact performance. (*End of advice to users.*)

*Advice to implementors.* A high-quality implementation will attempt to prevent remote accesses to memory outside the window that was exposed by the process. This, both for debugging purposes, and for protection with client-server codes that use RMA. I.e., a high-quality implementation will check, if possible, window bounds on each RMA call, and raise an MPI exception at the origin call if an out-of-bound situation occurred. Note that the condition can be checked at the origin. Of course, the added safety achieved by such checks has to be weighed against the added cost of such checks. (*End of advice to implementors.*)

## 11.3.2 Get

```

1  MPI_GET(origin_addr, origin_count, origin_datatype, target_rank, target_disp, target_count,
2      target_datatype, win)
3
4  OUT    origin_addr    initial address of origin buffer (choice)
5
6  IN     origin_count   number of entries in origin buffer (non-negative integer)
7
8  IN     origin_datatype datatype of each entry in origin buffer (handle)
9
10  IN     target_rank    rank of target (non-negative integer)
11
12  IN     target_disp    displacement from window start to the beginning of
13                          the target buffer (non-negative integer)
14
15  IN     target_count   number of entries in target buffer (non-negative integer)
16
17  IN     target_datatype datatype of each entry in target buffer (handle)
18
19  IN     win            window object used for communication (handle)
20

```

```

21  int MPI_Get(void *origin_addr, int origin_count, MPI_Datatype
22      origin_datatype, int target_rank, MPI_Aint target_disp, int
23      target_count, MPI_Datatype target_datatype, MPI_Win win)
24
25  MPI_GET(ORIGIN_ADDR, ORIGIN_COUNT, ORIGIN_DATATYPE, TARGET_RANK,
26      TARGET_DISP, TARGET_COUNT, TARGET_DATATYPE, WIN, IERROR)
27  <type> ORIGIN_ADDR(*)
28  INTEGER(KIND=MPI_ADDRESS_KIND) TARGET_DISP
29  INTEGER ORIGIN_COUNT, ORIGIN_DATATYPE, TARGET_RANK, TARGET_COUNT,
30  TARGET_DATATYPE, WIN, IERROR
31
32  {void MPI::Win::Get(void *origin_addr, int origin_count, const
33      MPI::Datatype& origin_datatype, int target_rank, MPI::Aint
34      target_disp, int target_count, const MPI::Datatype&
35      target_datatype) const(binding deprecated, see Section 15.2) }
36

```

Similar to MPI\_PUT, except that the direction of data transfer is reversed. Data are copied from the target memory to the origin. The `origin_datatype` may not specify overlapping entries in the origin buffer. The target buffer must be contained within the target window, and the copied data must fit, without truncation, in the origin buffer.

## 11.3.3 Examples

**Example 11.1** We show how to implement the generic indirect assignment  $A = B(\text{map})$ , where  $A$ ,  $B$  and  $\text{map}$  have the same distribution, and  $\text{map}$  is a permutation. To simplify, we assume a block distribution with equal size blocks.

```

SUBROUTINE MAPVALS(A, B, map, m, comm, p) 1
USE MPI 2
INTEGER m, map(m), comm, p 3
REAL A(m), B(m) 4
5
INTEGER otype(p), oindex(m), & ! used to construct origin datatypes 6
      ttype(p), tindex(m), & ! used to construct target datatypes 7
      count(p), total(p), & 8
      win, ierr 9
INTEGER (KIND=MPI_ADDRESS_KIND) lowerbound, sizeofreal 10
11
! This part does the work that depends on the locations of B. 12
! Can be reused while this does not change 13
14
CALL MPI_TYPE_GET_EXTENT(MPI_REAL, lowerbound, sizeofreal, ierr) 15
CALL MPI_WIN_CREATE(B, m*sizeofreal, sizeofreal, MPI_INFO_NULL, & 16
      comm, win, ierr) 17
18
! This part does the work that depends on the value of map and 19
! the locations of the arrays. 20
! Can be reused while these do not change 21
22
! Compute number of entries to be received from each process 23
24
DO i=1,p 25
  count(i) = 0 26
END DO 27
DO i=1,m 28
  j = map(i)/m+1 29
  count(j) = count(j)+1 30
END DO 31
32
total(1) = 0 33
DO i=2,p 34
  total(i) = total(i-1) + count(i-1) 35
END DO 36
37
DO i=1,p 38
  count(i) = 0 39
END DO 40
41
! compute origin and target indices of entries. 42
! entry i at current process is received from location 43
! k at process (j-1), where map(i) = (j-1)*m + (k-1), 44
! j = 1..p and k = 1..m 45
46
DO i=1,m 47
  j = map(i)/m+1 48

```

```

1      k = MOD(map(i),m)+1
2      count(j) = count(j)+1
3      oindex(total(j) + count(j)) = i
4      tindex(total(j) + count(j)) = k
5  END DO
6
7  ! create origin and target datatypes for each get operation
8  DO i=1,p
9      CALL MPI_TYPE_CREATE_INDEXED_BLOCK(count(i), 1, oindex(total(i)+1), &
10                                         MPI_REAL, otype(i), ierr)
11     CALL MPI_TYPE_COMMIT(otype(i), ierr)
12     CALL MPI_TYPE_CREATE_INDEXED_BLOCK(count(i), 1, tindex(total(i)+1), &
13                                         MPI_REAL, ttype(i), ierr)
14     CALL MPI_TYPE_COMMIT(ttype(i), ierr)
15  END DO
16
17  ! this part does the assignment itself
18  CALL MPI_WIN_FENCE(0, win, ierr)
19  DO i=1,p
20     CALL MPI_GET(A, 1, otype(i), i-1, 0, 1, ttype(i), win, ierr)
21  END DO
22  CALL MPI_WIN_FENCE(0, win, ierr)
23
24  CALL MPI_WIN_FREE(win, ierr)
25  DO i=1,p
26     CALL MPI_TYPE_FREE(otype(i), ierr)
27     CALL MPI_TYPE_FREE(ttype(i), ierr)
28  END DO
29  RETURN
30  END

```

### Example 11.2

A simpler version can be written that does not require that a datatype be built for the target buffer. But, one then needs a separate get call for each entry, as illustrated below. This code is much simpler, but usually much less efficient, for large arrays.

```

37  SUBROUTINE MAPVALS(A, B, map, m, comm, p)
38  USE MPI
39  INTEGER m, map(m), comm, p
40  REAL A(m), B(m)
41  INTEGER win, ierr
42  INTEGER (KIND=MPI_ADDRESS_KIND) lowerbound, sizeofreal
43
44  CALL MPI_TYPE_GET_EXTENT(MPI_REAL, lowerbound, sizeofreal, ierr)
45  CALL MPI_WIN_CREATE(B, m*sizeofreal, sizeofreal, MPI_INFO_NULL, &
46                      comm, win, ierr)
47
48

```



```

CALL MPI_WIN_FENCE(0, win, ierr)
DO i=1,m
  j = map(i)/m
  k = MOD(map(i),m)
  CALL MPI_GET(A(i), 1, MPI_REAL, j, k, 1, MPI_REAL, win, ierr)
END DO
CALL MPI_WIN_FENCE(0, win, ierr)
CALL MPI_WIN_FREE(win, ierr)
RETURN
END

```

#### 11.3.4 Accumulate Functions

It is often useful in a put operation to combine the data moved to the target process with the data that resides at that process, rather than replacing the data there. This will allow, for example, the accumulation of a sum by having all involved processes add their contribution to the sum variable in the memory of one process.

```

MPI_ACCUMULATE(origin_addr, origin_count, origin_datatype, target_rank, target_disp,
               target_count, target_datatype, op, win)

```

IN	origin_addr	initial address of buffer (choice)	22
IN	origin_count	number of entries in buffer (non-negative integer)	23
IN	origin_datatype	datatype of each buffer entry (handle)	24
IN	target_rank	rank of target (non-negative integer)	25
IN	target_disp	displacement from start of window to beginning of target buffer (non-negative integer)	27
IN	target_count	number of entries in target buffer (non-negative integer)	29
IN	target_datatype	datatype of each entry in target buffer (handle)	31
IN	op	reduce operation (handle)	33
IN	win	window object (handle)	34

```

int MPI_Accumulate(const void *origin_addr, int origin_count,
                 MPI_Datatype origin_datatype, int target_rank,
                 MPI_Aint target_disp, int target_count,
                 MPI_Datatype target_datatype, MPI_Op op, MPI_Win win)
MPI_ACCUMULATE(ORIGIN_ADDR, ORIGIN_COUNT, ORIGIN_DATATYPE, TARGET_RANK,
               TARGET_DISP, TARGET_COUNT, TARGET_DATATYPE, OP, WIN, IERROR)
<type> ORIGIN_ADDR(*)
INTEGER(KIND=MPI_ADDRESS_KIND) TARGET_DISP
INTEGER ORIGIN_COUNT, ORIGIN_DATATYPE, TARGET_RANK, TARGET_COUNT,
TARGET_DATATYPE, OP, WIN, IERROR
{void MPI::Win::Accumulate(const void* origin_addr, int origin_count, const
                          MPI::Datatype& origin_datatype, int target_rank, MPI::Aint

```

```

1      target_disp, int target_count, const MPI::Datatype&
2      target_datatype, const MPI::Op& op) const(binding deprecated, see
3      Section 15.2) }
4

```

Accumulate the contents of the origin buffer (as defined by `origin_addr`, `origin_count` and `origin_datatype`) to the buffer specified by arguments `target_count` and `target_datatype`, at offset `target_disp`, in the target window specified by `target_rank` and `win`, using the operation `op`. This is like `MPI_PUT` except that data is combined into the target area instead of overwriting it.

Any of the predefined operations for `MPI_REDUCE` can be used. User-defined functions cannot be used. For example, if `op` is `MPI_SUM`, each element of the origin buffer is added to the corresponding element in the target, replacing the former value in the target.

Each datatype argument must be a predefined datatype or a derived datatype, where all basic components are of the same predefined datatype. Both datatype arguments must be constructed from the same predefined datatype. The operation `op` applies to elements of that predefined type. `target_datatype` must not specify overlapping entries, and the target buffer must fit in the target window.

A new predefined operation, `MPI_REPLACE`, is defined. It corresponds to the associative function  $f(a, b) = b$ ; i.e., the current value in the target memory is replaced by the value supplied by the origin.

`MPI_REPLACE` can be used only in `MPI_ACCUMULATE`, not in collective reduction operations, such as `MPI_REDUCE` and others.

*Advice to users.* `MPI_PUT` is a special case of `MPI_ACCUMULATE`, with the operation `MPI_REPLACE`. Note, however, that `MPI_PUT` and `MPI_ACCUMULATE` have different constraints on concurrent updates. (*End of advice to users.*)

**Example 11.3** We want to compute  $B(j) = \sum_{\text{map}(i)=j} A(i)$ . The arrays `A`, `B` and `map` are distributed in the same manner. We write the simple version.

```

31 SUBROUTINE SUM(A, B, map, m, comm, p)
32 USE MPI
33 INTEGER m, map(m), comm, p, win, ierr
34 REAL A(m), B(m)
35 INTEGER (KIND=MPI_ADDRESS_KIND) lowerbound, sizeofreal
36
37 CALL MPI_TYPE_GET_EXTENT(MPI_REAL, lowerbound, sizeofreal, ierr)
38 CALL MPI_WIN_CREATE(B, m*sizeofreal, sizeofreal, MPI_INFO_NULL, &
39                    comm, win, ierr)
40
41 CALL MPI_WIN_FENCE(0, win, ierr)
42 DO i=1,m
43   j = map(i)/m
44   k = MOD(map(i),m)
45   CALL MPI_ACCUMULATE(A(i), 1, MPI_REAL, j, k, 1, MPI_REAL, &
46                     MPI_SUM, win, ierr)
47 END DO
48 CALL MPI_WIN_FENCE(0, win, ierr)

```

```
CALL MPI_WIN_FREE(win, ierr)
RETURN
END
```

This code is identical to the code in Example 11.2, page 372, except that a call to `get` has been replaced by a call to `accumulate`. (Note that, if `map` is one-to-one, then the code computes  $B = A(\text{map}^{-1})$ , which is the reverse assignment to the one computed in that previous example.) In a similar manner, we can replace in Example 11.1, page 370, the call to `get` by a call to `accumulate`, thus performing the computation with only one communication between any two processes.

## 11.4 Synchronization Calls

RMA communications fall in two categories:

- **active target** communication, where data is moved from the memory of one process to the memory of another, and both are explicitly involved in the communication. This communication pattern is similar to message passing, except that all the data transfer arguments are provided by one process, and the second process only participates in the synchronization.
- **passive target** communication, where data is moved from the memory of one process to the memory of another, and only the origin process is explicitly involved in the transfer. Thus, two origin processes may communicate by accessing the same location in a target window. The process that owns the target window may be distinct from the two communicating processes, in which case it does not participate explicitly in the communication. This communication paradigm is closest to a shared memory model, where shared data can be accessed by all processes, irrespective of location.

RMA communication calls with argument `win` must occur at a process only within an **access epoch** for `win`. Such an epoch starts with an RMA synchronization call on `win`; it proceeds with zero or more RMA communication calls (`MPI_PUT`, `MPI_GET` or `MPI_ACCUMULATE`) on `win`; it completes with another synchronization call on `win`. This allows users to amortize one synchronization with multiple data transfers and provide implementors more flexibility in the implementation of RMA operations.

Distinct access epochs for `win` at the same process must be disjoint. On the other hand, epochs pertaining to different `win` arguments may overlap. Local operations or other MPI calls may also occur during an epoch.

In active target communication, a target window can be accessed by RMA operations only within an **exposure epoch**. Such an epoch is started and completed by RMA synchronization calls executed by the target process. Distinct exposure epochs at a process on the same window must be disjoint, but such an exposure epoch may overlap with exposure epochs on other windows or with access epochs for the same or other `win` arguments. There is a one-to-one matching between access epochs at origin processes and exposure epochs on target processes: RMA operations issued by an origin process for a target window will access that target window during the same exposure epoch if and only if they were issued during the same access epoch.

1 In passive target communication the target process does not execute RMA synchro-  
2 nization calls, and there is no concept of an exposure epoch.

3 MPI provides three synchronization mechanisms:

- 4
- 5 1. The `MPI_WIN_FENCE` collective synchronization call supports a simple synchroniza-  
6 tion pattern that is often used in parallel computations: namely a loosely-synchronous  
7 model, where global computation phases alternate with global communication phases.  
8 This mechanism is most useful for loosely synchronous algorithms where the graph  
9 of communicating processes changes very frequently, or where each process communi-  
10 cates with many others.

11 This call is used for active target communication. An access epoch at an origin  
12 process or an exposure epoch at a target process are started and completed by calls to  
13 `MPI_WIN_FENCE`. A process can access windows at all processes in the group of win  
14 during such an access epoch, and the local window can be accessed by all processes  
15 in the group of win during such an exposure epoch.

- 16 2. The four functions `MPI_WIN_START`, `MPI_WIN_COMPLETE`, `MPI_WIN_POST` and  
17 `MPI_WIN_WAIT` can be used to restrict synchronization to the minimum: only pairs  
18 of communicating processes synchronize, and they do so only when a synchronization  
19 is needed to order correctly RMA accesses to a window with respect to local accesses  
20 to that same window. This mechanism may be more efficient when each process  
21 communicates with few (logical) neighbors, and the communication graph is fixed or  
22 changes infrequently.

23 These calls are used for active target communication. An access epoch is started  
24 at the origin process by a call to `MPI_WIN_START` and is terminated by a call to  
25 `MPI_WIN_COMPLETE`. The start call has a group argument that specifies the group  
26 of target processes for that epoch. An exposure epoch is started at the target process  
27 by a call to `MPI_WIN_POST` and is completed by a call to `MPI_WIN_WAIT`. The post  
28 call has a group argument that specifies the set of origin processes for that epoch.

- 29 3. Finally, shared and exclusive locks are provided by the two functions `MPI_WIN_LOCK`  
30 and `MPI_WIN_UNLOCK`. Lock synchronization is useful for MPI applications that  
31 emulate a shared memory model via MPI calls; e.g., in a “billboard” model, where  
32 processes can, at random times, access or update different parts of the billboard.

33 These two calls provide passive target communication. An access epoch is started by  
34 a call to `MPI_WIN_LOCK` and terminated by a call to `MPI_WIN_UNLOCK`. Only one  
35 target window can be accessed during that epoch with win.

36

37 Figure 11.1 illustrates the general synchronization pattern for active target communi-  
38 cation. The synchronization between `post` and `start` ensures that the put call of the origin  
39 process does not start until the target process exposes the window (with the `post` call);  
40 the target process will expose the window only after preceding local accesses to the window  
41 have completed. The synchronization between `complete` and `wait` ensures that the put call  
42 of the origin process completes before the window is unexposed (with the `wait` call). The  
43 target process will execute following local accesses to the target window only after the `wait`  
44 returned.

45 Figure 11.1 shows operations occurring in the natural temporal order implied by the  
46 synchronizations: the `post` occurs before the matching `start`, and `complete` occurs before  
47

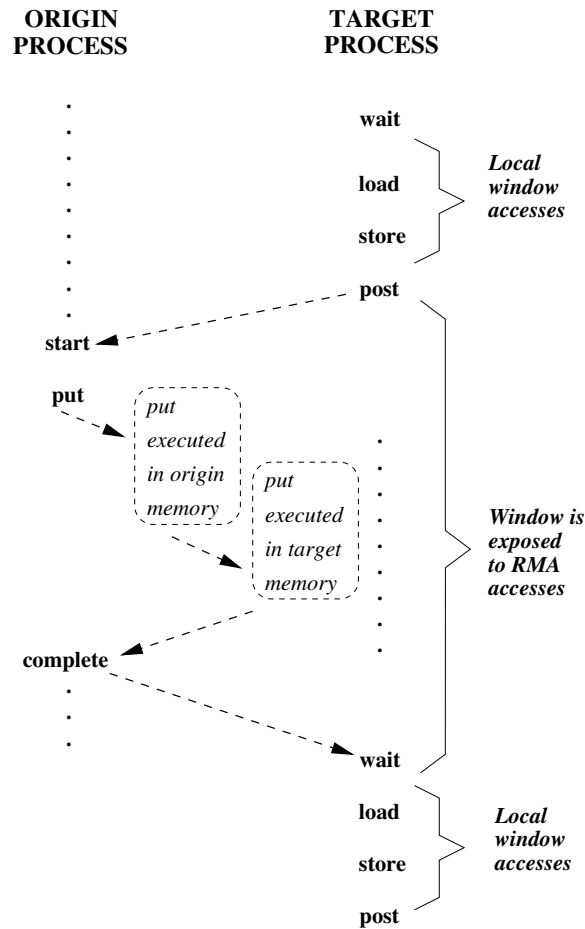


Figure 11.1: Active target communication. Dashed arrows represent synchronizations (ordering of events).

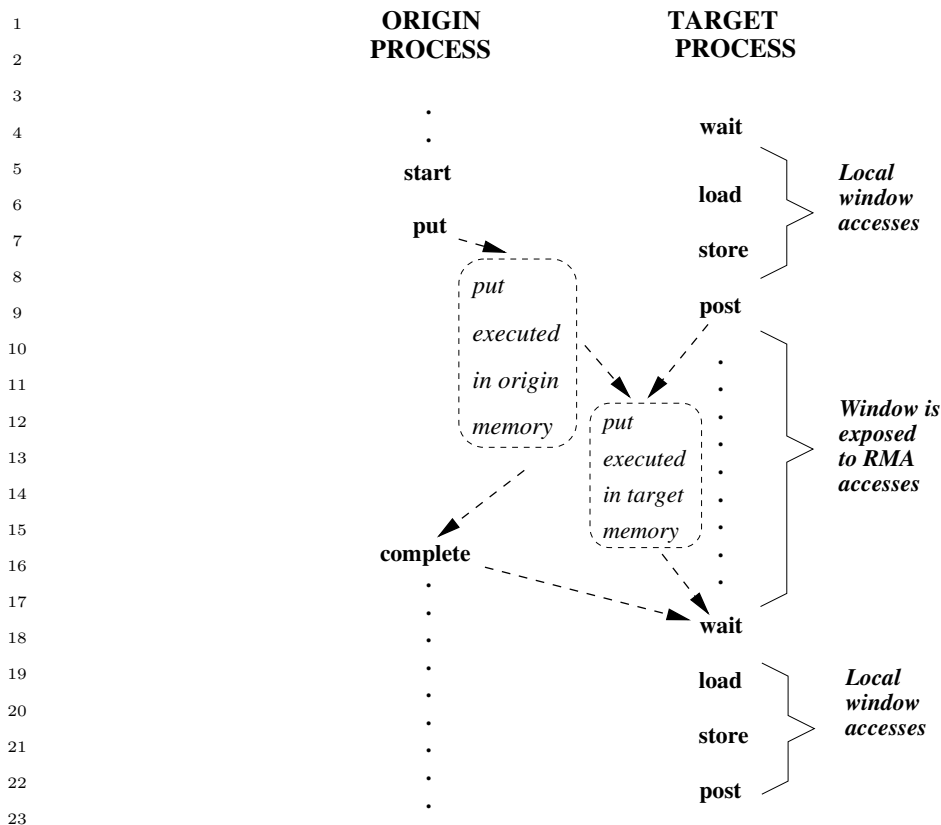


Figure 11.2: Active target communication, with weak synchronization. Dashed arrows represent synchronizations (ordering of events)

the matching **wait**. However, such **strong** synchronization is more than needed for correct ordering of window accesses. The semantics of MPI calls allow **weak** synchronization, as illustrated in Figure 11.2. The access to the target window is delayed until the window is exposed, after the **post**. However the **start** may complete earlier; the **put** and **complete** may also terminate earlier, if **put** data is buffered by the implementation. The synchronization calls order correctly window accesses, but do not necessarily synchronize other operations. This weaker synchronization semantic allows for more efficient implementations.

Figure 11.3 illustrates the general synchronization pattern for passive target communication. The first origin process communicates data to the second origin process, through the memory of the target process; the target process is not explicitly involved in the communication. The **lock** and **unlock** calls ensure that the two RMA accesses do not occur concurrently. However, they do *not* ensure that the **put** by origin 1 will precede the **get** by origin 2.

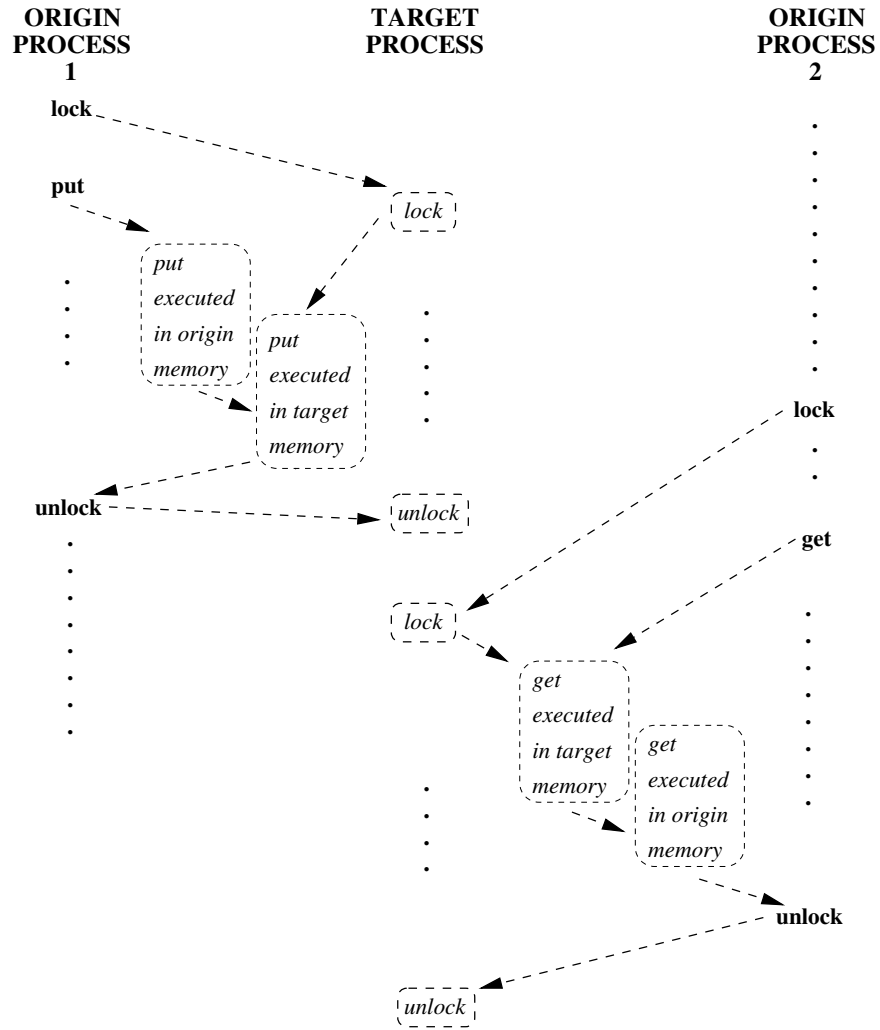


Figure 11.3: Passive target communication. Dashed arrows represent synchronizations (ordering of events).

## 11.4.1 Fence

```
MPI_WIN_FENCE(assert, win)
```

```
IN      assert          program assertion (integer)
```

```
IN      win             window object (handle)
```

```
int MPI_Win_fence(int assert, MPI_Win win)
```

```
MPI_WIN_FENCE(ASSERT, WIN, IERROR)
```

```
INTEGER ASSERT, WIN, IERROR
```

```
{void MPI::Win::Fence(int assert) const(binding deprecated, see Section 15.2) }
```

The MPI call `MPI_WIN_FENCE(assert, win)` synchronizes RMA calls on `win`. The call is collective on the group of `win`. All RMA operations on `win` originating at a given process and started before the fence call will complete at that process before the fence call returns. They will be completed at their target before the fence call returns at the target. RMA operations on `win` started by a process after the fence call returns will access their target window only after `MPI_WIN_FENCE` has been called by the target process.

The call completes an RMA access epoch if it was preceded by another fence call and the local process issued RMA communication calls on `win` between these two calls. The call completes an RMA exposure epoch if it was preceded by another fence call and the local window was the target of RMA accesses between these two calls. The call starts an RMA access epoch if it is followed by another fence call and by RMA communication calls issued between these two fence calls. The call starts an exposure epoch if it is followed by another fence call and the local window is the target of RMA accesses between these two fence calls. Thus, the fence call is equivalent to calls to a subset of `post`, `start`, `complete`, `wait`.

A fence call usually entails a barrier synchronization: a process completes a call to `MPI_WIN_FENCE` only after all other processes in the group entered their matching call. However, a call to `MPI_WIN_FENCE` that is known not to end any epoch (in particular, a call with `assert = MPI_MODE_NOPRECEDE`) does not necessarily act as a barrier.

The `assert` argument is used to provide assertions on the context of the call that may be used for various optimizations. This is described in Section 11.4.4. A value of `assert = 0` is always valid.

*Advice to users.* Calls to `MPI_WIN_FENCE` should both precede and follow calls to `put`, `get` or `accumulate` that are synchronized with fence calls. (*End of advice to users.*)



## 11.4.2 General Active Target Synchronization

MPI\_WIN\_START(group, assert, win)

IN	group	group of target processes (handle)
IN	assert	program assertion (integer)
IN	win	window object (handle)

```
int MPI_Win_start(MPI_Group group, int assert, MPI_Win win)
```

```
MPI_WIN_START(GROUP, ASSERT, WIN, IERROR)
    INTEGER GROUP, ASSERT, WIN, IERROR
```

```
{void MPI::Win::Start(const MPI::Group& group, int assert) const(binding
    deprecated, see Section 15.2) }
```

Starts an RMA access epoch for win. RMA calls issued on win during this epoch must access only windows at processes in group. Each process in group must issue a matching call to MPI\_WIN\_POST. RMA accesses to each target window will be delayed, if necessary, until the target process executed the matching call to MPI\_WIN\_POST. MPI\_WIN\_START is allowed to block until the corresponding MPI\_WIN\_POST calls are executed, but is not required to.

The assert argument is used to provide assertions on the context of the call that may be used for various optimizations. This is described in Section 11.4.4. A value of assert = 0 is always valid.

MPI\_WIN\_COMPLETE(win)

IN	win	window object (handle)
----	-----	------------------------

```
int MPI_Win_complete(MPI_Win win)
```

```
MPI_WIN_COMPLETE(WIN, IERROR)
    INTEGER WIN, IERROR
```

```
{void MPI::Win::Complete() const(binding deprecated, see Section 15.2) }
```

Completes an RMA access epoch on win started by a call to MPI\_WIN\_START. All RMA communication calls issued on win during this epoch will have completed at the origin when the call returns.

MPI\_WIN\_COMPLETE enforces completion of preceding RMA calls at the origin, but not at the target. A put or accumulate call may not have completed at the target when it has completed at the origin.

Consider the sequence of calls in the example below.

**Example 11.4**

```
MPI_Win_start(group, flag, win);
MPI_Put(...,win);
MPI_Win_complete(win);
```

1 The call to `MPI_WIN_COMPLETE` does not return until the put call has completed  
 2 at the origin; and the target window will be accessed by the put operation only after the  
 3 call to `MPI_WIN_START` has matched a call to `MPI_WIN_POST` by the target process.  
 4 This still leaves much choice to implementors. The call to `MPI_WIN_START` can block  
 5 until the matching call to `MPI_WIN_POST` occurs at all target processes. One can also  
 6 have implementations where the call to `MPI_WIN_START` is nonblocking, but the call to  
 7 `MPI_PUT` blocks until the matching call to `MPI_WIN_POST` occurred; or implementations  
 8 where the first two calls are nonblocking, but the call to `MPI_WIN_COMPLETE` blocks  
 9 until the call to `MPI_WIN_POST` occurred; or even implementations where all three calls  
 10 can complete before any target process called `MPI_WIN_POST` — the data put must be  
 11 buffered, in this last case, so as to allow the put to complete at the origin ahead of its  
 12 completion at the target. However, once the call to `MPI_WIN_POST` is issued, the sequence  
 13 above must complete, without further dependencies.

14  
 15  
 16 `MPI_WIN_POST`(group, assert, win)

17 IN group group of origin processes (handle)  
 18 IN assert program assertion (integer)  
 19 IN win window object (handle)

20  
 21  
 22 `int MPI_Win_post`(MPI\_Group group, int assert, MPI\_Win win)

23 `MPI_WIN_POST`(GROUP, ASSERT, WIN, IERROR)

24 INTEGER GROUP, ASSERT, WIN, IERROR

25  
 26 {void MPI::Win::Post(const MPI::Group& group, int assert) const(*binding*  
 27 *deprecated, see Section 15.2*) }

28  
 29 Starts an RMA exposure epoch for the local window associated with win. Only processes  
 30 in group should access the window with RMA calls on win during this epoch. Each process  
 31 in group must issue a matching call to `MPI_WIN_START`. `MPI_WIN_POST` does not block.

32  
 33 `MPI_WIN_WAIT`(win)

34 IN win window object (handle)

35  
 36  
 37 `int MPI_Win_wait`(MPI\_Win win)

38 `MPI_WIN_WAIT`(WIN, IERROR)

39 INTEGER WIN, IERROR

40  
 41 {void MPI::Win::Wait() const(*binding deprecated, see Section 15.2*) }

42  
 43 Completes an RMA exposure epoch started by a call to `MPI_WIN_POST` on win. This  
 44 call matches calls to `MPI_WIN_COMPLETE`(win) issued by each of the origin processes that  
 45 were granted access to the window during this epoch. The call to `MPI_WIN_WAIT` will block  
 46 until all matching calls to `MPI_WIN_COMPLETE` have occurred. This guarantees that all  
 47 these origin processes have completed their RMA accesses to the local window. When the  
 48 call returns, all these RMA accesses will have completed at the target window.

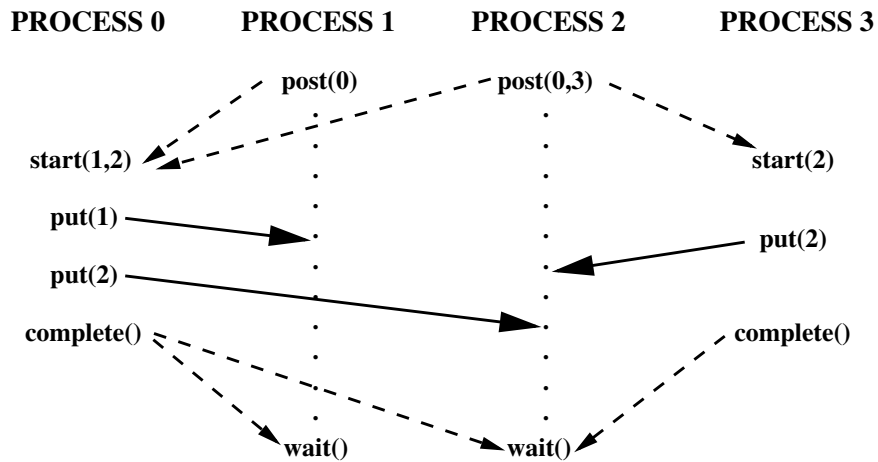


Figure 11.4: Active target communication. Dashed arrows represent synchronizations and solid arrows represent data transfer.

Figure 11.4 illustrates the use of these four functions. Process 0 puts data in the windows of processes 1 and 2 and process 3 puts data in the window of process 2. Each start call lists the ranks of the processes whose windows will be accessed; each post call lists the ranks of the processes that access the local window. The figure illustrates a possible timing for the events, assuming strong synchronization; in a weak synchronization, the start, put or complete calls may occur ahead of the matching post calls.

`MPI_WIN_TEST(win, flag)`

IN	win	window object (handle)
OUT	flag	success flag (logical)

```
int MPI_Win_test(MPI_Win win, int *flag)
```

```
MPI_WIN_TEST(WIN, FLAG, IERROR)
    INTEGER WIN, IERROR
    LOGICAL FLAG
```

```
{bool MPI::Win::Test() const(binding deprecated, see Section 15.2) }
```

This is the nonblocking version of `MPI_WIN_WAIT`. It returns `flag = true` if all accesses to the local window by the group to which it was exposed by the corresponding `MPI_WIN_POST` call have been completed as signalled by matching `MPI_WIN_COMPLETE` calls, and `flag = false` otherwise. In the former case `MPI_WIN_WAIT` would have returned immediately. The effect of return of `MPI_WIN_TEST` with `flag = true` is the same as the effect of a return of `MPI_WIN_WAIT`. If `flag = false` is returned, then the call has no visible effect.

`MPI_WIN_TEST` should be invoked only where `MPI_WIN_WAIT` can be invoked. Once the call has returned `flag = true`, it must not be invoked anew, until the window is posted anew.

Assume that window `win` is associated with a “hidden” communicator `wincomm`, used for communication by the processes of `win`. The rules for matching of post and start calls

1 and for matching complete and wait call can be derived from the rules for matching sends  
 2 and receives, by considering the following (partial) model implementation.

3  
 4 **MPI\_WIN\_POST(group,0,win)** initiate a nonblocking send with tag **tag0** to each process  
 5 in **group**, using **wincomm**. No need to wait for the completion of these sends.

6  
 7 **MPI\_WIN\_START(group,0,win)** initiate a nonblocking receive with tag **tag0** from each  
 8 process in **group**, using **wincomm**. An RMA access to a window in target process **i** is  
 9 delayed until the receive from **i** is completed.

10  
 11 **MPI\_WIN\_COMPLETE(win)** initiate a nonblocking send with tag **tag1** to each process  
 12 in the group of the preceding start call. No need to wait for the completion of these  
 13 sends.

14  
 15 **MPI\_WIN\_WAIT(win)** initiate a nonblocking receive with tag **tag1** from each process in  
 16 the group of the preceding post call. Wait for the completion of all receives.

17 No races can occur in a correct program: each of the sends matches a unique receive,  
 18 and vice-versa.

19  
 20 *Rationale.* The design for general active target synchronization requires the user to  
 21 provide complete information on the communication pattern, at each end of a com-  
 22 munication link: each origin specifies a list of targets, and each target specifies a list  
 23 of origins. This provides maximum flexibility (hence, efficiency) for the implementor:  
 24 each synchronization can be initiated by either side, since each “knows” the identity of  
 25 the other. This also provides maximum protection from possible races. On the other  
 26 hand, the design requires more information than RMA needs, in general: in general,  
 27 it is sufficient for the origin to know the rank of the target, but not vice versa. Users  
 28 that want more “anonymous” communication will be required to use the fence or lock  
 29 mechanisms. (*End of rationale.*)

30  
 31 *Advice to users.* Assume a communication pattern that is represented by a di-  
 32 rected graph  $G = \langle V, E \rangle$ , where  $V = \{0, \dots, n - 1\}$  and  $ij \in E$  if origin  
 33 process  $i$  accesses the window at target process  $j$ . Then each process  $i$  issues a  
 34 call to **MPI\_WIN\_POST(ingroup<sub>*i*</sub>, ...)**, followed by a call to  
 35 **MPI\_WIN\_START(outgroup<sub>*i*</sub>, ...)**, where  $outgroup_i = \{j : ij \in E\}$  and  $ingroup_i =$   
 36  $\{j : ji \in E\}$ . A call is a noop, and can be skipped, if the group argument is empty.  
 37 After the communications calls, each process that issued a start will issue a complete.  
 38 Finally, each process that issued a post will issue a wait.

39 Note that each process may call with a group argument that has different members.  
 40 (*End of advice to users.*)

## 11.4.3 Lock

MPI\_WIN\_LOCK(lock\_type, rank, assert, win)

IN	lock_type	either MPI_LOCK_EXCLUSIVE or MPI_LOCK_SHARED (state)
IN	rank	rank of locked window (non-negative integer)
IN	assert	program assertion (integer)
IN	win	window object (handle)

int MPI\_Win\_lock(int lock\_type, int rank, int assert, MPI\_Win win)

MPI\_WIN\_LOCK(LOCK\_TYPE, RANK, ASSERT, WIN, IERROR)  
 INTEGER LOCK\_TYPE, RANK, ASSERT, WIN, IERROR

{void MPI::Win::Lock(int lock\_type, int rank, int assert) const(*binding deprecated, see Section 15.2*) }

Starts an RMA access epoch. Only the window at the process with rank rank can be accessed by RMA operations on win during that epoch.

MPI\_WIN\_UNLOCK(rank, win)

IN	rank	rank of window (non-negative integer)
IN	win	window object (handle)

int MPI\_Win\_unlock(int rank, MPI\_Win win)

MPI\_WIN\_UNLOCK(RANK, WIN, IERROR)  
 INTEGER RANK, WIN, IERROR

{void MPI::Win::Unlock(int rank) const(*binding deprecated, see Section 15.2*) }

Completes an RMA access epoch started by a call to MPI\_WIN\_LOCK(...,win). RMA operations issued during this period will have completed both at the origin and at the target when the call returns.

Locks are used to protect accesses to the locked target window effected by RMA calls issued between the lock and unlock call, and to protect local load/store accesses to a locked local window executed between the lock and unlock call. Accesses that are protected by an exclusive lock will not be concurrent at the window site with other accesses to the same window that are lock protected. Accesses that are protected by a shared lock will not be concurrent at the window site with accesses protected by an exclusive lock to the same window.

It is erroneous to have a window locked and exposed (in an exposure epoch) concurrently. I.e., a process may not call MPI\_WIN\_LOCK to lock a target window if the target process has called MPI\_WIN\_POST and has not yet called MPI\_WIN\_WAIT; it is erroneous to call MPI\_WIN\_POST while the local window is locked.

1       *Rationale.* An alternative is to require MPI to enforce mutual exclusion between  
 2 exposure epochs and locking periods. But this would entail additional overheads  
 3 when locks or active target synchronization do not interact in support of those rare  
 4 interactions between the two mechanisms. The programming style that we encourage  
 5 here is that a set of windows is used with only one synchronization mechanism at  
 6 a time, with shifts from one mechanism to another being rare and involving global  
 7 synchronization. (*End of rationale.*)  
 8

9       *Advice to users.* Users need to use explicit synchronization code in order to enforce  
 10 mutual exclusion between locking periods and exposure epochs on a window. (*End of*  
 11 *advice to users.*)  
 12

13 Implementors may restrict the use of RMA communication that is synchronized by lock  
 14 calls to windows in memory allocated by MPI\_ALLOC\_MEM (Section 8.2, page 300). Locks  
 15 can be used portably only in such memory.  
 16

17       *Rationale.* The implementation of passive target communication when memory is  
 18 not shared requires an asynchronous agent. Such an agent can be implemented more  
 19 easily, and can achieve better performance, if restricted to specially allocated memory.  
 20 It can be avoided altogether if shared memory is used. It seems natural to impose  
 21 restrictions that allows one to use shared memory for 3-rd party communication in  
 22 shared memory machines.

23 The downside of this decision is that passive target communication cannot be used  
 24 without taking advantage of nonstandard Fortran features: namely, the availability  
 25 of C-like pointers; these are not supported by some Fortran compilers (g77 and Win-  
 26 dows/NT compilers, at the time of writing). Also, passive target communication  
 27 cannot be portably targeted to COMMON blocks, or other statically declared Fortran  
 28 arrays. (*End of rationale.*)  
 29

30 Consider the sequence of calls in the example below.  
 31

### 32 **Example 11.5**

```
33 MPI_Win_lock(MPI_LOCK_EXCLUSIVE, rank, assert, win)
34 MPI_Put(..., rank, ..., win)
35 MPI_Win_unlock(rank, win)
36
```

37 The call to MPI\_WIN\_UNLOCK will not return until the put transfer has completed at  
 38 the origin and at the target. This still leaves much freedom to implementors. The call to  
 39 MPI\_WIN\_LOCK may block until an exclusive lock on the window is acquired; or, the call  
 40 MPI\_WIN\_LOCK may not block, while the call to MPI\_PUT blocks until a lock is acquired;  
 41 or, the first two calls may not block, while MPI\_WIN\_UNLOCK blocks until a lock is acquired  
 42 — the update of the target window is then postponed until the call to MPI\_WIN\_UNLOCK  
 43 occurs. However, if the call to MPI\_WIN\_LOCK is used to lock a local window, then the call  
 44 must block until the lock is acquired, since the lock may protect local load/store accesses  
 45 to the window issued after the lock call returns.  
 46  
 47  
 48

#### 11.4.4 Assertions

The `assert` argument in the calls `MPI_WIN_POST`, `MPI_WIN_START`, `MPI_WIN_FENCE` and `MPI_WIN_LOCK` is used to provide assertions on the context of the call that may be used to optimize performance. The `assert` argument does not change program semantics if it provides correct information on the program — it is erroneous to provide incorrect information. Users may always provide `assert = 0` to indicate a general case, where no guarantees are made.

*Advice to users.* Many implementations may not take advantage of the information in `assert`; some of the information is relevant only for noncoherent, shared memory machines. Users should consult their implementation manual to find which information is useful on each system. On the other hand, applications that provide correct assertions whenever applicable are portable and will take advantage of assertion specific optimizations, whenever available. (*End of advice to users.*)

*Advice to implementors.* Implementations can always ignore the `assert` argument. Implementors should document which `assert` values are significant on their implementation. (*End of advice to implementors.*)

`assert` is the bit-vector OR of zero or more of the following integer constants: `MPI_MODE_NOCHECK`, `MPI_MODE_NOSTORE`, `MPI_MODE_NOPUT`, `MPI_MODE_NOPRECEDE` and `MPI_MODE_NOSUCCEED`. The significant options are listed below, for each call.

*Advice to users.* C/C++ users can use bit vector or (`|`) to combine these constants; Fortran 90 users can use the bit-vector `IOR` intrinsic. Fortran 77 users can use (non-portably) bit vector `IOR` on systems that support it. Alternatively, Fortran users can portably use integer addition to OR the constants (each constant should appear at most once in the addition!). (*End of advice to users.*)

#### **MPI\_WIN\_START:**

`MPI_MODE_NOCHECK` — the matching calls to `MPI_WIN_POST` have already completed on all target processes when the call to `MPI_WIN_START` is made. The `nocheck` option can be specified in a start call if and only if it is specified in each matching post call. This is similar to the optimization of “ready-send” that may save a handshake when the handshake is implicit in the code. (However, ready-send is matched by a regular receive, whereas both start and post must specify the `nocheck` option.)

#### **MPI\_WIN\_POST:**

`MPI_MODE_NOCHECK` — the matching calls to `MPI_WIN_START` have not yet occurred on any origin processes when the call to `MPI_WIN_POST` is made. The `nocheck` option can be specified by a post call if and only if it is specified by each matching start call.

`MPI_MODE_NOSTORE` — the local window was not updated by local stores (or local get or receive calls) since last synchronization. This may avoid the need for cache synchronization at the post call.

1 MPI\_MODE\_NOPUT — the local window will not be updated by put or accumulate  
 2 calls after the post call, until the ensuing (wait) synchronization. This may avoid  
 3 the need for cache synchronization at the wait call.

#### 4 MPI\_WIN\_FENCE:

6 MPI\_MODE\_NOSTORE — the local window was not updated by local stores (or local  
 7 get or receive calls) since last synchronization.

9 MPI\_MODE\_NOPUT — the local window will not be updated by put or accumulate  
 10 calls after the fence call, until the ensuing (fence) synchronization.

11 MPI\_MODE\_NOPRECEDE — the fence does not complete any sequence of locally issued  
 12 RMA calls. If this assertion is given by any process in the window group, then it  
 13 must be given by all processes in the group.

14 **MPI\_MODE\_NOSUCCEED** — the fence does not start any sequence of locally issued  
 15 RMA calls. If the assertion is given by any process in the window group, then it  
 16 must be given by all processes in the group.

#### 18 MPI\_WIN\_LOCK:

19 MPI\_MODE\_NOCHECK — no other process holds, or will attempt to acquire a con-  
 20 flicting lock, while the caller holds the window lock. This is useful when mutual  
 21 exclusion is achieved by other means, but the coherence operations that may be  
 22 attached to the lock and unlock calls are still required.

24 *Advice to users.* Note that the nostore and noprecede flags provide information on  
 25 what happened *before* the call; the noput and nosucceed flags provide information on  
 26 what will happen *after* the call. (*End of advice to users.*)

### 29 11.4.5 Miscellaneous Clarifications

30 Once an RMA routine completes, it is safe to free any opaque objects passed as argument  
 31 to that routine. For example, the datatype argument of a MPI\_PUT call can be freed as  
 32 soon as the call returns, even though the communication may not be complete.

33 As in message-passing, datatypes must be committed before they can be used in RMA  
 34 communication.

## 37 11.5 Examples

39 **Example 11.6** The following example shows a generic loosely synchronous, iterative code,  
 40 using fence synchronization. The window at each process consists of array **A**, which contains  
 41 the origin and target buffers of the put calls.



```

...
while(!converged(A)){
    update(A);
    MPI_Win_fence(MPI_MODE_NOPRECEDE, win);
    for(i=0; i < toneighbors; i++)
        MPI_Put(&frombuf[i], 1, fromtype[i], toneighbor[i],
                todisp[i], 1, totype[i], win);
    MPI_Win_fence((MPI_MODE_NOSTORE | MPI_MODE_NOSUCCEED), win);
}

```

The same code could be written with `get[]` rather than `put`. Note that, during the communication phase, each window is concurrently read (as origin buffer of puts) and written (as target buffer of puts). This is OK, provided that there is no overlap between the target buffer of a put and another communication buffer.

**Example 11.7** Same generic example, with more computation/communication overlap. We assume that the update phase is broken in two subphases: the first, where the “boundary,” which is involved in communication, is updated, and the second, where the “core,” which neither use nor provide communicated data, is updated.

```

...
while(!converged(A)){
    update_boundary(A);
    MPI_Win_fence((MPI_MODE_NOPUT | MPI_MODE_NOPRECEDE), win);
    for(i=0; i < fromneighbors; i++)
        MPI_Get(&tobuf[i], 1, totype[i], fromneighbor[i],
                fromdisp[i], 1, fromtype[i], win);
    update_core(A);
    MPI_Win_fence(MPI_MODE_NOSUCCEED, win);
}

```

The get communication can be concurrent with the core update, since they do not access the same locations, and the local update of the origin buffer by the get call can be concurrent with the local update of the core by the `update_core` call. In order to get similar overlap with put communication we would need to use separate windows for the core and for the boundary. This is required because we do not allow local stores to be concurrent with puts on the same, or on overlapping, windows.

**Example 11.8** Same code as in Example 11.6, rewritten using post-start-complete-wait.

```

...
while(!converged(A)){
    update(A);
    MPI_Win_post(fromgroup, 0, win);
    MPI_Win_start(togroup, 0, win);
    for(i=0; i < toneighbors; i++)
        MPI_Put(&frombuf[i], 1, fromtype[i], toneighbor[i],
                todisp[i], 1, totype[i], win);
    MPI_Win_complete(win);
    MPI_Win_wait(win);
}

```

1 **Example 11.9** Same example, with split phases, as in Example 11.7.

```

2
3 ...
4 while(!converged(A)){
5     update_boundary(A);
6     MPI_Win_post(togroup, MPI_MODE_NOPUT, win);
7     MPI_Win_start(fromgroup, 0, win);
8     for(i=0; i < fromneighbors; i++)
9         MPI_Get(&tobuf[i], 1, totype[i], fromneighbor[i],
10              fromdisp[i], 1, fromtype[i], win);
11     update_core(A);
12     MPI_Win_complete(win);
13     MPI_Win_wait(win);
14 }

```

16 **Example 11.10** A checkerboard, or double buffer communication pattern, that allows  
17 more computation/communication overlap. Array A0 is updated using values of array A1,  
18 and vice versa. We assume that communication is symmetric: if process A gets data from  
19 process B, then process B gets data from process A. Window wini consists of array Ai.

```

20
21 ...
22 if (!converged(A0,A1))
23     MPI_Win_post(neighbors, (MPI_MODE_NOCHECK | MPI_MODE_NOPUT), win0);
24 MPI_Barrier(comm0);
25 /* the barrier is needed because the start call inside the
26 loop uses the nocheck option */
27 while(!converged(A0, A1)){
28     /* communication on A0 and computation on A1 */
29     update2(A1, A0); /* local update of A1 that depends on A0 (and A1) */
30     MPI_Win_start(neighbors, MPI_MODE_NOCHECK, win0);
31     for(i=0; i < neighbors; i++)
32         MPI_Get(&tobuf0[i], 1, totype0[i], neighbor[i],
33              fromdisp0[i], 1, fromtype0[i], win0);
34     update1(A1); /* local update of A1 that is
35 concurrent with communication that updates A0 */
36     MPI_Win_post(neighbors, (MPI_MODE_NOCHECK | MPI_MODE_NOPUT), win1);
37     MPI_Win_complete(win0);
38     MPI_Win_wait(win0);
39
40     /* communication on A1 and computation on A0 */
41     update2(A0, A1); /* local update of A0 that depends on A1 (and A0)*/
42     MPI_Win_start(neighbors, MPI_MODE_NOCHECK, win1);
43     for(i=0; i < neighbors; i++)
44         MPI_Get(&tobuf1[i], 1, totype1[i], neighbor[i],
45              fromdisp1[i], 1, fromtype1[i], win1);
46     update1(A0); /* local update of A0 that depends on A0 only,
47 concurrent with communication that updates A1 */
48     if (!converged(A0,A1))

```

```

    MPI_Win_post(neighbors, (MPI_MODE_NOCHECK | MPI_MODE_NOPUT), win0);
    MPI_Win_complete(win1);
    MPI_Win_wait(win1);
}

```

A process posts the local window associated with `win0` before it completes RMA accesses to the remote windows associated with `win1`. When the `wait(win1)` call returns, then all neighbors of the calling process have posted the windows associated with `win0`. Conversely, when the `wait(win0)` call returns, then all neighbors of the calling process have posted the windows associated with `win1`. Therefore, the `nocheck` option can be used with the calls to `MPI_WIN_START`.

Put calls can be used, instead of get calls, if the area of array `A0` (resp. `A1`) used by the `update(A1, A0)` (resp. `update(A0, A1)`) call is disjoint from the area modified by the RMA communication. On some systems, a put call may be more efficient than a get call, as it requires information exchange only in one direction.

## 11.6 Error Handling

### 11.6.1 Error Handlers

Errors occurring during calls to `MPI_WIN_CREATE(...,comm,...)` cause the error handler currently associated with `comm` to be invoked. All other RMA calls have an input `win` argument. When an error occurs during such a call, the error handler currently associated with `win` is invoked.

The default error handler associated with `win` is `MPI_ERRORS_ARE_FATAL`. Users may change this default by explicitly associating a new error handler with `win` (see Section 8.3, page 302).

### 11.6.2 Error Classes

The following error classes for one-sided communication are defined

<code>MPI_ERR_WIN</code>	invalid <code>win</code> argument
<code>MPI_ERR_BASE</code>	invalid <code>base</code> argument
<code>MPI_ERR_SIZE</code>	invalid <code>size</code> argument
<code>MPI_ERR_DISP</code>	invalid <code>disp</code> argument
<code>MPI_ERR_LOCKTYPE</code>	invalid <code>locktype</code> argument
<code>MPI_ERR_ASSERT</code>	invalid <code>assert</code> argument
<code>MPI_ERR_RMA_CONFLICT</code>	conflicting accesses to window
<code>MPI_ERR_RMA_SYNC</code>	wrong synchronization of RMA calls

Table 11.1: Error classes in one-sided communication routines

## 11.7 Semantics and Correctness

The semantics of RMA operations is best understood by assuming that the system maintains a separate *public* copy of each window, in addition to the original location in process memory

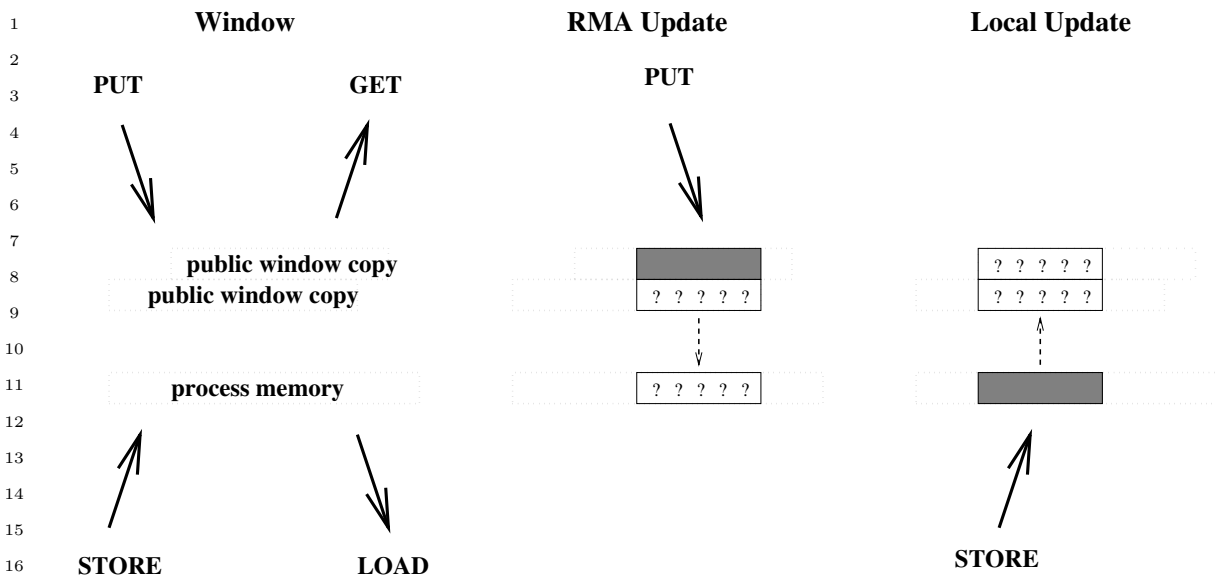


Figure 11.5: Schematic description of window

(the *private* window copy). There is only one instance of each variable in process memory, but a distinct *public* copy of the variable for each window that contains it. A load accesses the instance in process memory (this includes MPI sends). A store accesses and updates the instance in process memory (this includes MPI receives), but the update may affect other public copies of the same locations. A get on a window accesses the public copy of that window. A put or accumulate on a window accesses and updates the public copy of that window, but the update may affect the private copy of the same locations in process memory, and public copies of other overlapping windows. This is illustrated in Figure 11.5.

The following rules specify the latest time at which an operation must complete at the origin or the target. The update performed by a get call in the origin process memory is visible when the get operation is complete at the origin (or earlier); the update performed by a put or accumulate call in the public copy of the target window is visible when the put or accumulate has completed at the target (or earlier). The rules also specify the latest time at which an update of one window copy becomes visible in another overlapping copy.

1. An RMA operation is completed at the origin by the ensuing call to `MPI_WIN_COMPLETE`, `MPI_WIN_FENCE` or `MPI_WIN_UNLOCK` that synchronizes this access at the origin.
2. If an RMA operation is completed at the origin by a call to `MPI_WIN_FENCE` then the operation is completed at the target by the matching call to `MPI_WIN_FENCE` by the target process.
3. If an RMA operation is completed at the origin by a call to `MPI_WIN_COMPLETE` then the operation is completed at the target by the matching call to `MPI_WIN_WAIT` by the target process.
4. If an RMA operation is completed at the origin by a call to `MPI_WIN_UNLOCK` then the operation is completed at the target by that same call to `MPI_WIN_UNLOCK`.

5. An update of a location in a private window copy in process memory becomes visible in the public window copy at latest when an ensuing call to `MPI_WIN_POST`, `MPI_WIN_FENCE`, or `MPI_WIN_UNLOCK` is executed on that window by the window owner.
6. An update by a put or accumulate call to a public window copy becomes visible in the private copy in process memory at latest when an ensuing call to `MPI_WIN_WAIT`, `MPI_WIN_FENCE`, or `MPI_WIN_LOCK` is executed on that window by the window owner.

The `MPI_WIN_FENCE` or `MPI_WIN_WAIT` call that completes the transfer from public copy to private copy (6) is the same call that completes the put or accumulate operation in the window copy (2, 3). If a put or accumulate access was synchronized with a lock, then the update of the public window copy is complete as soon as the updating process executed `MPI_WIN_UNLOCK`. On the other hand, the update of private copy in the process memory may be delayed until the target process executes a synchronization call on that window (6). Thus, updates to process memory can always be delayed until the process executes a suitable synchronization call. Updates to a public window copy can also be delayed until the window owner executes a synchronization call, if fences or post-start-complete-wait synchronization is used. Only when lock synchronization is used does it become necessary to update the public window copy, even if the window owner does not execute any related synchronization call.

The rules above also define, by implication, when an update to a public window copy becomes visible in another overlapping public window copy. Consider, for example, two overlapping windows, `win1` and `win2`. A call to `MPI_WIN_FENCE(0, win1)` by the window owner makes visible in the process memory previous updates to window `win1` by remote processes. A subsequent call to `MPI_WIN_FENCE(0, win2)` makes these updates visible in the public copy of `win2`.

A correct program must obey the following rules.

1. A location in a window must not be accessed locally once an update to that location has started, until the update becomes visible in the private window copy in process memory.
2. A location in a window must not be accessed as a target of an RMA operation once an update to that location has started, until the update becomes visible in the public window copy. There is one exception to this rule, in the case where the same variable is updated by two concurrent accumulates that use the same operation, with the same predefined datatype, on the same window.
3. A put or accumulate must not access a target window once a local update or a put or accumulate update to another (overlapping) target window have started on a location in the target window, until the update becomes visible in the public copy of the window. Conversely, a local update in process memory to a location in a window must not start once a put or accumulate update to that target window has started, until the put or accumulate update becomes visible in process memory. In both cases, the restriction applies to operations even if they access disjoint locations in the window.

A program is erroneous if it violates these rules.

1 *Rationale.* The last constraint on correct RMA accesses may seem unduly restric-  
 2 tive, as it forbids concurrent accesses to nonoverlapping locations in a window. The  
 3 reason for this constraint is that, on some architectures, explicit coherence restoring  
 4 operations may be needed at synchronization points. A different operation may be  
 5 needed for locations that were locally updated by stores and for locations that were  
 6 remotely updated by put or accumulate operations. Without this constraint, the MPI  
 7 library will have to track precisely which locations in a window were updated by a  
 8 put or accumulate call. The additional overhead of maintaining such information is  
 9 considered prohibitive. (*End of rationale.*)

10 *Advice to users.* A user can write correct programs by following the following rules:

11  
 12 **fence:** During each period between fence calls, each window is either updated by put  
 13 or accumulate calls, or updated by local stores, but not both. Locations updated  
 14 by put or accumulate calls should not be accessed during the same period (with  
 15 the exception of concurrent updates to the same location by accumulate calls).  
 16 Locations accessed by get calls should not be updated during the same period.

17 **post-start-complete-wait:** A window should not be updated locally while being  
 18 posted, if it is being updated by put or accumulate calls. Locations updated  
 19 by put or accumulate calls should not be accessed while the window is posted  
 20 (with the exception of concurrent updates to the same location by accumulate  
 21 calls). Locations accessed by get calls should not be updated while the window  
 22 is posted.

23 With the post-start synchronization, the target process can tell the origin process  
 24 that its window is now ready for RMA access; with the complete-wait synchroni-  
 25 zation, the origin process can tell the target process that it has finished its  
 26 RMA accesses to the window.

27  
 28 **lock:** Updates to the window are protected by exclusive locks if they may conflict.  
 29 Nonconflicting accesses (such as read-only accesses or accumulate accesses) are  
 30 protected by shared locks, both for local accesses and for RMA accesses.

31 **changing window or synchronization mode:** One can change synchronization  
 32 mode, or change the window used to access a location that belongs to two over-  
 33 lapping windows, when the process memory and the window copy are guaranteed  
 34 to have the same values. This is true after a local call to `MPI_WIN_FENCE`, if  
 35 RMA accesses to the window are synchronized with fences; after a local call to  
 36 `MPI_WIN_WAIT`, if the accesses are synchronized with post-start-complete-wait;  
 37 after the call at the origin (local or remote) to `MPI_WIN_UNLOCK` if the accesses  
 38 are synchronized with locks.

39 In addition, a process should not access the local buffer of a get operation until the  
 40 operation is complete, and should not update the local buffer of a put or accumulate  
 41 operation until that operation is complete.

42 The RMA synchronization operations define when updates are guaranteed to become  
 43 visible in public and private windows. Updates may become visible earlier, but such  
 44 behavior is implementation dependent. (*End of advice to users.*)

45  
 46 The semantics are illustrated by the following examples:

47  
 48 **Example 11.11** Rule 5:

```

Process A:                Process B:                1
                        window location X                2
                                                                3
                        MPI_Win_lock(EXCLUSIVE,B)        4
                        store X /* local update to private copy of B */ 5
                        MPI_Win_unlock(B)                6
                        /* now visible in public window copy */ 7
                                                                8
MPI_Barrier                MPI_Barrier                9
                                                                10
MPI_Win_lock(EXCLUSIVE,B) 11
MPI_Get(X) /* ok, read from public window */            12
MPI_Win_unlock(B)        13
                                                                14

```

**Example 11.12** Rule 6:

```

Process A:                Process B:                15
                        window location X                16
                                                                17
                                                                18
                                                                19
                                                                20
MPI_Win_lock(EXCLUSIVE,B) 21
MPI_Put(X) /* update to public window */                22
MPI_Win_unlock(B)        23
                                                                24
MPI_Barrier                MPI_Barrier                25
                                                                26
                                                                27
                                                                28
                                                                29
                                                                30

```

Note that the private copy of X has not necessarily been updated after the barrier, so omitting the lock-unlock at process B may lead to the load returning an obsolete value.

**Example 11.13** The rules do *not* guarantee that process A in the following sequence will see the value of X as updated by the local store by B before the lock.

```

Process A:                Process B:                31
                        window location X                32
                                                                33
                                                                34
                                                                35
                                                                36
                                                                37
                                                                38
                                                                39
                                                                40
                                                                41
MPI_Barrier                MPI_Barrier                42
                                                                43
                                                                44
                                                                45
                                                                46
                                                                47
                                                                48

```

```

1  Example 11.14 In the following sequence
2
3  Process A:                Process B:
4  window location X
5  window location Y
6
7  store Y
8  MPI_Win_post(A,B) /* Y visible in public window */
9  MPI_Win_start(A)      MPI_Win_start(A)
10
11 store X /* update to private window */
12
13 MPI_Win_complete      MPI_Win_complete
14 MPI_Win_wait
15 /* update on X may not yet visible in public window */
16
17 MPI_Barrier           MPI_Barrier
18
19                       MPI_Win_lock(EXCLUSIVE,A)
20                       MPI_Get(X) /* may return an obsolete value */
21                       MPI_Get(Y)
22                       MPI_Win_unlock(A)

```

it is *not* guaranteed that process B reads the value of X as per the local update by process A, because neither `MPI_WIN_WAIT` nor `MPI_WIN_COMPLETE` calls by process A ensure visibility in the public window copy. To allow B to read the value of X stored by A the local store must be replaced by a local `MPI_PUT` that updates the public window copy. Note that by this replacement X may become visible in the private copy in process memory of A only after the `MPI_WIN_WAIT` call in process A. The update on Y made before the `MPI_WIN_POST` call is visible in the public window after the `MPI_WIN_POST` call and therefore correctly gotten by process B. The `MPI_GET(Y)` call could be moved to the epoch started by the `MPI_WIN_START` operation, and process B would still get the value stored by A.

**Example 11.15** Finally, in the following sequence

```

34
35
36 Process A:                Process B:
37                             window location X
38
39 MPI_Win_lock(EXCLUSIVE,B)
40 MPI_Put(X) /* update to public window */
41 MPI_Win_unlock(B)
42
43 MPI_Barrier           MPI_Barrier
44
45                       MPI_Win_post(B)
46                       MPI_Win_start(B)
47
48                       load X /* access to private window */

```



```
/* may return an obsolete value */
```

```
MPI_Win_complete
MPI_Win_wait
```

rules (5,6) do *not* guarantee that the private copy of X at B has been updated before the load takes place. To ensure that the value put by process A is read, the local load must be replaced with a local MPI\_GET operation, or must be placed after the call to MPI\_WIN\_WAIT.

### 11.7.1 Atomicity

The outcome of concurrent accumulates to the same location, with the same operation and predefined datatype, is as if the accumulates were done at that location in some serial order. On the other hand, if two locations are both updated by two accumulate calls, then the updates may occur in reverse order at the two locations. Thus, there is no guarantee that the entire call to MPI\_ACCUMULATE is executed atomically. The effect of this lack of atomicity is limited: The previous correctness conditions imply that a location updated by a call to MPI\_ACCUMULATE, cannot be accessed by load or an RMA call other than accumulate, until the MPI\_ACCUMULATE call has completed (at the target). Different interleavings can lead to different results only to the extent that computer arithmetics are not truly associative or commutative.

### 11.7.2 Progress

One-sided communication has the same progress requirements as point-to-point communication: once a communication is enabled, then it is guaranteed to complete. RMA calls must have local semantics, except when required for synchronization with other RMA calls.

There is some fuzziness in the definition of the time when a RMA communication becomes enabled. This fuzziness provides to the implementor more flexibility than with point-to-point communication. Access to a target window becomes enabled once the corresponding synchronization (such as MPI\_WIN\_FENCE or MPI\_WIN\_POST) has executed. On the origin process, an RMA communication may become enabled as soon as the corresponding put, get or accumulate call has executed, or as late as when the ensuing synchronization call is issued. Once the communication is enabled both at the origin and at the target, the communication must complete.

Consider the code fragment in Example 11.4, on page 381. Some of the calls may block if the target window is not posted. However, if the target window is posted, then the code fragment must complete. The data transfer may start as soon as the put call occur, but may be delayed until the ensuing complete call occurs.

Consider the code fragment in Example 11.5, on page 386. Some of the calls may block if another process holds a conflicting lock. However, if no conflicting lock is held, then the code fragment must complete.

Consider the code illustrated in Figure 11.6. Each process updates the window of the other process using a put operation, then accesses its own window. The post calls are nonblocking, and should complete. Once the post calls occur, RMA access to the windows is enabled, so that each process should complete the sequence of calls start-put-complete. Once these are done, the wait calls should complete at both processes. Thus, this communication should not deadlock, irrespective of the amount of data transferred.

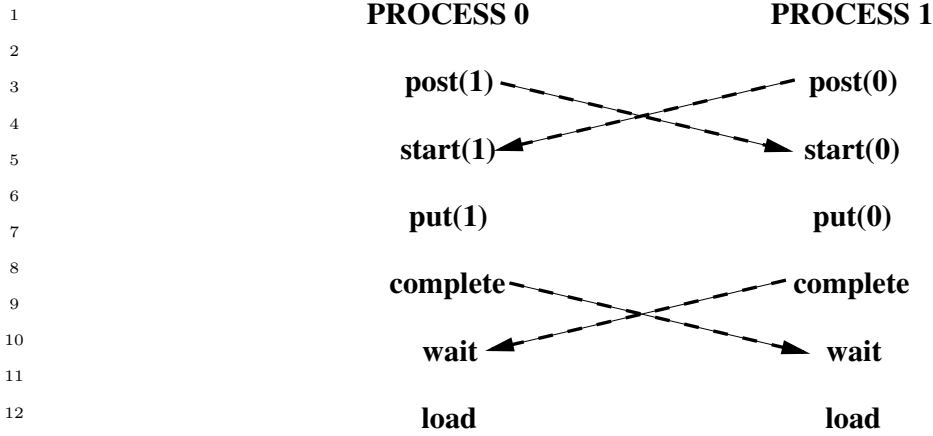


Figure 11.6: Symmetric communication

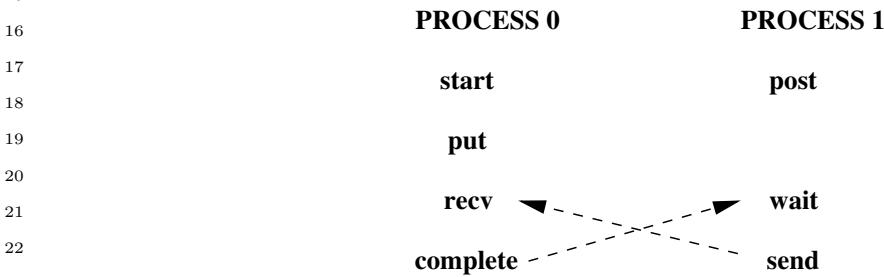


Figure 11.7: Deadlock situation

24  
25  
26  
27  
28  
29  
30

Assume, in the last example, that the order of the post and start calls is reversed, at each process. Then, the code may deadlock, as each process may block on the start call, waiting for the matching post to occur. Similarly, the program will deadlock, if the order of the complete and wait calls is reversed, at each process.

31  
32  
33  
34  
35  
36  
37  
38

The following two examples illustrate the fact that the synchronization between complete and wait is not symmetric: the wait call blocks until the complete executes, but not vice-versa. Consider the code illustrated in Figure 11.7. This code will deadlock: the wait of process 1 blocks until process 0 calls complete, and the receive of process 0 blocks until process 1 calls send. Consider, on the other hand, the code illustrated in Figure 11.8. This code will not deadlock. Once process 1 calls post, then the sequence start, put, complete on process 0 can proceed to completion. Process 0 will reach the send call, allowing the

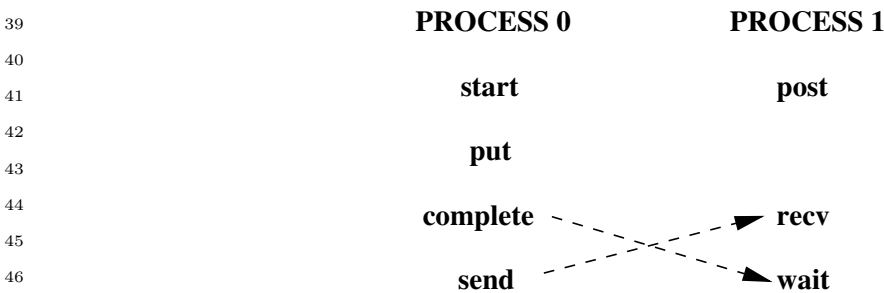


Figure 11.8: No deadlock

receive call of process 1 to complete.

*Rationale.* MPI implementations must guarantee that a process makes progress on all enabled communications it participates in, while blocked on an MPI call. This is true for send-receive communication and applies to RMA communication as well. Thus, in the example in Figure 11.8, the put and complete calls of process 0 should complete while process 1 is blocked on the receive call. This may require the involvement of process 1, e.g., to transfer the data put, while it is blocked on the receive call.

A similar issue is whether such progress must occur while a process is busy computing, or blocked in a non-MPI call. Suppose that in the last example the send-receive pair is replaced by a write-to-socket/read-from-socket pair. Then MPI does not specify whether deadlock is avoided. Suppose that the blocking receive of process 1 is replaced by a very long compute loop. Then, according to one interpretation of the MPI standard, process 0 must return from the complete call after a bounded delay, even if process 1 does not reach any MPI call in this period of time. According to another interpretation, the complete call may block until process 1 reaches the wait call, or reaches another MPI call. The qualitative behavior is the same, under both interpretations, unless a process is caught in an infinite compute loop, in which case the difference may not matter. However, the quantitative expectations are different. Different MPI implementations reflect these different interpretations. While this ambiguity is unfortunate, it does not seem to affect many real codes. The MPI forum decided not to decide which interpretation of the standard is the correct one, since the issue is very contentious, and a decision would have much impact on implementors but less impact on users. (*End of rationale.*)

### 11.7.3 Registers and Compiler Optimizations

*Advice to users.* All the material in this section is an advice to users. (*End of advice to users.*)

A coherence problem exists between variables kept in registers and the memory value of these variables. An RMA call may access a variable in memory (or cache), while the up-to-date value of this variable is in register. A get will not return the latest variable value, and a put may be overwritten when the register is stored back in memory.

The problem is illustrated by the following code:

Source of Process 1	Source of Process 2	Executed in Process 2
bbbb = 777	buff = 999	reg_A:=999
call MPI_WIN_FENCE	call MPI_WIN_FENCE	
call MPI_PUT(bbbb into buff of process 2)		stop appl. thread
		buff:=777 in PUT handler
		continue appl. thread
call MPI_WIN_FENCE	call MPI_WIN_FENCE	
	ccc = buff	ccc:=reg_A

In this example, variable `buff` is allocated in the register `reg_A` and therefore `ccc` will have the old value of `buff` and not the new value 777.

This problem, which also afflicts in some cases send/receive communication, is discussed more at length in Section 16.2.2.

1 MPI implementations will avoid this problem for standard conforming C programs.  
2 Many Fortran compilers will avoid this problem, without disabling compiler optimizations.  
3 However, in order to avoid register coherence problems in a completely portable manner,  
4 users should restrict their use of RMA windows to variables stored in `COMMON` blocks, or to  
5 variables that were declared `VOLATILE` (while `VOLATILE` is not a standard Fortran declara-  
6 tion, it is supported by many Fortran compilers). Details and an additional solution are  
7 discussed in Section 16.2.2, “A Problem with Register Optimization,” on page 513. See also,  
8 “Problems Due to Data Copying and Sequence Association,” on page 510, for additional  
9 Fortran problems.  
10  
11  
12  
13  
14  
15  
16  
17  
18  
19  
20  
21  
22  
23  
24  
25  
26  
27  
28  
29  
30  
31  
32  
33  
34  
35  
36  
37  
38  
39  
40  
41  
42  
43  
44  
45  
46  
47  
48

1  
2  
3  
4  
5  
6  
7  
8  
9  
10  
11  
12  
13  
14  
15  
16  
17  
18  
19  
20  
21  
22  
23  
24  
25  
26  
27  
28  
29  
30  
31  
32  
33  
34  
35  
36  
37  
38  
39  
40  
41  
42  
43  
44  
45  
46  
47  
48

# Chapter 12

## External Interfaces

### 12.1 Introduction

This chapter begins with calls used to create **generalized requests**, which allow users to create new nonblocking operations with an interface similar to what is present in MPI. This can be used to layer new functionality on top of MPI. Next, Section 12.3 deals with setting the information found in `status`. [This is] This functionality is needed for generalized requests.

ticket0.

The chapter continues, in Section 12.4, with a discussion of how threads are to be handled in MPI. Although thread compliance is not required, the standard specifies how threads are to work if they are provided.

ticket311.

In Section 12.5, functionality to allow migration of threads between MPI processes within the same address space is provided.

### 12.2 Generalized Requests

The goal of generalized requests is to allow users to define new nonblocking operations. Such an outstanding nonblocking operation is represented by a (generalized) request. A fundamental property of nonblocking operations is that progress toward the completion of this operation occurs asynchronously, i.e., concurrently with normal program execution. Typically, this requires execution of code concurrently with the execution of the user code, e.g., in a separate thread or in a signal handler. Operating systems provide a variety of mechanisms in support of concurrent execution. MPI does not attempt to standardize or replace these mechanisms: it is assumed programmers who wish to define new asynchronous operations will use the mechanisms provided by the underlying operating system. Thus, the calls in this section only provide a means for defining the effect of MPI calls such as `MPI_WAIT` or `MPI_CANCEL` when they apply to generalized requests, and for signaling to MPI the completion of a generalized operation.

*Rationale.* It is tempting to also define an MPI standard mechanism for achieving concurrent execution of user-defined nonblocking operations. However, it is very difficult to define such a mechanism without consideration of the specific mechanisms used in the operating system. The Forum feels that concurrency mechanisms are a proper part of the underlying operating system and should not be standardized by MPI; the MPI standard should only deal with the interaction of such mechanisms with MPI. (*End of rationale.*)

For a regular request, the operation associated with the request is performed by the MPI implementation, and the operation completes without intervention by the application. For a generalized request, the operation associated with the request is performed by the application; therefore, the application must notify MPI when the operation completes. This is done by making a call to `MPI_GREQUEST_COMPLETE`. MPI maintains the “completion” status of generalized requests. Any other request state has to be maintained by the user.

A new generalized request is started with

```
MPI_GREQUEST_START(query_fn, free_fn, cancel_fn, extra_state, request)
```

11	IN	query_fn	callback function invoked when request status is queried (function)
12			
13	IN	free_fn	callback function invoked when request is freed (func- tion)
14			
15	IN	cancel_fn	callback function invoked when request is cancelled (function)
16			
17	IN	extra_state	extra state
18			
19	OUT	request	generalized request (handle)
20			

```
int MPI_Grequest_start(MPI_Grequest_query_function *query_fn,
                      MPI_Grequest_free_function *free_fn,
                      MPI_Grequest_cancel_function *cancel_fn, void *extra_state,
                      MPI_Request *request)
```

```
MPI_GREQUEST_START(QUERY_FN, FREE_FN, CANCEL_FN, EXTRA_STATE, REQUEST,
                  IERROR)
```

```
INTEGER REQUEST, IERROR
EXTERNAL QUERY_FN, FREE_FN, CANCEL_FN
INTEGER (KIND=MPI_ADDRESS_KIND) EXTRA_STATE
```

```
{static MPI::Grequest
  MPI::Grequest::Start(const MPI::Grequest::Query_function*
                      query_fn, const MPI::Grequest::Free_function* free_fn,
                      const MPI::Grequest::Cancel_function* cancel_fn,
                      void *extra_state) (binding deprecated, see Section 15.2) }
```

*Advice to users.* Note that a generalized request belongs, in C++, to the class `MPI::Grequest`, which is a derived class of `MPI::Request`. It is of the same type as regular requests, in C and Fortran. (*End of advice to users.*)

The call starts a generalized request and returns a handle to it in `request`.

The syntax and meaning of the callback functions are listed below. All callback functions are passed the `extra_state` argument that was associated with the request by the starting call `MPI_GREQUEST_START[. This can]; extra_state can` be used to maintain user-defined state for the request.

In C, the query function is

```
typedef int MPI_Grequest_query_function(void *extra_state,
                                       MPI_Status *status);
```

in Fortran

```
SUBROUTINE GREQUEST_QUERY_FUNCTION(EXTRA_STATE, STATUS, IERROR)
  INTEGER STATUS(MPI_STATUS_SIZE), IERROR
  INTEGER(KIND=MPI_ADDRESS_KIND) EXTRA_STATE
```

and in C++

```
{typedef int MPI::Grequest::Query_function(void* extra_state,
                                           MPI::Status& status); (binding deprecated, see Section 15.2)}
```

[[query\\_fn](#)]The [query\\_fn](#) function computes the status that should be returned for the generalized request. The status also includes information about successful/unsuccesful cancellation of the request (result to be returned by `MPI_TEST_CANCELLED`).

[[query\\_fn](#)]The [query\\_fn](#) callback is invoked by the `MPI_{WAIT|TEST}{ANY|SOME|ALL}` call that completed the generalized request associated with this callback. The callback function is also invoked by calls to `MPI_REQUEST_GET_STATUS`, if the request is complete when the call occurs. In both cases, the callback is passed a reference to the corresponding status variable passed by the user to the MPI call; the status set by the callback function is returned by the MPI call. If the user provided `MPI_STATUS_IGNORE` or `MPI_STATUSES_IGNORE` to the MPI function that causes `query_fn` to be called, then MPI will pass a valid status object to `query_fn`, and this status will be ignored upon return of the callback function. Note that `query_fn` is invoked only after `MPI_GREQUEST_COMPLETE` is called on the request; it may be invoked several times for the same generalized request, e.g., if the user calls `MPI_REQUEST_GET_STATUS` several times for this request. Note also that a call to `MPI_{WAIT|TEST}{SOME|ALL}` may cause multiple invocations of `query_fn` callback functions, one for each generalized request that is completed by the MPI call. The order of these invocations is not specified by MPI.

In C, the free function is

```
typedef int MPI_Grequest_free_function(void *extra_state);
```

and in Fortran

```
SUBROUTINE GREQUEST_FREE_FUNCTION(EXTRA_STATE, IERROR)
  INTEGER IERROR
  INTEGER(KIND=MPI_ADDRESS_KIND) EXTRA_STATE
```

and in C++

```
{typedef int MPI::Grequest::Free_function(void* extra_state); (binding deprecated, see Section 15.2)}
```

[[free\\_fn](#)]The [free\\_fn](#) function is invoked to clean up user-allocated resources when the generalized request is freed.

[[free\\_fn](#)]The [free\\_fn](#) callback is invoked by the `MPI_{WAIT|TEST}{ANY|SOME|ALL}` call that completed the generalized request associated with this callback. `free_fn` is invoked after the call to `query_fn` for the same request. However, if the MPI call completed multiple generalized requests, the order in which `free_fn` callback functions are invoked is not specified by MPI.

1       [free\_fn]The `free_fn` callback is also invoked for generalized requests that are freed by a  
 2 call to `MPI_REQUEST_FREE` (no call to `WAIT_{WAIT|TEST}{ANY|SOME|ALL}` will occur  
 3 for such a request). In this case, the callback function will be called either in the MPI call  
 4 `MPI_REQUEST_FREE(request)`, or in the MPI call `MPI_GREQUEST_COMPLETE(request)`,  
 5 whichever happens last, i.e., in this case the actual freeing code is executed as soon as both  
 6 calls `MPI_REQUEST_FREE` and `MPI_GREQUEST_COMPLETE` have occurred. The request  
 7 is not deallocated until after `free_fn` completes. Note that `free_fn` will be invoked only once  
 8 per request by a correct program.

9  
 10       *Advice to users.* Calling `MPI_REQUEST_FREE(request)` will cause the request handle  
 11 to be set to `MPI_REQUEST_NULL`. This handle to the generalized request is no longer  
 12 valid. However, user copies of this handle are valid until after `free_fn` completes since  
 13 MPI does not deallocate the object until then. Since `free_fn` is not called until after  
 14 `MPI_GREQUEST_COMPLETE`, the user copy of the handle can be used to make this  
 15 call. Users should note that MPI will deallocate the object after `free_fn` executes. At  
 16 this point, user copies of the request handle no longer point to a valid request. MPI  
 17 will not set user copies to `MPI_REQUEST_NULL` in this case, so it is up to the user to  
 ticket0. 18 avoid accessing this stale handle. This is a special case [where]in which MPI defers  
 19 deallocating the object until a later time that is known by the user. (*End of advice*  
 20 *to users.*)

21  
 22       In C, the cancel function is

```
23 typedef int MPI_Grequest_cancel_function(void *extra_state, int complete);
```

24  
 25       in Fortran

```
26 SUBROUTINE GREQUEST_CANCEL_FUNCTION(EXTRA_STATE, COMPLETE, IERROR)
27     INTEGER IERROR
28     INTEGER(KIND=MPI_ADDRESS_KIND) EXTRA_STATE
29     LOGICAL COMPLETE
```

30  
 31       and in C++

```
32 {typedef int MPI::Grequest::Cancel_function(void* extra_state,
33     bool complete); (binding deprecated, see Section 15.2)}
```

ticket0. 34  
 35       [cancel\_fn]The `cancel_fn` function is invoked to start the cancelation of a generalized  
 ticket0. 36 request. It is called by `MPI_CANCEL(request)`. MPI passes [to the callback function  
 37 `complete=true`]complete=true to the callback function if `MPI_GREQUEST_COMPLETE` was  
 38 already called on the request, and `complete=false` otherwise.

39       All callback functions return an error code. The code is passed back and dealt with as  
 40 appropriate for the error code by the MPI function that invoked the callback function. For  
 41 example, if error codes are returned then the error code returned by the callback function  
 42 will be returned by the MPI function that invoked the callback function. In the case of  
 43 an `MPI_{WAIT|TEST}{ANY}` call that invokes both `query_fn` and `free_fn`, the MPI call will  
 44 return the error code returned by the last callback, namely `free_fn`. If one or more of the  
 45 requests in a call to `MPI_{WAIT|TEST}{SOME|ALL}` failed, then the MPI call will return  
 46 `MPI_ERR_IN_STATUS`. In such a case, if the MPI call was passed an array of statuses, then  
 47 MPI will return in each of the statuses that correspond to a completed generalized request  
 48 the error code returned by the corresponding invocation of its `free_fn` callback function.



However, if the MPI function was passed `MPI_STATUSES_IGNORE`, then the individual error codes returned by each callback functions will be lost.

*Advice to users.* `query_fn` must **not** set the error field of `status` since `query_fn` may be called by `MPI_WAIT` or `MPI_TEST`, in which case the error field of `status` should not change. The MPI library knows the “context” in which `query_fn` is invoked and can decide correctly when to put in the error field of `status` the returned error code. (*End of advice to users.*)

```
MPI_GREQUEST_COMPLETE(request)
```

```
    INOUT    request                generalized request (handle)
```

```
int MPI_Grequest_complete(MPI_Request request)
```

```
MPI_GREQUEST_COMPLETE(REQUEST, IERROR)
    INTEGER REQUEST, IERROR
```

```
{void MPI::Grequest::Complete() (binding deprecated, see Section 15.2) }
```

The call informs MPI that the operations represented by the generalized request `request` are complete (see definitions in Section 2.4). A call to `MPI_WAIT(request, status)` will return and a call to `MPI_TEST(request, flag, status)` will return `flag=true` only after a call to `MPI_GREQUEST_COMPLETE` has declared that these operations are complete.

MPI imposes no restrictions on the code executed by the callback functions. However, new nonblocking operations should be defined so that the general semantic rules about MPI calls such as `MPI_TEST`, `MPI_REQUEST_FREE`, or `MPI_CANCEL` still hold. For example, all these calls are supposed to be local and nonblocking. Therefore, the callback functions `query_fn`, `free_fn`, or `cancel_fn` should invoke blocking MPI communication calls only if the context is such that these calls are guaranteed to return in finite time. Once `MPI_CANCEL` is invoked, the cancelled operation should complete in finite time, irrespective of the state of other processes (the operation has acquired “local” semantics). It should either succeed, or fail without side-effects. The user should guarantee these same properties for newly defined operations.

*Advice to implementors.* A call to `MPI_GREQUEST_COMPLETE` may unblock a blocked user process/thread. The MPI library should ensure that the blocked user computation will resume. (*End of advice to implementors.*)

### 12.2.1 Examples

**Example 12.1** This example shows the code for a user-defined reduce operation on an `int` using a binary tree: each non-root node receives two messages, sums them, and sends them up. We assume that no status is returned and that the operation cannot be cancelled.

```

1  typedef struct {
2      MPI_Comm comm;
3      int tag;
4      int root;
5      int valin;
6      int *valout;
7      MPI_Request request;
8  } ARGS;
9
10
11 int myreduce(MPI_Comm comm, int tag, int root,
12             int valin, int *valout, MPI_Request *request)
13 {
14     ARGS *args;
15     pthread_t thread;
16
17     /* start request */
18     MPI_Grequest_start(query_fn, free_fn, cancel_fn, NULL, request);
19
20     args = (ARGS*)malloc(sizeof(ARGS));
21     args->comm = comm;
22     args->tag = tag;
23     args->root = root;
24     args->valin = valin;
25     args->valout = valout;
26     args->request = *request;
27
28     /* spawn thread to handle request */
29     /* The availability of the pthread_create call is system dependent */
30     pthread_create(&thread, NULL, reduce_thread, args);
31
32     return MPI_SUCCESS;
33 }
34
35 /* thread code */
36 void* reduce_thread(void *ptr)
37 {
38     int lchild, rchild, parent, lval, rval, val;
39     MPI_Request req[2];
40     ARGS *args;
41
42     args = (ARGS*)ptr;
43
44     /* compute left,right child and parent in tree; set
45        to MPI_PROC_NULL if does not exist */
46     /* code not shown */
47     ...
48

```

```
MPI_Irecv(&lval, 1, MPI_INT, lchild, args->tag, args->comm, &req[0]); 1
MPI_Irecv(&rval, 1, MPI_INT, rchild, args->tag, args->comm, &req[1]); 2
MPI_Waitall(2, req, MPI_STATUSES_IGNORE); 3
val = lval + args->valin + rval; 4
MPI_Send( &val, 1, MPI_INT, parent, args->tag, args->comm ); 5
if (parent == MPI_PROC_NULL) *(args->valout) = val; 6
MPI_Grequest_complete((args->request)); 7
free(ptr); 8
return(NULL); 9
} 10
11
int query_fn(void *extra_state, MPI_Status *status) 12
{ 13
    /* always send just one int */ 14
    MPI_Status_set_elements(status, MPI_INT, 1); 15
    /* can never cancel so always true */ 16
    MPI_Status_set_cancelled(status, 0); 17
    /* choose not to return a value for this */ 18
    status->MPI_SOURCE = MPI_UNDEFINED; 19
    /* tag has no meaning for this generalized request */ 20
    status->MPI_TAG = MPI_UNDEFINED; 21
    /* this generalized request never fails */ 22
    return MPI_SUCCESS; 23
} 24
25
26
int free_fn(void *extra_state) 27
{ 28
    /* this generalized request does not need to do any freeing */ 29
    /* as a result it never fails here */ 30
    return MPI_SUCCESS; 31
} 32
33
34
int cancel_fn(void *extra_state, int complete) 35
{ 36
    /* This generalized request does not support cancelling. 37
       Abort if not already done. If done then treat as if cancel failed.*/ 38
    if (!complete) { 39
        fprintf(stderr, 40
            "Cannot cancel generalized request - aborting program\n"); 41
        MPI_Abort(MPI_COMM_WORLD, 99); 42
    } 43
    return MPI_SUCCESS; 44
} 45
46
47
48
```

## 12.3 Associating Information with Status

MPI supports several different types of requests besides those for point-to-point operations. These range from MPI calls for I/O to generalized requests. It is desirable to allow these calls `[use]to use` the same request `[mechanism. This]mechanism, which` allows one to wait or test on different types of requests. However, `MPI_{TEST|WAIT}{ANY|SOME|ALL}` returns a status with information about the request. With the generalization of requests, one needs to define what information will be returned in the status object.

Each MPI call fills in the appropriate fields in the status object. Any unused fields will have undefined values. A call to `MPI_{TEST|WAIT}{ANY|SOME|ALL}` can modify any of the fields in the status object. Specifically, it can modify fields that are undefined. The fields with meaningful `[value]values` for a given request are defined in the sections with the new request.

Generalized requests raise additional considerations. Here, the user provides the functions to deal with the request. Unlike other MPI calls, the user needs to provide the information to be returned in status. The status argument is provided directly to the callback function where the status needs to be set. Users can directly set the values in 3 of the 5 status values. The count and cancel fields are opaque. To overcome this, these calls are provided:

```
MPI_STATUS_SET_ELEMENTS(status, datatype, count)
```

INOUT	status	status with which to associate count (Status)
IN	datatype	datatype associated with count (handle)
IN	count	number of elements to associate with status (integer)

```
int MPI_Status_set_elements(MPI_Status *status, MPI_Datatype datatype,
                           int count)
```

```
MPI_STATUS_SET_ELEMENTS(STATUS, DATATYPE, COUNT, IERROR)
    INTEGER STATUS(MPI_STATUS_SIZE), DATATYPE, COUNT, IERROR
```

```
{void MPI::Status::Set_elements(const MPI::Datatype& datatype, int
                               count) (binding deprecated, see Section 15.2) }
```

```
MPI_STATUS_SET_ELEMENTS_X(status, datatype, count)
```

INOUT	status	status with which to associate count (Status)
IN	datatype	datatype associated with count (handle)
IN	count	number of elements to associate with status (integer)

```
int MPI_Status_set_elements_x(MPI_Status *status, MPI_Datatype datatype,
                              MPI_Count count)
```

```
MPI_STATUS_SET_ELEMENTS_X(STATUS, DATATYPE, COUNT, IERROR)
    INTEGER STATUS(MPI_STATUS_SIZE), DATATYPE, IERROR
```

```
    INTEGER (KIND=MPI_COUNT_KIND) COUNT
```

[This call modifies] These functions modify the opaque part of status so that a call to `MPI_GET_ELEMENTS` or `MPI_GET_ELEMENTS_X` will return count. `MPI_GET_COUNT` will return a compatible value.

*Rationale.* The number of elements is set instead of the count because the former can deal with a nonintegral number of datatypes. (*End of rationale.*)

A subsequent call to `MPI_GET_COUNT(status, datatype, count)` [ or to ], `MPI_GET_ELEMENTS(status, datatype, count)`, or `MPI_GET_ELEMENTS_X(status, datatype, count)` must use a `datatype` argument that has the same type signature as the `datatype` argument that was used in the call to `MPI_STATUS_SET_ELEMENTS` or `MPI_STATUS_SET_ELEMENTS_X`.

*Rationale.* [This] The requirement of matching type signatures for these calls is similar to the restriction that holds when `count` is set by a receive operation: in that case, the calls to `MPI_GET_COUNT` [ and ], `MPI_GET_ELEMENTS`, and `MPI_GET_ELEMENTS_X` must use a `datatype` with the same signature as the `datatype` used in the receive call. (*End of rationale.*)

`MPI_STATUS_SET_CANCELLED(status, flag)`

INOUT	status	status with which to associate cancel flag (Status)
IN	flag	if true indicates request was cancelled (logical)

`int MPI_Status_set_cancelled(MPI_Status *status, int flag)`

`MPI_STATUS_SET_CANCELLED(STATUS, FLAG, IERROR)`  
`INTEGER STATUS(MPI_STATUS_SIZE), IERROR`  
`LOGICAL FLAG`

```
{void MPI::Status::Set_cancelled(bool flag) (binding deprecated, see Section 15.2)
}
```

If `flag` is set to true then a subsequent call to `MPI_TEST_CANCELLED(status, flag)` will also return `flag = true`, otherwise it will return false.

*Advice to users.* Users are advised not to reuse the status fields for values other than those for which they were intended. Doing so may lead to unexpected results when using the status object. For example, calling `MPI_GET_ELEMENTS` may cause an error if the value is out of range or it may be impossible to detect such an error. The `extra_state` argument provided with a generalized request can be used to return information that does not logically belong in status. Furthermore, modifying the values in a status set internally by MPI, e.g., `MPI_RECV`, may lead to unpredictable results and is strongly discouraged. (*End of advice to users.*)

## 12.4 MPI and Threads

This section specifies the interaction between MPI calls and threads. The section lists minimal requirements for **thread compliant** MPI implementations and defines functions that can be used for initializing the thread environment. MPI may be implemented in environments where threads are not supported or perform poorly. Therefore, it is not required that all MPI implementations fulfill all the requirements specified in this section.

This section generally assumes a thread package similar to POSIX threads [33], but the syntax and semantics of thread calls are not specified here — these are beyond the scope of this document.

### 12.4.1 General

In a thread-compliant implementation, an MPI process is a process that may be multi-threaded. Each thread can issue MPI calls; however, threads are not separately addressable: a rank in a send or receive call identifies a process, not a thread. A message sent to a process can be received by any thread in this process.

*Rationale.* This model corresponds to the POSIX model of interprocess communication: the fact that a process is multi-threaded, rather than single-threaded, does not affect the external interface of this process. MPI implementations [where]in which MPI ‘processes’ are POSIX threads inside a single POSIX process are not thread-compliant by this definition (indeed, their “processes” are single-threaded). (*End of rationale.*)

*Advice to users.* It is the user’s responsibility to prevent races when threads within the same application post conflicting communication calls. The user can make sure that two threads in the same process will not issue conflicting communication calls by using distinct communicators at each thread. (*End of advice to users.*)

The two main requirements for a thread-compliant implementation are listed below.

1. All MPI calls are *thread-safe*, i.e., two concurrently running threads may make MPI calls and the outcome will be as if the calls executed in some order, even if their execution is interleaved.
2. Blocking MPI calls will block the calling thread only, allowing another thread to execute, if available. The calling thread will be blocked until the event on which it is waiting occurs. Once the blocked communication is enabled and can proceed, then the call will complete and the thread will be marked runnable, within a finite time. A blocked thread will not prevent progress of other runnable threads on the same process, and will not prevent them from executing MPI calls.

**Example 12.2** Process 0 consists of two threads. The first thread executes a blocking send call `MPI_Send(buff1, count, type, 0, 0, comm)`, whereas the second thread executes a blocking receive call `MPI_Recv(buff2, count, type, 0, 0, comm, &status)`, i.e., the first thread sends a message that is received by the second thread. This communication should always succeed. According to the first requirement, the execution will correspond to some interleaving of the two calls. According to the second requirement, a call can only block the calling thread and cannot prevent progress of the other thread. If the send call went

ahead of the receive call, then the sending thread may block, but this will not prevent the receiving thread from executing. Thus, the receive call will occur. Once both calls occur, the communication is enabled and both calls will complete. On the other hand, a single-threaded process that posts a send, followed by a matching receive, may deadlock. The progress requirement for multithreaded implementations is stronger, as a blocked call cannot prevent progress in other threads.

*Advice to implementors.* MPI calls can be made thread-safe by executing only one at a time, e.g., by protecting MPI code with one process-global lock. However, blocked operations cannot hold the lock, as this would prevent progress of other threads in the process. The lock is held only for the duration of an atomic, locally-completing suboperation such as posting a send or completing a send, and is released in between. Finer locks can provide more concurrency, at the expense of higher locking overheads. Concurrency can also be achieved by having some of the MPI protocol executed by separate server threads. (*End of advice to implementors.*)

### 12.4.2 Clarifications

**Initialization and Completion** The call to `MPI_FINALIZE` should occur on the same thread that initialized MPI. We call this thread the **main thread**. The call should occur only after all the process threads have completed their MPI calls, and have no pending communications or I/O operations.

*Rationale.* This constraint simplifies implementation. (*End of rationale.*)

**Multiple threads completing the same request.** A program where two threads block, waiting on the same request, is erroneous. Similarly, the same request cannot appear in the array of requests of two concurrent `MPI_{WAIT|TEST}{ANY|SOME|ALL}` calls. In MPI, a request can only be completed once. Any combination of wait or test [which]that violates this rule is erroneous.

*Rationale.* [This]This restriction is consistent with the view that a multithreaded execution corresponds to an interleaving of the MPI calls. In a single threaded implementation, once a wait is posted on a request the request handle will be nullified before it is possible to post a second wait on the same handle. With threads, an `MPI_WAIT{ANY|SOME|ALL}` may be blocked without having nullified its request(s) so it becomes the user's responsibility to avoid using the same request in an `MPI_WAIT` on another thread. This constraint also simplifies implementation, as only one thread will be blocked on any communication or I/O event. (*End of rationale.*)

**Probe** A receive call that uses source and tag values returned by a preceding call to `MPI_PROBE` or `MPI_IPROBE` will receive the message matched by the probe call only if there was no other matching receive after the probe and before that receive. In a multi-threaded environment, it is up to the user to enforce this condition using suitable mutual exclusion logic. This can be enforced by making sure that each communicator is used by only one thread on each process.

1 Collective calls Matching of collective calls on a communicator, window, or file handle is  
 2 done according to the order in which the calls are issued at each process. If concurrent  
 3 threads issue such calls on the same communicator, window or file handle, it is up to the  
 4 user to make sure the calls are correctly ordered, using interthread synchronization.

5  
 6 *Advice to users.* With three concurrent threads in each MPI process of a communica-  
 7 tor `comm`, it is allowed that thread A in each MPI process calls a collective operation  
 8 on `comm`, thread B calls a file operation on an existing filehandle that was formerly  
 9 opened on `comm`, and thread C invokes one-sided operations on an existing window  
 10 handle that was also formerly created on `comm`. (*End of advice to users.*)

11  
 12 *Rationale.* As already specified in `MPI_FILE_OPEN` and `MPI_WIN_CREATE`, a file  
 13 handle and a window handle inherit only the group of processes of the underlying  
 14 communicator, but not the communicator itself. Accesses to communicators, window  
 15 handles and file handles cannot affect one another. (*End of rationale.*)

ticket0. 16 *Advice to implementors.* [Advice to implementors.] If the implementation of file or  
 17 window operations internally uses MPI communication then a duplicated communi-  
 18 cator may be cached on the file or window object. (*End of advice to implementors.*)  
 19

20  
 21 **Exception handlers** An exception handler does not necessarily execute in the context of the  
 22 thread that made the exception-raising MPI call; the exception handler may be executed  
 23 by a thread that is distinct from the thread that will return the error code.

24  
 25 *Rationale.* The MPI implementation may be multithreaded, so that part of the  
 26 communication protocol may execute on a thread that is distinct from the thread  
 27 that made the MPI call. The design allows the exception handler to be executed on  
 28 the thread where the exception occurred. (*End of rationale.*)

29  
 30 **Interaction with signals and cancellations** The outcome is undefined if a thread that executes  
 31 an MPI call is cancelled (by another thread), or if a thread catches a signal while executing  
 32 an MPI call. However, a thread of an MPI process may terminate, and may catch signals or  
 33 be cancelled by another thread when not executing MPI calls.

34  
 ticket0. 35 *Rationale.* Few C library functions are signal safe, and many have cancellation points  
 36 — points [where]at which the thread executing them may be cancelled. The above  
 ticket0. 37 restriction simplifies implementation (no need for the MPI library to be “async-cancel-  
 38 safe” or [“async-signal-safe.”]“async-signal-safe”). (*End of rationale.*)

39  
 40 *Advice to users.* Users can catch signals in separate, non-MPI threads (e.g., by  
 41 masking signals on MPI calling threads, and unmasking them in one or more non-MPI  
 42 threads). A good programming practice is to have a distinct thread blocked in a  
 43 call to `sigwait` for each user expected signal that may occur. Users must not catch  
 44 signals used by the MPI implementation; as each MPI implementation is required to  
 45 document the signals used internally, users can avoid these signals. (*End of advice to*  
 46 *users.*)

47  
 48 *Advice to implementors.* The MPI library should not invoke library calls that are  
 not thread safe, if multiple threads execute. (*End of advice to implementors.*)



## 12.4.3 Initialization

The following function may be used to initialize MPI, and initialize the MPI thread environment, instead of MPI\_INIT.

MPI\_INIT\_THREAD(required, provided)

IN	required	desired level of thread support (integer)
OUT	provided	provided level of thread support (integer)

```
int MPI_Init_thread(int *argc, char ((*argv)[]), int required,
                  int *provided)
```

```
MPI_INIT_THREAD(REQUIRED, PROVIDED, IERROR)
INTEGER REQUIRED, PROVIDED, IERROR
```

```
{int MPI::Init_thread(int& argc, char**& argv, int required) (binding
depreciated, see Section 15.2) }
```

```
{int MPI::Init_thread(int required) (binding depreciated, see Section 15.2) }
```

*Advice to users.* In C and C++, the passing of `argc` and `argv` is [optional.]optional, as with MPI\_INIT as discussed in Section 8.7. In C, [this is accomplished by passing the appropriate null pointer.] null pointers may be passed in their place. In C++, [this is accomplished with two separate bindings to cover these two cases. This is as with MPI\_INIT as discussed in Section 8.7.]two separate bindings support this choice. (*End of advice to users.*)

This call initializes MPI in the same way that a call to MPI\_INIT would. In addition, it initializes the thread environment. The argument `required` is used to specify the desired level of thread support. The possible values are listed in increasing order of thread support.

**MPI\_THREAD\_SINGLE** Only one thread will execute.

**MPI\_THREAD\_FUNNELED** The process may be multi-threaded, but the application must ensure that only the main thread makes MPI calls (for the definition of main thread, see MPI\_IS\_THREAD\_MAIN on page 415).

**MPI\_THREAD\_SERIALIZED** The process may be multi-threaded, and multiple threads may make MPI calls, but only one at a time: MPI calls are not made concurrently from two distinct threads (all MPI calls are “serialized”).

**MPI\_THREAD\_MULTIPLE** Multiple threads may call MPI, with no restrictions.

These values are monotonic; i.e., MPI\_THREAD\_SINGLE < MPI\_THREAD\_FUNNELED < MPI\_THREAD\_SERIALIZED < MPI\_THREAD\_MULTIPLE.

Different processes in MPI\_COMM\_WORLD may require different levels of thread support.

The call returns in `provided` information about the actual level of thread support that will be provided by MPI. It can be one of the four values listed above.

1 The level(s) of thread support that can be provided by `MPI_INIT_THREAD` will depend  
 2 on the implementation, and may depend on information provided by the user before the  
 3 program started to execute (e.g., with arguments to `mpiexec`). If possible, the call will  
 4 return `provided = required`. Failing this, the call will return the least supported level such  
 5 that `provided > required` (thus providing a stronger level of support than required by the  
 6 user). Finally, if the user requirement cannot be satisfied, then the call will return in  
 7 `provided` the highest supported level.

8 A **thread compliant** MPI implementation will be able to return `provided`  
 9 `= MPI_THREAD_MULTIPLE`. Such an implementation may always return `provided`  
 10 `= MPI_THREAD_MULTIPLE`, irrespective of the value of `required`. At the other extreme,  
 11 an MPI library that is not thread compliant may always return  
 12 `provided = MPI_THREAD_SINGLE`, irrespective of the value of `required`.

13 A call to `MPI_INIT` has the same effect as a call to `MPI_INIT_THREAD` with a `required`  
 14 `= MPI_THREAD_SINGLE`.

15 Vendors may provide (implementation dependent) means to specify the level(s) of  
 16 thread support available when the MPI program is started, e.g., with arguments to `mpiexec`.  
 17 This will affect the outcome of calls to `MPI_INIT` and `MPI_INIT_THREAD`. Suppose, for  
 18 example, that an MPI program has been started so that only `MPI_THREAD_MULTIPLE` is  
 19 available. Then `MPI_INIT_THREAD` will return `provided = MPI_THREAD_MULTIPLE`, ir-  
 20 respective of the value of `required`; a call to `MPI_INIT` will also initialize the MPI thread  
 21 support level to `MPI_THREAD_MULTIPLE`. Suppose, on the other hand, that an MPI pro-  
 22 gram has been started so that all four levels of thread support are available. Then, a call to  
 23 `MPI_INIT_THREAD` will return `provided = required`; on the other hand, a call to `MPI_INIT`  
 24 will initialize the MPI thread support level to `MPI_THREAD_SINGLE`.

25  
 26 *Rationale.* Various optimizations are possible when MPI code is executed single-  
 27 threaded, or is executed on multiple threads, but not concurrently: mutual exclusion  
 28 code may be omitted. Furthermore, if only one thread executes, then the MPI library  
 29 can use library functions that are not thread safe, without risking conflicts with user  
 30 threads. Also, the model of one communication thread, multiple computation threads  
 31 fits many applications well, e.g., if the process code is a sequential Fortran/C/C++  
 32 program with MPI calls that has been parallelized by a compiler for execution on an  
 33 SMP node, in a cluster of SMPs, then the process computation is multi-threaded, but  
 34 MPI calls will likely execute on a single thread.

35 The design accommodates a static specification of the thread support level, for en-  
 36 vironments that require static binding of libraries, and for compatibility for current  
 37 multi-threaded MPI codes. (*End of rationale.*)

38  
 39 *Advice to implementors.* If `provided` is not `MPI_THREAD_SINGLE` then the MPI library  
 40 should not invoke C/ C++/Fortran library calls that are not thread safe, e.g., in an  
 41 environment where `malloc` is not thread safe, then `malloc` should not be used by the  
 42 MPI library.

43 Some implementors may want to use different MPI libraries for different levels of thread  
 44 support. They can do so using dynamic linking and selecting which library will be  
 45 linked when `MPI_INIT_THREAD` is invoked. If this is not possible, then optimizations  
 46 for lower levels of thread support will occur only when the level of thread support  
 47 required is specified at link time. (*End of advice to implementors.*)  
 48

The following function can be used to query the current level of thread support.

MPI\_QUERY\_THREAD(provided)

OUT provided provided level of thread support (integer)

int MPI\_Query\_thread(int \*provided)

MPI\_QUERY\_THREAD(PROVIDED, IERROR)  
INTEGER PROVIDED, IERROR

{int MPI::Query\_thread() (*binding deprecated, see Section 15.2*) }

The call returns in provided the current level of thread [support. This]support, which will be the value returned in provided by MPI\_INIT\_THREAD, if MPI was initialized by a call to MPI\_INIT\_THREAD().

MPI\_IS\_THREAD\_MAIN(flag)

OUT flag true if calling thread is main thread, false otherwise  
(logical)

int MPI\_Is\_thread\_main(int \*flag)

MPI\_IS\_THREAD\_MAIN(FLAG, IERROR)  
LOGICAL FLAG  
INTEGER IERROR

{bool MPI::Is\_thread\_main() (*binding deprecated, see Section 15.2*) }

This function can be called by a thread to [find out whether]determine if it is the main thread (the thread that called MPI\_INIT or MPI\_INIT\_THREAD).

All routines listed in this section must be supported by all MPI implementations.

*Rationale.* MPI libraries are required to provide these calls even if they do not support threads, so that portable code that contains invocations to these functions [be able to]can link correctly. MPI\_INIT continues to be supported so as to provide compatibility with current MPI codes. (*End of rationale.*)

*Advice to users.* It is possible to spawn threads before MPI is initialized, but no MPI call other than MPI\_INITIALIZED should be executed by these threads, until MPI\_INIT\_THREAD is invoked by one thread (which, thereby, becomes the main thread). In particular, it is possible to enter the MPI execution with a multi-threaded process.

The level of thread support provided is a global property of the MPI process that can be specified only once, when MPI is initialized on that process (or before). Portable third party libraries have to be written so as to accommodate any provided level of thread support. Otherwise, their usage will be restricted to specific level(s) of thread support. If such a library can run only with specific level(s) of thread support, e.g., only with MPI\_THREAD\_MULTIPLE, then MPI\_QUERY\_THREAD can be used to check

whether the user initialized MPI to the correct level of thread support and, if not, raise an exception. (*End of advice to users.*)

## 12.5 MPI Process Migration

When a thread is created, it is associated with the MPI process that created it. The function `MPI_THREAD_ATTACH` can be used to migrate a thread to another MPI process within an address space.

`MPI_THREAD_ATTACH(rank, comm)`

IN	rank	MPI process rank (integer)
IN	comm	communicator containing MPI processes (handle)

`int MPI_Thread_attach(int rank, MPI_Comm comm)`

`MPI_THREAD_ATTACH (RANK, COMM, IERROR)`  
`INTEGER RANK, COMM, IERROR`

The thread performing this call detaches from the current MPI process that it is attached to and attaches to the MPI process identified by the arguments `comm` and `rank`. The call is erroneous if the new MPI process is not in the same address space as the current MPI process that the thread is attached to. It is also erroneous if the thread support level is `MPI_THREAD_SINGLE` and there already is a thread attached to the target MPI process.

1  
2  
3  
4  
5  
6  
7  
8  
9  
10  
11  
12  
13  
14  
15  
16  
17  
18  
19  
20  
21  
22  
23  
24  
25  
26  
27  
28  
29  
30  
31  
32  
33  
34  
35  
36  
37  
38  
39  
40  
41  
42  
43  
44  
45  
46  
47  
48

# Chapter 13

## I/O

### 13.1 Introduction

POSIX provides a model of a widely portable file system, but the portability and optimization needed for parallel I/O cannot be achieved with the POSIX interface.

The significant optimizations required for efficiency (e.g., grouping [39], collective buffering [6, 13, 40, 44, 51], and disk-directed I/O [35]) can only be implemented if the parallel I/O system provides a high-level interface supporting partitioning of file data among processes and a collective interface supporting complete transfers of global data structures between process memories and files. In addition, further efficiencies can be gained via support for asynchronous I/O, strided accesses, and control over physical file layout on storage devices (disks). The I/O environment described in this chapter provides these facilities.

Instead of defining I/O access modes to express the common patterns for accessing a shared file (broadcast, reduction, scatter, gather), we chose another approach in which data partitioning is expressed using derived datatypes. Compared to a limited set of predefined access patterns, this approach has the advantage of added flexibility and expressiveness.

#### 13.1.1 Definitions

**file** An MPI file is an ordered collection of typed data items. MPI supports random or sequential access to any integral set of these items. A file is opened collectively by a group of processes. All collective I/O calls on a file are collective over this group.

**displacement** A file *displacement* is an absolute byte position relative to the beginning of a file. The displacement defines the location where a *view* begins. Note that a “file displacement” is distinct from a “typemap displacement.”

**etype** An *etype* (*elementary datatype*) is the unit of data access and positioning. It can be any MPI predefined or derived datatype. Derived etypes can be constructed using any of the MPI datatype constructor routines, provided all resulting typemap displacements are non-negative and monotonically nondecreasing. Data access is performed in etype units, reading or writing whole data items of type etype. Offsets are expressed as a count of etypes; file pointers point to the beginning of etypes. Depending on context, the term “etype” is used to describe one of three aspects of an elementary datatype: a particular MPI type, a data item of that type, or the extent of that type.

**filetype** A *filetype* is the basis for partitioning a file among processes and defines a template for accessing the file. A filetype is either a single etype or a derived MPI datatype constructed from multiple instances of the same etype. In addition, the extent of any hole in the filetype must be a multiple of the etype's extent. The displacements in the typemap of the filetype are not required to be distinct, but they must be non-negative and monotonically nondecreasing.

**view** A *view* defines the current set of data visible and accessible from an open file as an ordered set of etypes. Each process has its own view of the file, defined by three quantities: a displacement, an etype, and a filetype. The pattern described by a filetype is repeated, beginning at the displacement, to define the view. The pattern of repetition is defined to be the same pattern that `MPI_TYPE_CONTIGUOUS` would produce if it were passed the filetype and an arbitrarily large count. Figure 13.1 shows how the tiling works; note that the filetype in this example must have explicit lower and upper bounds set in order for the initial and final holes to be repeated in the view. Views can be changed by the user during program execution. The default view is a linear byte stream (displacement is zero, etype and filetype equal to `MPI_BYTE`).

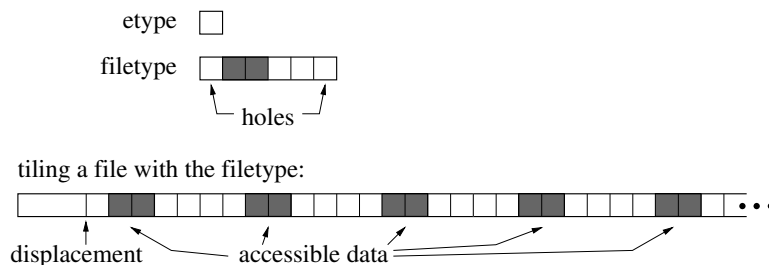


Figure 13.1: Etypes and filetypes

A group of processes can use complementary views to achieve a global data distribution such as a scatter/gather pattern (see Figure 13.2).

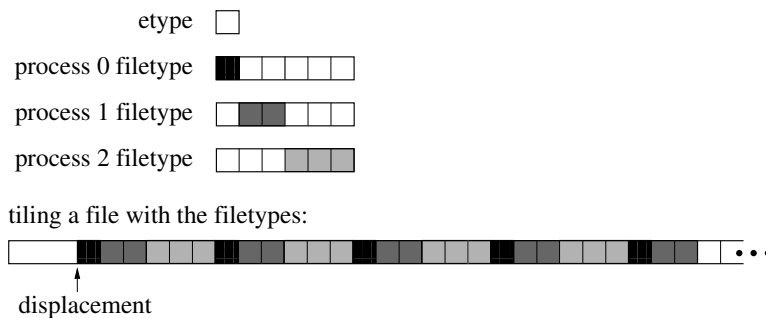


Figure 13.2: Partitioning a file among parallel processes

**offset** An *offset* is a position in the file relative to the current view, expressed as a count of etypes. Holes in the view's filetype are skipped when calculating this position. Offset 0 is the location of the first etype visible in the view (after skipping the displacement and any initial holes in the view). For example, an offset of 2 for process 1 in Figure 13.2 is the position of the 8th etype in the file after the displacement. An “explicit offset” is an offset that is used as a formal parameter in explicit data access routines.

**file size and end of file** The *size* of an MPI file is measured in bytes from the beginning of the file. A newly created file has a size of zero bytes. Using the size as an absolute displacement gives the position of the byte immediately following the last byte in the file. For any given view, the *end of file* is the offset of the first etype accessible in the current view starting after the last byte in the file.

**file pointer** A *file pointer* is an implicit offset maintained by MPI. “Individual file pointers” are file pointers that are local to each process that opened the file. A “shared file pointer” is a file pointer that is shared by the group of processes that opened the file.

**file handle** A *file handle* is an opaque object created by `MPI_FILE_OPEN` and freed by `MPI_FILE_CLOSE`. All operations on an open file reference the file through the file handle.

## 13.2 File Manipulation

### 13.2.1 Opening a File

`MPI_FILE_OPEN(comm, filename, amode, info, fh)`

IN	<code>comm</code>	communicator (handle)
IN	<code>filename</code>	name of file to open (string)
IN	<code>amode</code>	file access mode (integer)
IN	<code>info</code>	info object (handle)
OUT	<code>fh</code>	new file handle (handle)

```
int MPI_File_open(MPI_Comm comm, char *filename, int amode, MPI_Info info,
                 MPI_File *fh)
```

```
MPI_FILE_OPEN(COMM, FILENAME, AMODE, INFO, FH, IERROR)
CHARACTER*(*) FILENAME
INTEGER COMM, AMODE, INFO, FH, IERROR
```

```
{static MPI::File MPI::File::Open(const MPI::Intracomm& comm,
    const char* filename, int amode, const MPI::Info& info) (binding
    deprecated, see Section 15.2) }
```

`MPI_FILE_OPEN` opens the file identified by the file name `filename` on all processes in the `comm` communicator group. `MPI_FILE_OPEN` is a collective routine: all processes must provide the same value for `amode`, and all processes must provide `filenames` that reference the same file. (Values for `info` may vary.) `comm` must be an intracommunicator; it is erroneous to pass an intercommunicator to `MPI_FILE_OPEN`. Errors in `MPI_FILE_OPEN` are raised using the default file error handler (see Section 13.7, page 475). A process can open a file independently of other processes by using the `MPI_COMM_SELF` communicator. The file handle returned, `fh`, can be subsequently used to access the file until the file is closed using `MPI_FILE_CLOSE`. Before calling `MPI_FINALIZE`, the user is required to close (via `MPI_FILE_CLOSE`) all files that were opened with `MPI_FILE_OPEN`. Note that the

communicator `comm` is unaffected by `MPI_FILE_OPEN` and continues to be usable in all MPI routines (e.g., `MPI_SEND`). Furthermore, the use of `comm` will not interfere with I/O behavior.

The format for specifying the file name in the `filename` argument is implementation dependent and must be documented by the implementation.

*Advice to implementors.* An implementation may require that `filename` include a string or strings specifying additional information about the file. Examples include the type of filesystem (e.g., a prefix of `ufs:`), a remote hostname (e.g., a prefix of `machine.univ.edu:`), or a file password (e.g., a suffix of `/PASSWORD=SECRET`). (*End of advice to implementors.*)

*Advice to users.* On some implementations of MPI, the file namespace may not be identical from all processes of all applications. For example, `"/tmp/foo"` may denote different files on different processes, or a single file may have many names, dependent on process location. The user is responsible for ensuring that a single file is referenced by the `filename` argument, as it may be impossible for an implementation to detect this type of namespace error. (*End of advice to users.*)

Initially, all processes view the file as a linear byte stream, and each process views data in its own native representation (no data representation conversion is performed). (POSIX files are linear byte streams in the native representation.) The file view can be changed via the `MPI_FILE_SET_VIEW` routine.

The following access modes are supported (specified in `amode`, a bit vector OR of the following integer constants):

- `MPI_MODE_RDONLY` — read only,
- `MPI_MODE_RDWR` — reading and writing,
- `MPI_MODE_WRONLY` — write only,
- `MPI_MODE_CREATE` — create the file if it does not exist,
- `MPI_MODE_EXCL` — error if creating file that already exists,
- `MPI_MODE_DELETE_ON_CLOSE` — delete file on close,
- `MPI_MODE_UNIQUE_OPEN` — file will not be concurrently opened elsewhere,
- `MPI_MODE_SEQUENTIAL` — file will only be accessed sequentially,
- `MPI_MODE_APPEND` — set initial position of all file pointers to end of file.

*Advice to users.* C/C++ users can use bit vector OR (`|`) to combine these constants; Fortran 90 users can use the bit vector `IOR` intrinsic. Fortran 77 users can use (non-portably) bit vector `IOR` on systems that support it. Alternatively, Fortran users can portably use integer addition to OR the constants (each constant should appear at most once in the addition.). (*End of advice to users.*)

*Advice to implementors.* The values of these constants must be defined such that the bitwise OR and the sum of any distinct set of these constants is equivalent. (*End of advice to implementors.*)



The modes `MPI_MODE_RDONLY`, `MPI_MODE_RDWR`, `MPI_MODE_WRONLY`, `MPI_MODE_CREATE`, and `MPI_MODE_EXCL` have identical semantics to their POSIX counterparts [33]. Exactly one of `MPI_MODE_RDONLY`, `MPI_MODE_RDWR`, or `MPI_MODE_WRONLY`, must be specified. It is erroneous to specify `MPI_MODE_CREATE` or `MPI_MODE_EXCL` in conjunction with `MPI_MODE_RDONLY`; it is erroneous to specify `MPI_MODE_SEQUENTIAL` together with `MPI_MODE_RDWR`.

The `MPI_MODE_DELETE_ON_CLOSE` mode causes the file to be deleted (equivalent to performing an `MPI_FILE_DELETE`) when the file is closed.

The `MPI_MODE_UNIQUE_OPEN` mode allows an implementation to optimize access by eliminating the overhead of file locking. It is erroneous to open a file in this mode unless the file will not be concurrently opened elsewhere.

*Advice to users.* For `MPI_MODE_UNIQUE_OPEN`, *not opened elsewhere* includes both inside and outside the MPI environment. In particular, one needs to be aware of potential external events which may open files (e.g., automated backup facilities). When `MPI_MODE_UNIQUE_OPEN` is specified, the user is responsible for ensuring that no such external events take place. (*End of advice to users.*)

The `MPI_MODE_SEQUENTIAL` mode allows an implementation to optimize access to some sequential devices (tapes and network streams). It is erroneous to attempt non-sequential access to a file that has been opened in this mode.

Specifying `MPI_MODE_APPEND` only guarantees that all shared and individual file pointers are positioned at the initial end of file when `MPI_FILE_OPEN` returns. Subsequent positioning of file pointers is application dependent. In particular, the implementation does not ensure that all writes are appended.

Errors related to the access mode are raised in the class `MPI_ERR_AMODE`.

The `info` argument is used to provide information regarding file access patterns and file system specifics (see Section 13.2.8, page 426). The constant `MPI_INFO_NULL` can be used when no `info` needs to be specified.

*Advice to users.* Some file attributes are inherently implementation dependent (e.g., file permissions). These attributes must be set using either the `info` argument or facilities outside the scope of MPI. (*End of advice to users.*)

Files are opened by default using nonatomic mode file consistency semantics (see Section 13.6.1, page 465). The more stringent atomic mode consistency semantics, required for atomicity of conflicting accesses, can be set using `MPI_FILE_SET_ATOMICITY`.

### 13.2.2 Closing a File

`MPI_FILE_CLOSE(fh)`

INOUT fh file handle (handle)

`int MPI_File_close(MPI_File *fh)`

`MPI_FILE_CLOSE(FH, IERROR)`

INTEGER FH, IERROR

```
1 {void MPI::File::Close() (binding deprecated, see Section 15.2) }
```

```
2
3 MPI_FILE_CLOSE first synchronizes file state (equivalent to performing an
4 MPI_FILE_SYNC), then closes the file associated with fh. The file is deleted if it was
5 opened with access mode MPI_MODE_DELETE_ON_CLOSE (equivalent to performing an
6 MPI_FILE_DELETE). MPI_FILE_CLOSE is a collective routine.
```

```
7
8 Advice to users. If the file is deleted on close, and there are other processes currently
9 accessing the file, the status of the file and the behavior of future accesses by these
10 processes are implementation dependent. (End of advice to users.)
```

```
11
12 The user is responsible for ensuring that all outstanding nonblocking requests and
13 split collective operations associated with fh made by a process have completed before that
14 process calls MPI_FILE_CLOSE.
```

```
15 The MPI_FILE_CLOSE routine deallocates the file handle object and sets fh to
16 MPI_FILE_NULL.
```

### 17 13.2.3 Deleting a File

```
18
19
20
21 MPI_FILE_DELETE(filename, info)
```

```
22 IN filename name of file to delete (string)
23 IN info info object (handle)
```

```
24
25 int MPI_File_delete(char *filename, MPI_Info info)
```

```
26
27 MPI_FILE_DELETE(FILENAME, INFO, IERROR)
```

```
28 CHARACTER*(*) FILENAME
29 INTEGER INFO, IERROR
```

```
30
31 {static void MPI::File::Delete(const char* filename,
32 const MPI::Info& info) (binding deprecated, see Section 15.2) }
```

```
33
34 MPI_FILE_DELETE deletes the file identified by the file name filename. If the file does
35 not exist, MPI_FILE_DELETE raises an error in the class MPI_ERR_NO_SUCH_FILE.
```

```
36 The info argument can be used to provide information regarding file system specifics
37 (see Section 13.2.8, page 426). The constant MPI_INFO_NULL refers to the null info, and
38 can be used when no info needs to be specified.
```

```
39 If a process currently has the file open, the behavior of any access to the file (as well
40 as the behavior of any outstanding accesses) is implementation dependent. In addition,
41 whether an open file is deleted or not is also implementation dependent. If the file is not
42 deleted, an error in the class MPI_ERR_FILE_IN_USE or MPI_ERR_ACCESS will be raised.
43 Errors are raised using the default error handler (see Section 13.7, page 475).
```

## 13.2.4 Resizing a File

MPI\_FILE\_SET\_SIZE(fh, size)

INOUT	fh	file handle (handle)
IN	size	size to truncate or expand file (integer)

```
int MPI_File_set_size(MPI_File fh, MPI_Offset size)
```

```
MPI_FILE_SET_SIZE(FH, SIZE, IERROR)
```

```
INTEGER FH, IERROR
INTEGER(KIND=MPI_OFFSET_KIND) SIZE
```

```
{void MPI::File::Set_size(MPI::Offset size) (binding deprecated, see Section 15.2)
}
```

MPI\_FILE\_SET\_SIZE resizes the file associated with the file handle `fh`. `size` is measured in bytes from the beginning of the file. MPI\_FILE\_SET\_SIZE is collective; all processes in the group must pass identical values for `size`.

If `size` is smaller than the current file size, the file is truncated at the position defined by `size`. The implementation is free to deallocate file blocks located beyond this position.

If `size` is larger than the current file size, the file size becomes `size`. Regions of the file that have been previously written are unaffected. The values of data in the new regions in the file (those locations with displacements between old file size and `size`) are undefined. It is implementation dependent whether the MPI\_FILE\_SET\_SIZE routine allocates file space—use MPI\_FILE\_PREALLOCATE to force file space to be reserved.

MPI\_FILE\_SET\_SIZE does not affect the individual file pointers or the shared file pointer. If MPI\_MODE\_SEQUENTIAL mode was specified when the file was opened, it is erroneous to call this routine.

*Advice to users.* It is possible for the file pointers to point beyond the end of file after a MPI\_FILE\_SET\_SIZE operation truncates a file. This is legal, and equivalent to seeking beyond the current end of file. (*End of advice to users.*)

All nonblocking requests and split collective operations on `fh` must be completed before calling MPI\_FILE\_SET\_SIZE. Otherwise, calling MPI\_FILE\_SET\_SIZE is erroneous. As far as consistency semantics are concerned, MPI\_FILE\_SET\_SIZE is a write operation that conflicts with operations that access bytes at displacements between the old and new file sizes (see Section 13.6.1, page 465).

## 13.2.5 Preallocating Space for a File

MPI\_FILE\_PREALLOCATE(fh, size)

INOUT	fh	file handle (handle)
IN	size	size to preallocate file (integer)

```

1 int MPI_File_preallocate(MPI_File fh, MPI_Offset size)
2
3 MPI_FILE_PREALLOCATE(FH, SIZE, IERROR)
4     INTEGER FH, IERROR
5     INTEGER(KIND=MPI_OFFSET_KIND) SIZE
6
7 {void MPI::File::Preallocate(MPI::Offset size) (binding deprecated, see
8     Section 15.2) }

```

MPI\_FILE\_PREALLOCATE ensures that storage space is allocated for the first size bytes of the file associated with fh. MPI\_FILE\_PREALLOCATE is collective; all processes in the group must pass identical values for size. Regions of the file that have previously been written are unaffected. For newly allocated regions of the file, MPI\_FILE\_PREALLOCATE has the same effect as writing undefined data. If size is larger than the current file size, the file size increases to size. If size is less than or equal to the current file size, the file size is unchanged.

The treatment of file pointers, pending nonblocking accesses, and file consistency is the same as with MPI\_FILE\_SET\_SIZE. If MPI\_MODE\_SEQUENTIAL mode was specified when the file was opened, it is erroneous to call this routine.

*Advice to users.* In some implementations, file preallocation may be expensive. (*End of advice to users.*)

### 13.2.6 Querying the Size of a File

```

24
25
26 MPI_FILE_GET_SIZE(fh, size)
27     IN      fh                file handle (handle)
28     OUT    size              size of the file in bytes (integer)
29
30
31 int MPI_File_get_size(MPI_File fh, MPI_Offset *size)
32
33 MPI_FILE_GET_SIZE(FH, SIZE, IERROR)
34     INTEGER FH, IERROR
35     INTEGER(KIND=MPI_OFFSET_KIND) SIZE
36
37 {MPI::Offset MPI::File::Get_size() const (binding deprecated, see Section 15.2) }

```

MPI\_FILE\_GET\_SIZE returns, in size, the current size in bytes of the file associated with the file handle fh. As far as consistency semantics are concerned, MPI\_FILE\_GET\_SIZE is a data access operation (see Section 13.6.1, page 465).

## 13.2.7 Querying File Parameters

MPI\_FILE\_GET\_GROUP(fh, group)

IN	fh	file handle (handle)
OUT	group	group which opened the file (handle)

```
int MPI_File_get_group(MPI_File fh, MPI_Group *group)
```

```
MPI_FILE_GET_GROUP(FH, GROUP, IERROR)
  INTEGER FH, GROUP, IERROR
```

```
{MPI::Group MPI::File::Get_group() const(binding deprecated, see Section 15.2) }
```

MPI\_FILE\_GET\_GROUP returns a duplicate of the group of the communicator used to open the file associated with fh. The group is returned in group. The user is responsible for freeing group.

MPI\_FILE\_GET\_AMODE(fh, amode)

IN	fh	file handle (handle)
OUT	amode	file access mode used to open the file (integer)

```
int MPI_File_get_amode(MPI_File fh, int *amode)
```

```
MPI_FILE_GET_AMODE(FH, AMODE, IERROR)
  INTEGER FH, AMODE, IERROR
```

```
{int MPI::File::Get_amode() const(binding deprecated, see Section 15.2) }
```

MPI\_FILE\_GET\_AMODE returns, in amode, the access mode of the file associated with fh.

**Example 13.1** In Fortran 77, decoding an amode bit vector will require a routine such as the following:

```

      SUBROUTINE BIT_QUERY(TEST_BIT, MAX_BIT, AMODE, BIT_FOUND)
!
! TEST IF THE INPUT TEST_BIT IS SET IN THE INPUT AMODE
! IF SET, RETURN 1 IN BIT_FOUND, 0 OTHERWISE
!
      INTEGER TEST_BIT, AMODE, BIT_FOUND, CP_AMODE, HIFOUND
      BIT_FOUND = 0
      CP_AMODE = AMODE
100 CONTINUE
      LBIT = 0
      HIFOUND = 0
      DO 20 L = MAX_BIT, 0, -1
          MATCHER = 2**L

```

```

1      IF (CP_AMODE .GE. MATCHER .AND. HIFOUND .EQ. 0) THEN
2          HIFOUND = 1
3          LBIT = MATCHER
4          CP_AMODE = CP_AMODE - MATCHER
5      END IF
6  20  CONTINUE
7      IF (HIFOUND .EQ. 1 .AND. LBIT .EQ. TEST_BIT) BIT_FOUND = 1
8      IF (BIT_FOUND .EQ. 0 .AND. HIFOUND .EQ. 1 .AND. &
9          CP_AMODE .GT. 0) GO TO 100
10     END

```

This routine could be called successively to decode `amode`, one bit at a time. For example, the following code fragment would check for `MPI_MODE_RDONLY`.

```

14     CALL BIT_QUERY(MPI_MODE_RDONLY, 30, AMODE, BIT_FOUND)
15     IF (BIT_FOUND .EQ. 1) THEN
16         PRINT *, ' FOUND READ-ONLY BIT IN AMODE=', AMODE
17     ELSE
18         PRINT *, ' READ-ONLY BIT NOT FOUND IN AMODE=', AMODE
19     END IF

```

### 13.2.8 File Info

Hints specified via `info` (see Section 9, page 327) allow a user to provide information such as file access patterns and file system specifics to direct optimization. Providing hints may enable an implementation to deliver increased I/O performance or minimize the use of system resources. However, hints do not change the semantics of any of the I/O interfaces. In other words, an implementation is free to ignore all hints. Hints are specified on a per file basis, in `MPI_FILE_OPEN`, `MPI_FILE_DELETE`, `MPI_FILE_SET_VIEW`, and `MPI_FILE_SET_INFO`, via the opaque `info` object. When an `info` object that specifies a subset of valid hints is passed to `MPI_FILE_SET_VIEW` or `MPI_FILE_SET_INFO`, there will be no effect on previously set or defaulted hints that the `info` does not specify.

*Advice to implementors.* It may happen that a program is coded with hints for one system, and later executes on another system that does not support these hints. In general, unsupported hints should simply be ignored. Needless to say, no hint can be mandatory. However, for each hint used by a specific implementation, a default value must be provided when the user does not specify a value for this hint. (*End of advice to implementors.*)

`MPI_FILE_SET_INFO(fh, info)`

INOUT	fh	file handle (handle)
IN	info	info object (handle)

`int MPI_File_set_info(MPI_File fh, MPI_Info info)`

`MPI_FILE_SET_INFO(FH, INFO, IERROR)`

INTEGER FH, INFO, IERROR

```
{void MPI::File::Set_info(const MPI::Info& info) (binding deprecated, see
    Section 15.2) }
```

MPI\_FILE\_SET\_INFO sets new values for the hints of the file associated with fh. MPI\_FILE\_SET\_INFO is a collective routine. The info object may be different on each process, but any info entries that an implementation requires to be the same on all processes must appear with the same value in each process’s info object.

*Advice to users.* Many info items that an implementation can use when it creates or opens a file cannot easily be changed once the file has been created or opened. Thus, an implementation may ignore hints issued in this call that it would have accepted in an open call. (*End of advice to users.*)

MPI\_FILE\_GET\_INFO(fh, info\_used)

IN	fh	file handle (handle)
OUT	info_used	new info object (handle)

```
int MPI_File_get_info(MPI_File fh, MPI_Info *info_used)
```

```
MPI_FILE_GET_INFO(FH, INFO_USED, IERROR)
    INTEGER FH, INFO_USED, IERROR
```

```
{MPI::Info MPI::File::Get_info() const (binding deprecated, see Section 15.2) }
```

MPI\_FILE\_GET\_INFO returns a new info object containing the hints of the file associated with fh. The current setting of all hints actually used by the system related to this open file is returned in info\_used. If no such hints exist, a handle to a newly created info object is returned that contains no key/value pair. The user is responsible for freeing info\_used via MPI\_INFO\_FREE.

*Advice to users.* The info object returned in info\_used will contain all hints currently active for this file. This set of hints may be greater or smaller than the set of hints passed in to MPI\_FILE\_OPEN, MPI\_FILE\_SET\_VIEW, and MPI\_FILE\_SET\_INFO, as the system may not recognize some hints set by the user, and may recognize other hints that the user has not set. (*End of advice to users.*)

### Reserved File Hints

Some potentially useful hints (info key values) are outlined below. The following key values are reserved. An implementation is not required to interpret these key values, but if it does interpret the key value, it must provide the functionality described. (For more details on “info,” see Section 9, page 327.)

These hints mainly affect access patterns and the layout of data on parallel I/O devices. For each hint name introduced, we describe the purpose of the hint, and the type of the hint value. The “[SAME]” annotation specifies that the hint values provided by all participating processes must be identical; otherwise the program is erroneous. In addition, some hints are

1 context dependent, and are only used by an implementation at specific times (e.g., `file_perm`  
2 is only useful during file creation).

3  
4 **access\_style (comma separated list of strings):** This hint specifies the manner in which  
5 the file will be accessed until the file is closed or until the `access_style` key value is  
6 altered. The hint value is a comma separated list of the following: `read_once`, `write_once`,  
7 `read_mostly`, `write_mostly`, `sequential`, `reverse_sequential`, and `random`.

8  
9 **collective\_buffering (boolean) [SAME]:** This hint specifies whether the application may  
10 benefit from collective buffering. Collective buffering is an optimization performed  
11 on collective accesses. Accesses to the file are performed on behalf of all processes in  
12 the group by a number of target nodes. These target nodes coalesce small requests  
13 into large disk accesses. Legal values for this key are `true` and `false`. Collective buffering  
14 parameters are further directed via additional hints: `cb_block_size`, `cb_buffer_size`, and  
15 `cb_nodes`.

16 **cb\_block\_size (integer) [SAME]:** This hint specifies the block size to be used for collective  
17 buffering file access. *Target nodes* access data in chunks of this size. The chunks are  
18 distributed among target nodes in a round-robin (CYCLIC) pattern.

19  
20 **cb\_buffer\_size (integer) [SAME]:** This hint specifies the total buffer space that can be used  
21 for collective buffering on each target node, usually a multiple of `cb_block_size`.

22  
23 **cb\_nodes (integer) [SAME]:** This hint specifies the number of target nodes to be used for  
24 collective buffering.

25  
26 **chunked (comma separated list of integers) [SAME]:** This hint specifies that the file  
27 consists of a multidimensional array that is often accessed by subarrays. The value  
28 for this hint is a comma separated list of array dimensions, starting from the most  
29 significant one (for an array stored in row-major order, as in C, the most significant  
30 dimension is the first one; for an array stored in column-major order, as in Fortran, the  
31 most significant dimension is the last one, and array dimensions should be reversed).

32 **chunked\_item (comma separated list of integers) [SAME]:** This hint specifies the size  
33 of each array entry, in bytes.

34  
35 **chunked\_size (comma separated list of integers) [SAME]:** This hint specifies the di-  
36 mensions of the subarrays. This is a comma separated list of array dimensions, starting  
37 from the most significant one.

38  
39 **filename (string):** This hint specifies the file name used when the file was opened. If the  
40 implementation is capable of returning the file name of an open file, it will be returned  
41 using this key by `MPI_FILE_GET_INFO`. This key is ignored when passed to  
42 `MPI_FILE_OPEN`, `MPI_FILE_SET_VIEW`, `MPI_FILE_SET_INFO`, and  
43 `MPI_FILE_DELETE`.

44  
45 **file\_perm (string) [SAME]:** This hint specifies the file permissions to use for file creation.  
46 Setting this hint is only useful when passed to `MPI_FILE_OPEN` with an amode that  
47 includes `MPI_MODE_CREATE`. The set of legal values for this key is implementation  
48 dependent.



`io_node_list` (**comma separated list of strings**) [**SAME**]: This hint specifies the list of I/O devices that should be used to store the file. This hint is most relevant when the file is created.

`nb_proc` (**integer**) [**SAME**]: This hint specifies the number of parallel processes that will typically be assigned to run programs that access this file. This hint is most relevant when the file is created.

`num_io_nodes` (**integer**) [**SAME**]: This hint specifies the number of I/O devices in the system. This hint is most relevant when the file is created.

`striping_factor` (**integer**) [**SAME**]: This hint specifies the number of I/O devices that the file should be striped across, and is relevant only when the file is created.

`striping_unit` (**integer**) [**SAME**]: This hint specifies the suggested striping unit to be used for this file. The striping unit is the amount of consecutive data assigned to one I/O device before progressing to the next device, when striping across a number of devices. It is expressed in bytes. This hint is relevant only when the file is created.

### 13.3 File Views

`MPI_FILE_SET_VIEW(fh, disp, etype, filetype, datarep, info)`

INOUT	fh	file handle (handle)
IN	disp	displacement (integer)
IN	etype	elementary datatype (handle)
IN	filetype	filetype (handle)
IN	datarep	data representation (string)
IN	info	info object (handle)

```
int MPI_File_set_view(MPI_File fh, MPI_Offset disp, MPI_Datatype etype,
                    MPI_Datatype filetype, char *datarep, MPI_Info info)
```

```
MPI_FILE_SET_VIEW(FH, DISP, ETYPE, FILETYPE, DATAREP, INFO, IERROR)
```

```
INTEGER FH, ETYPE, FILETYPE, INFO, IERROR
```

```
CHARACTER*(*) DATAREP
```

```
INTEGER(KIND=MPI_OFFSET_KIND) DISP
```

```
{void MPI::File::Set_view(MPI::Offset disp, const MPI::Datatype& etype,
                        const MPI::Datatype& filetype, const char* datarep,
                        const MPI::Info& info) (binding deprecated, see Section 15.2) }
```

The `MPI_FILE_SET_VIEW` routine changes the process's view of the data in the file. The start of the view is set to `disp`; the type of data is set to `etype`; the distribution of data to processes is set to `filetype`; and the representation of data in the file is set to `datarep`. In addition, `MPI_FILE_SET_VIEW` resets the individual file pointers and the shared file pointer to zero. `MPI_FILE_SET_VIEW` is collective; the values for `datarep` and the extents

of `etype` in the file data representation must be identical on all processes in the group; values for `disp`, `filetype`, and `info` may vary. The datatypes passed in `etype` and `filetype` must be committed.

The `etype` always specifies the data layout in the file. If `etype` is a portable datatype (see Section 2.4, page 11), the extent of `etype` is computed by scaling any displacements in the datatype to match the file data representation. If `etype` is not a portable datatype, no scaling is done when computing the extent of `etype`. The user must be careful when using nonportable `etypes` in heterogeneous environments; see Section 13.5.1, page 458 for further details.

If `MPI_MODE_SEQUENTIAL` mode was specified when the file was opened, the special displacement `MPI_DISPLACEMENT_CURRENT` must be passed in `disp`. This sets the displacement to the current position of the shared file pointer. `MPI_DISPLACEMENT_CURRENT` is invalid unless the `amode` for the file has `MPI_MODE_SEQUENTIAL` set.

*Rationale.* For some sequential files, such as those corresponding to magnetic tapes or streaming network connections, the *displacement* may not be meaningful. `MPI_DISPLACEMENT_CURRENT` allows the view to be changed for these types of files. (*End of rationale.*)

*Advice to implementors.* It is expected that a call to `MPI_FILE_SET_VIEW` will immediately follow `MPI_FILE_OPEN` in numerous instances. A high-quality implementation will ensure that this behavior is efficient. (*End of advice to implementors.*)

The `disp` displacement argument specifies the position (absolute offset in bytes from the beginning of the file) where the view begins.

*Advice to users.* `disp` can be used to skip headers or when the file includes a sequence of data segments that are to be accessed in different patterns (see Figure 13.3). Separate views, each using a different displacement and `filetype`, can be used to access each segment.

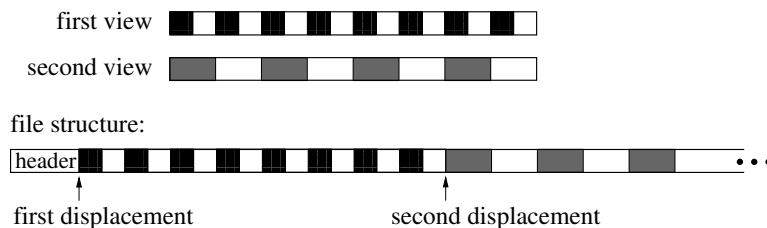


Figure 13.3: Displacements

(*End of advice to users.*)

An *etype* (*elementary* datatype) is the unit of data access and positioning. It can be any MPI predefined or derived datatype. Derived `etypes` can be constructed by using any of the MPI datatype constructor routines, provided all resulting typemap displacements are non-negative and monotonically nondecreasing. Data access is performed in `etype` units, reading or writing whole data items of type `etype`. Offsets are expressed as a count of `etypes`; file pointers point to the beginning of `etypes`.

*Advice to users.* In order to ensure interoperability in a heterogeneous environment, additional restrictions must be observed when constructing the `etype` (see Section 13.5, page 456). (*End of advice to users.*)

A filetype is either a single etype or a derived MPI datatype constructed from multiple instances of the same etype. In addition, the extent of any hole in the filetype must be a multiple of the etype’s extent. These displacements are not required to be distinct, but they cannot be negative, and they must be monotonically nondecreasing.

If the file is opened for writing, neither the `etype` nor the `filetype` is permitted to contain overlapping regions. This restriction is equivalent to the “datatype used in a receive cannot specify overlapping regions” restriction for communication. Note that `filetypes` from different processes may still overlap each other.

If `filetype` has holes in it, then the data in the holes is inaccessible to the calling process. However, the `disp`, `etype` and `filetype` arguments can be changed via future calls to `MPI_FILE_SET_VIEW` to access a different part of the file.

It is erroneous to use absolute addresses in the construction of the `etype` and `filetype`.

The `info` argument is used to provide information regarding file access patterns and file system specifics to direct optimization (see Section 13.2.8, page 426). The constant `MPI_INFO_NULL` refers to the null info and can be used when no info needs to be specified.

The `datarep` argument is a string that specifies the representation of data in the file. See the file interoperability section (Section 13.5, page 456) for details and a discussion of valid values.

The user is responsible for ensuring that all nonblocking requests and split collective operations on `fh` have been completed before calling `MPI_FILE_SET_VIEW`—otherwise, the call to `MPI_FILE_SET_VIEW` is erroneous.

`MPI_FILE_GET_VIEW(fh, disp, etype, filetype, datarep)`

IN	<code>fh</code>	file handle (handle)
OUT	<code>disp</code>	displacement (integer)
OUT	<code>etype</code>	elementary datatype (handle)
OUT	<code>filetype</code>	filetype (handle)
OUT	<code>datarep</code>	data representation (string)

```
int MPI_File_get_view(MPI_File fh, MPI_Offset *disp, MPI_Datatype *etype,
                    MPI_Datatype *filetype, char *datarep)
```

```
MPI_FILE_GET_VIEW(FH, DISP, ETYPE, FILETYPE, DATAREP, IERROR)
```

```
INTEGER FH, ETYPE, FILETYPE, IERROR
```

```
CHARACTER*(*) DATAREP
```

```
INTEGER(KIND=MPI_OFFSET_KIND) DISP
```

```
{void MPI::File::Get_view(MPI::Offset& disp, MPI::Datatype& etype,
                        MPI::Datatype& filetype, char* datarep) const(binding deprecated,
                        see Section 15.2) }
```

`MPI_FILE_GET_VIEW` returns the process’s view of the data in the file. The current value of the displacement is returned in `disp`. The `etype` and `filetype` are new datatypes with

1 typemaps equal to the typemaps of the current etype and filetype, respectively.

2 The data representation is returned in `datarep`. The user is responsible for ensuring  
3 that `datarep` is large enough to hold the returned data representation string. The length of  
4 a data representation string is limited to the value of `MPI_MAX_DATAREP_STRING`.

5 In addition, if a portable datatype was used to set the current view, then the corre-  
6 sponding datatype returned by `MPI_FILE_GET_VIEW` is also a portable datatype. If `etype`  
7 or `filetype` are derived datatypes, the user is responsible for freeing them. The `etype` and  
8 `filetype` returned are both in a committed state.

## 10 13.4 Data Access

### 12 13.4.1 Data Access Routines

14 Data is moved between files and processes by issuing read and write calls. There are three  
15 orthogonal aspects to data access: positioning (explicit offset *vs.* implicit file pointer),  
16 synchronism (blocking *vs.* nonblocking and split collective), and coordination (noncollective  
17 *vs.* collective). The following combinations of these data access routines, including two types  
18 of file pointers (individual and shared) are provided in Table 13.1.

positioning	synchronism	coordination	
		<i>noncollective</i>	<i>collective</i>
<i>explicit offsets</i>	<i>blocking</i>	MPI_FILE_READ_AT MPI_FILE_WRITE_AT	MPI_FILE_READ_AT_ALL MPI_FILE_WRITE_AT_ALL
	<i>nonblocking &amp; split collective</i>	MPI_FILE_IREAD_AT MPI_FILE_IWRITE_AT	MPI_FILE_READ_AT_ALL_BEGIN MPI_FILE_READ_AT_ALL_END MPI_FILE_WRITE_AT_ALL_BEGIN MPI_FILE_WRITE_AT_ALL_END
<i>individual file pointers</i>	<i>blocking</i>	MPI_FILE_READ MPI_FILE_WRITE	MPI_FILE_READ_ALL MPI_FILE_WRITE_ALL
	<i>nonblocking &amp; split collective</i>	MPI_FILE_IREAD MPI_FILE_IWRITE	MPI_FILE_READ_ALL_BEGIN MPI_FILE_READ_ALL_END MPI_FILE_WRITE_ALL_BEGIN MPI_FILE_WRITE_ALL_END
<i>shared file pointer</i>	<i>blocking</i>	MPI_FILE_READ_SHARED MPI_FILE_WRITE_SHARED	MPI_FILE_READ_ORDERED MPI_FILE_WRITE_ORDERED
	<i>nonblocking &amp; split collective</i>	MPI_FILE_IREAD_SHARED MPI_FILE_IWRITE_SHARED	MPI_FILE_READ_ORDERED_BEGIN MPI_FILE_READ_ORDERED_END MPI_FILE_WRITE_ORDERED_BEGIN MPI_FILE_WRITE_ORDERED_END

39 Table 13.1: Data access routines

41 POSIX `read()/pread()` and `write()/fwrite()` are blocking, noncollective operations and  
42 use individual file pointers. The MPI equivalents are `MPI_FILE_READ` and  
43 `MPI_FILE_WRITE`.

44 Implementations of data access routines may buffer data to improve performance. This  
45 does not affect reads, as the data is always available in the user's buffer after a read operation  
46 completes. For writes, however, the `MPI_FILE_SYNC` routine provides the only guarantee  
47 that data has been transferred to the storage device.

## Positioning

MPI provides three types of positioning for data access routines: explicit offsets, individual file pointers, and shared file pointers. The different positioning methods may be mixed within the same program and do not affect each other.

The data access routines that accept explicit offsets contain `_AT` in their name (e.g., `MPI_FILE_WRITE_AT`). Explicit offset operations perform data access at the file position given directly as an argument—no file pointer is used nor updated. Note that this is not equivalent to an atomic seek-and-read or seek-and-write operation, as no “seek” is issued. Operations with explicit offsets are described in Section 13.4.2, page 435.

The names of the individual file pointer routines contain no positional qualifier (e.g., `MPI_FILE_WRITE`). Operations with individual file pointers are described in Section 13.4.3, page 438. The data access routines that use shared file pointers contain `_SHARED` or `_ORDERED` in their name (e.g., `MPI_FILE_WRITE_SHARED`). Operations with shared file pointers are described in Section 13.4.4, page 444.

The main semantic issues with MPI-maintained file pointers are how and when they are updated by I/O operations. In general, each I/O operation leaves the file pointer pointing to the next data item after the last one that is accessed by the operation. In a nonblocking or split collective operation, the pointer is updated by the call that initiates the I/O, possibly before the access completes.

More formally,

$$new\_file\_offset = old\_file\_offset + \frac{elements(datatype)}{elements(etype)} \times count$$

where *count* is the number of *datatype* items to be accessed, *elements(X)* is the number of predefined datatypes in the typemap of *X*, and *old\_file\_offset* is the value of the implicit offset before the call. The file position, *new\_file\_offset*, is in terms of a count of etypes relative to the current view.

## Synchronism

MPI supports blocking and nonblocking I/O routines.

A *blocking* I/O call will not return until the I/O request is completed.

A *nonblocking* I/O call initiates an I/O operation, but does not wait for it to complete. Given suitable hardware, this allows the transfer of data out/in the user’s buffer to proceed concurrently with computation. A separate *request complete* call (`MPI_WAIT`, `MPI_TEST`, or any of their variants) is needed to complete the I/O request, i.e., to confirm that the data has been read or written and that it is safe for the user to reuse the buffer. The nonblocking versions of the routines are named `MPI_FILE_IXXX`, where the *I* stands for immediate.

It is erroneous to access the local buffer of a nonblocking data access operation, or to use that buffer as the source or target of other communications, between the initiation and completion of the operation.

The split collective routines support a restricted form of “nonblocking” operations for collective data access (see Section 13.4.5, page 449).

## Coordination

Every noncollective data access routine `MPI_FILE_XXX` has a collective counterpart. For most routines, this counterpart is `MPI_FILE_XXX_ALL` or a pair of `MPI_FILE_XXX_BEGIN`

1 and `MPI_FILE_XXX_END`. The counterparts to the `MPI_FILE_XXX_SHARED` routines are  
 2 `MPI_FILE_XXX_ORDERED`.

3 The completion of a noncollective call only depends on the activity of the calling pro-  
 4 cess. However, the completion of a collective call (which must be called by all members of  
 5 the process group) may depend on the activity of the other processes participating in the  
 6 collective call. See Section 13.6.4, page 469, for rules on semantics of collective calls.

7 Collective operations may perform much better than their noncollective counterparts,  
 8 as global data accesses have significant potential for automatic optimization.

## 10 Data Access Conventions

11  
 12 Data is moved between files and processes by calling read and write routines. Read routines  
 13 move data from a file into memory. Write routines move data from memory into a file. The  
 14 file is designated by a file handle, `fh`. The location of the file data is specified by an offset  
 15 into the current view. The data in memory is specified by a triple: `buf`, `count`, and `datatype`.  
 16 Upon completion, the amount of data accessed by the calling process is returned in a `status`.

17 An offset designates the starting position in the file for an access. The offset is always in  
 18 `etype` units relative to the current view. Explicit offset routines pass `offset` as an argument  
 19 (negative values are erroneous). The file pointer routines use implicit offsets maintained by  
 20 MPI.

21 A data access routine attempts to transfer (read or write) `count` data items of type  
 22 `datatype` between the user's buffer `buf` and the file. The `datatype` passed to the routine  
 23 must be a committed datatype. The layout of data in memory corresponding to `buf`, `count`,  
 24 `datatype` is interpreted the same way as in MPI communication functions; see Section 3.2.2  
 25 on page 29 and Section 4.1.11 on page 103. The data is accessed from those parts of the  
 26 file specified by the current view (Section 13.3, page 429). The type signature of `datatype`  
 27 must match the type signature of some number of contiguous copies of the `etype` of the  
 28 current view. As in a receive, it is erroneous to specify a `datatype` for reading that contains  
 29 overlapping regions (areas of memory which would be stored into more than once).

30 The nonblocking data access routines indicate that MPI can start a data access and  
 31 associate a request handle, `request`, with the I/O operation. Nonblocking operations are  
 32 completed via `MPI_TEST`, `MPI_WAIT`, or any of their variants.

33 Data access operations, when completed, return the amount of data accessed in `status`.

34 *Advice to users.* To prevent problems with the argument copying and register opti-  
 35 mization done by Fortran compilers, please note the hints in subsections “Problems  
 36 Due to Data Copying and Sequence Association,” and “A Problem with Register  
 37 Optimization” in Section 16.2.2, pages 510 and 513. (*End of advice to users.*)

39 For blocking routines, `status` is returned directly. For nonblocking routines and split  
 40 collective routines, `status` is returned when the operation is completed. The number of  
 41 `datatype` entries and predefined elements accessed by the calling process can be extracted  
 42 from `status` by using `MPI_GET_COUNT` and `MPI_GET_ELEMENTS`, respectively. The inter-  
 43 pretation of the `MPI_ERROR` field is the same as for other operations — normally undefined,  
 44 but meaningful if an MPI routine returns `MPI_ERR_IN_STATUS`. The user can pass (in C  
 45 and Fortran) `MPI_STATUS_IGNORE` in the `status` argument if the return value of this argu-  
 46 ment is not needed. In C++, the `status` argument is optional. The `status` can be passed  
 47 to `MPI_TEST_CANCELLED` to determine if the operation was cancelled. All other fields of  
 48 `status` are undefined.

When reading, a program can detect the end of file by noting that the amount of data read is less than the amount requested. Writing past the end of file increases the file size. The amount of data accessed will be the amount requested, unless an error is raised (or a read reaches the end of file).

### 13.4.2 Data Access with Explicit Offsets

If `MPI_MODE_SEQUENTIAL` mode was specified when the file was opened, it is erroneous to call the routines in this section.

`MPI_FILE_READ_AT(fh, offset, buf, count, datatype, status)`

IN	fh	file handle (handle)
IN	offset	file offset (integer)
OUT	buf	initial address of buffer (choice)
IN	count	number of elements in buffer (integer)
IN	datatype	datatype of each buffer element (handle)
OUT	status	status object (Status)

```
int MPI_File_read_at(MPI_File fh, MPI_Offset offset, void *buf, int count,
                    MPI_Datatype datatype, MPI_Status *status)
```

```
MPI_FILE_READ_AT(FH, OFFSET, BUF, COUNT, DATATYPE, STATUS, IERROR)
    <type> BUF(*)
    INTEGER FH, COUNT, DATATYPE, STATUS(MPI_STATUS_SIZE), IERROR
    INTEGER(KIND=MPI_OFFSET_KIND) OFFSET
```

```
{void MPI::File::Read_at(MPI::Offset offset, void* buf, int count,
                        const MPI::Datatype& datatype, MPI::Status& status) (binding
                        deprecated, see Section 15.2) }
```

```
{void MPI::File::Read_at(MPI::Offset offset, void* buf, int count,
                        const MPI::Datatype& datatype) (binding deprecated, see Section 15.2)
    }
```

`MPI_FILE_READ_AT` reads a file beginning at the position specified by `offset`.

`MPI_FILE_READ_AT_ALL(fh, offset, buf, count, datatype, status)`

IN	fh	file handle (handle)
IN	offset	file offset (integer)
OUT	buf	initial address of buffer (choice)
IN	count	number of elements in buffer (integer)
IN	datatype	datatype of each buffer element (handle)
OUT	status	status object (Status)

```

1 int MPI_File_read_at_all(MPI_File fh, MPI_Offset offset, void *buf,
2     int count, MPI_Datatype datatype, MPI_Status *status)
3
4 MPI_FILE_READ_AT_ALL(FH, OFFSET, BUF, COUNT, DATATYPE, STATUS, IERROR)
5     <type> BUF(*)
6     INTEGER FH, COUNT, DATATYPE, STATUS(MPI_STATUS_SIZE), IERROR
7     INTEGER(KIND=MPI_OFFSET_KIND) OFFSET
8
9 {void MPI::File::Read_at_all(MPI::Offset offset, void* buf, int count,
10     const MPI::Datatype& datatype, MPI::Status& status) (binding
11     deprecated, see Section 15.2) }
12
13 {void MPI::File::Read_at_all(MPI::Offset offset, void* buf, int count,
14     const MPI::Datatype& datatype) (binding deprecated, see Section 15.2)
15     }

```

MPI\_FILE\_READ\_AT\_ALL is a collective version of the blocking MPI\_FILE\_READ\_AT interface.

```

16
17
18
19 MPI_FILE_WRITE_AT(fh, offset, buf, count, datatype, status)
20     INOUT   fh          file handle (handle)
21     IN      offset     file offset (integer)
22     IN      buf        initial address of buffer (choice)
23     IN      count     number of elements in buffer (integer)
24     IN      datatype   datatype of each buffer element (handle)
25     OUT     status     status object (Status)
26
27
28
29 int MPI_File_write_at(MPI_File fh, MPI_Offset offset, void *buf, int count,
30     MPI_Datatype datatype, MPI_Status *status)
31
32 MPI_FILE_WRITE_AT(FH, OFFSET, BUF, COUNT, DATATYPE, STATUS, IERROR)
33     <type> BUF(*)
34     INTEGER FH, COUNT, DATATYPE, STATUS(MPI_STATUS_SIZE), IERROR
35     INTEGER(KIND=MPI_OFFSET_KIND) OFFSET
36
37 {void MPI::File::Write_at(MPI::Offset offset, const void* buf, int count,
38     const MPI::Datatype& datatype, MPI::Status& status) (binding
39     deprecated, see Section 15.2) }
40
41 {void MPI::File::Write_at(MPI::Offset offset, const void* buf, int count,
42     const MPI::Datatype& datatype) (binding deprecated, see Section 15.2)
43     }

```

MPI\_FILE\_WRITE\_AT writes a file beginning at the position specified by offset.

44  
45  
46  
47  
48



```

MPI_FILE_WRITE_AT_ALL(fh, offset, buf, count, datatype, status) 1
    INOUT fh file handle (handle) 2
    IN offset file offset (integer) 3
    IN buf initial address of buffer (choice) 4
    IN count number of elements in buffer (integer) 5
    IN datatype datatype of each buffer element (handle) 6
    OUT status status object (Status) 7
 8
 9
10
int MPI_File_write_at_all(MPI_File fh, MPI_Offset offset, void *buf, 11
    int count, MPI_Datatype datatype, MPI_Status *status) 12
13
MPI_FILE_WRITE_AT_ALL(FH, OFFSET, BUF, COUNT, DATATYPE, STATUS, IERROR) 14
    <type> BUF(*) 15
    INTEGER FH, COUNT, DATATYPE, STATUS(MPI_STATUS_SIZE), IERROR 16
    INTEGER(KIND=MPI_OFFSET_KIND) OFFSET 17
18
{void MPI::File::Write_at_all(MPI::Offset offset, const void* buf, 19
    int count, const MPI::Datatype& datatype, 20
    MPI::Status& status) (binding deprecated, see Section 15.2) } 21
22
{void MPI::File::Write_at_all(MPI::Offset offset, const void* buf, 22
    int count, const MPI::Datatype& datatype) (binding deprecated, see 23
    Section 15.2) } 24
25
    MPI_FILE_WRITE_AT_ALL is a collective version of the blocking 25
    MPI_FILE_WRITE_AT interface. 26
27
28
MPI_FILE_IREAD_AT(fh, offset, buf, count, datatype, request) 29
    IN fh file handle (handle) 30
    IN offset file offset (integer) 31
    OUT buf initial address of buffer (choice) 32
    IN count number of elements in buffer (integer) 33
    IN datatype datatype of each buffer element (handle) 34
    OUT request request object (handle) 35
 36
 37
 38
int MPI_File_iread_at(MPI_File fh, MPI_Offset offset, void *buf, int count, 39
    MPI_Datatype datatype, MPI_Request *request) 40
41
MPI_FILE_IREAD_AT(FH, OFFSET, BUF, COUNT, DATATYPE, REQUEST, IERROR) 42
    <type> BUF(*) 43
    INTEGER FH, COUNT, DATATYPE, REQUEST, IERROR 44
    INTEGER(KIND=MPI_OFFSET_KIND) OFFSET 45
46
{MPI::Request MPI::File::Iread_at(MPI::Offset offset, void* buf, int count, 46
    const MPI::Datatype& datatype) (binding deprecated, see Section 15.2) 47
    } 48

```

MPI\_FILE\_IREAD\_AT is a nonblocking version of the MPI\_FILE\_READ\_AT interface.

MPI\_FILE\_IWRITE\_AT(fh, offset, buf, count, datatype, request)

INOUT	fh	file handle (handle)
IN	offset	file offset (integer)
IN	buf	initial address of buffer (choice)
IN	count	number of elements in buffer (integer)
IN	datatype	datatype of each buffer element (handle)
OUT	request	request object (handle)

```
int MPI_File_irewrite_at(MPI_File fh, MPI_Offset offset, void *buf,
                        int count, MPI_Datatype datatype, MPI_Request *request)
```

```
MPI_FILE_IWRITE_AT(FH, OFFSET, BUF, COUNT, DATATYPE, REQUEST, IERROR)
<type> BUF(*)
INTEGER FH, COUNT, DATATYPE, REQUEST, IERROR
INTEGER(KIND=MPI_OFFSET_KIND) OFFSET
```

```
{MPI::Request MPI::File::Iwrite_at(MPI::Offset offset, const void* buf,
                                   int count, const MPI::Datatype& datatype) (binding deprecated, see
                                   Section 15.2) }
```

MPI\_FILE\_IWRITE\_AT is a nonblocking version of the MPI\_FILE\_WRITE\_AT interface.

### 13.4.3 Data Access with Individual File Pointers

MPI maintains one individual file pointer per process per file handle. The current value of this pointer implicitly specifies the offset in the data access routines described in this section. These routines only use and update the individual file pointers maintained by MPI. The shared file pointer is not used nor updated.

The individual file pointer routines have the same semantics as the data access with explicit offset routines described in Section 13.4.2, page 435, with the following modification:

- the offset is defined to be the current value of the MPI-maintained individual file pointer.

After an individual file pointer operation is initiated, the individual file pointer is updated to point to the next etype after the last one that will be accessed. The file pointer is updated relative to the current view of the file.

If MPI\_MODE\_SEQUENTIAL mode was specified when the file was opened, it is erroneous to call the routines in this section, with the exception of MPI\_FILE\_GET\_BYTE\_OFFSET.

MPI_FILE_READ(fh, buf, count, datatype, status)	1
INOUT  fh	2
	3
OUT    buf	4
	5
IN     count	6
	7
IN     datatype	8
	9
OUT    status	10
	11
	12

```
int MPI_File_read(MPI_File fh, void *buf, int count, MPI_Datatype datatype,
                 MPI_Status *status)
```

```
MPI_FILE_READ(FH, BUF, COUNT, DATATYPE, STATUS, IERROR)
  <type> BUF(*)
  INTEGER FH, COUNT, DATATYPE, STATUS(MPI_STATUS_SIZE), IERROR
```

```
{void MPI::File::Read(void* buf, int count, const MPI::Datatype& datatype,
                     MPI::Status& status) (binding deprecated, see Section 15.2) }
```

```
{void MPI::File::Read(void* buf, int count,
                     const MPI::Datatype& datatype) (binding deprecated, see Section 15.2)
  }
```

MPI\_FILE\_READ reads a file using the individual file pointer.

**Example 13.2** The following Fortran code fragment is an example of reading a file until the end of file is reached:

```
! Read a preexisting input file until all data has been read.
! Call routine "process_input" if all requested data is read.
! The Fortran 90 "exit" statement exits the loop.

integer  bufsize, numread, totprocessed, status(MPI_STATUS_SIZE)
parameter (bufsize=100)
real     localbuffer(bufsize)

call MPI_FILE_OPEN( MPI_COMM_WORLD, 'myoldfile', &
                   MPI_MODE_RDONLY, MPI_INFO_NULL, myfh, ierr )
call MPI_FILE_SET_VIEW( myfh, 0, MPI_REAL, MPI_REAL, 'native', &
                       MPI_INFO_NULL, ierr )

totprocessed = 0
do
  call MPI_FILE_READ( myfh, localbuffer, bufsize, MPI_REAL, &
                    status, ierr )
  call MPI_GET_COUNT( status, MPI_REAL, numread, ierr )
  call process_input( localbuffer, numread )
  totprocessed = totprocessed + numread
  if ( numread < bufsize ) exit
enddo
```

```

1      write(6,1001) numread, bufsize, totprocessed
2 1001 format( "No more data:  read", I3, "and expected", I3, &
3           "Processed total of", I6, "before terminating job." )
4
5      call MPI_FILE_CLOSE( myfh, ierr )
6
7
8
9 MPI_FILE_READ_ALL(fh, buf, count, datatype, status)
10  INOUT  fh           file handle (handle)
11  OUT    buf          initial address of buffer (choice)
12  IN     count        number of elements in buffer (integer)
13  IN     datatype     datatype of each buffer element (handle)
14  OUT    status       status object (Status)
15
16
17 int MPI_File_read_all(MPI_File fh, void *buf, int count,
18                     MPI_Datatype datatype, MPI_Status *status)
19
20 MPI_FILE_READ_ALL(FH, BUF, COUNT, DATATYPE, STATUS, IERROR)
21 <type> BUF(*)
22 INTEGER FH, COUNT, DATATYPE, STATUS(MPI_STATUS_SIZE), IERROR
23
24 {void MPI::File::Read_all(void* buf, int count,
25                          const MPI::Datatype& datatype, MPI::Status& status) (binding
26                          deprecated, see Section 15.2) }
27
28 {void MPI::File::Read_all(void* buf, int count,
29                          const MPI::Datatype& datatype) (binding deprecated, see Section 15.2)
30 }
31
32 MPI_FILE_READ_ALL is a collective version of the blocking MPI_FILE_READ interface.
33
34 MPI_FILE_WRITE(fh, buf, count, datatype, status)
35  INOUT  fh           file handle (handle)
36  IN     buf          initial address of buffer (choice)
37  IN     count        number of elements in buffer (integer)
38  IN     datatype     datatype of each buffer element (handle)
39  OUT    status       status object (Status)
40
41
42 int MPI_File_write(MPI_File fh, void *buf, int count,
43                  MPI_Datatype datatype, MPI_Status *status)
44
45 MPI_FILE_WRITE(FH, BUF, COUNT, DATATYPE, STATUS, IERROR)
46 <type> BUF(*)
47 INTEGER FH, COUNT, DATATYPE, STATUS(MPI_STATUS_SIZE), IERROR
48

```

```
{void MPI::File::Write(const void* buf, int count,
    const MPI::Datatype& datatype, MPI::Status& status) (binding
    deprecated, see Section 15.2) }
```

```
{void MPI::File::Write(const void* buf, int count,
    const MPI::Datatype& datatype) (binding deprecated, see Section 15.2)
}
```

MPI\_FILE\_WRITE writes a file using the individual file pointer.

MPI\_FILE\_WRITE\_ALL(fh, buf, count, datatype, status)

INOUT	fh	file handle (handle)
IN	buf	initial address of buffer (choice)
IN	count	number of elements in buffer (integer)
IN	datatype	datatype of each buffer element (handle)
OUT	status	status object (Status)

```
int MPI_File_write_all(MPI_File fh, void *buf, int count,
    MPI_Datatype datatype, MPI_Status *status)
```

```
MPI_FILE_WRITE_ALL(FH, BUF, COUNT, DATATYPE, STATUS, IERROR)
    <type> BUF(*)
    INTEGER FH, COUNT, DATATYPE, STATUS(MPI_STATUS_SIZE), IERROR
```

```
{void MPI::File::Write_all(const void* buf, int count,
    const MPI::Datatype& datatype, MPI::Status& status) (binding
    deprecated, see Section 15.2) }
```

```
{void MPI::File::Write_all(const void* buf, int count,
    const MPI::Datatype& datatype) (binding deprecated, see Section 15.2)
}
```

MPI\_FILE\_WRITE\_ALL is a collective version of the blocking MPI\_FILE\_WRITE interface.

MPI\_FILE\_IREAD(fh, buf, count, datatype, request)

INOUT	fh	file handle (handle)
OUT	buf	initial address of buffer (choice)
IN	count	number of elements in buffer (integer)
IN	datatype	datatype of each buffer element (handle)
OUT	request	request object (handle)

```
int MPI_File_iread(MPI_File fh, void *buf, int count,
    MPI_Datatype datatype, MPI_Request *request)
```

```
MPI_FILE_IREAD(FH, BUF, COUNT, DATATYPE, REQUEST, IERROR)
```

```

1     <type> BUF(*)
2     INTEGER FH, COUNT, DATATYPE, REQUEST, IERROR
3
4     {MPI::Request MPI::File::Iread(void* buf, int count,
5         const MPI::Datatype& datatype) (binding deprecated, see Section 15.2)
6         }

```

MPI\_FILE\_IREAD is a nonblocking version of the MPI\_FILE\_READ interface.

**Example 13.3** The following Fortran code fragment illustrates file pointer update semantics:

```

11
12 !   Read the first twenty real words in a file into two local
13 !   buffers. Note that when the first MPI_FILE_IREAD returns,
14 !   the file pointer has been updated to point to the
15 !   eleventh real word in the file.
16
17     integer    bufsize, req1, req2
18     integer, dimension(MPI_STATUS_SIZE) :: status1, status2
19     parameter (bufsize=10)
20     real       buf1(bufsize), buf2(bufsize)
21
22     call MPI_FILE_OPEN( MPI_COMM_WORLD, 'myoldfile', &
23         MPI_MODE_RDONLY, MPI_INFO_NULL, myfh, ierr )
24     call MPI_FILE_SET_VIEW( myfh, 0, MPI_REAL, MPI_REAL, 'native', &
25         MPI_INFO_NULL, ierr )
26     call MPI_FILE_IREAD( myfh, buf1, bufsize, MPI_REAL, &
27         req1, ierr )
28     call MPI_FILE_IREAD( myfh, buf2, bufsize, MPI_REAL, &
29         req2, ierr )
30
31     call MPI_WAIT( req1, status1, ierr )
32     call MPI_WAIT( req2, status2, ierr )
33
34     call MPI_FILE_CLOSE( myfh, ierr )

```

MPI\_FILE\_IWRITE(fh, buf, count, datatype, request)

39	INOUT	fh	file handle (handle)
40	IN	buf	initial address of buffer (choice)
41	IN	count	number of elements in buffer (integer)
42	IN	datatype	datatype of each buffer element (handle)
43	IN	datatype	datatype of each buffer element (handle)
44	OUT	request	request object (handle)

```

46 int MPI_File_iwrite(MPI_File fh, void *buf, int count,
47     MPI_Datatype datatype, MPI_Request *request)
48

```

```

MPI_FILE_IWRITE(FH, BUF, COUNT, DATATYPE, REQUEST, IERROR) 1
    <type> BUF(*) 2
    INTEGER FH, COUNT, DATATYPE, REQUEST, IERROR 3
    {MPI::Request MPI::File::Iwrite(const void* buf, int count, 4
        const MPI::Datatype& datatype) (binding deprecated, see Section 15.2) 5
    } 6
    } 7

```

MPI\_FILE\_IWRITE is a nonblocking version of the MPI\_FILE\_WRITE interface. 8

```

MPI_FILE_SEEK(fh, offset, whence) 11
    INOUT fh file handle (handle) 12
    IN offset file offset (integer) 13
    IN whence update mode (state) 14
    } 15

```

```

int MPI_File_seek(MPI_File fh, MPI_Offset offset, int whence) 16
    } 17

```

```

MPI_FILE_SEEK(FH, OFFSET, WHENCE, IERROR) 18
    INTEGER FH, WHENCE, IERROR 19
    INTEGER(KIND=MPI_OFFSET_KIND) OFFSET 20
    {void MPI::File::Seek(MPI::Offset offset, int whence) (binding deprecated, see 21
        Section 15.2) } 22
    } 23

```

MPI\_FILE\_SEEK updates the individual file pointer according to whence, which has the following possible values: 24

- MPI\_SEEK\_SET: the pointer is set to offset 25
- MPI\_SEEK\_CUR: the pointer is set to the current pointer position plus offset 26
- MPI\_SEEK\_END: the pointer is set to the end of file plus offset 27

The offset can be negative, which allows seeking backwards. It is erroneous to seek to a negative position in the view. 28

```

MPI_FILE_GET_POSITION(fh, offset) 29
    IN fh file handle (handle) 30
    OUT offset offset of individual pointer (integer) 31
    } 32

```

```

int MPI_File_get_position(MPI_File fh, MPI_Offset *offset) 33
    } 34

```

```

MPI_FILE_GET_POSITION(FH, OFFSET, IERROR) 35
    INTEGER FH, IERROR 36
    INTEGER(KIND=MPI_OFFSET_KIND) OFFSET 37
    {MPI::Offset MPI::File::Get_position() const (binding deprecated, see Section 15.2) 38
    } 39
    } 40

```

1 MPI\_FILE\_GET\_POSITION returns, in `offset`, the current position of the individual file  
 2 pointer in etype units relative to the current view.

3  
 4 *Advice to users.* The `offset` can be used in a future call to `MPI_FILE_SEEK` using  
 5 `whence = MPI_SEEK_SET` to return to the current position. To set the displacement to  
 6 the current file pointer position, first convert `offset` into an absolute byte position using  
 7 `MPI_FILE_GET_BYTE_OFFSET`, then call `MPI_FILE_SET_VIEW` with the resulting  
 8 displacement. (*End of advice to users.*)

9  
 10  
 11 MPI\_FILE\_GET\_BYTE\_OFFSET(fh, offset, disp)

12  
 13 IN fh file handle (handle)  
 14 IN offset offset (integer)  
 15 OUT disp absolute byte position of offset (integer)

16  
 17  
 18 `int MPI_File_get_byte_offset(MPI_File fh, MPI_Offset offset,`  
 19 `MPI_Offset *disp)`

20 MPI\_FILE\_GET\_BYTE\_OFFSET(FH, OFFSET, DISP, IERROR)  
 21 INTEGER FH, IERROR  
 22 INTEGER(KIND=MPI\_OFFSET\_KIND) OFFSET, DISP

23  
 24 {MPI::Offset MPI::File::Get\_byte\_offset(const MPI::Offset disp)  
 25 `const(binding deprecated, see Section 15.2) }`

26 MPI\_FILE\_GET\_BYTE\_OFFSET converts a view-relative offset into an absolute byte  
 27 position. The absolute byte position (from the beginning of the file) of `offset` relative to the  
 28 current view of `fh` is returned in `disp`.

#### 30 13.4.4 Data Access with Shared File Pointers

31  
 32 MPI maintains exactly one shared file pointer per collective `MPI_FILE_OPEN` (shared among  
 33 processes in the communicator group). The current value of this pointer implicitly specifies  
 34 the offset in the data access routines described in this section. These routines only use and  
 35 update the shared file pointer maintained by MPI. The individual file pointers are not used  
 36 nor updated.

37 The shared file pointer routines have the same semantics as the data access with explicit  
 38 offset routines described in Section 13.4.2, page 435, with the following modifications:

- 39 • the `offset` is defined to be the current value of the MPI-maintained shared file pointer,
- 40 • the effect of multiple calls to shared file pointer routines is defined to behave as if the  
 41 calls were serialized, and
- 42 • the use of shared file pointer routines is erroneous unless all processes use the same  
 43 file view.

44 For the noncollective shared file pointer routines, the serialization ordering is not determin-  
 45 istic. The user needs to use other synchronization means to enforce a specific order.



After a shared file pointer operation is initiated, the shared file pointer is updated to point to the next etype after the last one that will be accessed. The file pointer is updated relative to the current view of the file.

#### Noncollective Operations

`MPI_FILE_READ_SHARED(fh, buf, count, datatype, status)`

INOUT	fh	file handle (handle)
OUT	buf	initial address of buffer (choice)
IN	count	number of elements in buffer (integer)
IN	datatype	datatype of each buffer element (handle)
OUT	status	status object (Status)

```
int MPI_File_read_shared(MPI_File fh, void *buf, int count,
                        MPI_Datatype datatype, MPI_Status *status)
```

```
MPI_FILE_READ_SHARED(FH, BUF, COUNT, DATATYPE, STATUS, IERROR)
```

```
<type> BUF(*)
```

```
INTEGER FH, COUNT, DATATYPE, STATUS(MPI_STATUS_SIZE), IERROR
```

```
{void MPI::File::Read_shared(void* buf, int count,
                             const MPI::Datatype& datatype, MPI::Status& status) (binding
                             deprecated, see Section 15.2) }
```

```
{void MPI::File::Read_shared(void* buf, int count,
                             const MPI::Datatype& datatype) (binding deprecated, see Section 15.2)
}
```

`MPI_FILE_READ_SHARED` reads a file using the shared file pointer.

`MPI_FILE_WRITE_SHARED(fh, buf, count, datatype, status)`

INOUT	fh	file handle (handle)
IN	buf	initial address of buffer (choice)
IN	count	number of elements in buffer (integer)
IN	datatype	datatype of each buffer element (handle)
OUT	status	status object (Status)

```
int MPI_File_write_shared(MPI_File fh, void *buf, int count,
                        MPI_Datatype datatype, MPI_Status *status)
```

```
MPI_FILE_WRITE_SHARED(FH, BUF, COUNT, DATATYPE, STATUS, IERROR)
```

```
<type> BUF(*)
```

```
INTEGER FH, COUNT, DATATYPE, STATUS(MPI_STATUS_SIZE), IERROR
```

```

1  {void MPI::File::Write_shared(const void* buf, int count,
2      const MPI::Datatype& datatype, MPI::Status& status) (binding
3      deprecated, see Section 15.2) }
4
5  {void MPI::File::Write_shared(const void* buf, int count,
6      const MPI::Datatype& datatype) (binding deprecated, see Section 15.2)
7      }

```

MPI\_FILE\_WRITE\_SHARED writes a file using the shared file pointer.

```

10 MPI_FILE_IREAD_SHARED(fh, buf, count, datatype, request)
11
12  INOUT  fh          file handle (handle)
13
14  OUT    buf         initial address of buffer (choice)
15
16  IN     count       number of elements in buffer (integer)
17
18  IN     datatype    datatype of each buffer element (handle)
19
20  OUT    request     request object (handle)
21
22  int MPI_File_iread_shared(MPI_File fh, void *buf, int count,
23      MPI_Datatype datatype, MPI_Request *request)
24
25  MPI_FILE_IREAD_SHARED(FH, BUF, COUNT, DATATYPE, REQUEST, IERROR)
26  <type> BUF(*)
27  INTEGER FH, COUNT, DATATYPE, REQUEST, IERROR
28
29  {MPI::Request MPI::File::Iread_shared(void* buf, int count,
30      const MPI::Datatype& datatype) (binding deprecated, see Section 15.2)
31      }

```

MPI\_FILE\_IREAD\_SHARED is a nonblocking version of the MPI\_FILE\_READ\_SHARED interface.

```

32 MPI_FILE_IWRITE_SHARED(fh, buf, count, datatype, request)
33
34  INOUT  fh          file handle (handle)
35
36  IN     buf         initial address of buffer (choice)
37
38  IN     count       number of elements in buffer (integer)
39
40  IN     datatype    datatype of each buffer element (handle)
41
42  OUT    request     request object (handle)
43
44  int MPI_File_iread_shared(MPI_File fh, void *buf, int count,
45      MPI_Datatype datatype, MPI_Request *request)
46
47  MPI_FILE_IWRITE_SHARED(FH, BUF, COUNT, DATATYPE, REQUEST, IERROR)
48  <type> BUF(*)
49  INTEGER FH, COUNT, DATATYPE, REQUEST, IERROR

```

```
{MPI::Request MPI::File::Iwrite_shared(const void* buf, int count,
    const MPI::Datatype& datatype) (binding deprecated, see Section 15.2)
    }
```

MPI\_FILE\_IWRITE\_SHARED is a nonblocking version of the MPI\_FILE\_WRITE\_SHARED interface.

### Collective Operations

The semantics of a collective access using a shared file pointer is that the accesses to the file will be in the order determined by the ranks of the processes within the group. For each process, the location in the file at which data is accessed is the position at which the shared file pointer would be after all processes whose ranks within the group less than that of this process had accessed their data. In addition, in order to prevent subsequent shared offset accesses by the same processes from interfering with this collective access, the call might return only after all the processes within the group have initiated their accesses. When the call returns, the shared file pointer points to the next etype accessible, according to the file view used by all processes, after the last etype requested.

*Advice to users.* There may be some programs in which all processes in the group need to access the file using the shared file pointer, but the program may not *require* that data be accessed in order of process rank. In such programs, using the shared ordered routines (e.g., MPI\_FILE\_WRITE\_ORDERED rather than MPI\_FILE\_WRITE\_SHARED) may enable an implementation to optimize access, improving performance. (*End of advice to users.*)

*Advice to implementors.* Accesses to the data requested by all processes do not have to be serialized. Once all processes have issued their requests, locations within the file for all accesses can be computed, and accesses can proceed independently from each other, possibly in parallel. (*End of advice to implementors.*)

```
MPI_FILE_READ_ORDERED(fh, buf, count, datatype, status)
```

INOUT	fh	file handle (handle)
OUT	buf	initial address of buffer (choice)
IN	count	number of elements in buffer (integer)
IN	datatype	datatype of each buffer element (handle)
OUT	status	status object (Status)

```
int MPI_File_read_ordered(MPI_File fh, void *buf, int count,
    MPI_Datatype datatype, MPI_Status *status)
```

```
MPI_FILE_READ_ORDERED(FH, BUF, COUNT, DATATYPE, STATUS, IERROR)
    <type> BUF(*)
    INTEGER FH, COUNT, DATATYPE, STATUS(MPI_STATUS_SIZE), IERROR
```

```

1  {void MPI::File::Read_ordered(void* buf, int count,
2      const MPI::Datatype& datatype, MPI::Status& status) (binding
3      deprecated, see Section 15.2) }
4
5  {void MPI::File::Read_ordered(void* buf, int count,
6      const MPI::Datatype& datatype) (binding deprecated, see Section 15.2)
7      }

```

MPI\_FILE\_READ\_ORDERED is a collective version of the MPI\_FILE\_READ\_SHARED interface.

```

11 MPI_FILE_WRITE_ORDERED(fh, buf, count, datatype, status)
12
13     INOUT   fh                file handle (handle)
14     IN      buf                initial address of buffer (choice)
15     IN      count              number of elements in buffer (integer)
16     IN      datatype           datatype of each buffer element (handle)
17     OUT     status             status object (Status)
18
19

```

```

20 int MPI_File_write_ordered(MPI_File fh, void *buf, int count,
21     MPI_Datatype datatype, MPI_Status *status)
22
23 MPI_FILE_WRITE_ORDERED(FH, BUF, COUNT, DATATYPE, STATUS, IERROR)
24     <type> BUF(*)
25     INTEGER FH, COUNT, DATATYPE, STATUS(MPI_STATUS_SIZE), IERROR

```

```

26 {void MPI::File::Write_ordered(const void* buf, int count,
27     const MPI::Datatype& datatype, MPI::Status& status) (binding
28     deprecated, see Section 15.2) }
29
30 {void MPI::File::Write_ordered(const void* buf, int count,
31     const MPI::Datatype& datatype) (binding deprecated, see Section 15.2)
32     }

```

MPI\_FILE\_WRITE\_ORDERED is a collective version of the MPI\_FILE\_WRITE\_SHARED interface.

### Seek

If MPI\_MODE\_SEQUENTIAL mode was specified when the file was opened, it is erroneous to call the following two routines (MPI\_FILE\_SEEK\_SHARED and MPI\_FILE\_GET\_POSITION\_SHARED).

```

42 MPI_FILE_SEEK_SHARED(fh, offset, whence)
43
44     INOUT   fh                file handle (handle)
45     IN      offset              file offset (integer)
46     IN      whence              update mode (state)

```

48

```

int MPI_File_seek_shared(MPI_File fh, MPI_Offset offset, int whence)
MPI_FILE_SEEK_SHARED(FH, OFFSET, WHENCE, IERROR)
    INTEGER FH, WHENCE, IERROR
    INTEGER(KIND=MPI_OFFSET_KIND) OFFSET
{void MPI::File::Seek_shared(MPI::Offset offset, int whence) (binding
    deprecated, see Section 15.2) }

```

MPI\_FILE\_SEEK\_SHARED updates the shared file pointer according to whence, which has the following possible values:

- MPI\_SEEK\_SET: the pointer is set to offset
- MPI\_SEEK\_CUR: the pointer is set to the current pointer position plus offset
- MPI\_SEEK\_END: the pointer is set to the end of file plus offset

MPI\_FILE\_SEEK\_SHARED is collective; all the processes in the communicator group associated with the file handle fh must call MPI\_FILE\_SEEK\_SHARED with the same values for offset and whence.

The offset can be negative, which allows seeking backwards. It is erroneous to seek to a negative position in the view.

```

MPI_FILE_GET_POSITION_SHARED(fh, offset)
    IN      fh      file handle (handle)
    OUT     offset   offset of shared pointer (integer)

```

```

int MPI_File_get_position_shared(MPI_File fh, MPI_Offset *offset)
MPI_FILE_GET_POSITION_SHARED(FH, OFFSET, IERROR)
    INTEGER FH, IERROR
    INTEGER(KIND=MPI_OFFSET_KIND) OFFSET
{MPI::Offset MPI::File::Get_position_shared() const (binding deprecated, see
    Section 15.2) }

```

MPI\_FILE\_GET\_POSITION\_SHARED returns, in offset, the current position of the shared file pointer in type units relative to the current view.

*Advice to users.* The offset can be used in a future call to MPI\_FILE\_SEEK\_SHARED using whence = MPI\_SEEK\_SET to return to the current position. To set the displacement to the current file pointer position, first convert offset into an absolute byte position using MPI\_FILE\_GET\_BYTE\_OFFSET, then call MPI\_FILE\_SET\_VIEW with the resulting displacement. (*End of advice to users.*)

### 13.4.5 Split Collective Data Access Routines

MPI provides a restricted form of “nonblocking collective” I/O operations for all data accesses using split collective data access routines. These routines are referred to as “split” collective routines because a single collective operation is split in two: a begin routine and

1 an end routine. The begin routine begins the operation, much like a nonblocking data access  
 2 (e.g., `MPI_FILE_IREAD`). The end routine completes the operation, much like the matching  
 3 test or wait (e.g., `MPI_WAIT`). As with nonblocking data access operations, the user must  
 4 not use the buffer passed to a begin routine while the routine is outstanding; the operation  
 5 must be completed with an end routine before it is safe to free buffers, etc.

6 Split collective data access operations on a file handle `fh` are subject to the semantic  
 7 rules given below.

- 8
- 9 • On any MPI process, each file handle may have at most one active split collective  
 10 operation at any time.
- 11 • Begin calls are collective over the group of processes that participated in the collective  
 12 open and follow the ordering rules for collective calls.
- 13
- 14 • End calls are collective over the group of processes that participated in the collective  
 15 open and follow the ordering rules for collective calls. Each end call matches the  
 16 preceding begin call for the same collective operation. When an “end” call is made,  
 17 exactly one unmatched “begin” call for the same operation must precede it.
- 18 • An implementation is free to implement any split collective data access routine using  
 19 the corresponding blocking collective routine when either the begin call (e.g.,  
 20 `MPI_FILE_READ_ALL_BEGIN`) or the end call (e.g., `MPI_FILE_READ_ALL_END`) is  
 21 issued. The begin and end calls are provided to allow the user and MPI implementation  
 22 to optimize the collective operation.
- 23
- 24 • Split collective operations do not match the corresponding regular collective opera-  
 25 tion. For example, in a single collective read operation, an `MPI_FILE_READ_ALL`  
 26 on one process does not match an `MPI_FILE_READ_ALL_BEGIN/`  
 27 `MPI_FILE_READ_ALL_END` pair on another process.
- 28
- 29 • Split collective routines must specify a buffer in both the begin and end routines.  
 30 By specifying the buffer that receives data in the end routine, we can avoid many  
 31 (though not all) of the problems described in “A Problem with Register Optimization,”  
 32 Section 16.2.2, page 513.
- 33 • No collective I/O operations are permitted on a file handle concurrently with a split  
 34 collective access on that file handle (i.e., between the begin and end of the access).  
 35 That is

```
36
37     MPI_File_read_all_begin(fh, ...);
38     ...
39     MPI_File_read_all(fh, ...);
40     ...
41     MPI_File_read_all_end(fh, ...);
```

42 is erroneous.

- 43
- 44 • In a multithreaded implementation, any split collective begin and end operation called  
 45 by a process must be called from the same thread. This restriction is made to simplify  
 46 the implementation in the multithreaded case. (Note that we have already disallowed  
 47 having two threads begin a split collective operation on the same file handle since only  
 48 one split collective operation can be active on a file handle at any time.)

The arguments for these routines have the same meaning as for the equivalent collective versions (e.g., the argument definitions for `MPI_FILE_READ_ALL_BEGIN` and `MPI_FILE_READ_ALL_END` are equivalent to the arguments for `MPI_FILE_READ_ALL`). The begin routine (e.g., `MPI_FILE_READ_ALL_BEGIN`) begins a split collective operation that, when completed with the matching end routine (i.e., `MPI_FILE_READ_ALL_END`) produces the result as defined for the equivalent collective routine (i.e., `MPI_FILE_READ_ALL`).

For the purpose of consistency semantics (Section 13.6.1, page 465), a matched pair of split collective data access operations (e.g., `MPI_FILE_READ_ALL_BEGIN` and `MPI_FILE_READ_ALL_END`) compose a single data access.

`MPI_FILE_READ_AT_ALL_BEGIN(fh, offset, buf, count, datatype)`

IN	fh	file handle (handle)
IN	offset	file offset (integer)
OUT	buf	initial address of buffer (choice)
IN	count	number of elements in buffer (integer)
IN	datatype	datatype of each buffer element (handle)

```
int MPI_File_read_at_all_begin(MPI_File fh, MPI_Offset offset, void *buf,
                              int count, MPI_Datatype datatype)
```

```
MPI_FILE_READ_AT_ALL_BEGIN(FH, OFFSET, BUF, COUNT, DATATYPE, IERROR)
  <type> BUF(*)
  INTEGER FH, COUNT, DATATYPE, IERROR
  INTEGER(KIND=MPI_OFFSET_KIND) OFFSET
```

```
{void MPI::File::Read_at_all_begin(MPI::Offset offset, void* buf,
                                   int count, const MPI::Datatype& datatype) (binding deprecated, see
                                   Section 15.2) }
```

`MPI_FILE_READ_AT_ALL_END(fh, buf, status)`

IN	fh	file handle (handle)
OUT	buf	initial address of buffer (choice)
OUT	status	status object (Status)

```
int MPI_File_read_at_all_end(MPI_File fh, void *buf, MPI_Status *status)
```

```
MPI_FILE_READ_AT_ALL_END(FH, BUF, STATUS, IERROR)
  <type> BUF(*)
  INTEGER FH, STATUS(MPI_STATUS_SIZE), IERROR
```

```
{void MPI::File::Read_at_all_end(void* buf, MPI::Status& status) (binding
  deprecated, see Section 15.2) }
```

```

1  {void MPI::File::Read_at_all_end(void* buf) (binding deprecated, see Section 15.2)
2      }
3
4
5  MPI_FILE_WRITE_AT_ALL_BEGIN(fh, offset, buf, count, datatype)
6
7      INOUT    fh                file handle (handle)
8
9      IN      offset            file offset (integer)
10
11     IN      buf                initial address of buffer (choice)
12
13     IN      count              number of elements in buffer (integer)
14
15     IN      datatype           datatype of each buffer element (handle)
16
17 int MPI_File_write_at_all_begin(MPI_File fh, MPI_Offset offset, void *buf,
18     int count, MPI_Datatype datatype)
19
20 MPI_FILE_WRITE_AT_ALL_BEGIN(FH, OFFSET, BUF, COUNT, DATATYPE, IERROR)
21     <type> BUF(*)
22     INTEGER FH, COUNT, DATATYPE, IERROR
23     INTEGER(KIND=MPI_OFFSET_KIND) OFFSET
24
25 {void MPI::File::Write_at_all_begin(MPI::Offset offset, const void* buf,
26     int count, const MPI::Datatype& datatype) (binding deprecated, see
27     Section 15.2) }
28
29
30 MPI_FILE_WRITE_AT_ALL_END(fh, buf, status)
31
32     INOUT    fh                file handle (handle)
33
34     IN      buf                initial address of buffer (choice)
35
36     OUT     status              status object (Status)
37
38 int MPI_File_write_at_all_end(MPI_File fh, void *buf, MPI_Status *status)
39
40 MPI_FILE_WRITE_AT_ALL_END(FH, BUF, STATUS, IERROR)
41     <type> BUF(*)
42     INTEGER FH, STATUS(MPI_STATUS_SIZE), IERROR
43
44 {void MPI::File::Write_at_all_end(const void* buf,
45     MPI::Status& status) (binding deprecated, see Section 15.2) }
46
47 {void MPI::File::Write_at_all_end(const void* buf) (binding deprecated, see
48     Section 15.2) }

```



```

MPI_FILE_READ_ALL_BEGIN(fh, buf, count, datatype) 1
    INOUT fh file handle (handle) 2
    OUT buf initial address of buffer (choice) 3
    IN count number of elements in buffer (integer) 4
    IN datatype datatype of each buffer element (handle) 5
    6
int MPI_File_read_all_begin(MPI_File fh, void *buf, int count, 7
    MPI_Datatype datatype) 8
MPI_FILE_READ_ALL_BEGIN(FH, BUF, COUNT, DATATYPE, IERROR) 9
    <type> BUF(*) 10
    INTEGER FH, COUNT, DATATYPE, IERROR 11
{void MPI::File::Read_all_begin(void* buf, int count, 12
    const MPI::Datatype& datatype) (binding deprecated, see Section 15.2) 13
    } 14
    15
    16
    17
    18
    19
MPI_FILE_READ_ALL_END(fh, buf, status) 20
    INOUT fh file handle (handle) 21
    OUT buf initial address of buffer (choice) 22
    OUT status status object (Status) 23
    24
int MPI_File_read_all_end(MPI_File fh, void *buf, MPI_Status *status) 25
MPI_FILE_READ_ALL_END(FH, BUF, STATUS, IERROR) 26
    <type> BUF(*) 27
    INTEGER FH, STATUS(MPI_STATUS_SIZE), IERROR 28
{void MPI::File::Read_all_end(void* buf, MPI::Status& status) (binding 29
    deprecated, see Section 15.2) } 30
    31
    32
    33
    34
    35
    36
MPI_FILE_WRITE_ALL_BEGIN(fh, buf, count, datatype) 37
    INOUT fh file handle (handle) 38
    IN buf initial address of buffer (choice) 39
    IN count number of elements in buffer (integer) 40
    IN datatype datatype of each buffer element (handle) 41
    42
int MPI_File_write_all_begin(MPI_File fh, void *buf, int count, 43
    MPI_Datatype datatype) 44
MPI_FILE_WRITE_ALL_BEGIN(FH, BUF, COUNT, DATATYPE, IERROR) 45
    <type> BUF(*) 46
    47
    48

```

```

1     INTEGER FH, COUNT, DATATYPE, IERROR
2
3     {void MPI::File::Write_all_begin(const void* buf, int count,
4         const MPI::Datatype& datatype) (binding deprecated, see Section 15.2)
5         }
6
7
8     MPI_FILE_WRITE_ALL_END(fh, buf, status)
9
10    INOUT   fh                file handle (handle)
11
12    IN      buf                initial address of buffer (choice)
13
14    OUT     status             status object (Status)
15
16
17    int MPI_File_write_all_end(MPI_File fh, void *buf, MPI_Status *status)
18
19    MPI_FILE_WRITE_ALL_END(FH, BUF, STATUS, IERROR)
20    <type> BUF(*)
21    INTEGER FH, STATUS(MPI_STATUS_SIZE), IERROR
22
23    {void MPI::File::Write_all_end(const void* buf, MPI::Status& status) (binding
24        deprecated, see Section 15.2) }
25
26    {void MPI::File::Write_all_end(const void* buf) (binding deprecated, see
27        Section 15.2) }
28
29
30    MPI_FILE_READ_ORDERED_BEGIN(fh, buf, count, datatype)
31
32    INOUT   fh                file handle (handle)
33
34    OUT     buf                initial address of buffer (choice)
35
36    IN      count              number of elements in buffer (integer)
37
38    IN      datatype           datatype of each buffer element (handle)
39
40
41    int MPI_File_read_ordered_begin(MPI_File fh, void *buf, int count,
42        MPI_Datatype datatype)
43
44    MPI_FILE_READ_ORDERED_BEGIN(FH, BUF, COUNT, DATATYPE, IERROR)
45    <type> BUF(*)
46    INTEGER FH, COUNT, DATATYPE, IERROR
47
48    {void MPI::File::Read_ordered_begin(void* buf, int count,
49        const MPI::Datatype& datatype) (binding deprecated, see Section 15.2)
50        }
51
52
53
54
55
56
57
58
59
60
61
62
63
64
65
66
67
68
69
70
71
72
73
74
75
76
77
78
79
80
81
82
83
84
85
86
87
88
89
90
91
92
93
94
95
96
97
98
99

```

```

MPI_FILE_READ_ORDERED_END(fh, buf, status) 1
    INOUT fh file handle (handle) 2
    OUT buf initial address of buffer (choice) 3
    OUT status status object (Status) 4
    5
    6
int MPI_File_read_ordered_end(MPI_File fh, void *buf, MPI_Status *status) 7
MPI_FILE_READ_ORDERED_END(FH, BUF, STATUS, IERROR) 8
    <type> BUF(*) 9
    INTEGER FH, STATUS(MPI_STATUS_SIZE), IERROR 10
    11
    {void MPI::File::Read_ordered_end(void* buf, MPI::Status& status) (binding 12
        deprecated, see Section 15.2) } 13
    14
    {void MPI::File::Read_ordered_end(void* buf) (binding deprecated, see Section 15.2) 15
        } 16
    17
    18
MPI_FILE_WRITE_ORDERED_BEGIN(fh, buf, count, datatype) 19
    INOUT fh file handle (handle) 20
    IN buf initial address of buffer (choice) 21
    IN count number of elements in buffer (integer) 22
    IN datatype datatype of each buffer element (handle) 23
    24
    25
    26
int MPI_File_write_ordered_begin(MPI_File fh, void *buf, int count,
    MPI_Datatype datatype) 27
MPI_FILE_WRITE_ORDERED_BEGIN(FH, BUF, COUNT, DATATYPE, IERROR) 28
    <type> BUF(*) 29
    INTEGER FH, COUNT, DATATYPE, IERROR 30
    31
    {void MPI::File::Write_ordered_begin(const void* buf, int count, 32
        const MPI::Datatype& datatype) (binding deprecated, see Section 15.2) 33
        } 34
    35
    36
    37
MPI_FILE_WRITE_ORDERED_END(fh, buf, status) 38
    INOUT fh file handle (handle) 39
    IN buf initial address of buffer (choice) 40
    OUT status status object (Status) 41
    42
    43
int MPI_File_write_ordered_end(MPI_File fh, void *buf, MPI_Status *status) 44
MPI_FILE_WRITE_ORDERED_END(FH, BUF, STATUS, IERROR) 45
    <type> BUF(*) 46
    INTEGER FH, STATUS(MPI_STATUS_SIZE), IERROR 47
    48

```

```

1 {void MPI::File::Write_ordered_end(const void* buf,
2     MPI::Status& status) (binding deprecated, see Section 15.2) }
3
4 {void MPI::File::Write_ordered_end(const void* buf) (binding deprecated, see
5     Section 15.2) }
6
7
8

```

## 13.5 File Interoperability

At the most basic level, file interoperability is the ability to read the information previously written to a file—not just the bits of data, but the actual information the bits represent. MPI guarantees full interoperability within a single MPI environment, and supports increased interoperability outside that environment through the external data representation (Section 13.5.2, page 459) as well as the data conversion functions (Section 13.5.3, page 460).

Interoperability within a single MPI environment (which could be considered “operability”) ensures that file data written by one MPI process can be read by any other MPI process, subject to the consistency constraints (see Section 13.6.1, page 465), provided that it would have been possible to start the two processes simultaneously and have them reside in a single MPI\_COMM\_WORLD. Furthermore, both processes must see the same data values at every absolute byte offset in the file for which data was written.

This single environment file interoperability implies that file data is accessible regardless of the number of processes.

There are three aspects to file interoperability:

- transferring the bits,
- converting between different file structures, and
- converting between different machine representations.

The first two aspects of file interoperability are beyond the scope of this standard, as both are highly machine dependent. However, transferring the bits of a file into and out of the MPI environment (e.g., by writing a file to tape) is required to be supported by all MPI implementations. In particular, an implementation must specify how familiar operations similar to POSIX `cp`, `rm`, and `mv` can be performed on the file. Furthermore, it is expected that the facility provided maintains the correspondence between absolute byte offsets (e.g., after possible file structure conversion, the data bits at byte offset 102 in the MPI environment are at byte offset 102 outside the MPI environment). As an example, a simple off-line conversion utility that transfers and converts files between the native file system and the MPI environment would suffice, provided it maintained the offset coherence mentioned above. In a high-quality implementation of MPI, users will be able to manipulate MPI files using the same or similar tools that the native file system offers for manipulating its files.

The remaining aspect of file interoperability, converting between different machine representations, is supported by the typing information specified in the `etype` and `filetype`. This facility allows the information in files to be shared between any two applications, regardless of whether they use MPI, and regardless of the machine architectures on which they run.

MPI supports multiple data representations: “native,” “internal,” and “external32.” An implementation may support additional data representations. MPI also supports user-defined data representations (see Section 13.5.3, page 460). The “native” and “internal”

data representations are implementation dependent, while the “external32” representation is common to all MPI implementations and facilitates file interoperability. The data representation is specified in the *datarep* argument to `MPI_FILE_SET_VIEW`.

*Advice to users.* MPI is not guaranteed to retain knowledge of what data representation was used when a file is written. Therefore, to correctly retrieve file data, an MPI application is responsible for specifying the same data representation as was used to create the file. (*End of advice to users.*)

**“native”** Data in this representation is stored in a file exactly as it is in memory. The advantage of this data representation is that data precision and I/O performance are not lost in type conversions with a purely homogeneous environment. The disadvantage is the loss of transparent interoperability within a heterogeneous MPI environment.

*Advice to users.* This data representation should only be used in a homogeneous MPI environment, or when the MPI application is capable of performing the data type conversions itself. (*End of advice to users.*)

*Advice to implementors.* When implementing read and write operations on top of MPI message-passing, the message data should be typed as `MPI_BYTE` to ensure that the message routines do not perform any type conversions on the data. (*End of advice to implementors.*)

**“internal”** This data representation can be used for I/O operations in a homogeneous or heterogeneous environment; the implementation will perform type conversions if necessary. The implementation is free to store data in any format of its choice, with the restriction that it will maintain constant extents for all predefined datatypes in any one file. The environment in which the resulting file can be reused is implementation-defined and must be documented by the implementation.

*Rationale.* This data representation allows the implementation to perform I/O efficiently in a heterogeneous environment, though with implementation-defined restrictions on how the file can be reused. (*End of rationale.*)

*Advice to implementors.* Since “external32” is a superset of the functionality provided by “internal,” an implementation may choose to implement “internal” as “external32.” (*End of advice to implementors.*)

**“external32”** This data representation states that read and write operations convert all data from and to the “external32” representation defined in Section 13.5.2, page 459. The data conversion rules for communication also apply to these conversions (see Section 3.3.2, page 25-27, of the MPI-1 document). The data on the storage medium is always in this canonical representation, and the data in memory is always in the local process’s native representation.

This data representation has several advantages. First, all processes reading the file in a heterogeneous MPI environment will automatically have the data converted to their respective native representations. Second, the file can be exported from one MPI environment and imported into any other MPI environment with the guarantee that the second environment will be able to read all the data in the file.

1 The disadvantage of this data representation is that data precision and I/O perfor-  
2 mance may be lost in data type conversions.

3  
4 *Advice to implementors.* When implementing read and write operations on top  
5 of MPI message-passing, the message data should be converted to and from the  
6 “external32” representation in the client, and sent as type MPI\_BYTE. This will  
7 avoid possible double data type conversions and the associated further loss of  
8 precision and performance. (*End of advice to implementors.*)  
9

### 10 13.5.1 Datatypes for File Interoperability

11 If the file data representation is other than “native,” care must be taken in constructing  
12 etypes and filetypes. Any of the datatype constructor functions may be used; however,  
13 for those functions that accept displacements in bytes, the displacements must be specified  
14 in terms of their values in the file for the file data representation being used. MPI will  
15 interpret these byte displacements as is; no scaling will be done. The function  
16 MPI\_FILE\_GET\_TYPE\_EXTENT can be used to calculate the extents of datatypes in the  
17 file. For etypes and filetypes that are portable datatypes (see Section 2.4, page 11), MPI will  
18 scale any displacements in the datatypes to match the file data representation. Datatypes  
19 passed as arguments to read/write routines specify the data layout in memory; therefore,  
20 they must always be constructed using displacements corresponding to displacements in  
21 memory.  
22

23  
24 *Advice to users.* One can logically think of the file as if it were stored in the memory  
25 of a file server. The etype and filetype are interpreted as if they were defined at this  
26 file server, by the same sequence of calls used to define them at the calling process.  
27 If the data representation is “native”, then this logical file server runs on the same  
28 architecture as the calling process, so that these types define the same data layout  
29 on the file as they would define in the memory of the calling process. If the etype  
30 and filetype are portable datatypes, then the data layout defined in the file is the  
31 same as would be defined in the calling process memory, up to a scaling factor. The  
32 routine MPI\_FILE\_GET\_FILE\_EXTENT can be used to calculate this scaling factor.  
33 Thus, two equivalent, portable datatypes will define the same data layout in the file,  
34 even in a heterogeneous environment with “internal”, “external32”, or user defined  
35 data representations. Otherwise, the etype and filetype must be constructed so that  
36 their typemap and extent are the same on any architecture. This can be achieved if  
37 they have an explicit upper bound and lower bound (defined either using MPI\_LB and  
38 MPI\_UB markers, or using MPI\_TYPE\_CREATE\_RESIZED). This condition must also  
39 be fulfilled by any datatype that is used in the construction of the etype and filetype,  
40 if this datatype is replicated contiguously, either explicitly, by a call to  
41 MPI\_TYPE\_CONTIGUOUS, or implicitly, by a blocklength argument that is greater  
42 than one. If an etype or filetype is not portable, and has a typemap or extent that is  
43 architecture dependent, then the data layout specified by it on a file is implementation  
44 dependent.

45 File data representations other than “native” may be different from corresponding  
46 data representations in memory. Therefore, for these file data representations, it is  
47 important not to use hardwired byte offsets for file positioning, including the initial  
48 displacement that specifies the view. When a portable datatype (see Section 2.4,

page 11) is used in a data access operation, any holes in the datatype are scaled to match the data representation. However, note that this technique only works when all the processes that created the file view build their etypes from the same predefined datatypes. For example, if one process uses an etype built from MPI\_INT and another uses an etype built from MPI\_FLOAT, the resulting views may be nonportable because the relative sizes of these types may differ from one data representation to another. (*End of advice to users.*)

MPI\_FILE\_GET\_TYPE\_EXTENT(fh, datatype, extent)

IN	fh	file handle (handle)
IN	datatype	datatype (handle)
OUT	extent	datatype extent (integer)

```
int MPI_File_get_type_extent(MPI_File fh, MPI_Datatype datatype,
                             MPI_Aint *extent)
```

```
MPI_FILE_GET_TYPE_EXTENT(FH, DATATYPE, EXTENT, IERROR)
    INTEGER FH, DATATYPE, IERROR
    INTEGER(KIND=MPI_ADDRESS_KIND) EXTENT
```

```
{MPI::Aint MPI::File::Get_type_extent(const MPI::Datatype& datatype)
    const(binding deprecated, see Section 15.2) }
```

Returns the extent of datatype in the file fh. This extent will be the same for all processes accessing the file fh. If the current view uses a user-defined data representation (see Section 13.5.3, page 460), MPI uses the dtype\_file\_extent\_fn callback to calculate the extent.

*Advice to implementors.* In the case of user-defined data representations, the extent of a derived datatype can be calculated by first determining the extents of the predefined datatypes in this derived datatype using dtype\_file\_extent\_fn (see Section 13.5.3, page 460). (*End of advice to implementors.*)

### 13.5.2 External Data Representation: “external32”

All MPI implementations are required to support the data representation defined in this section. Support of optional datatypes (e.g., MPI\_INTEGER2) is not required.

All floating point values are in big-endian IEEE format [31] of the appropriate size. Floating point values are represented by one of three IEEE formats. These are the IEEE “Single,” “Double,” and “Double Extended” formats, requiring 4, 8 and 16 bytes of storage, respectively. For the IEEE “Double Extended” formats, MPI specifies a Format Width of 16 bytes, with 15 exponent bits, bias = +16383, 112 fraction bits, and an encoding analogous to the “Double” format. All integral values are in two’s complement big-endian format. Big-endian means most significant byte at lowest address byte. For C `_Bool`, Fortran LOGICAL and C++ `bool`, 0 implies false and nonzero implies true. C `float` `_Complex`, `double` `_Complex` and long `double` `_Complex` as well as Fortran COMPLEX and DOUBLE COMPLEX are represented by a pair of floating point format values for the real and imaginary components.

1 Characters are in ISO 8859-1 format [32]. Wide characters (of type MPI\_WCHAR) are in  
2 Unicode format [52].

3 All signed numerals (e.g., MPI\_INT, MPI\_REAL) have the sign bit at the most significant  
4 bit. MPI\_COMPLEX and MPI\_DOUBLE\_COMPLEX have the sign bit of the real and imaginary  
5 parts at the most significant bit of each part.

6 According to IEEE specifications [31], the “NaN” (not a number) is system dependent.  
7 It should not be interpreted within MPI as anything other than “NaN.”

8  
9 *Advice to implementors.* The MPI treatment of “NaN” is similar to the approach used  
10 in XDR (see ftp://ds.internic.net/rfc/rfc1832.txt). (*End of advice to implementors.*)

11  
12 All data is byte aligned, regardless of type. All data items are stored contiguously in  
13 the file (if the file view is contiguous).

14  
15 *Advice to implementors.* All bytes of LOGICAL and bool must be checked to determine  
16 the value. (*End of advice to implementors.*)

17  
18 *Advice to users.* The type MPI\_PACKED is treated as bytes and is not converted.  
19 The user should be aware that MPI\_PACK has the option of placing a header in the  
20 beginning of the pack buffer. (*End of advice to users.*)

21  
22 The size of the predefined datatypes returned from MPI\_TYPE\_CREATE\_F90\_REAL,  
23 MPI\_TYPE\_CREATE\_F90\_COMPLEX, and MPI\_TYPE\_CREATE\_F90\_INTEGER are defined  
24 in Section 16.2.5, page 521.

25  
26 *Advice to implementors.* When converting a larger size integer to a smaller size  
27 integer, only the less significant bytes are moved. Care must be taken to preserve the  
28 sign bit value. This allows no conversion errors if the data range is within the range  
29 of the smaller size integer. (*End of advice to implementors.*)

30  
31 Table 13.2 specifies the sizes of predefined datatypes in “external32” format.

### 32 13.5.3 User-Defined Data Representations

33  
34 There are two situations that cannot be handled by the required representations:

- 35 1. a user wants to write a file in a representation unknown to the implementation, and
- 36 2. a user wants to read a file written in a representation unknown to the implementation.

37  
38  
39 User-defined data representations allow the user to insert a third party converter into  
40 the I/O stream to do the data representation conversion.



Type	Length	Optional Type	Length	
-----	-----	-----	-----	
MPI_PACKED	1	MPI_INTEGER1	1	1
MPI_BYTE	1	MPI_INTEGER2	2	2
MPI_CHAR	1	MPI_INTEGER4	4	3
MPI_UNSIGNED_CHAR	1	MPI_INTEGER8	8	4
MPI_SIGNED_CHAR	1	MPI_INTEGER16	16	5
MPI_WCHAR	2			6
MPI_SHORT	2	MPI_REAL2	2	7
MPI_UNSIGNED_SHORT	2	MPI_REAL4	4	8
MPI_INT	4	MPI_REAL8	8	9
MPI_UNSIGNED	4	MPI_REAL16	16	10
MPI_LONG	4			11
MPI_UNSIGNED_LONG	4	MPI_COMPLEX4	2*2	12
MPI_LONG_LONG_INT	8	MPI_COMPLEX8	2*4	13
MPI_UNSIGNED_LONG_LONG	8	MPI_COMPLEX16	2*8	14
MPI_FLOAT	4	MPI_COMPLEX32	2*16	15
MPI_DOUBLE	8			16
MPI_LONG_DOUBLE	16			17
				18
MPI_C_BOOL	1			19
MPI_INT8_T	1			20
MPI_INT16_T	2			21
MPI_INT32_T	4			22
MPI_INT64_T	8			23
MPI_UINT8_T	1			24
MPI_UINT16_T	2			25
MPI_UINT32_T	4			26
MPI_UINT64_T	8			27
MPI_AINT	8			28
MPI_OFFSET	8			29
MPI_C_COMPLEX	2*4			30
MPI_C_FLOAT_COMPLEX	2*4			31
MPI_C_DOUBLE_COMPLEX	2*8			32
MPI_C_LONG_DOUBLE_COMPLEX	2*16			33
				34
MPI_CHARACTER	1			35
MPI_LOGICAL	4			36
MPI_INTEGER	4			37
MPI_REAL	4			38
MPI_DOUBLE_PRECISION	8			39
MPI_COMPLEX	2*4			40
MPI_DOUBLE_COMPLEX	2*8			41
				42
				43
				44
				45
				46
				47
				48

Table 13.2: “external32” sizes of predefined datatypes

```

1 MPI_REGISTER_DATAREP(datarep, read_conversion_fn, write_conversion_fn,
2     dtype_file_extent_fn, extra_state)
3
4     IN     datarep           data representation identifier (string)
5     IN     read_conversion_fn  function invoked to convert from file representation to
6         native representation (function)
7     IN     write_conversion_fn  function invoked to convert from native representation
8         to file representation (function)
9     IN     dtype_file_extent_fn  function invoked to get the extent of a datatype as
10        represented in the file (function)
11
12     IN     extra_state        extra state
13
14 int MPI_Register_datarep(char *datarep,
15     MPI_Datarep_conversion_function *read_conversion_fn,
16     MPI_Datarep_conversion_function *write_conversion_fn,
17     MPI_Datarep_extent_function *dtype_file_extent_fn,
18     void *extra_state)
19
20 MPI_REGISTER_DATAREP(DATAREP, READ_CONVERSION_FN, WRITE_CONVERSION_FN,
21     DTYPE_FILE_EXTENT_FN, EXTRA_STATE, IERROR)
22     CHARACTER*(*) DATAREP
23     EXTERNAL READ_CONVERSION_FN, WRITE_CONVERSION_FN, DTYPE_FILE_EXTENT_FN
24     INTEGER(KIND=MPI_ADDRESS_KIND) EXTRA_STATE
25     INTEGER IERROR
26 {void MPI::Register_datarep(const char* datarep,
27     MPI::Datarep_conversion_function* read_conversion_fn,
28     MPI::Datarep_conversion_function* write_conversion_fn,
29     MPI::Datarep_extent_function* dtype_file_extent_fn,
30     void* extra_state) (binding deprecated, see Section 15.2) }
31

```

The call associates `read_conversion_fn`, `write_conversion_fn`, and `dtype_file_extent_fn` with the data representation identifier `datarep`. `datarep` can then be used as an argument to `MPI_FILE_SET_VIEW`, causing subsequent data access operations to call the conversion functions to convert all data items accessed between file data representation and native representation. `MPI_REGISTER_DATAREP` is a local operation and only registers the data representation for the calling MPI process. If `datarep` is already defined, an error in the error class `MPI_ERR_DUP_DATAREP` is raised using the default file error handler (see Section 13.7, page 475). The length of a data representation string is limited to the value of `MPI_MAX_DATAREP_STRING`. `MPI_MAX_DATAREP_STRING` must have a value of at least 64. No routines are provided to delete data representations and free the associated resources; it is not expected that an application will generate them in significant numbers.

#### Extent Callback

```

45 typedef int MPI_Datarep_extent_function(MPI_Datatype datatype,
46     MPI_Aint *file_extent, void *extra_state);
47
48 SUBROUTINE DATAREP_EXTENT_FUNCTION(DATATYPE, EXTENT, EXTRA_STATE, IERROR)

```

```

INTEGER DATATYPE, IERROR
INTEGER(KIND=MPI_ADDRESS_KIND) EXTENT, EXTRA_STATE
{typedef void MPI::Datarep_extent_function(const MPI::Datatype& datatype,
MPI::Aint& file_extent, void* extra_state); (binding deprecated,
see Section 15.2)}

```

The function `dtype_file_extent_fn` must return, in `file_extent`, the number of bytes required to store `datatype` in the file representation. The function is passed, in `extra_state`, the argument that was passed to the `MPI_REGISTER_DATAREP` call. MPI will only call this routine with predefined datatypes employed by the user.

#### Datarep Conversion Functions

```

typedef int MPI_Datarep_conversion_function(void *userbuf,
MPI_Datatype datatype, int count, void *filebuf,
MPI_Offset position, void *extra_state);
SUBROUTINE DATAREP_CONVERSION_FUNCTION(USERBUF, DATATYPE, COUNT, FILEBUF,
POSITION, EXTRA_STATE, IERROR)
<TYPE> USERBUF(*), FILEBUF(*)
INTEGER COUNT, DATATYPE, IERROR
INTEGER(KIND=MPI_OFFSET_KIND) POSITION
INTEGER(KIND=MPI_ADDRESS_KIND) EXTRA_STATE
{typedef void MPI::Datarep_conversion_function(void* userbuf,
MPI::Datatype& datatype, int count, void* filebuf,
MPI::Offset position, void* extra_state); (binding deprecated, see
Section 15.2)}

```

The function `read_conversion_fn` must convert from file data representation to native representation. Before calling this routine, MPI allocates and fills `filebuf` with `count` contiguous data items. The type of each data item matches the corresponding entry for the predefined datatype in the type signature of `datatype`. The function is passed, in `extra_state`, the argument that was passed to the `MPI_REGISTER_DATAREP` call. The function must copy all `count` data items from `filebuf` to `userbuf` in the distribution described by `datatype`, converting each data item from file representation to native representation. `datatype` will be equivalent to the datatype that the user passed to the read function. If the size of `datatype` is less than the size of the `count` data items, the conversion function must treat `datatype` as being contiguously tiled over the `userbuf`. The conversion function must begin storing converted data at the location in `userbuf` specified by `position` into the (tiled) `datatype`.

*Advice to users.* Although the conversion functions have similarities to `MPI_PACK` and `MPI_UNPACK`, one should note the differences in the use of the arguments `count` and `position`. In the conversion functions, `count` is a count of data items (i.e., count of typemap entries of `datatype`), and `position` is an index into this typemap. In `MPI_PACK`, `incount` refers to the number of whole datatypes, and `position` is a number of bytes. (*End of advice to users.*)

*Advice to implementors.* A converted read operation could be implemented as follows:

- 1           1. Get file extent of all data items
- 2           2. Allocate a filebuf large enough to hold all count data items
- 3           3. Read data from file into filebuf
- 4           4. Call `read_conversion_fn` to convert data and place it into `userbuf`
- 5           5. Deallocate filebuf

8           *(End of advice to implementors.)*

10          If MPI cannot allocate a buffer large enough to hold all the data to be converted from  
 11 a read operation, it may call the conversion function repeatedly using the same `datatype`  
 12 and `userbuf`, and reading successive chunks of data to be converted in `filebuf`. For the first  
 13 call (and in the case when all the data to be converted fits into `filebuf`), MPI will call the  
 14 function with `position` set to zero. Data converted during this call will be stored in the  
 15 `userbuf` according to the first `count` data items in `datatype`. Then in subsequent calls to the  
 16 conversion function, MPI will increment the value in `position` by the `count` of items converted  
 17 in the previous call, and the `userbuf` pointer will be unchanged.

19          *Rationale.*    Passing the conversion function a position and one `datatype` for the  
 20 transfer allows the conversion function to decode the `datatype` only once and cache an  
 21 internal representation of it on the `datatype`. Then on subsequent calls, the conversion  
 22 function can use the `position` to quickly find its place in the `datatype` and continue  
 23 storing converted data where it left off at the end of the previous call. *(End of*  
 24 *rationale.)*

26          *Advice to users.*   Although the conversion function may usefully cache an internal  
 27 representation on the `datatype`, it should not cache any state information specific to  
 28 an ongoing conversion operation, since it is possible for the same `datatype` to be used  
 29 concurrently in multiple conversion operations. *(End of advice to users.)*

31          The function `write_conversion_fn` must convert from native representation to file data  
 32 representation. Before calling this routine, MPI allocates `filebuf` of a size large enough to  
 33 hold `count` contiguous data items. The type of each data item matches the corresponding  
 34 entry for the predefined `datatype` in the type signature of `datatype`. The function must copy  
 35 `count` data items from `userbuf` in the distribution described by `datatype`, to a contiguous  
 36 distribution in `filebuf`, converting each data item from native representation to file repre-  
 37 sentation. If the size of `datatype` is less than the size of `count` data items, the conversion  
 38 function must treat `datatype` as being contiguously tiled over the `userbuf`.

39          The function must begin copying at the location in `userbuf` specified by `position` into  
 40 the (tiled) `datatype`. `datatype` will be equivalent to the `datatype` that the user passed to the  
 41 write function. The function is passed, in `extra_state`, the argument that was passed to the  
 42 `MPI_REGISTER_DATAREP` call.

43          The predefined constant `MPI_CONVERSION_FN_NULL` may be used as either  
 44 `write_conversion_fn` or `read_conversion_fn`. In that case, MPI will not attempt to invoke  
 45 `write_conversion_fn` or `read_conversion_fn`, respectively, but will perform the requested data  
 46 access using the native data representation.

47          An MPI implementation must ensure that all data accessed is converted, either by  
 48 using a `filebuf` large enough to hold all the requested data items or else by making repeated

calls to the conversion function with the same `datatype` argument and appropriate values for `position`.

An implementation will only invoke the callback routines in this section (`read_conversion_fn`, `write_conversion_fn`, and `dtype_file_extent_fn`) when one of the read or write routines in Section 13.4, page 432, or `MPI_FILE_GET_TYPE_EXTENT` is called by the user. `dtype_file_extent_fn` will only be passed predefined datatypes employed by the user. The conversion functions will only be passed datatypes equivalent to those that the user has passed to one of the routines noted above.

The conversion functions must be reentrant. User defined data representations are restricted to use byte alignment for all types. Furthermore, it is erroneous for the conversion functions to call any collective routines or to free `datatype`.

The conversion functions should return an error code. If the returned error code has a value other than `MPI_SUCCESS`, the implementation will raise an error in the class `MPI_ERR_CONVERSION`.

### 13.5.4 Matching Data Representations

It is the user’s responsibility to ensure that the data representation used to read data from a file is *compatible* with the data representation that was used to write that data to the file.

In general, using the same data representation name when writing and reading a file does not guarantee that the representation is compatible. Similarly, using different representation names on two different implementations may yield compatible representations.

Compatibility can be obtained when “external32” representation is used, although precision may be lost and the performance may be less than when “native” representation is used. Compatibility is guaranteed using “external32” provided at least one of the following conditions is met.

- The data access routines directly use types enumerated in Section 13.5.2, page 459, that are supported by all implementations participating in the I/O. The predefined type used to write a data item must also be used to read a data item.
- In the case of Fortran 90 programs, the programs participating in the data accesses obtain compatible datatypes using MPI routines that specify precision and/or range (Section 16.2.5, page 517).
- For any given data item, the programs participating in the data accesses use compatible predefined types to write and read the data item.

User-defined data representations may be used to provide an implementation compatibility with another implementation’s “native” or “internal” representation.

*Advice to users.* Section 16.2.5, page 517, defines routines that support the use of matching datatypes in heterogeneous environments and contains examples illustrating their use. (*End of advice to users.*)

## 13.6 Consistency and Semantics

### 13.6.1 File Consistency

Consistency semantics define the outcome of multiple accesses to a single file. All file accesses in MPI are relative to a specific file handle created from a collective open. MPI

provides three levels of consistency: sequential consistency among all accesses using a single file handle, sequential consistency among all accesses using file handles created from a single collective open with atomic mode enabled, and user-imposed consistency among accesses other than the above. Sequential consistency means the behavior of a set of operations will be as if the operations were performed in some serial order consistent with program order; each access appears atomic, although the exact ordering of accesses is unspecified. User-imposed consistency may be obtained using program order and calls to `MPI_FILE_SYNC`.

Let  $FH_1$  be the set of file handles created from one particular collective open of the file  $FOO$ , and  $FH_2$  be the set of file handles created from a different collective open of  $FOO$ . Note that nothing restrictive is said about  $FH_1$  and  $FH_2$ : the sizes of  $FH_1$  and  $FH_2$  may be different, the groups of processes used for each open may or may not intersect, the file handles in  $FH_1$  may be destroyed before those in  $FH_2$  are created, etc. Consider the following three cases: a single file handle (e.g.,  $fh_1 \in FH_1$ ), two file handles created from a single collective open (e.g.,  $fh_{1a} \in FH_1$  and  $fh_{1b} \in FH_1$ ), and two file handles from different collective opens (e.g.,  $fh_1 \in FH_1$  and  $fh_2 \in FH_2$ ).

For the purpose of consistency semantics, a matched pair (Section 13.4.5, page 449) of split collective data access operations (e.g., `MPI_FILE_READ_ALL_BEGIN` and `MPI_FILE_READ_ALL_END`) compose a single data access operation. Similarly, a non-blocking data access routine (e.g., `MPI_FILE_IREAD`) and the routine which completes the request (e.g., `MPI_WAIT`) also compose a single data access operation. For all cases below, these data access operations are subject to the same constraints as blocking data access operations.

*Advice to users.* For an `MPI_FILE_IREAD` and `MPI_WAIT` pair, the operation begins when `MPI_FILE_IREAD` is called and ends when `MPI_WAIT` returns. (*End of advice to users.*)

Assume that  $A_1$  and  $A_2$  are two data access operations. Let  $D_1$  ( $D_2$ ) be the set of absolute byte displacements of every byte accessed in  $A_1$  ( $A_2$ ). The two data accesses *overlap* if  $D_1 \cap D_2 \neq \emptyset$ . The two data accesses *conflict* if they overlap and at least one is a write access.

Let  $SEQ_{fh}$  be a sequence of file operations on a single file handle, bracketed by `MPI_FILE_SYNC`s on that file handle. (Both opening and closing a file implicitly perform an `MPI_FILE_SYNC`.)  $SEQ_{fh}$  is a “write sequence” if any of the data access operations in the sequence are writes or if any of the file manipulation operations in the sequence change the state of the file (e.g., `MPI_FILE_SET_SIZE` or `MPI_FILE_PREALLOCATE`). Given two sequences,  $SEQ_1$  and  $SEQ_2$ , we say they are not *concurrent* if one sequence is guaranteed to completely precede the other (temporally).

The requirements for guaranteeing sequential consistency among all accesses to a particular file are divided into the three cases given below. If any of these requirements are not met, then the value of all data in that file is implementation dependent.

**Case 1:**  $fh_1 \in FH_1$  All operations on  $fh_1$  are sequentially consistent if atomic mode is set. If nonatomic mode is set, then all operations on  $fh_1$  are sequentially consistent if they are either nonconcurrent, nonconflicting, or both.

**Case 2:**  $fh_{1a} \in FH_1$  and  $fh_{1b} \in FH_1$  Assume  $A_1$  is a data access operation using  $fh_{1a}$ , and  $A_2$  is a data access operation using  $fh_{1b}$ . If for any access  $A_1$ , there is no access  $A_2$  that conflicts with  $A_1$ , then MPI guarantees sequential consistency.

However, unlike POSIX semantics, the default MPI semantics for conflicting accesses do not guarantee sequential consistency. If  $A_1$  and  $A_2$  conflict, sequential consistency can be guaranteed by either enabling atomic mode via the `MPI_FILE_SET_ATOMICITY` routine, or meeting the condition described in Case 3 below.

**Case 3:**  $fh_1 \in FH_1$  and  $fh_2 \in FH_2$  Consider access to a single file using file handles from distinct collective opens. In order to guarantee sequential consistency, `MPI_FILE_SYNC` must be used (both opening and closing a file implicitly perform an `MPI_FILE_SYNC`).

Sequential consistency is guaranteed among accesses to a single file if for any write sequence  $SEQ_1$  to the file, there is no sequence  $SEQ_2$  to the file which is *concurrent* with  $SEQ_1$ . To guarantee sequential consistency when there are write sequences, `MPI_FILE_SYNC` must be used together with a mechanism that guarantees nonconcurrency of the sequences.

See the examples in Section 13.6.10, page 471, for further clarification of some of these consistency semantics.

`MPI_FILE_SET_ATOMICITY(fh, flag)`

INOUT	fh	file handle (handle)
IN	flag	true to set atomic mode, false to set nonatomic mode (logical)

`int MPI_File_set_atomicity(MPI_File fh, int flag)`

`MPI_FILE_SET_ATOMICITY(FH, FLAG, IERROR)`

INTEGER FH, IERROR

LOGICAL FLAG

`{void MPI::File::Set_atomicity(bool flag) (binding deprecated, see Section 15.2) }`

Let  $FH$  be the set of file handles created by one collective open. The consistency semantics for data access operations using  $FH$  is set by collectively calling `MPI_FILE_SET_ATOMICITY` on  $FH$ . `MPI_FILE_SET_ATOMICITY` is collective; all processes in the group must pass identical values for `fh` and `flag`. If `flag` is true, atomic mode is set; if `flag` is false, nonatomic mode is set.

Changing the consistency semantics for an open file only affects new data accesses. All completed data accesses are guaranteed to abide by the consistency semantics in effect during their execution. Nonblocking data accesses and split collective operations that have not completed (e.g., via `MPI_WAIT`) are only guaranteed to abide by nonatomic mode consistency semantics.

*Advice to implementors.* Since the semantics guaranteed by atomic mode are stronger than those guaranteed by nonatomic mode, an implementation is free to adhere to the more stringent atomic mode semantics for outstanding requests. (*End of advice to implementors.*)

```

1 MPI_FILE_GET_ATOMICITY(fh, flag)
2     IN      fh          file handle (handle)
3
4     OUT     flag        true if atomic mode, false if nonatomic mode (logical)

```

```

5
6 int MPI_File_get_atomicity(MPI_File fh, int *flag)

```

```

7 MPI_FILE_GET_ATOMICITY(FH, FLAG, IERROR)
8     INTEGER FH, IERROR
9     LOGICAL FLAG

```

```

10
11 {bool MPI::File::Get_atomicity() const(binding deprecated, see Section 15.2) }

```

12 MPI\_FILE\_GET\_ATOMICITY returns the current consistency semantics for data access
13 operations on the set of file handles created by one collective open. If `flag` is true, atomic
14 mode is enabled; if `flag` is false, nonatomic mode is enabled.

```

15
16
17 MPI_FILE_SYNC(fh)

```

```

18     INOUT   fh          file handle (handle)

```

```

19
20
21 int MPI_File_sync(MPI_File fh)

```

```

22 MPI_FILE_SYNC(FH, IERROR)
23     INTEGER FH, IERROR

```

```

24
25 {void MPI::File::Sync() (binding deprecated, see Section 15.2) }

```

26 Calling MPI\_FILE\_SYNC with `fh` causes all previous writes to `fh` by the calling process
27 to be transferred to the storage device. If other processes have made updates to the storage
28 device, then all such updates become visible to subsequent reads of `fh` by the calling process.
29 MPI\_FILE\_SYNC may be necessary to ensure sequential consistency in certain cases (see
30 above).

31 MPI\_FILE\_SYNC is a collective operation.

32 The user is responsible for ensuring that all nonblocking requests and split collective
33 operations on `fh` have been completed before calling MPI\_FILE\_SYNC—otherwise, the call
34 to MPI\_FILE\_SYNC is erroneous.

### 35 36 37 13.6.2 Random Access vs. Sequential Files

38 MPI distinguishes ordinary random access files from sequential stream files, such as pipes
39 and tape files. Sequential stream files must be opened with the MPI\_MODE\_SEQUENTIAL
40 flag set in the `amode`. For these files, the only permitted data access operations are shared
41 file pointer reads and writes. Filetypes and etypes with holes are erroneous. In addition, the
42 notion of file pointer is not meaningful; therefore, calls to MPI\_FILE\_SEEK\_SHARED and
43 MPI\_FILE\_GET\_POSITION\_SHARED are erroneous, and the pointer update rules specified
44 for the data access routines do not apply. The amount of data accessed by a data access
45 operation will be the amount requested unless the end of file is reached or an error is raised.

46
47 *Rationale.* This implies that reading on a pipe will always wait until the requested
48 amount of data is available or until the process writing to the pipe has issued an end



of file. (*End of rationale.*)

Finally, for some sequential files, such as those corresponding to magnetic tapes or streaming network connections, writes to the file may be destructive. In other words, a write may act as a truncate (a `MPI_FILE_SET_SIZE` with `size` set to the current position) followed by the write.

### 13.6.3 Progress

The progress rules of MPI are both a promise to users and a set of constraints on implementors. In cases where the progress rules restrict possible implementation choices more than the interface specification alone, the progress rules take precedence.

All blocking routines must complete in finite time unless an exceptional condition (such as resource exhaustion) causes an error.

Nonblocking data access routines inherit the following progress rule from nonblocking point to point communication: a nonblocking write is equivalent to a nonblocking send for which a receive is eventually posted, and a nonblocking read is equivalent to a nonblocking receive for which a send is eventually posted.

Finally, an implementation is free to delay progress of collective routines until all processes in the group associated with the collective call have invoked the routine. Once all processes in the group have invoked the routine, the progress rule of the equivalent noncollective routine must be followed.

### 13.6.4 Collective File Operations

Collective file operations are subject to the same restrictions as collective communication operations. For a complete discussion, please refer to the semantics set forth in Section 5.13 on page 202.

Collective file operations are collective over a dup of the communicator used to open the file—this duplicate communicator is implicitly specified via the file handle argument. Different processes can pass different values for other arguments of a collective routine unless specified otherwise.

### 13.6.5 Type Matching

The type matching rules for I/O mimic the type matching rules for communication with one exception: if `etype` is `MPI_BYTE`, then this matches any `datatype` in a data access operation. In general, the `etype` of data items written must match the `etype` used to read the items, and for each data access operation, the current `etype` must also match the type declaration of the data access buffer.

*Advice to users.* In most cases, use of `MPI_BYTE` as a wild card will defeat the file interoperability features of MPI. File interoperability can only perform automatic conversion between heterogeneous data representations when the exact datatypes accessed are explicitly specified. (*End of advice to users.*)

### 13.6.6 Miscellaneous Clarifications

Once an I/O routine completes, it is safe to free any opaque objects passed as arguments to that routine. For example, the `comm` and `info` used in an `MPI_FILE_OPEN`, or the `etype`

1 and `filetype` used in an `MPI_FILE_SET_VIEW`, can be freed without affecting access to the  
2 file. Note that for nonblocking routines and split collective operations, the operation must  
3 be completed before it is safe to reuse data buffers passed as arguments.

4 As in communication, datatypes must be committed before they can be used in file  
5 manipulation or data access operations. For example, the `etype` and `filetype` must be com-  
6 mitted before calling `MPI_FILE_SET_VIEW`, and the `datatype` must be committed before  
7 calling `MPI_FILE_READ` or `MPI_FILE_WRITE`.  
8

### 9 13.6.7 MPI\_Offset Type

10  
11 `MPI_Offset` is an integer type of size sufficient to represent the size (in bytes) of the largest  
12 file supported by MPI. Displacements and offsets are always specified as values of type  
13 `MPI_Offset`.

14 In Fortran, the corresponding integer is an integer of kind `MPI_OFFSET_KIND`, defined  
15 in `mpif.h` and the `mpi` module.

16 In Fortran 77 environments that do not support `KIND` parameters, `MPI_Offset` argu-  
17 ments should be declared as an `INTEGER` of suitable size. The language interoperability  
18 implications for `MPI_Offset` are similar to those for addresses (see Section 16.3, page 525).  
19

### 20 13.6.8 Logical vs. Physical File Layout

21 MPI specifies how the data should be laid out in a virtual file structure (the view), not  
22 how that file structure is to be stored on one or more disks. Specification of the physical  
23 file structure was avoided because it is expected that the mapping of files to disks will be  
24 system specific, and any specific control over file layout would therefore restrict program  
25 portability. However, there are still cases where some information may be necessary to  
26 optimize file layout. This information can be provided as *hints* specified via *info* when a file  
27 is created (see Section 13.2.8, page 426).  
28

### 29 13.6.9 File Size

30  
31 The size of a file may be increased by writing to the file after the current end of file. The size  
32 may also be changed by calling MPI *size changing* routines, such as `MPI_FILE_SET_SIZE`. A  
33 call to a size changing routine does not necessarily change the file size. For example, calling  
34 `MPI_FILE_PREALLOCATE` with a size less than the current size does not change the size.

35 Consider a set of bytes that has been written to a file since the most recent call to a  
36 size changing routine, or since `MPI_FILE_OPEN` if no such routine has been called. Let the  
37 *high byte* be the byte in that set with the largest displacement. The file size is the larger of  
38

- 39 • One plus the displacement of the high byte.
- 40 • The size immediately after the size changing routine, or `MPI_FILE_OPEN`, returned.

41  
42 When applying consistency semantics, calls to `MPI_FILE_SET_SIZE` and  
43 `MPI_FILE_PREALLOCATE` are considered writes to the file (which conflict with operations  
44 that access bytes at displacements between the old and new file sizes), and  
45 `MPI_FILE_GET_SIZE` is considered a read of the file (which overlaps with all accesses to the  
46 file).  
47  
48

*Advice to users.* Any sequence of operations containing the collective routines `MPI_FILE_SET_SIZE` and `MPI_FILE_PREALLOCATE` is a write sequence. As such, sequential consistency in nonatomic mode is not guaranteed unless the conditions in Section 13.6.1, page 465, are satisfied. (*End of advice to users.*)

File pointer update semantics (i.e., file pointers are updated by the amount accessed) are only guaranteed if file size changes are sequentially consistent.

*Advice to users.* Consider the following example. Given two operations made by separate processes to a file containing 100 bytes: an `MPI_FILE_READ` of 10 bytes and an `MPI_FILE_SET_SIZE` to 0 bytes. If the user does not enforce sequential consistency between these two operations, the file pointer may be updated by the amount requested (10 bytes) even if the amount accessed is zero bytes. (*End of advice to users.*)

### 13.6.10 Examples

The examples in this section illustrate the application of the MPI consistency and semantics guarantees. These address

- conflicting accesses on file handles obtained from a single collective open, and
- all accesses on file handles obtained from two separate collective opens.

The simplest way to achieve consistency for conflicting accesses is to obtain sequential consistency by setting atomic mode. For the code below, process 1 will read either 0 or 10 integers. If the latter, every element of `b` will be 5. If nonatomic mode is set, the results of the read are undefined.

```

/* Process 0 */
int i, a[10] ;
int TRUE = 1;

for ( i=0;i<10;i++)
    a[i] = 5 ;

MPI_File_open( MPI_COMM_WORLD, "workfile",
               MPI_MODE_RDWR | MPI_MODE_CREATE, MPI_INFO_NULL, &fh0 ) ;
MPI_File_set_view( fh0, 0, MPI_INT, MPI_INT, "native", MPI_INFO_NULL ) ;
MPI_File_set_atomicity( fh0, TRUE ) ;
MPI_File_write_at(fh0, 0, a, 10, MPI_INT, &status) ;
/* MPI_Barrier( MPI_COMM_WORLD ) ; */

/* Process 1 */
int b[10] ;
int TRUE = 1;
MPI_File_open( MPI_COMM_WORLD, "workfile",
               MPI_MODE_RDWR | MPI_MODE_CREATE, MPI_INFO_NULL, &fh1 ) ;
MPI_File_set_view( fh1, 0, MPI_INT, MPI_INT, "native", MPI_INFO_NULL ) ;
MPI_File_set_atomicity( fh1, TRUE ) ;
/* MPI_Barrier( MPI_COMM_WORLD ) ; */
MPI_File_read_at(fh1, 0, b, 10, MPI_INT, &status) ;

```

1 A user may guarantee that the write on process 0 precedes the read on process 1 by imposing  
2 temporal order with, for example, calls to MPI\_BARRIER.

3  
4 *Advice to users.* Routines other than MPI\_BARRIER may be used to impose temporal  
5 order. In the example above, process 0 could use MPI\_SEND to send a 0 byte message,  
6 received by process 1 using MPI\_RECV. (*End of advice to users.*)

7  
8 Alternatively, a user can impose consistency with nonatomic mode set:

```
9 /* Process 0 */
10 int i, a[10] ;
11 for ( i=0;i<10;i++)
12     a[i] = 5 ;
13
14 MPI_File_open( MPI_COMM_WORLD, "workfile",
15               MPI_MODE_RDWR | MPI_MODE_CREATE, MPI_INFO_NULL, &fh0 ) ;
16 MPI_File_set_view( fh0, 0, MPI_INT, MPI_INT, "native", MPI_INFO_NULL ) ;
17 MPI_File_write_at(fh0, 0, a, 10, MPI_INT, &status ) ;
18 MPI_File_sync( fh0 ) ;
19 MPI_Barrier( MPI_COMM_WORLD ) ;
20 MPI_File_sync( fh0 ) ;
21
22 /* Process 1 */
23 int b[10] ;
24 MPI_File_open( MPI_COMM_WORLD, "workfile",
25               MPI_MODE_RDWR | MPI_MODE_CREATE, MPI_INFO_NULL, &fh1 ) ;
26 MPI_File_set_view( fh1, 0, MPI_INT, MPI_INT, "native", MPI_INFO_NULL ) ;
27 MPI_File_sync( fh1 ) ;
28 MPI_Barrier( MPI_COMM_WORLD ) ;
29 MPI_File_sync( fh1 ) ;
30 MPI_File_read_at(fh1, 0, b, 10, MPI_INT, &status ) ;
31
```

32 The “sync-barrier-sync” construct is required because:

- 33 • The barrier ensures that the write on process 0 occurs before the read on process 1.
- 34 • The first sync guarantees that the data written by all processes is transferred to the  
35 storage device.
- 36 • The second sync guarantees that all data which has been transferred to the storage  
37 device is visible to all processes. (This does not affect process 0 in this example.)

38  
39 The following program represents an erroneous attempt to achieve consistency by elimin-  
40 ating the apparently superfluous second “sync” call for each process.

```
41 /* ----- THIS EXAMPLE IS ERRONEOUS ----- */
42
43 /* Process 0 */
44 int i, a[10] ;
45 for ( i=0;i<10;i++)
46     a[i] = 5 ;
47
48
```

```

MPI_File_open( MPI_COMM_WORLD, "workfile",
               MPI_MODE_RDWR | MPI_MODE_CREATE, MPI_INFO_NULL, &fh0 ) ;
MPI_File_set_view( fh0, 0, MPI_INT, MPI_INT, "native", MPI_INFO_NULL ) ;
MPI_File_write_at(fh0, 0, a, 10, MPI_INT, &status ) ;
MPI_File_sync( fh0 ) ;
MPI_Barrier( MPI_COMM_WORLD ) ;

/* Process 1 */
int b[10] ;
MPI_File_open( MPI_COMM_WORLD, "workfile",
               MPI_MODE_RDWR | MPI_MODE_CREATE, MPI_INFO_NULL, &fh1 ) ;
MPI_File_set_view( fh1, 0, MPI_INT, MPI_INT, "native", MPI_INFO_NULL ) ;
MPI_Barrier( MPI_COMM_WORLD ) ;
MPI_File_sync( fh1 ) ;
MPI_File_read_at(fh1, 0, b, 10, MPI_INT, &status ) ;

/* ----- THIS EXAMPLE IS ERRONEOUS ----- */

```

The above program also violates the MPI rule against out-of-order collective operations and will deadlock for implementations in which MPI\_FILE\_SYNC blocks.

*Advice to users.* Some implementations may choose to implement MPI\_FILE\_SYNC as a temporally synchronizing function. When using such an implementation, the “sync-barrier-sync” construct above can be replaced by a single “sync.” The results of using such code with an implementation for which MPI\_FILE\_SYNC is not temporally synchronizing is undefined. (*End of advice to users.*)

### Asynchronous I/O

The behavior of asynchronous I/O operations is determined by applying the rules specified above for synchronous I/O operations.

The following examples all access a preexisting file “myfile.” Word 10 in myfile initially contains the integer 2. Each example writes and reads word 10.

First consider the following code fragment:

```

int a = 4, b, TRUE=1;
MPI_File_open( MPI_COMM_WORLD, "myfile",
               MPI_MODE_RDWR, MPI_INFO_NULL, &fh ) ;
MPI_File_set_view( fh, 0, MPI_INT, MPI_INT, "native", MPI_INFO_NULL ) ;
/* MPI_File_set_atomicity( fh, TRUE ) ; Use this to set atomic mode. */
MPI_File_iwrite_at(fh, 10, &a, 1, MPI_INT, &reqs[0]) ;
MPI_File_iread_at(fh, 10, &b, 1, MPI_INT, &reqs[1]) ;
MPI_Waitall(2, reqs, statuses) ;

```

For asynchronous data access operations, MPI specifies that the access occurs at any time between the call to the asynchronous data access routine and the return from the corresponding request complete routine. Thus, executing either the read before the write, or the write before the read is consistent with program order. If atomic mode is set, then MPI guarantees sequential consistency, and the program will read either 2 or 4 into b. If atomic

1 mode is not set, then sequential consistency is not guaranteed and the program may read  
 2 something other than 2 or 4 due to the conflicting data access.

3 Similarly, the following code fragment does not order file accesses:

```
4
5 int a = 4, b;
6 MPI_File_open( MPI_COMM_WORLD, "myfile",
7               MPI_MODE_RDWR, MPI_INFO_NULL, &fh ) ;
8 MPI_File_set_view( fh, 0, MPI_INT, MPI_INT, "native", MPI_INFO_NULL ) ;
9 /* MPI_File_set_atomicity( fh, TRUE ) ; Use this to set atomic mode. */
10 MPI_File_iread_at(fh, 10, &a, 1, MPI_INT, &reqs[0]) ;
11 MPI_File_iread_at(fh, 10, &b, 1, MPI_INT, &reqs[1]) ;
12 MPI_Wait(&reqs[0], &status) ;
13 MPI_Wait(&reqs[1], &status) ;
```

14 If atomic mode is set, either 2 or 4 will be read into b. Again, MPI does not guarantee  
 15 sequential consistency in nonatomic mode.

16 On the other hand, the following code fragment:

```
17
18 int a = 4, b;
19 MPI_File_open( MPI_COMM_WORLD, "myfile",
20               MPI_MODE_RDWR, MPI_INFO_NULL, &fh ) ;
21 MPI_File_set_view( fh, 0, MPI_INT, MPI_INT, "native", MPI_INFO_NULL ) ;
22 MPI_File_iread_at(fh, 10, &a, 1, MPI_INT, &reqs[0]) ;
23 MPI_Wait(&reqs[0], &status) ;
24 MPI_File_iread_at(fh, 10, &b, 1, MPI_INT, &reqs[1]) ;
25 MPI_Wait(&reqs[1], &status) ;
```

26 defines the same ordering as:

```
27
28 int a = 4, b;
29 MPI_File_open( MPI_COMM_WORLD, "myfile",
30               MPI_MODE_RDWR, MPI_INFO_NULL, &fh ) ;
31 MPI_File_set_view( fh, 0, MPI_INT, MPI_INT, "native", MPI_INFO_NULL ) ;
32 MPI_File_write_at(fh, 10, &a, 1, MPI_INT, &status) ;
33 MPI_File_read_at(fh, 10, &b, 1, MPI_INT, &status) ;
```

34 Since

- 35 • nonconcurrent operations on a single file handle are sequentially consistent, and
- 36 • the program fragments specify an order for the operations,

37 MPI guarantees that both program fragments will read the value 4 into b. There is no need  
 38 to set atomic mode for this example.

39 Similar considerations apply to conflicting accesses of the form:

```
40
41 MPI_File_write_all_begin(fh,...) ;
42 MPI_File_iread(fh,...) ;
43 MPI_Wait(fh,...) ;
44 MPI_File_write_all_end(fh,...) ;
```

45 Recall that constraints governing consistency and semantics are not relevant to the  
 46 following:

```

MPI_File_write_all_begin(fh,...) ;
MPI_File_read_all_begin(fh,...) ;
MPI_File_read_all_end(fh,...) ;
MPI_File_write_all_end(fh,...) ;

```

since split collective operations on the same file handle may not overlap (see Section 13.4.5, page 449).

## 13.7 I/O Error Handling

By default, communication errors are fatal—`MPI_ERRORS_ARE_FATAL` is the default error handler associated with `MPI_COMM_WORLD`. I/O errors are usually less catastrophic (e.g., “file not found”) than communication errors, and common practice is to catch these errors and continue executing. For this reason, MPI provides additional error facilities for I/O.

*Advice to users.* MPI does not specify the state of a computation after an erroneous MPI call has occurred. A high-quality implementation will support the I/O error handling facilities, allowing users to write programs using common practice for I/O. (*End of advice to users.*)

Like communicators, each file handle has an error handler associated with it. The MPI I/O error handling routines are defined in Section 8.3, page 302.

When MPI calls a user-defined error handler resulting from an error on a particular file handle, the first two arguments passed to the file error handler are the file handle and the error code. For I/O errors that are not associated with a valid file handle (e.g., in `MPI_FILE_OPEN` or `MPI_FILE_DELETE`), the first argument passed to the error handler is `MPI_FILE_NULL`,

I/O error handling differs from communication error handling in another important aspect. By default, the predefined error handler for file handles is `MPI_ERRORS_RETURN`. The default file error handler has two purposes: when a new file handle is created (by `MPI_FILE_OPEN`), the error handler for the new file handle is initially set to the default error handler, and I/O routines that have no valid file handle on which to raise an error (e.g., `MPI_FILE_OPEN` or `MPI_FILE_DELETE`) use the default file error handler. The default file error handler can be changed by specifying `MPI_FILE_NULL` as the `fh` argument to `MPI_FILE_SET_ERRHANDLER`. The current value of the default file error handler can be determined by passing `MPI_FILE_NULL` as the `fh` argument to `MPI_FILE_GET_ERRHANDLER`.

*Rationale.* For communication, the default error handler is inherited from `MPI_COMM_WORLD`. In I/O, there is no analogous “root” file handle from which default properties can be inherited. Rather than invent a new global file handle, the default file error handler is manipulated as if it were attached to `MPI_FILE_NULL`. (*End of rationale.*)

## 13.8 I/O Error Classes

The implementation dependent error codes returned by the I/O routines can be converted into the error classes defined in Table 13.3.

In addition, calls to routines in this chapter may raise errors in other MPI classes, such as `MPI_ERR_TYPE`.

<code>MPI_ERR_FILE</code>	Invalid file handle
<code>MPI_ERR_NOT_SAME</code>	Collective argument not identical on all processes, or collective routines called in a different order by different processes
<code>MPI_ERR_AMODE</code>	Error related to the <code>amode</code> passed to <code>MPI_FILE_OPEN</code>
<code>MPI_ERR_UNSUPPORTED_DATAREP</code>	Unsupported <code>datarep</code> passed to <code>MPI_FILE_SET_VIEW</code>
<code>MPI_ERR_UNSUPPORTED_OPERATION</code>	Unsupported operation, such as seeking on a file which supports sequential access only
<code>MPI_ERR_NO_SUCH_FILE</code>	File does not exist
<code>MPI_ERR_FILE_EXISTS</code>	File exists
<code>MPI_ERR_BAD_FILE</code>	Invalid file name (e.g., path name too long)
<code>MPI_ERR_ACCESS</code>	Permission denied
<code>MPI_ERR_NO_SPACE</code>	Not enough space
<code>MPI_ERR_QUOTA</code>	Quota exceeded
<code>MPI_ERR_READ_ONLY</code>	Read-only file or file system
<code>MPI_ERR_FILE_IN_USE</code>	File operation could not be completed, as the file is currently open by some process
<code>MPI_ERR_DUP_DATAREP</code>	Conversion functions could not be registered because a data representation identifier that was already defined was passed to <code>MPI_REGISTER_DATAREP</code>
<code>MPI_ERR_CONVERSION</code>	An error occurred in a user supplied data conversion function.
<code>MPI_ERR_IO</code>	Other I/O error

Table 13.3: I/O Error Classes

## 13.9 Examples

### 13.9.1 Double Buffering with Split Collective I/O

This example shows how to overlap computation and output. The computation is performed by the function `compute_buffer()`.

```

/*=====
*
* Function:          double_buffer
*
* Synopsis:
*   void double_buffer(
*       MPI_File fh,                ** IN
*       MPI_Datatype buftype,      ** IN
*       int bufcount                ** IN

```



```

*      )
*
* Description:
*      Performs the steps to overlap computation with a collective write
*      by using a double-buffering technique.
*
* Parameters:
*      fh                previously opened MPI file handle
*      buftype           MPI datatype for memory layout
*                       (Assumes a compatible view has been set on fh)
*      bufcount          # buftype elements to transfer
*-----*/
1
2
3
4
5
6
7
8
9
10
11
12
13
/* this macro switches which buffer "x" is pointing to */
14
#define TOGGLE_PTR(x) (((x)==(buffer1)) ? (x=buffer2) : (x=buffer1))
15
16
void double_buffer( MPI_File fh, MPI_Datatype buftype, int bufcount)
17
{
18
19
    MPI_Status status;          /* status for MPI calls */
20
    float *buffer1, *buffer2;   /* buffers to hold results */
21
    float *compute_buf_ptr;     /* destination buffer */
22
                                /* for computing */
23
    float *write_buf_ptr;       /* source for writing */
24
    int done;                   /* determines when to quit */
25
26
    /* buffer initialization */
27
    buffer1 = (float *)
28
                malloc(bufcount*sizeof(float)) ;
29
    buffer2 = (float *)
30
                malloc(bufcount*sizeof(float)) ;
31
    compute_buf_ptr = buffer1 ; /* initially point to buffer1 */
32
    write_buf_ptr   = buffer1 ; /* initially point to buffer1 */
33
34
35
    /* DOUBLE-BUFFER prolog:
36
     * compute buffer1; then initiate writing buffer1 to disk
37
     */
38
    compute_buffer(compute_buf_ptr, bufcount, &done);
39
    MPI_File_write_all_begin(fh, write_buf_ptr, bufcount, buftype);
40
41
    /* DOUBLE-BUFFER steady state:
42
     * Overlap writing old results from buffer pointed to by write_buf_ptr
43
     * with computing new results into buffer pointed to by compute_buf_ptr.
44
     *
45
     * There is always one write-buffer and one compute-buffer in use
46
     * during steady state.
47
     */
48

```

```

1  while (!done) {
2      TOGGLE_PTR(compute_buf_ptr);
3      compute_buffer(compute_buf_ptr, bufcount, &done);
4      MPI_File_write_all_end(fh, write_buf_ptr, &status);
5      TOGGLE_PTR(write_buf_ptr);
6      MPI_File_write_all_begin(fh, write_buf_ptr, bufcount, buftype);
7  }
8
9  /* DOUBLE-BUFFER epilog:
10     *   wait for final write to complete.
11     */
12  MPI_File_write_all_end(fh, write_buf_ptr, &status);
13
14
15  /* buffer cleanup */
16  free(buffer1);
17  free(buffer2);
18  }
19

```

### 13.9.2 Subarray Filetype Constructor

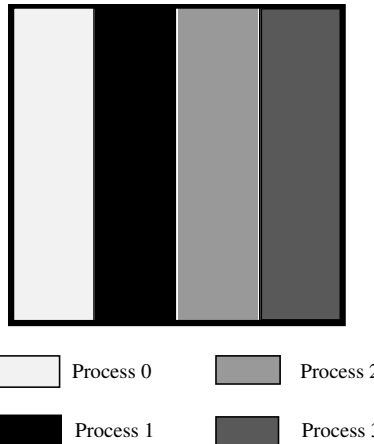


Figure 13.4: Example array file layout

Assume we are writing out a 100x100 2D array of double precision floating point numbers that is distributed among 4 processes such that each process has a block of 25 columns (e.g., process 0 has columns 0-24, process 1 has columns 25-49, etc.; see Figure 13.4). To create the filetypes for each process one could use the following C program (see Section 4.1.3 on page 89):

```

43  double subarray[100][25];
44  MPI_Datatype filetype;
45  int sizes[2], subsizes[2], starts[2];
46  int rank;
47
48

```

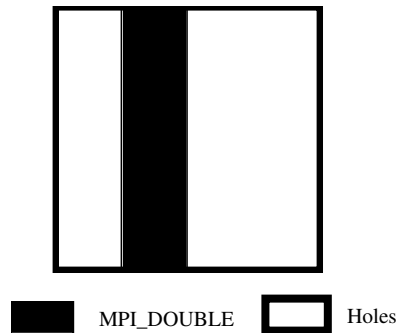


Figure 13.5: Example local array filetype for process 1

```

MPI_Comm_rank(MPI_COMM_WORLD, &rank);
sizes[0]=100; sizes[1]=100;
subsizes[0]=100; subsizes[1]=25;
starts[0]=0; starts[1]=rank*subsizes[1];

MPI_Type_create_subarray(2, sizes, subsizes, starts, MPI_ORDER_C,
                        MPI_DOUBLE, &filetype);

```

Or, equivalently in Fortran:

```

double precision subarray(100,25)
integer filetype, rank, ierror
integer sizes(2), subsizes(2), starts(2)

call MPI_COMM_RANK(MPI_COMM_WORLD, rank, ierror)
sizes(1)=100
sizes(2)=100
subsizes(1)=100
subsizes(2)=25
starts(1)=0
starts(2)=rank*subsizes(2)

call MPI_TYPE_CREATE_SUBARRAY(2, sizes, subsizes, starts, &
                             MPI_ORDER_FORTRAN, MPI_DOUBLE_PRECISION, &
                             filetype, ierror)

```

The generated filetype will then describe the portion of the file contained within the process's subarray with holes for the space taken by the other processes. Figure 13.5 shows the filetype created for process 1.

1  
2  
3  
4  
5  
6  
7  
8  
9  
10  
11  
12  
13  
14  
15  
16  
17  
18  
19  
20  
21  
22  
23  
24  
25  
26  
27  
28  
29  
30  
31  
32  
33  
34  
35  
36  
37  
38  
39  
40  
41  
42  
43  
44  
45  
46  
47  
48

# Chapter 14

## Profiling Interface

### 14.1 Requirements

To meet [the]the requirements for the MPI profiling interface, an implementation of the MPI functions *must*

1. provide a mechanism through which all of the MPI defined [functions]functions, except those allowed as macros (See Section 2.6.5[)], *may be accessed with a name shift*. This requires, in C and Fortran, an alternate entry point name, with the prefix `PMPI_` for each MPI function. The profiling interface in C++ is described in Section 16.1.10. For routines implemented as macros, it is still required that the `PMPI_` version be supplied and work as expected, but it is not possible to replace at link time the `MPI_` version with a user-defined version.
2. ensure that those MPI functions that are not replaced may still be linked into an executable image without causing name clashes.
3. document the implementation of different language bindings of the MPI interface if they are layered on top of each other, so that the profiler developer knows whether she must implement the profile interface for each binding, or can [economise]economize by implementing it only for the lowest level routines.
4. where the implementation of different language bindings is done through a layered approach ([e.g.]e.g., the Fortran binding is a set of “wrapper” functions that call the C implementation), ensure that these wrapper functions are separable from the rest of the library.

This separability is necessary to allow a separate profiling library to be correctly implemented, since (at least with Unix linker semantics) the profiling library must contain these wrapper functions if it is to perform as expected. This requirement allows the person who builds the profiling library to extract these functions from the original MPI library and add them into the profiling library without bringing along any other unnecessary code.

5. provide a no-op routine `MPI_PCONTROL` in the MPI library.

## 14.2 Discussion

The objective of the MPI profiling interface is to ensure that it is relatively easy for authors of profiling (and other similar) tools to interface their codes to MPI implementations on different machines.

Since MPI is a machine independent standard with many different implementations, it is unreasonable to expect that the authors of profiling tools for MPI will have access to the source code that implements MPI on any particular machine. It is therefore necessary to provide a mechanism by which the implementors of such tools can collect whatever performance information they wish *without* access to the underlying implementation.

We believe that having such an interface is important if MPI is to be attractive to end users, since the availability of many different tools will be a significant factor in attracting users to the MPI standard.

The profiling interface is just that, an interface. It says *nothing* about the way in which it is used. There is therefore no attempt to lay down what information is collected through the interface, or how the collected information is saved, filtered, or displayed.

While the initial impetus for the development of this interface arose from the desire to permit the implementation of profiling tools, it is clear that an interface like that specified may also prove useful for other purposes, such as “internetworking” multiple MPI implementations. Since all that is defined is an interface, there is no objection to its being used wherever it is useful.

As the issues being addressed here are intimately tied up with the way in which executable images are built, which may differ greatly on different machines, the examples given below should be treated solely as one way of implementing the objective of the MPI profiling interface. The actual requirements made of an implementation are those detailed in the Requirements section above, the whole of the rest of this chapter is only present as justification and discussion of the logic for those requirements.

The examples below show one way in which an implementation could be constructed to meet the requirements on a Unix system (there are doubtless others that would be equally valid).

## 14.3 Logic of the Design

Provided that an MPI implementation meets the requirements above, it is possible for the implementor of the profiling system to intercept all of the MPI calls that are made by the user program. She can then collect whatever information she requires before calling the underlying MPI implementation (through its name shifted entry points) to achieve the desired effects.

### 14.3.1 Miscellaneous Control of Profiling

There is a clear requirement for the user code to be able to control the profiler dynamically at run time. This is normally used for (at least) the purposes of

- Enabling and disabling profiling depending on the state of the calculation.
- Flushing trace buffers at non-critical points in the `[calculation]calculation`.
- Adding user events to a trace file.

These requirements are met by use of the MPI\_PCONTROL.

```
MPI_PCONTROL(level, ...)
```

```
IN          level                      Profiling level
```

```
int MPI_Pcontrol(const int level, ...)
```

```
MPI_PCONTROL(LEVEL)
    INTEGER LEVEL
```

```
{void MPI::Pcontrol(const int level, ...) (binding deprecated, see Section 15.2) }
```

MPI libraries themselves make no use of this routine, and simply return immediately to the user code. However the presence of calls to this routine allows a profiling package to be explicitly called by the user.

Since MPI has no control of the implementation of the profiling code, we are unable to specify precisely the semantics that will be provided by calls to MPI\_PCONTROL. This vagueness extends to the number of arguments to the function, and their datatypes.

However to provide some level of portability of user codes to different profiling libraries, we request the following meanings for certain values of level.

- level==0 Profiling is disabled.
- level==1 Profiling is enabled at a normal default level of detail.
- level==2 Profile buffers are *[flushed. (This may be a no-op in some profilers).]flushed, which may be a no-op in some profilers.*
- All other values of level have profile library defined effects and additional arguments.

We also request that the default state after MPI\_INIT has been called is for profiling to be enabled at the normal default level. (i.e. as if MPI\_PCONTROL had just been called with the argument 1). This allows users to link with a profiling library and obtain profile output without having to modify their source code at all.

The provision of MPI\_PCONTROL as a no-op in the standard MPI library *[allows them to modify their source code to obtain]supports the collection of* more detailed profiling information*[, but still be able to link exactly the]with source [same code]code that can still link* against the standard MPI library.

## 14.4 Examples

### 14.4.1 Profiler Implementation

*[Suppose that the profiler wishes to]A profiler can* accumulate the total amount of data sent by the *[MPI\_SEND]MPI\_SEND* function, along with the total elapsed time spent in the *[function. This could trivially be achieved thus]function, as follows:*

```
static int totalBytes = 0;
static double totalTime = 0.0;
```

```

1 int MPI_Send(void* buffer, int count, MPI_Datatype datatype,
2             int dest, int tag, MPI_Comm comm)
3 {
4     double tstart = MPI_Wtime();      /* Pass on all the arguments */
5     int extent;
6     int result    = PMPI_Send(buffer, count, datatype, dest, tag, comm);
7
8     MPI_Type_size(datatype, &extent); /* Compute size */
9     totalBytes += count*extent;
10
11    totalTime += MPI_Wtime() - tstart; /* and time      */
12
13    return result;
14 }
15

```

#### 14.4.2 MPI Library Implementation

ticket0.17 [On a Unix system, in which the MPI library is implemented in C, then]If the MPI library  
ticket0.18 is implemented in C on a Unix system, then there [there are various possible options, of  
ticket0.19 which two of the most obvious]are various options, including the two presented here, for  
ticket0.20 supporting [are presented here. Which is better depends on whether the linker and]  
ticket0.21 the name-shift requirement. The choice between these two options [compiler support weak  
ticket0.22 symbols.]depends partly on whether the linker and compiler support weak symbols.

#### Systems with Weak Symbols

ticket0.26 If the compiler and linker support weak external symbols ([e.g.]e.g., Solaris 2.x, other system  
ticket0.27 V.4 machines), then only a single library is required through the use of `#pragma weak` thus

```

29 #pragma weak MPI_Example = PMPI_Example
30
31 int PMPI_Example(/* appropriate args */)
32 {
33     /* Useful content */
34 }
35

```

36 The effect of this `#pragma` is to define the external symbol `MPI_Example` as a weak  
37 definition. This means that the linker will not complain if there is another definition of the  
38 symbol (for instance in the profiling library), however if no other definition exists, then the  
39 linker will use the weak definition.

#### Systems Without Weak Symbols

43 In the absence of weak symbols then one possible solution would be to use the C macro  
44 pre-processor thus

```

45 #ifndef PROFILELIB
46 #   ifdef __STDC__
47 #       define FUNCTION(name) P##name
48

```



```

#   else
#       define FUNCTION(name) P/**/name
#   endif
#else
#   define FUNCTION(name) name
#endif

```

Each of the user visible functions in the library would then be declared thus

```

int FUNCTION(MPI_Example)(/* appropriate args */)
{
    /* Useful content */
}

```

The same source file can then be compiled to produce both versions of the library, depending on the state of the `PROFILELIB` macro symbol.

It is required that the standard MPI library be built in such a way that the inclusion of MPI functions can be achieved one at a time. This is a somewhat unpleasant requirement, since it may mean that each external function has to be compiled from a separate file. However this is necessary so that the author of the profiling library need only define those MPI functions that she wishes to intercept, references to any others being fulfilled by the normal MPI library. Therefore the link step can look something like this

```
% cc ... -lmyprof -lpmpi -lmpi
```

Here `libmyprof.a` contains the profiler functions that intercept some of the MPI functions. `libpmpi.a` contains the “name shifted” MPI functions, and `libmpi.a` contains the normal definitions of the MPI functions.

### 14.4.3 Complications

#### Multiple Counting

Since parts of the MPI library may themselves be implemented using more basic MPI functions ([e.g.]e.g., a portable implementation of the collective operations implemented using point to point communications), there is potential for profiling functions to be called from within an MPI function that was called from a profiling function. This could lead to “double counting” of the time spent in the inner routine. Since this effect could actually be useful under some circumstances ([e.g.]e.g., it might allow one to answer the question “How much time is spent in the point to point routines when they’re called from collective functions?”), we have decided not to enforce any restrictions on the author of the MPI library that would overcome this. Therefore the author of the profiling library should be aware of this problem, and guard against it herself. In a single threaded world this is easily achieved through use of a static variable in the profiling code that remembers if you are already inside a profiling routine. It becomes more complex in a multi-threaded environment (as does the meaning of the times recorded[!]).

## 1 Linker Oddities

2 The Unix linker traditionally operates in one `[pass :]pass`: the effect of this is that functions  
 3 from libraries are only included in the image if they are needed at the time the library is  
 4 scanned. When combined with weak symbols, or multiple definitions of the same function,  
 5 this can cause odd (and unexpected) effects.

ticket0.

6 Consider, for instance, an implementation of MPI in which the Fortran binding is  
 7 achieved by using wrapper functions on top of the C implementation. The author of the  
 8 profile library then assumes that it is reasonable only to provide profile functions for the C  
 9 binding, since Fortran will eventually call these, and the cost of the wrappers is assumed  
 10 to be small. However, if the wrapper functions are not in the profiling library, then none  
 11 of the profiled entry points will be undefined when the profiling library is called. Therefore  
 12 none of the profiling code will be included in the image. When the standard MPI library  
 13 is scanned, the Fortran wrappers will be resolved, and will also pull in the base versions of  
 14 the MPI functions. The overall effect is that the code will link successfully, but will not be  
 15 profiled.

16 To overcome this we must ensure that the Fortran wrapper functions are included in  
 17 the profiling version of the library. We ensure that this is possible by requiring that these  
 18 be separable from the rest of the base MPI library. This allows them to be aared out of the  
 19 base library and into the profiling one.  
 20

## 21 14.5 Multiple Levels of Interception

22 The scheme given here does not directly support the nesting of profiling functions, since it  
 23 provides only a single alternative name for each MPI function. Consideration was given to  
 24 an implementation that would allow multiple levels of call interception, however we were  
 25 unable to construct an implementation of this that did not have the following disadvantages  
 26

ticket0.

- 27 • assuming a particular implementation language[.],
- 28
- 29 • imposing a run time cost even when no profiling was taking place.
- 30

31 Since one of the objectives of MPI is to permit efficient, low latency implementations, and  
 32 it is not the business of a standard to require a particular implementation language, we  
 33 decided to accept the scheme outlined above.  
 34

35 [Note, however, that it is possible to use the scheme above to implement a multi-level  
 36 system, since the function called by the user may call many different profiling functions  
 37 before calling the underlying MPI function.]

38 [Unfortunately such an implementation may require more cooperation between the  
 39 different profiling libraries than is required for the single level implementation detailed  
 40 above.]Note, however, that it is possible to use the scheme above to implement a multi-level  
 41 system, since the function called by the user may call many different profiling functions  
 42 before calling the underlying MPI function. This capability has been demonstrated in the  
 43 P<sup>N</sup>MPI tool infrastructure [43].  
 44  
 45  
 46  
 47  
 48

1  
2  
3  
4  
5  
6  
7  
8  
9  
10  
11  
12  
13  
14  
15  
16  
17  
18  
19  
20  
21  
22  
23  
24  
25  
26  
27  
28  
29  
30  
31  
32  
33  
34  
35  
36  
37  
38  
39  
40  
41  
42  
43  
44  
45  
46  
47  
48

## Chapter 15

# Deprecated Functions

### 15.1 Deprecated since MPI-2.0

The following function is deprecated and is superseded by `MPI_TYPE_CREATE_HVECTOR` in MPI-2.0. The language independent definition and the C binding of the deprecated function is the same as of the new function, except of the function name. Only the Fortran language binding is different.

`MPI_TYPE_HVECTOR( count, blocklength, stride, oldtype, newtype)`

IN	count	number of blocks (non-negative integer)
IN	blocklength	number of elements in each block (non-negative integer)
IN	stride	number of bytes between start of each block (integer)
IN	oldtype	old datatype (handle)
OUT	newtype	new datatype (handle)

```
int MPI_Type_hvector(int count, int blocklength, MPI_Aint stride,  
                    MPI_Datatype oldtype, MPI_Datatype *newtype)
```

```
MPI_TYPE_HVECTOR(COUNT, BLOCKLENGTH, STRIDE, OLDTYPE, NEWTYPE, IERROR)  
INTEGER COUNT, BLOCKLENGTH, STRIDE, OLDTYPE, NEWTYPE, IERROR
```

The following function is deprecated and is superseded by `MPI_TYPE_CREATE_HINDEXED` in MPI-2.0. The language independent definition and the C binding of the deprecated function is the same as of the new function, except of the function name. Only the Fortran language binding is different.

```

1 MPI_TYPE_HINDEXED( count, array_of_blocklengths, array_of_displacements, oldtype, new-
2     type)
3     IN     count           number of blocks – also number of entries in
4                       array_of_displacements and array_of_blocklengths (non-
5                       negative integer)
6
7     IN     array_of_blocklengths  number of elements in each block (array of non-negative
8                       integers)
9
10    IN     array_of_displacements  byte displacement of each block (array of integer)
11
12    IN     oldtype                old datatype (handle)
13
14    OUT    newtype                 new datatype (handle)

```

```

14 int MPI_Type_hindexed(int count, int *array_of_blocklengths,
15     MPI_Aint *array_of_displacements, MPI_Datatype oldtype,
16     MPI_Datatype *newtype)
17
18 MPI_TYPE_HINDEXED(COUNT, ARRAY_OF_BLOCKLENGTHS, ARRAY_OF_DISPLACEMENTS,
19     OLDTYPE, NEWTYPE, IERROR)
20
21 INTEGER COUNT, ARRAY_OF_BLOCKLENGTHS(*), ARRAY_OF_DISPLACEMENTS(*),
22     OLDTYPE, NEWTYPE, IERROR

```

The following function is deprecated and is superseded by MPI\_TYPE\_CREATE\_STRUCT in MPI-2.0. The language independent definition and the C binding of the deprecated function is the same as of the new function, except of the function name. Only the Fortran language binding is different.

```

27 MPI_TYPE_STRUCT(count, array_of_blocklengths, array_of_displacements, array_of_types,
28     newtype)
29
30    IN     count           number of blocks (integer) (non-negative integer) –
31                       also number of entries in arrays array_of_types,
32                       array_of_displacements and array_of_blocklengths
33
34    IN     array_of_blocklength  number of elements in each block (array of non-negative
35                       integer)
36
37    IN     array_of_displacements  byte displacement of each block (array of integer)
38
39    IN     array_of_types         type of elements in each block (array of handles to
40                       datatype objects)
41
42    OUT    newtype                 new datatype (handle)

```

```

41 int MPI_Type_struct(int count, int *array_of_blocklengths,
42     MPI_Aint *array_of_displacements,
43     MPI_Datatype *array_of_types, MPI_Datatype *newtype)
44
45 MPI_TYPE_STRUCT(COUNT, ARRAY_OF_BLOCKLENGTHS, ARRAY_OF_DISPLACEMENTS,
46     ARRAY_OF_TYPES, NEWTYPE, IERROR)
47
48 INTEGER COUNT, ARRAY_OF_BLOCKLENGTHS(*), ARRAY_OF_DISPLACEMENTS(*),
49     ARRAY_OF_TYPES(*), NEWTYPE, IERROR

```

The following function is deprecated and is superseded by `MPI_GET_ADDRESS` in MPI-2.0. The language independent definition and the C binding of the deprecated function is the same as of the new function, except of the function name. Only the Fortran language binding is different.

`MPI_ADDRESS(location, address)`

IN	location	location in caller memory (choice)
OUT	address	address of location (integer)

`int MPI_Address(void* location, MPI_Aint *address)`

`MPI_ADDRESS(LOCATION, ADDRESS, IERROR)`

<type> LOCATION(\*)  
 INTEGER ADDRESS, IERROR

The following functions are deprecated and are superseded by `MPI_TYPE_GET_EXTENT` in MPI-2.0.

`MPI_TYPE_EXTENT(datatype, extent)`

IN	datatype	datatype (handle)
OUT	extent	datatype extent (integer)

`int MPI_Type_extent(MPI_Datatype datatype, MPI_Aint *extent)`

`MPI_TYPE_EXTENT(DATATYPE, EXTENT, IERROR)`

INTEGER DATATYPE, EXTENT, IERROR

Returns the extent of a datatype, where extent is as defined on page 98.

The two functions below can be used for finding the lower bound and the upper bound of a datatype.

`MPI_TYPE_LB( datatype, displacement)`

IN	datatype	datatype (handle)
OUT	displacement	displacement of lower bound from origin, in bytes (integer)

`int MPI_Type_lb(MPI_Datatype datatype, MPI_Aint* displacement)`

`MPI_TYPE_LB( DATATYPE, DISPLACEMENT, IERROR)`

INTEGER DATATYPE, DISPLACEMENT, IERROR

```

1 MPI_TYPE_UB( datatype, displacement)
2     IN      datatype          datatype (handle)
3
4     OUT     displacement      displacement of upper bound from origin, in bytes (in-
5                                     teger)
6

```

```

7 int MPI_Type_ub(MPI_Datatype datatype, MPI_Aint* displacement)
8

```

```

9 MPI_TYPE_UB( DATATYPE, DISPLACEMENT, IERROR)
10     INTEGER DATATYPE, DISPLACEMENT, IERROR
11

```

The following function is deprecated and is superseded by MPI\_COMM\_CREATE\_KEYVAL in MPI-2.0. The language independent definition of the deprecated function is the same as that of the new function, except for the function name and a different behavior in the C/Fortran language interoperability, see Section 16.3.7 on page 533. The language bindings are modified.

```

17 MPI_KEYVAL_CREATE(copy_fn, delete_fn, keyval, extra_state)
18
19     IN      copy_fn           Copy callback function for keyval
20
21     IN      delete_fn        Delete callback function for keyval
22
23     OUT     keyval           key value for future access (integer)
24
25     IN      extra_state      Extra state for callback functions
26

```

```

27 int MPI_Keyval_create(MPI_Copy_function *copy_fn, MPI_Delete_function
28     *delete_fn, int *keyval, void* extra_state)
29

```

```

30 MPI_KEYVAL_CREATE(COPY_FN, DELETE_FN, KEYVAL, EXTRA_STATE, IERROR)
31     EXTERNAL COPY_FN, DELETE_FN
32     INTEGER KEYVAL, EXTRA_STATE, IERROR
33

```

The copy\_fn function is invoked when a communicator is duplicated by MPI\_COMM\_DUP. copy\_fn should be of type MPI\_Copy\_function, which is defined as follows:

```

34
35 typedef int MPI_Copy_function(MPI_Comm oldcomm, int keyval,
36                               void *extra_state, void *attribute_val_in,
37                               void *attribute_val_out, int *flag)
38

```

A Fortran declaration for such a function is as follows:

```

39 SUBROUTINE COPY_FUNCTION(OLDCOMM, KEYVAL, EXTRA_STATE, ATTRIBUTE_VAL_IN,
40     ATTRIBUTE_VAL_OUT, FLAG, IERR)
41     INTEGER OLDCOMM, KEYVAL, EXTRA_STATE, ATTRIBUTE_VAL_IN,
42     ATTRIBUTE_VAL_OUT, IERR
43     LOGICAL FLAG
44

```

copy\_fn may be specified as MPI\_NULL\_COPY\_FN or MPI\_DUP\_FN from either C or FORTRAN; MPI\_NULL\_COPY\_FN is a function that does nothing other than returning flag = 0 and MPI\_SUCCESS. MPI\_DUP\_FN is a simple-minded copy function that sets flag =

1, returns the value of `attribute_val_in` in `attribute_val_out`, and returns `MPI_SUCCESS`. Note that `MPI_NULL_COPY_FN` and `MPI_DUP_FN` are also deprecated.

Analogous to `copy_fn` is a callback deletion function, defined as follows. The `delete_fn` function is invoked when a communicator is deleted by `MPI_COMM_FREE` or when a call is made explicitly to `MPI_ATTR_DELETE`. `delete_fn` should be of type `MPI_Delete_function`, which is defined as follows:

```
typedef int MPI_Delete_function(MPI_Comm comm, int keyval,
void *attribute_val, void *extra_state);
```

A Fortran declaration for such a function is as follows:

```
SUBROUTINE DELETE_FUNCTION(COMM, KEYVAL, ATTRIBUTE_VAL, EXTRA_STATE, IERR)
  INTEGER COMM, KEYVAL, ATTRIBUTE_VAL, EXTRA_STATE, IERR
```

`delete_fn` may be specified as `MPI_NULL_DELETE_FN` from either C or FORTRAN; `MPI_NULL_DELETE_FN` is a function that does nothing, other than returning `MPI_SUCCESS`. Note that `MPI_NULL_DELETE_FN` is also deprecated.

The following function is deprecated and is superseded by `MPI_COMM_FREE_KEYVAL` in MPI-2.0. The language independent definition of the deprecated function is the same as of the new function, except of the function name. The language bindings are modified.

`MPI_KEYVAL_FREE(keyval)`

INOUT	keyval	Frees the integer key value (integer)
-------	--------	---------------------------------------

```
int MPI_Keyval_free(int *keyval)
```

```
MPI_KEYVAL_FREE(KEYVAL, IERROR)
```

```
  INTEGER KEYVAL, IERROR
```

The following function is deprecated and is superseded by `MPI_COMM_SET_ATTR` in MPI-2.0. The language independent definition of the deprecated function is the same as of the new function, except of the function name. The language bindings are modified.

`MPI_ATTR_PUT(comm, keyval, attribute_val)`

INOUT	comm	communicator to which attribute will be attached (handle)
-------	------	---

IN	keyval	key value, as returned by <code>MPI_KEYVAL_CREATE</code> (integer)
----	--------	--

IN	attribute_val	attribute value
----	---------------	-----------------

```
int MPI_Attr_put(MPI_Comm comm, int keyval, void* attribute_val)
```

```
MPI_ATTR_PUT(COMM, KEYVAL, ATTRIBUTE_VAL, IERROR)
```

```
  INTEGER COMM, KEYVAL, ATTRIBUTE_VAL, IERROR
```

The following function is deprecated and is superseded by `MPI_COMM_GET_ATTR` in MPI-2.0. The language independent definition of the deprecated function is the same as of the new function, except of the function name. The language bindings are modified.

```

1 MPI_ATTR_GET(comm, keyval, attribute_val, flag)
2     IN      comm      communicator to which attribute is attached (handle)
3
4     IN      keyval    key value (integer)
5
6     OUT     attribute_val  attribute value, unless flag = false
7
8     OUT     flag      true if an attribute value was extracted; false if no
                        attribute is associated with the key

```

```

9
10 int MPI_Attr_get(MPI_Comm comm, int keyval, void *attribute_val, int *flag)

```

```

11 MPI_ATTR_GET(COMM, KEYVAL, ATTRIBUTE_VAL, FLAG, IERROR)
12     INTEGER COMM, KEYVAL, ATTRIBUTE_VAL, IERROR
13     LOGICAL FLAG

```

The following function is deprecated and is superseded by `MPI_COMM_DELETE_ATTR` in MPI-2.0. The language independent definition of the deprecated function is the same as of the new function, except of the function name. The language bindings are modified.

```

19 MPI_ATTR_DELETE(comm, keyval)
20
21     INOUT   comm      communicator to which attribute is attached (handle)
22
23     IN      keyval    The key value of the deleted attribute (integer)

```

```

24 int MPI_Attr_delete(MPI_Comm comm, int keyval)

```

```

25
26 MPI_ATTR_DELETE(COMM, KEYVAL, IERROR)
27     INTEGER COMM, KEYVAL, IERROR

```

The following function is deprecated and is superseded by `MPI_COMM_CREATE_ERRHANDLER` in MPI-2.0. The language independent definition of the deprecated function is the same as of the new function, except of the function name. The language bindings are modified.

```

34 MPI_ERRHANDLER_CREATE( function, errhandler )
35
36     IN      function   user defined error handling procedure
37
38     OUT     errhandler  MPI error handler (handle)

```

```

39 int MPI_Errhandler_create(MPI_Handler_function *function,
40                          MPI_Errhandler *errhandler)

```

```

41 MPI_ERRHANDLER_CREATE(FUNCTION, ERRHANDLER, IERROR)
42     EXTERNAL FUNCTION
43     INTEGER ERRHANDLER, IERROR

```

Register the user routine function for use as an MPI exception handler. Returns in `errhandler` a handle to the registered exception handler.

In the C language, the user routine should be a C function of type `MPI_Handler_function`, which is defined as:



```
typedef void (MPI_Handler_function)(MPI_Comm *, int *, ...);
```

The first argument is the communicator in use, the second is the error code to be returned.

In the Fortran language, the user routine should be of the form:

```
SUBROUTINE HANDLER_FUNCTION(COMM, ERROR_CODE)
  INTEGER COMM, ERROR_CODE
```

The following function is deprecated and is superseded by `MPI_COMM_SET_ERRHANDLER` in MPI-2.0. The language independent definition of the deprecated function is the same as of the new function, except of the function name. The language bindings are modified.

```
MPI_ERRHANDLER_SET( comm, errhandler )
```

INOUT	comm	communicator to set the error handler for (handle)
IN	errhandler	new MPI error handler for communicator (handle)

```
int MPI_Errhandler_set(MPI_Comm comm, MPI_Errhandler errhandler)
```

```
MPI_ERRHANDLER_SET(COMM, ERRHANDLER, IERROR)
  INTEGER COMM, ERRHANDLER, IERROR
```

Associates the new error handler `errorhandler` with communicator `comm` at the calling process. Note that an error handler is always associated with the communicator.

The following function is deprecated and is superseded by `MPI_COMM_GET_ERRHANDLER` in MPI-2.0. The language independent definition of the deprecated function is the same as of the new function, except of the function name. The language bindings are modified.

```
MPI_ERRHANDLER_GET( comm, errhandler )
```

IN	comm	communicator to get the error handler from (handle)
OUT	errhandler	MPI error handler currently associated with communicator (handle)

```
int MPI_Errhandler_get(MPI_Comm comm, MPI_Errhandler *errhandler)
```

```
MPI_ERRHANDLER_GET(COMM, ERRHANDLER, IERROR)
  INTEGER COMM, ERRHANDLER, IERROR
```

Returns in `errhandler` (a handle to) the error handler that is currently associated with communicator `comm`.

## 15.2 Deprecated since MPI-2.2

The entire set of C++ language bindings have been deprecated.

*Rationale.* The C++ bindings add minimal functionality over the C bindings while incurring a significant amount of maintenance to the MPI specification. Since the C++ bindings are effectively a one-to-one mapping of the C bindings, it should be relatively easy to convert existing C++ MPI applications to use the MPI C bindings. Additionally, there are third party packages available that provide C++ class library functionality (i.e., C++-specific functionality layered on top of the MPI C bindings) that are likely more expressive and/or natural to C++ programmers and are not suitable for standardization in this specification. (*End of rationale.*)

The following function typedefs have been deprecated and are superseded by new names. Other than the typedef names, the function signatures are exactly the same; the names were updated to match conventions of other function typedef names.

Deprecated Name	New Name
MPI_Comm_errhandler_fn	MPI_Comm_errhandler_function
MPI::Comm::Errhandler_fn	MPI::Comm::Errhandler_function
MPI_File_errhandler_fn	MPI_File_errhandler_function
MPI::File::Errhandler_fn	MPI::File::Errhandler_function
MPI_Win_errhandler_fn	MPI_Win_errhandler_function
MPI::Win::Errhandler_fn	MPI::Win::Errhandler_function

1  
2  
3  
4  
5  
6  
7  
8  
9  
10  
11  
12  
13  
14  
15  
16  
17  
18  
19  
20  
21  
22  
23  
24  
25  
26  
27  
28  
29  
30  
31  
32  
33  
34  
35  
36  
37  
38  
39  
40  
41  
42  
43  
44  
45  
46  
47  
48

# Chapter 16

## Language Bindings

### 16.1 C++

#### 16.1.1 Overview

The C++ language bindings have been deprecated.

There are some issues specific to C++ that must be considered in the design of an interface that go beyond the simple description of language bindings. In particular, in C++, we must be concerned with the design of objects and their interfaces, rather than just the design of a language-specific functional interface to MPI. Fortunately, the design of MPI was based on the notion of objects, so a natural set of classes is already part of MPI.

MPI-2 includes C++ bindings as part of its function specifications. In some cases, MPI-2 provides new names for the C bindings of MPI-1 functions. In this case, the C++ binding matches the new C name — there is no binding for the deprecated name.

#### 16.1.2 Design

The C++ language interface for MPI is designed according to the following criteria:

1. The C++ language interface consists of a small set of classes with a lightweight functional interface to MPI. The classes are based upon the fundamental MPI object types (e.g., communicator, group, etc.).
2. The MPI C++ language bindings provide a semantically correct interface to MPI.
3. To the greatest extent possible, the C++ bindings for MPI functions are member functions of MPI classes.

*Rationale.* Providing a lightweight set of MPI objects that correspond to the basic MPI types is the best fit to MPI's implicit object-based design; methods can be supplied for these objects to realize MPI functionality. The existing C bindings can be used in C++ programs, but much of the expressive power of the C++ language is forfeited. On the other hand, while a comprehensive class library would make user programming more elegant, such a library it is not suitable as a language binding for MPI since a binding must provide a direct and unambiguous mapping to the specified functionality of MPI. (*End of rationale.*)

### 16.1.3 C++ Classes for MPI

All MPI classes, constants, and functions are declared within the scope of an MPI `namespace`. Thus, instead of the `MPI_` prefix that is used in C and Fortran, MPI functions essentially have an `MPI::` prefix.

The members of the MPI namespace are those classes corresponding to objects implicitly used by MPI. An abbreviated definition of the MPI namespace and its member classes is as follows:

```

namespace MPI {
  class Comm                {...};
  class Intracomm : public Comm    {...};
  class Graphcomm : public Intracomm  {...};
  class Distgraphcomm : public Intracomm {...};
  class Cartcomm  : public Intracomm  {...};
  class Intercomm : public Comm       {...};
  class Datatype  {...};
  class Errhandler  {...};
  class Exception  {...};
  class File        {...};
  class Group       {...};
  class Info        {...};
  class Op          {...};
  class Request     {...};
  class Prequest   : public Request   {...};
  class Grequest   : public Request   {...};
  class Status     {...};
  class Win        {...};
};

```

Note that there are a small number of derived classes, and that virtual inheritance is *not* used.

### 16.1.4 Class Member Functions for MPI

Besides the member functions which constitute the C++ language bindings for MPI, the C++ language interface has additional functions (as required by the C++ language). In particular, the C++ language interface must provide a constructor and destructor, an assignment operator, and comparison operators.

The complete set of C++ language bindings for MPI is presented in Annex [A.4](#). The bindings take advantage of some important C++ features, such as references and `const`. Declarations (which apply to all MPI member classes) for construction, destruction, copying, assignment, comparison, and mixed-language operability are also provided.

Except where indicated, all non-static member functions (except for constructors and the assignment operator) of MPI member classes are virtual functions.

*Rationale.* Providing virtual member functions is an important part of design for inheritance. Virtual functions can be bound at run-time, which allows users of libraries to re-define the behavior of objects already contained in a library. There is a small

performance penalty that must be paid (the virtual function must be looked up before it can be called). However, users concerned about this performance penalty can force compile-time function binding. (*End of rationale.*)

**Example 16.1** Example showing a derived MPI class.

```
class foo_comm : public MPI::Intracomm {
public:
    void Send(const void* buf, int count, const MPI::Datatype& type,
              int dest, int tag) const
    {
        // Class library functionality
        MPI::Intracomm::Send(buf, count, type, dest, tag);
        // More class library functionality
    }
};
```

*Advice to implementors.* Implementors must be careful to avoid unintended side effects from class libraries that use inheritance, especially in layered implementations. For example, if MPI\_BCAST is implemented by repeated calls to MPI\_SEND or MPI\_RECV, the behavior of MPI\_BCAST cannot be changed by derived communicator classes that might redefine MPI\_SEND or MPI\_RECV. The implementation of MPI\_BCAST must explicitly use the MPI\_SEND (or MPI\_RECV) of the base MPI::Comm class. (*End of advice to implementors.*)

### 16.1.5 Semantics

The semantics of the member functions constituting the C++ language binding for MPI are specified by the MPI function description itself. Here, we specify the semantics for those portions of the C++ language interface that are not part of the language binding. In this subsection, functions are prototyped using the type MPI::<CLASS> rather than listing each function for every MPI class; the word <CLASS> can be replaced with any valid MPI class name (e.g., Group), except as noted.

**Construction / Destruction** The default constructor and destructor are prototyped as follows:

```
{ MPI::<CLASS>() (binding deprecated, see Section 15.2) }
{ ~MPI::<CLASS>() (binding deprecated, see Section 15.2) }
```

In terms of construction and destruction, opaque MPI user level objects behave like handles. Default constructors for all MPI objects except MPI::Status create corresponding MPI::\*\_NULL handles. That is, when an MPI object is instantiated, comparing it with its corresponding MPI::\*\_NULL object will return true. The default constructors do not create new MPI opaque objects. Some classes have a member function Create() for this purpose.

**Example 16.2** In the following code fragment, the test will return true and the message will be sent to cout.

```

1 void foo()
2 {
3     MPI::Intracomm bar;
4
5     if (bar == MPI::COMM_NULL)
6         cout << "bar is MPI::COMM_NULL" << endl;
7 }
8

```

The destructor for each MPI user level object does *not* invoke the corresponding `MPI_*_FREE` function (if it exists).

*Rationale.* `MPI_*_FREE` functions are not automatically invoked for the following reasons:

1. Automatic destruction contradicts the shallow-copy semantics of the MPI classes.
2. The model put forth in MPI makes memory allocation and deallocation the responsibility of the user, not the implementation.
3. Calling `MPI_*_FREE` upon destruction could have unintended side effects, including triggering collective operations (this also affects the copy, assignment, and construction semantics). In the following example, we would want neither `foo_comm` nor `bar_comm` to automatically invoke `MPI_*_FREE` upon exit from the function.

```

23 void example_function()
24 {
25     MPI::Intracomm foo_comm(MPI::COMM_WORLD), bar_comm;
26     bar_comm = MPI::COMM_WORLD.Dup();
27     // rest of function
28 }
29

```

*(End of rationale.)*

**Copy / Assignment** The copy constructor and assignment operator are prototyped as follows:

```

34 { MPI::<CLASS>(const MPI::<CLASS>& data) (binding deprecated, see Section 15.2) }
35
36 { MPI::<CLASS>& MPI::<CLASS>::operator=(const MPI::<CLASS>& data) (binding
37     deprecated, see Section 15.2) }
38

```

In terms of copying and assignment, opaque MPI user level objects behave like handles. Copy constructors perform handle-based (shallow) copies. `MPI::Status` objects are exceptions to this rule. These objects perform deep copies for assignment and copy construction.

*Advice to implementors.* Each MPI user level object is likely to contain, by value or by reference, implementation-dependent state information. The assignment and copying of MPI object handles may simply copy this value (or reference). *(End of advice to implementors.)*

**Example 16.3** Example using assignment operator. In this example, `MPI::Intracomm::Dup()` is *not* called for `foo_comm`. The object `foo_comm` is simply an alias for `MPI::COMM_WORLD`. But `bar_comm` is created with a call to `MPI::Intracomm::Dup()` and is therefore a different communicator than `foo_comm` (and thus different from `MPI::COMM_WORLD`). `baz_comm` becomes an alias for `bar_comm`. If one of `bar_comm` or `baz_comm` is freed with `MPI_COMM_FREE` it will be set to `MPI::COMM_NULL`. The state of the other handle will be undefined — it will be invalid, but not necessarily set to `MPI::COMM_NULL`.

```
MPI::Intracomm foo_comm, bar_comm, baz_comm;

foo_comm = MPI::COMM_WORLD;
bar_comm = MPI::COMM_WORLD.Dup();
baz_comm = bar_comm;
```

**Comparison** The comparison operators are prototyped as follows:

```
{bool MPI::<CLASS>::operator==(const MPI::<CLASS>& data) const(binding
depreciated, see Section 15.2) }

{bool MPI::<CLASS>::operator!=(const MPI::<CLASS>& data) const(binding
depreciated, see Section 15.2) }
```

The member function `operator==(())` returns `true` only when the handles reference the same internal MPI object, `false` otherwise. `operator!=(())` returns the boolean complement of `operator==(())`. However, since the `Status` class is not a handle to an underlying MPI object, it does not make sense to compare `Status` instances. Therefore, the `operator==(())` and `operator!=(())` functions are not defined on the `Status` class.

**Constants** Constants are singleton objects and are declared `const`. Note that not all globally defined MPI objects are constant. For example, `MPI::COMM_WORLD` and `MPI::COMM_SELF` are not `const`.

### 16.1.6 C++ Datatypes

Table 16.1 lists all of the C++ predefined MPI datatypes and their corresponding C and C++ datatypes, Table 16.2 lists all of the Fortran predefined MPI datatypes and their corresponding Fortran 77 datatypes. Table 16.3 lists the C++ names for all other MPI datatypes.

`MPI::BYTE` and `MPI::PACKED` conform to the same restrictions as `MPI_BYTE` and `MPI_PACKED`, listed in Sections 3.2.2 on page 29 and Sections 4.2 on page 123, respectively.

The following table defines groups of MPI predefined datatypes:

C integer:	<code>MPI::INT</code> , <code>MPI::LONG</code> , <code>MPI::SHORT</code> , <code>MPI::UNSIGNED_SHORT</code> , <code>MPI::UNSIGNED</code> , <code>MPI::UNSIGNED_LONG</code> , <code>MPI::_LONG_LONG</code> , <code>MPI::UNSIGNED_LONG_LONG</code> , <code>MPI::SIGNED_CHAR</code> , <code>MPI::UNSIGNED_CHAR</code>
Fortran integer:	<code>MPI::INTEGER</code> and handles returned from

MPI datatype	C datatype	C++ datatype
MPI::CHAR	char	char
MPI::SHORT	signed short	signed short
MPI::INT	signed int	signed int
MPI::LONG	signed long	signed long
MPI::LONG_LONG	signed long long	signed long long
MPI::SIGNED_CHAR	signed char	signed char
MPI::UNSIGNED_CHAR	unsigned char	unsigned char
MPI::UNSIGNED_SHORT	unsigned short	unsigned short
MPI::UNSIGNED	unsigned int	unsigned int
MPI::UNSIGNED_LONG	unsigned long	unsigned long int
MPI::UNSIGNED_LONG_LONG	unsigned long long	unsigned long long
MPI::FLOAT	float	float
MPI::DOUBLE	double	double
MPI::LONG_DOUBLE	long double	long double
MPI::BOOL		bool
MPI::COMPLEX		Complex<float>
MPI::DOUBLE_COMPLEX		Complex<double>
MPI::LONG_DOUBLE_COMPLEX		Complex<long double>
MPI::WCHAR	wchar_t	wchar_t
MPI::BYTE		
MPI::PACKED		

Table 16.1: C++ names for the MPI C and C++ predefined datatypes, and their corresponding C/C++ datatypes.

MPI datatype	Fortran datatype
MPI::INTEGER	INTEGER
MPI::REAL	REAL
MPI::DOUBLE_PRECISION	DOUBLE PRECISION
MPI::F_COMPLEX	COMPLEX
MPI::LOGICAL	LOGICAL
MPI::CHARACTER	CHARACTER(1)
MPI::BYTE	
MPI::PACKED	

Table 16.2: C++ names for the MPI Fortran predefined datatypes, and their corresponding Fortran 77 datatypes.



MPI datatype	Description
MPI::FLOAT_INT	C/C++ reduction type
MPI::DOUBLE_INT	C/C++ reduction type
MPI::LONG_INT	C/C++ reduction type
MPI::TWOINT	C/C++ reduction type
MPI::SHORT_INT	C/C++ reduction type
MPI::LONG_DOUBLE_INT	C/C++ reduction type
MPI::TWOREAL	Fortran reduction type
MPI::TWODOUBLE_PRECISION	Fortran reduction type
MPI::TWOINTEGER	Fortran reduction type
MPI::F_DOUBLE_COMPLEX	Optional Fortran type
MPI::INTEGER1	Explicit size type
MPI::INTEGER2	Explicit size type
MPI::INTEGER4	Explicit size type
MPI::INTEGER8	Explicit size type
MPI::INTEGER16	Explicit size type
MPI::REAL2	Explicit size type
MPI::REAL4	Explicit size type
MPI::REAL8	Explicit size type
MPI::REAL16	Explicit size type
MPI::F_COMPLEX4	Explicit size type
MPI::F_COMPLEX8	Explicit size type
MPI::F_COMPLEX16	Explicit size type
MPI::F_COMPLEX32	Explicit size type

Table 16.3: C++ names for other MPI datatypes. Implementations may also define other optional types (e.g., `MPI::INTEGER8`).

```

1      MPI::Datatype::Create_f90_integer,
2      and if available: MPI::INTEGER1,
3      MPI::INTEGER2, MPI::INTEGER4,
4      MPI::INTEGER8, MPI::INTEGER16
5      Floating point: MPI::FLOAT, MPI::DOUBLE, MPI::REAL,
6      MPI::DOUBLE_PRECISION,
7      MPI::LONG_DOUBLE
8      and handles returned from
9      MPI::Datatype::Create_f90_real,
10     and if available: MPI::REAL2,
11     MPI::REAL4, MPI::REAL8, MPI::REAL16
12     Logical: MPI::LOGICAL, MPI::BOOL
13     Complex: MPI::F_COMPLEX, MPI::COMPLEX,
14     MPI::F_DOUBLE_COMPLEX,
15     MPI::DOUBLE_COMPLEX,
16     MPI::LONG_DOUBLE_COMPLEX
17     and handles returned from
18     MPI::Datatype::Create_f90_complex,
19     and if available: MPI::F_DOUBLE_COMPLEX,
20     MPI::F_COMPLEX4, MPI::F_COMPLEX8,
21     MPI::F_COMPLEX16, MPI::F_COMPLEX32
22     Byte: MPI::BYTE

```

Valid datatypes for each reduction operation are specified below in terms of the groups defined above.

Op	Allowed Types
MPI::MAX, MPI::MIN	C integer, Fortran integer, Floating point
MPI::SUM, MPI::PROD	C integer, Fortran integer, Floating point, Complex
MPI::LAND, MPI::LOR, MPI::LXOR	C integer, Logical
MPI::BAND, MPI::BOR, MPI::BXOR	C integer, Fortran integer, Byte

MPI::MINLOC and MPI::MAXLOC perform just as their C and Fortran counterparts; see Section 5.9.4 on page 169.

### 16.1.7 Communicators

The `MPI::Comm` class hierarchy makes explicit the different kinds of communicators implicitly defined by MPI and allows them to be strongly typed. Since the original design of MPI defined only one type of handle for all types of communicators, the following clarifications are provided for the C++ design.

**Types of communicators** There are six different types of communicators: `MPI::Comm`, `MPI::Intercomm`, `MPI::Intracomm`, `MPI::Cartcomm`, `MPI::Graphcomm`, and `MPI::Distgraphcomm`. `MPI::Comm` is the abstract base communicator class, encapsulating the functionality common to all MPI communicators. `MPI::Intercomm` and `MPI::Intracomm` are derived from `MPI::Comm`. `MPI::Cartcomm`, `MPI::Graphcomm`, and `MPI::Distgraphcomm` are derived from `MPI::Intracomm`.

*Advice to users.* Initializing a derived class with an instance of a base class is not legal in C++. For instance, it is not legal to initialize a `Cartcomm` from an `Intracomm`. Moreover, because `MPI::Comm` is an abstract base class, it is non-instantiable, so that it is not possible to have an object of class `MPI::Comm`. However, it is possible to have a reference or a pointer to an `MPI::Comm`.

**Example 16.4** The following code is erroneous.

```
Intracomm intra = MPI::COMM_WORLD.Dup();
Cartcomm cart(intra);           // This is erroneous
```

*(End of advice to users.)*

`MPI::COMM_NULL` The specific type of `MPI::COMM_NULL` is implementation dependent. `MPI::COMM_NULL` must be able to be used in comparisons and initializations with all types of communicators. `MPI::COMM_NULL` must also be able to be passed to a function that expects a communicator argument in the parameter list (provided that `MPI::COMM_NULL` is an allowed value for the communicator argument).

*Rationale.* There are several possibilities for implementation of `MPI::COMM_NULL`. Specifying its required behavior, rather than its realization, provides maximum flexibility to implementors. *(End of rationale.)*

**Example 16.5** The following example demonstrates the behavior of assignment and comparison using `MPI::COMM_NULL`.

```
MPI::Intercomm comm;
comm = MPI::COMM_NULL;           // assign with COMM_NULL
if (comm == MPI::COMM_NULL)     // true
    cout << "comm is NULL" << endl;
if (MPI::COMM_NULL == comm)     // note -- a different function!
    cout << "comm is still NULL" << endl;
```

`Dup()` is not defined as a member function of `MPI::Comm`, but it is defined for the derived classes of `MPI::Comm`. `Dup()` is not virtual and it returns its OUT parameter by value.

`MPI::Comm::Clone()` The C++ language interface for MPI includes a new function `Clone()`. `MPI::Comm::Clone()` is a pure virtual function. For the derived communicator classes, `Clone()` behaves like `Dup()` except that it returns a new object by reference. The `Clone()` functions are prototyped as follows:

```
Comm& Comm::Clone() const = 0

Intracomm& Intracomm::Clone() const

Intercomm& Intercomm::Clone() const

Cartcomm& Cartcomm::Clone() const

Graphcomm& Graphcomm::Clone() const
```

```
1 Distgraphcomm& Distgraphcomm::Clone() const
```

3 *Rationale.* `Clone()` provides the “virtual dup” functionality that is expected by C++  
4 programmers and library writers. Since `Clone()` returns a new object by reference,  
5 users are responsible for eventually deleting the object. A new name is introduced  
6 rather than changing the functionality of `Dup()`. (*End of rationale.*)

8 *Advice to implementors.* Within their class declarations, prototypes for `Clone()` and  
9 `Dup()` would look like the following:

```
11 namespace MPI {
12     class Comm {
13         virtual Comm& Clone() const = 0;
14     };
15     class Intracomm : public Comm {
16         Intracomm Dup() const { ... };
17         virtual Intracomm& Clone() const { ... };
18     };
19     class Intercomm : public Comm {
20         Intercomm Dup() const { ... };
21         virtual Intercomm& Clone() const { ... };
22     };
23     // Cartcomm, Graphcomm,
24     // and Distgraphcomm are similarly defined
25 };
```

26 (*End of advice to implementors.*)

### 28 16.1.8 Exceptions

30 The C++ language interface for MPI includes the predefined error handler  
31 `MPI::ERRORS_THROW_EXCEPTIONS` for use with the `Set_errhandler()` member functions.  
32 `MPI::ERRORS_THROW_EXCEPTIONS` can only be set or retrieved by C++ functions. If a  
33 non-C++ program causes an error that invokes the `MPI::ERRORS_THROW_EXCEPTIONS` error  
34 handler, the exception will pass up the calling stack until C++ code can catch it. If there  
35 is no C++ code to catch it, the behavior is undefined. In a multi-threaded environment  
36 or if a nonblocking MPI call throws an exception while making progress in the background,  
37 the behavior is implementation dependent.

38 The error handler `MPI::ERRORS_THROW_EXCEPTIONS` causes an `MPI::Exception` to be  
39 thrown for any MPI result code other than `MPI::SUCCESS`. The public interface to  
40 `MPI::Exception` class is defined as follows:

```
41
42 namespace MPI {
43     class Exception {
44     public:
45
46         Exception(int error_code);
47
48         int Get_error_code() const;
```

```

    int Get_error_class() const;
    const char *Get_error_string() const;
};
};

```

*Advice to implementors.*

The exception will be thrown within the body of `MPI::ERRORS_THROW_EXCEPTIONS`. It is expected that control will be returned to the user when the exception is thrown. Some MPI functions specify certain return information in their parameters in the case of an error and `MPI_ERRORS_RETURN` is specified. The same type of return information must be provided when exceptions are thrown.

For example, `MPI_WAITALL` puts an error code for each request in the corresponding entry in the status array and returns `MPI_ERR_IN_STATUS`. When using `MPI::ERRORS_THROW_EXCEPTIONS`, it is expected that the error codes in the status array will be set appropriately before the exception is thrown.

*(End of advice to implementors.)*

### 16.1.9 Mixed-Language Operability

The C++ language interface provides functions listed below for mixed-language operability. These functions provide for a seamless transition between C and C++. For the case where the C++ class corresponding to `<CLASS>` has derived classes, functions are also provided for converting between the derived classes and the C `MPI_<CLASS>`.

```
MPI::<CLASS>& MPI::<CLASS>::operator=(const MPI_<CLASS>& data)
```

```
MPI::<CLASS>(const MPI_<CLASS>& data)
```

```
MPI::<CLASS>::operator MPI_<CLASS>() const
```

These functions are discussed in Section [16.3.4](#).

### 16.1.10 Profiling

This section specifies the requirements of a C++ profiling interface to MPI.

*Advice to implementors.* Since the main goal of profiling is to intercept function calls from user code, it is the implementor's decision how to layer the underlying implementation to allow function calls to be intercepted and profiled. If an implementation of the MPI C++ bindings is layered on top of MPI bindings in another language (such as C), or if the C++ bindings are layered on top of a profiling interface in another language, no extra profiling interface is necessary because the underlying MPI implementation already meets the MPI profiling interface requirements.

Native C++ MPI implementations that do not have access to other profiling interfaces must implement an interface that meets the requirements outlined in this section.

High-quality implementations can implement the interface outlined in this section in order to promote portable C++ profiling libraries. Implementors may wish to provide an option whether to build the C++ profiling interface or not; C++ implementations that are already layered on top of bindings in another language or another profiling

1 interface will have to insert a third layer to implement the C++ profiling interface.  
 2 (*End of advice to implementors.*)

3  
 4 To meet the requirements of the C++ MPI profiling interface, an implementation of  
 5 the MPI functions *must*:

- 6 1. Provide a mechanism through which all of the MPI defined functions may be accessed  
 7 with a name shift. Thus all of the MPI functions (which normally start with the prefix  
 8 “MPI:”) should also be accessible with the prefix “PMPI:.”  
 9
- 10 2. Ensure that those MPI functions which are not replaced may still be linked into an  
 11 executable image without causing name clashes.
- 12 3. Document the implementation of different language bindings of the MPI interface if  
 13 they are layered on top of each other, so that profiler developer knows whether they  
 14 must implement the profile interface for each binding, or can economize by imple-  
 15 menting it only for the lowest level routines.
- 16 4. Where the implementation of different language bindings is done through a layered  
 17 approach (e.g., the C++ binding is a set of “wrapper” functions which call the C  
 18 implementation), ensure that these wrapper functions are separable from the rest of  
 19 the library.

20 This is necessary to allow a separate profiling library to be correctly implemented,  
 21 since (at least with Unix linker semantics) the profiling library must contain these  
 22 wrapper functions if it is to perform as expected. This requirement allows the author  
 23 of the profiling library to extract these functions from the original MPI library and add  
 24 them into the profiling library without bringing along any other unnecessary code.

- 25 5. Provide a no-op routine MPI:Pcontrol in the MPI library.

26  
 27 *Advice to implementors.* There are (at least) two apparent options for implementing  
 28 the C++ profiling interface: inheritance or caching. An inheritance-based approach  
 29 may not be attractive because it may require a virtual inheritance implementation of  
 30 the communicator classes. Thus, it is most likely that implementors will cache PMPI  
 31 objects on their corresponding MPI objects. The caching scheme is outlined below.

32 The “real” entry points to each routine can be provided within a `namespace PMPI`.  
 33 The non-profiling version can then be provided within a `namespace MPI`.

34 Caching instances of PMPI objects in the MPI handles provides the “has a” relationship  
 35 that is necessary to implement the profiling scheme.

36 Each instance of an MPI object simply “wraps up” an instance of a PMPI object. MPI  
 37 objects can then perform profiling actions before invoking the corresponding function  
 38 in their internal PMPI object.

39 The key to making the profiling work by simply re-linking programs is by having  
 40 a header file that *declares* all the MPI functions. The functions must be *defined*  
 41 elsewhere, and compiled into a library. MPI constants should be declared `extern`  
 42 in the MPI namespace. For example, the following is an excerpt from a sample `mpi.h`  
 43 file:

44  
 45  
 46  
 47  
 48 **Example 16.6** Sample `mpi.h` file.

```

namespace PMPI {
    class Comm {
    public:
        int Get_size() const;
    };
    // etc.
};

namespace MPI {
public:
    class Comm {
    public:
        int Get_size() const;

    private:
        PMPI::Comm pmpi_comm;
    };
};

```

Note that all constructors, the assignment operator, and the destructor in the `MPI` class will need to initialize/destroy the internal `PMPI` object as appropriate.

The definitions of the functions must be in separate object files; the `PMPI` class member functions and the non-profiling versions of the `MPI` class member functions can be compiled into `libmpi.a`, while the profiling versions can be compiled into `libpmpi.a`. Note that the `PMPI` class member functions and the `MPI` constants must be in different object files than the non-profiling `MPI` class member functions in the `libmpi.a` library to prevent multiple definitions of `MPI` class member function names when linking both `libmpi.a` and `libpmpi.a`. For example:

**Example 16.7** `pmpi.cc`, to be compiled into `libmpi.a`.

```

int PMPI::Comm::Get_size() const
{
    // Implementation of MPI_COMM_SIZE
}

```

**Example 16.8** `constants.cc`, to be compiled into `libmpi.a`.

```

const MPI::Intracomm MPI::COMM_WORLD;

```

**Example 16.9** `mpi_no_profile.cc`, to be compiled into `libmpi.a`.

```

int MPI::Comm::Get_size() const
{
    return pmpi_comm.Get_size();
}

```

1       **Example 16.10** `mpi_profile.cc`, to be compiled into `libmpi.a`.

```
2
3       int MPI::Comm::Get_size() const
4       {
5           // Do profiling stuff
6           int ret = pmpi_comm.Get_size();
7           // More profiling stuff
8           return ret;
9       }
```

10  
11       *(End of advice to implementors.)*

## 13 16.2 Fortran Support

### 15 16.2.1 Overview

17 The Fortran MPI-2 language bindings have been designed to be compatible with the Fortran  
18 90 standard (and later). These bindings are in most cases compatible with Fortran 77,  
19 implicit-style interfaces.

20  
21       *Rationale.* Fortran 90 contains numerous features designed to make it a more “mod-  
22 ern” language than Fortran 77. It seems natural that MPI should be able to take  
23 advantage of these new features with a set of bindings tailored to Fortran 90. MPI  
24 does not (yet) use many of these features because of a number of technical difficulties.  
25       *(End of rationale.)*

26  
27 MPI defines two levels of Fortran support, described in Sections [16.2.3](#) and [16.2.4](#). In  
28 the rest of this section, “Fortran” and “Fortran 90” shall refer to “Fortran 90” and its  
29 successors, unless qualified.

- 30 1. **Basic Fortran Support** An implementation with this level of Fortran support pro-  
31 vides the original Fortran bindings specified in MPI-1, with small additional require-  
32 ments specified in Section [16.2.3](#).
- 33 2. **Extended Fortran Support** An implementation with this level of Fortran sup-  
34 port provides Basic Fortran Support plus additional features that specifically support  
35 Fortran 90, as described in Section [16.2.4](#).

36  
37  
38 A compliant MPI-2 implementation providing a Fortran interface must provide Ex-  
39 tended Fortran Support unless the target compiler does not support modules or KIND-  
40 parameterized types.

### 42 16.2.2 Problems With Fortran Bindings for MPI

43  
44 This section discusses a number of problems that may arise when using MPI in a Fortran  
45 program. It is intended as advice to users, and clarifies how MPI interacts with Fortran. It  
46 does not add to the standard, but is intended to clarify the standard.

47 As noted in the original MPI specification, the interface violates the Fortran standard  
48 in several ways. While these cause few problems for Fortran 77 programs, they become



more significant for Fortran 90 programs, so that users must exercise care when using new Fortran 90 features. The violations were originally adopted and have been retained because they are important for the usability of MPI. The rest of this section describes the potential problems in detail. It supersedes and replaces the discussion of Fortran bindings in the original MPI specification (for Fortran 90, not Fortran 77).

The following MPI features are inconsistent with Fortran 90.

1. An MPI subroutine with a choice argument may be called with different argument types.
2. An MPI subroutine with an assumed-size dummy argument may be passed an actual scalar argument.
3. Many MPI routines assume that actual arguments are passed by address and that arguments are not copied on entrance to or exit from the subroutine.
4. An MPI implementation may read or modify user data (e.g., communication buffers used by nonblocking communications) concurrently with a user program that is executing outside of MPI calls.
5. Several named “constants,” such as `MPI_BOTTOM`, `MPI_IN_PLACE`, `MPI_STATUS_IGNORE`, `MPI_STATUSES_IGNORE`, `MPI_ERRCODES_IGNORE`, `MPI_UNWEIGHTED`, `MPI_ARGV_NULL`, and `MPI_ARGVS_NULL` are not ordinary Fortran constants and require a special implementation. See Section 2.5.4 on page 14 for more information.
6. The memory allocation routine `MPI_ALLOC_MEM` can’t be usefully used in Fortran without a language extension that allows the allocated memory to be associated with a Fortran variable.

Additionally, MPI is inconsistent with Fortran 77 in a number of ways, as noted below.

- MPI identifiers exceed 6 characters.
- MPI identifiers may contain underscores after the first character.
- MPI requires an include file, `mpif.h`. On systems that do not support include files, the implementation should specify the values of named constants.
- Many routines in MPI have KIND-parameterized integers (e.g., `MPI_ADDRESS_KIND` and `MPI_OFFSET_KIND`) that hold address information. On systems that do not support Fortran 90-style parameterized types, `INTEGER*8` or `INTEGER` should be used instead.

MPI-1 contained several routines that take address-sized information as input or return address-sized information as output. In C such arguments were of type `MPI_Aint` and in Fortran of type `INTEGER`. On machines where integers are smaller than addresses, these routines can lose information. In MPI-2 the use of these functions has been deprecated and they have been replaced by routines taking `INTEGER` arguments of `KIND=MPI_ADDRESS_KIND`. A number of new MPI-2 functions also take `INTEGER` arguments of non-default `KIND`. See Section 2.6 on page 16 and Section 4.1.1 on page 81 for more information.

## 1 Problems Due to Strong Typing

2 All MPI functions with choice arguments associate actual arguments of different Fortran  
3 datatypes with the same dummy argument. This is not allowed by Fortran 77, and in  
4 Fortran 90 is technically only allowed if the function is overloaded with a different function  
5 for each type. In C, the use of `void*` formal arguments avoids these problems.

6 The following code fragment is technically illegal and may generate a compile-time  
7 error.  
8

```
9   integer i(5)
10  real    x(5)
11  ...
12  call mpi_send(x, 5, MPI_REAL, ...)
13  call mpi_send(i, 5, MPI_INTEGER, ...)
```

14 In practice, it is rare for compilers to do more than issue a warning, though there is concern  
15 that Fortran 90 compilers are more likely to return errors.

16 It is also technically illegal in Fortran to pass a scalar actual argument to an array  
17 dummy argument. Thus the following code fragment may generate an error since the `buf`  
18 argument to `MPI_SEND` is declared as an assumed-size array `<type> buf(*)`.  
19

```
20  integer a
21  call mpi_send(a, 1, MPI_INTEGER, ...)
```

22  
23 *Advice to users.* In the event that you run into one of the problems related to type  
24 checking, you may be able to work around it by using a compiler flag, by compiling  
25 separately, or by using an MPI implementation with Extended Fortran Support as de-  
26 scribed in Section 16.2.4. An alternative that will usually work with variables local to a  
27 routine but not with arguments to a function or subroutine is to use the `EQUIVALENCE`  
28 statement to create another variable with a type accepted by the compiler. (*End of*  
29 *advice to users.*)  
30

## 31 Problems Due to Data Copying and Sequence Association

32 Implicit in MPI is the idea of a contiguous chunk of memory accessible through a linear  
33 address space. MPI copies data to and from this memory. An MPI program specifies the  
34 location of data by providing memory addresses and offsets. In the C language, sequence  
35 association rules plus pointers provide all the necessary low-level structure.  
36

37 In Fortran 90, user data is not necessarily stored contiguously. For example, the array  
38 section `A(1:N:2)` involves only the elements of `A` with indices 1, 3, 5, ... . The same is true  
39 for a pointer array whose target is such a section. Most compilers ensure that an array that  
40 is a dummy argument is held in contiguous memory if it is declared with an explicit shape  
41 (e.g., `B(N)`) or is of assumed size (e.g., `B(*)`). If necessary, they do this by making a copy  
42 of the array into contiguous memory. Both Fortran 77 and Fortran 90 are carefully worded  
43 to allow such copying to occur, but few Fortran 77 compilers do it.<sup>1</sup>

44 Because MPI dummy buffer arguments are assumed-size arrays, this leads to a serious  
45 problem for a nonblocking call: the compiler copies the temporary array back on return but  
46 MPI continues to copy data to the memory that held it. For example, consider the following  
47 code fragment:

---

48 <sup>1</sup>Technically, the Fortran standards are worded to allow non-contiguous storage of any array data.

```

real a(100)
call MPI_IRECV(a(1:100:2), MPI_REAL, 50, ...)

```

Since the first dummy argument to MPI\_IRECV is an assumed-size array (<type> buf(\*)), the array section a(1:100:2) is copied to a temporary before being passed to MPI\_IRECV, so that it is contiguous in memory. MPI\_IRECV returns immediately, and data is copied from the temporary back into the array a. Sometime later, MPI may write to the address of the deallocated temporary. Copying is also a problem for MPI\_ISEND since the temporary array may be deallocated before the data has all been sent from it.

Most Fortran 90 compilers do not make a copy if the actual argument is the whole of an explicit-shape or assumed-size array or is a ‘simple’ section such as A(1:N) of such an array. (We define ‘simple’ more fully in the next paragraph.) Also, many compilers treat allocatable arrays the same as they treat explicit-shape arrays in this regard (though we know of one that does not). However, the same is not true for assumed-shape and pointer arrays; since they may be discontinuous, copying is often done. It is this copying that causes problems for MPI as described in the previous paragraph.

Our formal definition of a ‘simple’ array section is

```

name ( [:,]... [<subscript>]:<subscript> [,<subscript>]... )

```

That is, there are zero or more dimensions that are selected in full, then one dimension selected without a stride, then zero or more dimensions that are selected with a simple subscript. Examples are

```

A(1:N), A(:,N), A(:,1:N,1), A(1:6,N), A(:, :, 1:N)

```

Because of Fortran’s column-major ordering, where the first index varies fastest, a simple section of a contiguous array will also be contiguous.<sup>2</sup>

The same problem can occur with a scalar argument. Some compilers, even for Fortran 77, make a copy of some scalar dummy arguments within a called procedure. That this can cause a problem is illustrated by the example

```

call user1(a,rq)
call MPI_WAIT(rq,status,ierr)
write (*,*) a

subroutine user1(buf,request)
call MPI_IRECV(buf,...,request,...)
end

```

If a is copied, MPI\_IRECV will alter the copy when it completes the communication and will not alter a itself.

Note that copying will almost certainly occur for an argument that is a non-trivial expression (one with at least one operator or function call), a section that does not select a contiguous part of its parent (e.g., A(1:n:2)), a pointer whose target is such a section, or an assumed-shape array that is (directly or indirectly) associated with such a section.

<sup>2</sup>To keep the definition of ‘simple’ simple, we have chosen to require all but one of the section subscripts to be without bounds. A colon without bounds makes it obvious both to the compiler and to the reader that the whole of the dimension is selected. It would have been possible to allow cases where the whole dimension is selected with one or two bounds, but this means for the reader that the array declaration or most recent allocation has to be consulted and for the compiler that a run-time check may be required.

1        If there is a compiler option that inhibits copying of arguments, in either the calling or  
 2 called procedure, this should be employed.

3        If a compiler makes copies in the calling procedure of arguments that are explicit-  
 4 shape or assumed-size arrays, simple array sections of such arrays, or scalars, and if there  
 5 is no compiler option to inhibit this, then the compiler cannot be used for applications  
 6 that use `MPI_GET_ADDRESS`, or any nonblocking MPI routine. If a compiler copies scalar  
 7 arguments in the called procedure and there is no compiler option to inhibit this, then this  
 8 compiler cannot be used for applications that use memory references across subroutine calls  
 9 as in the example above.

## 11 Special Constants

12 MPI requires a number of special “constants” that cannot be implemented as normal Fortran  
 13 constants, e.g., `MPI_BOTTOM`. The complete list can be found in Section 2.5.4 on page 14.  
 14 In C, these are implemented as constant pointers, usually as `NULL` and are used where the  
 15 function prototype calls for a pointer to a variable, not the variable itself.

16 In Fortran the implementation of these special constants may require the use of lan-  
 17 guage constructs that are outside the Fortran standard. Using special values for the con-  
 18 stants (e.g., by defining them through `parameter` statements) is not possible because an  
 19 implementation cannot distinguish these values from legal data. Typically these constants  
 20 are implemented as predefined static variables (e.g., a variable in an MPI-declared `COMMON`  
 21 block), relying on the fact that the target compiler passes data by address. Inside the  
 22 subroutine, this address can be extracted by some mechanism outside the Fortran standard  
 23 (e.g., by Fortran extensions or by implementing the function in C).

## 26 Fortran 90 Derived Types

27 MPI does not explicitly support passing Fortran 90 derived types to choice dummy argu-  
 28 ments. Indeed, for MPI implementations that provide explicit interfaces through the `mpi`  
 29 module a compiler will reject derived type actual arguments at compile time. Even when no  
 30 explicit interfaces are given, users should be aware that Fortran 90 provides no guarantee  
 31 of sequence association for derived types or arrays of derived types. For instance, an array  
 32 of a derived type consisting of two elements may be implemented as an array of the first  
 33 elements followed by an array of the second. Use of the `SEQUENCE` attribute may help here,  
 34 somewhat.

35 The following code fragment shows one possible way to send a derived type in Fortran.  
 36 The example assumes that all data is passed by address.

```

38     type mytype
39         integer i
40         real x
41         double precision d
42     end type mytype
43
44     type(mytype) foo
45     integer blocklen(3), type(3)
46     integer(MPI_ADDRESS_KIND) disp(3), base
47
48     call MPI_GET_ADDRESS(foo%i, disp(1), ierr)
  
```

```

call MPI_GET_ADDRESS(foo%x, disp(2), ierr)
call MPI_GET_ADDRESS(foo%d, disp(3), ierr)

base = disp(1)
disp(1) = disp(1) - base
disp(2) = disp(2) - base
disp(3) = disp(3) - base

blocklen(1) = 1
blocklen(2) = 1
blocklen(3) = 1

type(1) = MPI_INTEGER
type(2) = MPI_REAL
type(3) = MPI_DOUBLE_PRECISION

call MPI_TYPE_CREATE_STRUCT(3, blocklen, disp, type, newtype, ierr)
call MPI_TYPE_COMMIT(newtype, ierr)

! unpleasant to send foo%i instead of foo, but it works for scalar
! entities of type mytype
call MPI_SEND(foo%i, 1, newtype, ...)

```

### A Problem with Register Optimization

MPI provides operations that may be hidden from the user code and run concurrently with it, accessing the same memory as user code. Examples include the data transfer for an `MPI_IRECV`. The optimizer of a compiler will assume that it can recognize periods when a copy of a variable can be kept in a register without reloading from or storing to memory. When the user code is working with a register copy of some variable while the hidden operation reads or writes the memory copy, problems occur. This section discusses register optimization pitfalls.

When a variable is local to a Fortran subroutine (i.e., not in a module or `COMMON` block), the compiler will assume that it cannot be modified by a called subroutine unless it is an actual argument of the call. In the most common linkage convention, the subroutine is expected to save and restore certain registers. Thus, the optimizer will assume that a register which held a valid copy of such a variable before the call will still hold a valid copy on return.

Normally users are not afflicted with this. But the user should pay attention to this section if in his/her program a buffer argument to an `MPI_SEND`, `MPI_RECV` etc., uses a name which hides the actual variables involved. `MPI_BOTTOM` with an `MPI_Datatype` containing absolute addresses is one example. Creating a datatype which uses one variable as an anchor and brings along others by using `MPI_GET_ADDRESS` to determine their offsets from the anchor is another. The anchor variable would be the only one mentioned in the call. Also attention must be paid if MPI operations are used that run in parallel with the user's application.

Example 16.11 shows what Fortran compilers are allowed to do.

**Example 16.11** Fortran 90 register optimization.

<p>This source ...</p> <pre> call MPI_GET_ADDRESS(buf, bufaddr,                     ierror) call MPI_TYPE_CREATE_STRUCT(1, 1,                             bufaddr,                             MPI_REAL, type, ierror) call MPI_TYPE_COMMIT(type, ierror) val_old = buf  call MPI_RECV(MPI_BOTTOM, 1, type, ...) val_new = buf </pre>	<p>can be compiled as:</p> <pre> call MPI_GET_ADDRESS(buf, ...) call MPI_TYPE_CREATE_STRUCT(...) call MPI_TYPE_COMMIT(...) register = buf val_old = register call MPI_RECV(MPI_BOTTOM, ...) val_new = register </pre>
---	---

The compiler does not invalidate the register because it cannot see that `MPI_RECV` changes the value of `buf`. The access of `buf` is hidden by the use of `MPI_GET_ADDRESS` and `MPI_BOTTOM`.

Example 16.12 shows extreme, but allowed, possibilities.

**Example 16.12** Fortran 90 register optimization – extreme.

Source	compiled as	or compiled as
<code>call MPI_IRecv(buf, ..req)</code>	<code>call MPI_IRecv(buf, ..req)</code> <code>register = buf</code>	<code>call MPI_IRecv(buf, ..req)</code> <code>b1 = buf</code>
<code>call MPI_WAIT(req, ..)</code>	<code>call MPI_WAIT(req, ..)</code>	<code>call MPI_WAIT(req, ..)</code>
<code>b1 = buf</code>	<code>b1 := register</code>	

`MPI_WAIT` on a concurrent thread modifies `buf` between the invocation of `MPI_IRecv` and the finish of `MPI_WAIT`. But the compiler cannot see any possibility that `buf` can be changed after `MPI_IRecv` has returned, and may schedule the load of `buf` earlier than typed in the source. It has no reason to avoid using a register to hold `buf` across the call to `MPI_WAIT`. It also may reorder the instructions as in the case on the right.

To prevent instruction reordering or the allocation of a buffer in a register there are two possibilities in portable Fortran code:

- The compiler may be prevented from moving a reference to a buffer across a call to an MPI subroutine by surrounding the call by calls to an external subroutine with the buffer as an actual argument. Note that if the intent is declared in the external subroutine, it must be `OUT` or `INOUT`. The subroutine itself may have an empty body, but the compiler does not know this and has to assume that the buffer may be altered. For example, the above call of `MPI_RECV` might be replaced by

```

call DD(buf)
call MPI_RECV(MPI_BOTTOM, ...)
call DD(buf)

```

with the separately compiled

```

subroutine DD(buf)
  integer buf
end

```

(assuming that `buf` has type `INTEGER`). The compiler may be similarly prevented from moving a reference to a variable across a call to an MPI subroutine.

In the case of a nonblocking call, as in the above call of `MPI_WAIT`, no reference to the buffer is permitted until it has been verified that the transfer has been completed. Therefore, in this case, the extra call ahead of the MPI call is not necessary, i.e., the call of `MPI_WAIT` in the example might be replaced by

```

call MPI_WAIT(req,..)
call DD(buf)

```

- An alternative is to put the buffer or variable into a module or a common block and access it through a `USE` or `COMMON` statement in each scope where it is referenced, defined or appears as an actual argument in a call to an MPI routine. The compiler will then have to assume that the MPI procedure (`MPI_RECV` in the above example) may alter the buffer or variable, provided that the compiler cannot analyze that the MPI procedure does not reference the module or common block.

The `VOLATILE` attribute, available in later versions of Fortran, gives the buffer or variable the properties needed, but it may inhibit optimization of any code containing the buffer or variable.

In C, subroutines which modify variables that are not in the argument list will not cause register optimization problems. This is because taking pointers to storage objects by using the `&` operator and later referencing the objects by way of the pointer is an integral part of the language. A C compiler understands the implications, so that the problem should not occur, in general. However, some compilers do offer optional aggressive optimization levels which may not be safe.

### 16.2.3 Basic Fortran Support

Because Fortran 90 is (for all practical purposes) a superset of Fortran 77, Fortran 90 (and future) programs can use the original Fortran interface. The following additional requirements are added:

1. Implementations are required to provide the file `mpif.h`, as described in the original MPI-1 specification.
2. `mpif.h` must be valid and equivalent for both fixed- and free- source form.

*Advice to implementors.* To make `mpif.h` compatible with both fixed- and free-source forms, to allow automatic inclusion by preprocessors, and to allow extended fixed-form line length, it is recommended that requirement two be met by constructing `mpif.h` without any continuation lines. This should be possible because `mpif.h` contains only declarations, and because common block declarations can be split among several lines. To support Fortran 77 as well as Fortran 90, it may be necessary to eliminate all comments from `mpif.h`. (*End of advice to implementors.*)

## 16.2.4 Extended Fortran Support

Implementations with Extended Fortran support must provide:

1. An `mpi` module
2. A new set of functions to provide additional support for Fortran intrinsic numeric types, including parameterized types: `MPI_SIZEOF`, `MPI_TYPE_MATCH_SIZE`, `MPI_TYPE_CREATE_F90_INTEGER`, `MPI_TYPE_CREATE_F90_REAL` and `MPI_TYPE_CREATE_F90_COMPLEX`. Parameterized types are Fortran intrinsic types which are specified using `KIND` type parameters. These routines are described in detail in Section 16.2.5.

Additionally, high-quality implementations should provide a mechanism to prevent fatal type mismatch errors for MPI routines with choice arguments.

### The `mpi` Module

An MPI implementation must provide a module named `mpi` that can be used in a Fortran 90 program. This module must:

- Define all named MPI constants
- Declare MPI functions that return a value.

An MPI implementation may provide in the `mpi` module other features that enhance the usability of MPI while maintaining adherence to the standard. For example, it may:

- Provide interfaces for all or for a subset of MPI routines.
- Provide `INTENT` information in these interface blocks.

*Advice to implementors.* The appropriate `INTENT` may be different from what is given in the MPI generic interface. Implementations must choose `INTENT` so that the function adheres to the MPI standard. (*End of advice to implementors.*)

*Rationale.* The intent given by the MPI generic interface is not precisely defined and does not in all cases correspond to the correct Fortran `INTENT`. For instance, receiving into a buffer specified by a datatype with absolute addresses may require associating `MPI_BOTTOM` with a dummy `OUT` argument. Moreover, “constants” such as `MPI_BOTTOM` and `MPI_STATUS_IGNORE` are not constants as defined by Fortran, but “special addresses” used in a nonstandard way. Finally, the MPI-1 generic intent is changed in several places by MPI-2. For instance, `MPI_IN_PLACE` changes the sense of an `OUT` argument to be `INOUT`. (*End of rationale.*)

Applications may use either the `mpi` module or the `mpif.h` include file. An implementation may require use of the module to prevent type mismatch errors (see below).

*Advice to users.* It is recommended to use the `mpi` module even if it is not necessary to use it to avoid type mismatch errors on a particular system. Using a module provides several potential advantages over using an include file. (*End of advice to users.*)

It must be possible to link together routines some of which `USE mpi` and others of which `INCLUDE mpif.h`.



## No Type Mismatch Problems for Subroutines with Choice Arguments

A high-quality MPI implementation should provide a mechanism to ensure that MPI choice arguments do not cause fatal compile-time or run-time errors due to type mismatch. An MPI implementation may require applications to use the `mpi` module, or require that it be compiled with a particular compiler flag, in order to avoid type mismatch problems.

*Advice to implementors.* In the case where the compiler does not generate errors, nothing needs to be done to the existing interface. In the case where the compiler may generate errors, a set of overloaded functions may be used. See the paper of M. Hennecke [26]. Even if the compiler does not generate errors, explicit interfaces for all routines would be useful for detecting errors in the argument list. Also, explicit interfaces which give `INTENT` information can reduce the amount of copying for `BUF(*)` arguments. (*End of advice to implementors.*)

### 16.2.5 Additional Support for Fortran Numeric Intrinsic Types

The routines in this section are part of Extended Fortran Support described in Section 16.2.4.

MPI provides a small number of named datatypes that correspond to named intrinsic types supported by C and Fortran. These include `MPI_INTEGER`, `MPI_REAL`, `MPI_INT`, `MPI_DOUBLE`, etc., as well as the optional types `MPI_REAL4`, `MPI_REAL8`, etc. There is a one-to-one correspondence between language declarations and MPI types.

Fortran (starting with Fortran 90) provides so-called `KIND`-parameterized types. These types are declared using an intrinsic type (one of `INTEGER`, `REAL`, `COMPLEX`, `LOGICAL` and `CHARACTER`) with an optional integer `KIND` parameter that selects from among one or more variants. The specific meaning of different `KIND` values themselves are implementation dependent and not specified by the language. Fortran provides the `KIND` selection functions `selected_real_kind` for `REAL` and `COMPLEX` types, and `selected_int_kind` for `INTEGER` types that allow users to declare variables with a minimum precision or number of digits. These functions provide a portable way to declare `KIND`-parameterized `REAL`, `COMPLEX` and `INTEGER` variables in Fortran. This scheme is backward compatible with Fortran 77. `REAL` and `INTEGER` Fortran variables have a default `KIND` if none is specified. Fortran `DOUBLE PRECISION` variables are of intrinsic type `REAL` with a non-default `KIND`. The following two declarations are equivalent:

```
double precision x
real(KIND(0.0d0)) x
```

MPI provides two orthogonal methods to communicate using numeric intrinsic types. The first method can be used when variables have been declared in a portable way — using default `KIND` or using `KIND` parameters obtained with the `selected_int_kind` or `selected_real_kind` functions. With this method, MPI automatically selects the correct data size (e.g., 4 or 8 bytes) and provides representation conversion in heterogeneous environments. The second method gives the user complete control over communication by exposing machine representations.

## Parameterized Datatypes with Specified Precision and Exponent Range

MPI provides named datatypes corresponding to standard Fortran 77 numeric types — MPI\_INTEGER, MPI\_COMPLEX, MPI\_REAL, MPI\_DOUBLE\_PRECISION and MPI\_DOUBLE\_COMPLEX. MPI automatically selects the correct data size and provides representation conversion in heterogeneous environments. The mechanism described in this section extends this model to support portable parameterized numeric types.

The model for supporting portable parameterized types is as follows. Real variables are declared (perhaps indirectly) using `selected_real_kind(p, r)` to determine the KIND parameter, where `p` is decimal digits of precision and `r` is an exponent range. Implicitly MPI maintains a two-dimensional array of predefined MPI datatypes `D(p, r)`. `D(p, r)` is defined for each value of `(p, r)` supported by the compiler, including pairs for which one value is unspecified. Attempting to access an element of the array with an index `(p, r)` not supported by the compiler is erroneous. MPI implicitly maintains a similar array of COMPLEX datatypes. For integers, there is a similar implicit array related to `selected_int_kind` and indexed by the requested number of digits `r`. Note that the predefined datatypes contained in these implicit arrays are not the same as the named MPI datatypes MPI\_REAL, etc., but a new set.

*Advice to implementors.* The above description is for explanatory purposes only. It is not expected that implementations will have such internal arrays. (*End of advice to implementors.*)

*Advice to users.* `selected_real_kind()` maps a large number of `(p,r)` pairs to a much smaller number of KIND parameters supported by the compiler. KIND parameters are not specified by the language and are not portable. From the language point of view intrinsic types of the same base type and KIND parameter are of the same type. In order to allow interoperability in a heterogeneous environment, MPI is more stringent. The corresponding MPI datatypes match if and only if they have the same `(p,r)` value (REAL and COMPLEX) or `r` value (INTEGER). Thus MPI has many more datatypes than there are fundamental language types. (*End of advice to users.*)

```
MPI_TYPE_CREATE_F90_REAL(p, r, newtype)
```

IN	<code>p</code>	precision, in decimal digits (integer)
IN	<code>r</code>	decimal exponent range (integer)
OUT	<code>newtype</code>	the requested MPI datatype (handle)

```
int MPI_Type_create_f90_real(int p, int r, MPI_Datatype *newtype)
```

```
MPI_TYPE_CREATE_F90_REAL(P, R, NEWTYPE, IERROR)
```

```
INTEGER P, R, NEWTYPE, IERROR
```

```
{static MPI::Datatype MPI::Datatype::Create_f90_real(int p, int r) (binding deprecated, see Section 15.2) }
```

This function returns a predefined MPI datatype that matches a REAL variable of KIND `selected_real_kind(p, r)`. In the model described above it returns a handle for the element `D(p, r)`. Either `p` or `r` may be omitted from calls to `selected_real_kind(p, r)`

(but not both). Analogously, either `p` or `r` may be set to `MPI_UNDEFINED`. In communication, an MPI datatype `A` returned by `MPI_TYPE_CREATE_F90_REAL` matches a datatype `B` if and only if `B` was returned by `MPI_TYPE_CREATE_F90_REAL` called with the same values for `p` and `r` or `B` is a duplicate of such a datatype. Restrictions on using the returned datatype with the “external32” data representation are given on page 521.

It is erroneous to supply values for `p` and `r` not supported by the compiler.

`MPI_TYPE_CREATE_F90_COMPLEX(p, r, newtype)`

IN	<code>p</code>	precision, in decimal digits (integer)
IN	<code>r</code>	decimal exponent range (integer)
OUT	<code>newtype</code>	the requested MPI datatype (handle)

`int MPI_Type_create_f90_complex(int p, int r, MPI_Datatype *newtype)`

`MPI_TYPE_CREATE_F90_COMPLEX(P, R, NEWTYPE, IERROR)`

INTEGER P, R, NEWTYPE, IERROR

```
{static MPI::Datatype MPI::Datatype::Create_f90_complex(int p,
    int r) (binding deprecated, see Section 15.2) }
```

This function returns a predefined MPI datatype that matches a `COMPLEX` variable of `KIND selected_real_kind(p, r)`. Either `p` or `r` may be omitted from calls to `selected_real_kind(p, r)` (but not both). Analogously, either `p` or `r` may be set to `MPI_UNDEFINED`. Matching rules for datatypes created by this function are analogous to the matching rules for datatypes created by `MPI_TYPE_CREATE_F90_REAL`. Restrictions on using the returned datatype with the “external32” data representation are given on page 521.

It is erroneous to supply values for `p` and `r` not supported by the compiler.

`MPI_TYPE_CREATE_F90_INTEGER(r, newtype)`

IN	<code>r</code>	decimal exponent range, i.e., number of decimal digits (integer)
OUT	<code>newtype</code>	the requested MPI datatype (handle)

`int MPI_Type_create_f90_integer(int r, MPI_Datatype *newtype)`

`MPI_TYPE_CREATE_F90_INTEGER(R, NEWTYPE, IERROR)`

INTEGER R, NEWTYPE, IERROR

```
{static MPI::Datatype MPI::Datatype::Create_f90_integer(int r) (binding
    deprecated, see Section 15.2) }
```

This function returns a predefined MPI datatype that matches a `INTEGER` variable of `KIND selected_int_kind(r)`. Matching rules for datatypes created by this function are analogous to the matching rules for datatypes created by `MPI_TYPE_CREATE_F90_REAL`. Restrictions on using the returned datatype with the “external32” data representation are given on page 521.

1 It is erroneous to supply a value for `r` that is not supported by the compiler.

2 Example:

```

3
4 integer      longtype, quadtype
5 integer, parameter :: long = selected_int_kind(15)
6 integer(long) ii(10)
7 real(selected_real_kind(30)) x(10)
8 call MPI_TYPE_CREATE_F90_INTEGER(15, longtype, ierror)
9 call MPI_TYPE_CREATE_F90_REAL(30, MPI_UNDEFINED, quadtype, ierror)
10 ...
11
12 call MPI_SEND(ii, 10, longtype, ...)
13 call MPI_SEND(x, 10, quadtype, ...)

```

14 *Advice to users.* The datatypes returned by the above functions are predefined  
15 datatypes. They cannot be freed; they do not need to be committed; they can be  
16 used with predefined reduction operations. There are two situations in which they  
17 behave differently syntactically, but not semantically, from the MPI named predefined  
18 datatypes.

- 20 1. `MPI_TYPE_GET_ENVELOPE` returns special combiners that allow a program to  
21 retrieve the values of `p` and `r`.
- 22 2. Because the datatypes are not named, they cannot be used as compile-time  
23 initializers or otherwise accessed before a call to one of the  
24 `MPI_TYPE_CREATE_F90_` routines.

25  
26 If a variable was declared specifying a non-default `KIND` value that was not obtained  
27 with `selected_real_kind()` or `selected_int_kind()`, the only way to obtain a  
28 matching MPI datatype is to use the size-based mechanism described in the next  
29 section.

30 (*End of advice to users.*)

31  
32 *Advice to implementors.* An application may often repeat a call to  
33 `MPI_TYPE_CREATE_F90_XXXX` with the same combination of `(XXXX,p,r)`. The appli-  
34 cation is not allowed to free the returned predefined, unnamed datatype handles. To  
35 prevent the creation of a potentially huge amount of handles, a high quality MPI imple-  
36 mentation should return the same datatype handle for the same `(REAL/COMPLEX/  
37 INTEGER,p,r)` combination. Checking for the combination `(p,r)` in the preceding call  
38 to `MPI_TYPE_CREATE_F90_XXXX` and using a hash-table to find formerly generated  
39 handles should limit the overhead of finding a previously generated datatype with  
40 same combination of `(XXXX,p,r)`. (*End of advice to implementors.*)

41  
42 *Rationale.* The `MPI_TYPE_CREATE_F90_REAL/COMPLEX/INTEGER` interface  
43 needs as input the original range and precision values to be able to define useful  
44 and compiler-independent external (Section 13.5.2 on page 459) or user-defined (Sec-  
45 tion 13.5.3 on page 460) data representations, and in order to be able to perform  
46 automatic and efficient data conversions in a heterogeneous environment. (*End of  
47 rationale.*)

We now specify how the datatypes described in this section behave when used with the “external32” external data representation described in Section 13.5.2 on page 459.

The external32 representation specifies data formats for integer and floating point values. Integer values are represented in two’s complement big-endian format. Floating point values are represented by one of three IEEE formats. These are the IEEE “Single,” “Double” and “Double Extended” formats, requiring 4, 8 and 16 bytes of storage, respectively. For the IEEE “Double Extended” formats, MPI specifies a Format Width of 16 bytes, with 15 exponent bits, bias = +10383, 112 fraction bits, and an encoding analogous to the “Double” format.

The external32 representations of the datatypes returned by MPI\_TYPE\_CREATE\_F90\_REAL/COMPLEX/INTEGER are given by the following rules.

For MPI\_TYPE\_CREATE\_F90\_REAL:

```

if      (p > 33) or (r > 4931) then  external32 representation
                                     is undefined
else if (p > 15) or (r > 307) then  external32_size = 16
else if (p > 6) or (r > 37) then   external32_size = 8
else                                     external32_size = 4

```

For MPI\_TYPE\_CREATE\_F90\_COMPLEX: twice the size as for MPI\_TYPE\_CREATE\_F90\_REAL.

For MPI\_TYPE\_CREATE\_F90\_INTEGER:

```

if      (r > 38) then  external32 representation is undefined
else if (r > 18) then  external32_size = 16
else if (r > 9) then   external32_size = 8
else if (r > 4) then   external32_size = 4
else if (r > 2) then   external32_size = 2
else                                     external32_size = 1

```

If the external32 representation of a datatype is undefined, the result of using the datatype directly or indirectly (i.e., as part of another datatype or through a duplicated datatype) in operations that require the external32 representation is undefined. These operations include MPI\_PACK\_EXTERNAL, MPI\_UNPACK\_EXTERNAL and many MPI\_FILE functions, when the “external32” data representation is used. The ranges for which the external32 representation is undefined are reserved for future standardization.

### Support for Size-specific MPI Datatypes

MPI provides named datatypes corresponding to optional Fortran 77 numeric types that contain explicit byte lengths — MPI\_REAL4, MPI\_INTEGER8, etc. This section describes a mechanism that generalizes this model to support all Fortran numeric intrinsic types.

We assume that for each **typeclass** (integer, real, complex) and each word size there is a unique machine representation. For every pair (**typeclass**, **n**) supported by a compiler, MPI must provide a named size-specific datatype. The name of this datatype is of the form MPI\_<TYPE>n in C and Fortran and of the form MPI::<TYPE>n in C++ where <TYPE> is one of REAL, INTEGER and COMPLEX, and **n** is the length in bytes of the machine representation. This datatype locally matches all variables of type (**typeclass**, **n**). The list of names for such types includes:

MPI\_REAL4

```

1  MPI_REAL8
2  MPI_REAL16
3  MPI_COMPLEX8
4  MPI_COMPLEX16
5  MPI_COMPLEX32
6  MPI_INTEGER1
7  MPI_INTEGER2
8  MPI_INTEGER4
9  MPI_INTEGER8
10 MPI_INTEGER16

```

11  
12 One datatype is required for each representation supported by the compiler. To be backward  
13 compatible with the interpretation of these types in MPI-1, we assume that the nonstandard  
14 declarations `REAL*n`, `INTEGER*n`, always create a variable whose representation is of size `n`.  
15 All these datatypes are predefined.

16 The following functions allow a user to obtain a size-specific MPI datatype for any  
17 intrinsic Fortran type.

```

18
19 MPI_SIZEOF(x, size)
20
21   IN      x                a Fortran variable of numeric intrinsic type (choice)
22   OUT     size             size of machine representation of that type (integer)
23

```

```

24 MPI_SIZEOF(X, SIZE, IERROR)
25   <type> X
26   INTEGER SIZE, IERROR
27

```

28 This function returns the size in bytes of the machine representation of the given  
29 variable. It is a generic Fortran routine and has a Fortran binding only.

30  
31 *Advice to users.* This function is similar to the C and C++ `sizeof` operator but  
32 behaves slightly differently. If given an array argument, it returns the size of the base  
33 element, not the size of the whole array. (*End of advice to users.*)

34  
35 *Rationale.* This function is not available in other languages because it would not be  
36 useful. (*End of rationale.*)

```

37
38
39 MPI_TYPE_MATCH_SIZE(typeclass, size, type)
40
41   IN      typeclass        generic type specifier (integer)
42   IN      size             size, in bytes, of representation (integer)
43   OUT     type             datatype with correct type, size (handle)
44
45 int MPI_Type_match_size(int typeclass, int size, MPI_Datatype *type)
46
47 MPI_TYPE_MATCH_SIZE(TYPECLASS, SIZE, TYPE, IERROR)
48   INTEGER TYPECLASS, SIZE, TYPE, IERROR

```

```
{static MPI::Datatype MPI::Datatype::Match_size(int typeclass,
        int size) (binding deprecated, see Section 15.2) }
```

`typeclass` is one of `MPI_TYPECLASS_REAL`, `MPI_TYPECLASS_INTEGER` and `MPI_TYPECLASS_COMPLEX`, corresponding to the desired **typeclass**. The function returns an MPI datatype matching a local variable of type (**typeclass**, **size**).

This function returns a reference (handle) to one of the predefined named datatypes, not a duplicate. This type cannot be freed. `MPI_TYPE_MATCH_SIZE` can be used to obtain a size-specific type that matches a Fortran numeric intrinsic type by first calling `MPI_SIZEOF` in order to compute the variable size, and then calling `MPI_TYPE_MATCH_SIZE` to find a suitable datatype. In C and C++, one can use the C function `sizeof()`, instead of `MPI_SIZEOF`. In addition, for variables of default kind the variable's size can be computed by a call to `MPI_TYPE_GET_EXTENT`, if the `typeclass` is known. It is erroneous to specify a size not supported by the compiler.

*Rationale.* This is a convenience function. Without it, it can be tedious to find the correct named type. See note to implementors below. (*End of rationale.*)

*Advice to implementors.* This function could be implemented as a series of tests.

```
int MPI_Type_match_size(int typeclass, int size, MPI_Datatype *rtype)
{
    switch(typeclass) {
        case MPI_TYPECLASS_REAL: switch(size) {
            case 4: *rtype = MPI_REAL4; return MPI_SUCCESS;
            case 8: *rtype = MPI_REAL8; return MPI_SUCCESS;
            default: error(...);
        }
        case MPI_TYPECLASS_INTEGER: switch(size) {
            case 4: *rtype = MPI_INTEGER4; return MPI_SUCCESS;
            case 8: *rtype = MPI_INTEGER8; return MPI_SUCCESS;
            default: error(...);
        }
        ... etc. ...
    }
}
```

(*End of advice to implementors.*)

### Communication With Size-specific Types

The usual type matching rules apply to size-specific datatypes: a value sent with datatype `MPI_<TYPE>n` can be received with this same datatype on another process. Most modern computers use 2's complement for integers and IEEE format for floating point. Thus, communication using these size-specific datatypes will not entail loss of precision or truncation errors.

*Advice to users.* Care is required when communicating in a heterogeneous environment. Consider the following code:

```

1  real(selected_real_kind(5)) x(100)
2  call MPI_SIZEOF(x, size, ierror)
3  call MPI_TYPE_MATCH_SIZE(MPI_TYPECLASS_REAL, size, xtype, ierror)
4  if (myrank .eq. 0) then
5      ... initialize x ...
6      call MPI_SEND(x, xtype, 100, 1, ...)
7  else if (myrank .eq. 1) then
8      call MPI_RECV(x, xtype, 100, 0, ...)
9  endif

```

This may not work in a heterogeneous environment if the value of `size` is not the same on process 1 and process 0. There should be no problem in a homogeneous environment. To communicate in a heterogeneous environment, there are at least four options. The first is to declare variables of default type and use the MPI datatypes for these types, e.g., declare a variable of type `REAL` and use `MPI_REAL`. The second is to use `selected_real_kind` or `selected_int_kind` and with the functions of the previous section. The third is to declare a variable that is known to be the same size on all architectures (e.g., `selected_real_kind(12)` on almost all compilers will result in an 8-byte representation). The fourth is to carefully check representation size before communication. This may require explicit conversion to a variable of size that can be communicated and handshaking between sender and receiver to agree on a size.

Note finally that using the “external32” representation for I/O requires explicit attention to the representation sizes. Consider the following code:

```

23  real(selected_real_kind(5)) x(100)
24  call MPI_SIZEOF(x, size, ierror)
25  call MPI_TYPE_MATCH_SIZE(MPI_TYPECLASS_REAL, size, xtype, ierror)
26
27  if (myrank .eq. 0) then
28      call MPI_FILE_OPEN(MPI_COMM_SELF, 'foo',          &
29                          MPI_MODE_CREATE+MPI_MODE_WRONLY, &
30                          MPI_INFO_NULL, fh, ierror)
31      call MPI_FILE_SET_VIEW(fh, 0, xtype, xtype, 'external32', &
32                          MPI_INFO_NULL, ierror)
33      call MPI_FILE_WRITE(fh, x, 100, xtype, status, ierror)
34      call MPI_FILE_CLOSE(fh, ierror)
35  endif
36
37  call MPI_BARRIER(MPI_COMM_WORLD, ierror)
38
39  if (myrank .eq. 1) then
40      call MPI_FILE_OPEN(MPI_COMM_SELF, 'foo', MPI_MODE_RDONLY, &
41                          MPI_INFO_NULL, fh, ierror)
42      call MPI_FILE_SET_VIEW(fh, 0, xtype, xtype, 'external32', &
43                          MPI_INFO_NULL, ierror)
44      call MPI_FILE_WRITE(fh, x, 100, xtype, status, ierror)
45      call MPI_FILE_CLOSE(fh, ierror)
46
47
48

```



```
endif
```

If processes 0 and 1 are on different machines, this code may not work as expected if the size is different on the two machines. (*End of advice to users.*)

## 16.3 Language Interoperability

### 16.3.1 Introduction

It is not uncommon for library developers to use one language to develop an applications library that may be called by an application program written in a different language. MPI currently supports ISO (previously ANSI) C, C++, and Fortran bindings. It should be possible for applications in any of the supported languages to call MPI-related functions in another language.

Moreover, MPI allows the development of client-server code, with MPI communication used between a parallel client and a parallel server. It should be possible to code the server in one language and the clients in another language. To do so, communications should be possible between applications written in different languages.

There are several issues that need to be addressed in order to achieve interoperability.

**Initialization** We need to specify how the MPI environment is initialized for all languages.

**Interlanguage passing of MPI opaque objects** We need to specify how MPI object handles are passed between languages. We also need to specify what happens when an MPI object is accessed in one language, to retrieve information (e.g., attributes) set in another language.

**Interlanguage communication** We need to specify how messages sent in one language can be received in another language.

It is highly desirable that the solution for interlanguage interoperability be extendable to new languages, should MPI bindings be defined for such languages.

### 16.3.2 Assumptions

We assume that conventions exist for programs written in one language to call routines written in another language. These conventions specify how to link routines in different languages into one program, how to call functions in a different language, how to pass arguments between languages, and the correspondence between basic data types in different languages. In general, these conventions will be implementation dependent. Furthermore, not every basic datatype may have a matching type in other languages. For example, C/C++ character strings may not be compatible with Fortran CHARACTER variables. However, we assume that a Fortran INTEGER, as well as a (sequence associated) Fortran array of INTEGERS, can be passed to a C or C++ program. We also assume that Fortran, C, and C++ have address-sized integers. This does not mean that the default-size integers are the same size as default-sized pointers, but only that there is some way to hold (and pass) a C address in a Fortran integer. It is also assumed that INTEGER(KIND=MPI\_OFFSET\_KIND) can be passed from Fortran to C as MPI\_Offset.

### 16.3.3 Initialization

A call to `MPI_INIT` or `MPI_INIT_THREAD`, from any language, initializes MPI for execution in all languages.

*Advice to users.* Certain implementations use the (inout) `argc`, `argv` arguments of the C/C++ version of `MPI_INIT` in order to propagate values for `argc` and `argv` to all executing processes. Use of the Fortran version of `MPI_INIT` to initialize MPI may result in a loss of this ability. (*End of advice to users.*)

The function `MPI_INITIALIZED` returns the same answer in all languages.

The function `MPI_FINALIZE` finalizes the MPI environments for all languages.

The function `MPI_FINALIZED` returns the same answer in all languages.

The function `MPI_ABORT` kills processes, irrespective of the language used by the caller or by the processes killed.

The MPI environment is initialized in the same manner for all languages by `MPI_INIT`. E.g., `MPI_COMM_WORLD` carries the same information regardless of language: same processes, same environmental attributes, same error handlers.

Information can be added to info objects in one language and retrieved in another.

*Advice to users.* The use of several languages in one MPI program may require the use of special options at compile and/or link time. (*End of advice to users.*)

*Advice to implementors.* Implementations may selectively link language specific MPI libraries only to codes that need them, so as not to increase the size of binaries for codes that use only one language. The MPI initialization code need perform initialization for a language only if that language library is loaded. (*End of advice to implementors.*)

### 16.3.4 Transfer of Handles

Handles are passed between Fortran and C or C++ by using an explicit C wrapper to convert Fortran handles to C handles. There is no direct access to C or C++ handles in Fortran. Handles are passed between C and C++ using overloaded C++ operators called from C++ code. There is no direct access to C++ objects from C.

The type definition `MPI_Fint` is provided in C/C++ for an integer of the size that matches a Fortran `INTEGER`; usually, `MPI_Fint` will be equivalent to `int`.

The following functions are provided in C to convert from a Fortran communicator handle (which is an integer) to a C communicator handle, and vice versa. See also Section 2.6.5 on page 21.

```
MPI_Comm MPI_Comm_f2c(MPI_Fint comm)
```

If `comm` is a valid Fortran handle to a communicator, then `MPI_Comm_f2c` returns a valid C handle to that same communicator; if `comm = MPI_COMM_NULL` (Fortran value), then `MPI_Comm_f2c` returns a null C handle; if `comm` is an invalid Fortran handle, then `MPI_Comm_f2c` returns an invalid C handle.

```
MPI_Fint MPI_Comm_c2f(MPI_Comm comm)
```

The function `MPI_Comm_c2f` translates a C communicator handle into a Fortran handle to the same communicator; it maps a null handle into a null handle and an invalid handle into an invalid handle.

Similar functions are provided for the other types of opaque objects.

```

MPI_Datatype MPI_Type_f2c(MPI_Fint datatype)
MPI_Fint MPI_Type_c2f(MPI_Datatype datatype)
MPI_Group MPI_Group_f2c(MPI_Fint group)
MPI_Fint MPI_Group_c2f(MPI_Group group)
MPI_Request MPI_Request_f2c(MPI_Fint request)
MPI_Fint MPI_Request_c2f(MPI_Request request)
MPI_File MPI_File_f2c(MPI_Fint file)
MPI_Fint MPI_File_c2f(MPI_File file)
MPI_Win MPI_Win_f2c(MPI_Fint win)
MPI_Fint MPI_Win_c2f(MPI_Win win)
MPI_Op MPI_Op_f2c(MPI_Fint op)
MPI_Fint MPI_Op_c2f(MPI_Op op)
MPI_Info MPI_Info_f2c(MPI_Fint info)
MPI_Fint MPI_Info_c2f(MPI_Info info)
MPI_Errhandler MPI_Errhandler_f2c(MPI_Fint errhandler)
MPI_Fint MPI_Errhandler_c2f(MPI_Errhandler errhandler)

```

**Example 16.13** The example below illustrates how the Fortran MPI function `MPI_TYPE_COMMIT` can be implemented by wrapping the C MPI function `MPI_Type_commit` with a C wrapper to do handle conversions. In this example a Fortran-C interface is assumed where a Fortran function is all upper case when referred to from C and arguments are passed by addresses.

```

! FORTRAN PROCEDURE
SUBROUTINE MPI_TYPE_COMMIT( DATATYPE, IERR)
INTEGER DATATYPE, IERR
CALL MPI_X_TYPE_COMMIT(DATATYPE, IERR)
RETURN
END

/* C wrapper */

void MPI_X_TYPE_COMMIT( MPI_Fint *f_handle, MPI_Fint *ierr)
{
    MPI_Datatype datatype;

    datatype = MPI_Type_f2c( *f_handle);
    *ierr = (MPI_Fint)MPI_Type_commit( &datatype);
}

```

```

1     *f_handle = MPI_Type_c2f(datatype);
2     return;
3 }

```

The same approach can be used for all other MPI functions. The call to `MPI_xxx_f2c` (resp. `MPI_xxx_c2f`) can be omitted when the handle is an OUT (resp. IN) argument, rather than INOUT.

*Rationale.* The design here provides a convenient solution for the prevalent case, where a C wrapper is used to allow Fortran code to call a C library, or C code to call a Fortran library. The use of C wrappers is much more likely than the use of Fortran wrappers, because it is much more likely that a variable of type `INTEGER` can be passed to C, than a C handle can be passed to Fortran.

Returning the converted value as a function value rather than through the argument list allows the generation of efficient inlined code when these functions are simple (e.g., the identity). The conversion function in the wrapper does not catch an invalid handle argument. Instead, an invalid handle is passed below to the library function, which, presumably, checks its input arguments. (*End of rationale.*)

**C and C++** The C++ language interface provides the functions listed below for mixed-language interoperability. The token `<CLASS>` is used below to indicate any valid MPI opaque handle name (e.g., `Group`), except where noted. For the case where the C++ class corresponding to `<CLASS>` has derived classes, functions are also provided for converting between the derived classes and the C `MPI_<CLASS>`.

The following function allows assignment from a C MPI handle to a C++ MPI handle.

```
MPI::<CLASS>& MPI::<CLASS>::operator=(const MPI_<CLASS>& data)
```

The constructor below creates a C++ MPI object from a C MPI handle. This allows the automatic promotion of a C MPI handle to a C++ MPI handle.

```
MPI::<CLASS>::<CLASS>(const MPI_<CLASS>& data)
```

**Example 16.14** In order for a C program to use a C++ library, the C++ library must export a C interface that provides appropriate conversions before invoking the underlying C++ library call. This example shows a C interface function that invokes a C++ library call with a C communicator; the communicator is automatically promoted to a C++ handle when the underlying C++ function is invoked.

```

39 // C++ library function prototype
40 void cpp_lib_call(MPI::Comm cpp_comm);
41
42 // Exported C function prototype
43 extern "C" {
44     void c_interface(MPI_Comm c_comm);
45 }
46
47 void c_interface(MPI_Comm c_comm)
48 {

```

```

// the MPI_Comm (c_comm) is automatically promoted to MPI::Comm
cpp_lib_call(c_comm);
}

```

The following function allows conversion from C++ objects to C MPI handles. In this case, the casting operator is overloaded to provide the functionality.

```
MPI::<CLASS>::operator MPI_<CLASS>() const
```

**Example 16.15** A C library routine is called from a C++ program. The C library routine is prototyped to take an MPI\_Comm as an argument.

```

// C function prototype
extern "C" {
    void c_lib_call(MPI_Comm c_comm);
}

void cpp_function()
{
    // Create a C++ communicator, and initialize it with a dup of
    // MPI::COMM_WORLD
    MPI::Intracomm cpp_comm(MPI::COMM_WORLD.Dup());
    c_lib_call(cpp_comm);
}

```

*Rationale.* Providing conversion from C to C++ via constructors and from C++ to C via casting allows the compiler to make automatic conversions. Calling C from C++ becomes trivial, as does the provision of a C or Fortran interface to a C++ library. (*End of rationale.*)

*Advice to users.* Note that the casting and promotion operators return new handles by value. Using these new handles as INOUT parameters will affect the internal MPI object, but will *not* affect the original handle from which it was cast. (*End of advice to users.*)

It is important to note that all C++ objects with corresponding C handles can be used interchangeably by an application. For example, an application can cache an attribute on MPI\_COMM\_WORLD and later retrieve it from MPI::COMM\_WORLD.

### 16.3.5 Status

The following two procedures are provided in C to convert from a Fortran status (which is an array of integers) to a C status (which is a structure), and vice versa. The conversion occurs on all the information in status, including that which is hidden. That is, no status information is lost in the conversion.

```
int MPI_Status_f2c(MPI_Fint *f_status, MPI_Status *c_status)
```

If f\_status is a valid Fortran status, but not the Fortran value of MPI\_STATUS\_IGNORE or MPI\_STATUSES\_IGNORE, then MPI\_Status\_f2c returns in c\_status a valid C status with

1 the same content. If `f_status` is the Fortran value of `MPI_STATUS_IGNORE` or  
 2 `MPI_STATUSES_IGNORE`, or if `f_status` is not a valid Fortran status, then the call is erroneous.

3 The C status has the same source, tag and error code values as the Fortran status,  
 4 and returns the same answers when queried for count, elements, and cancellation. The  
 5 conversion function may be called with a Fortran status argument that has an undefined  
 6 error field, in which case the value of the error field in the C status argument is undefined.

7 Two global variables of type `MPI_Fint*`, `MPI_F_STATUS_IGNORE` and  
 8 `MPI_F_STATUSES_IGNORE` are declared in `mpi.h`. They can be used to test, in C, whether  
 9 `f_status` is the Fortran value of `MPI_STATUS_IGNORE` or `MPI_STATUSES_IGNORE`, respec-  
 10 tively. These are global variables, not C constant expressions and cannot be used in places  
 11 where C requires constant expressions. Their value is defined only between the calls to  
 12 `MPI_INIT` and `MPI_FINALIZE` and should not be changed by user code.

13 To do the conversion in the other direction, we have the following:

```
14 int MPI_Status_c2f(MPI_Status *c_status, MPI_Fint *f_status)
```

15  
 16 This call converts a C status into a Fortran status, and has a behavior similar to  
 17 `MPI_Status_f2c`. That is, the value of `c_status` must not be either `MPI_STATUS_IGNORE` or  
 18 `MPI_STATUSES_IGNORE`.

19  
 20 *Advice to users.* There is not a separate conversion function for arrays of statuses,  
 21 since one can simply loop through the array, converting each status. (*End of advice*  
 22 *to users.*)

23  
 24 *Rationale.* The handling of `MPI_STATUS_IGNORE` is required in order to layer libraries  
 25 with only a C wrapper: if the Fortran call has passed `MPI_STATUS_IGNORE`, then the  
 26 C wrapper must handle this correctly. Note that this constant need not have the  
 27 same value in Fortran and C. If `MPI_Status_f2c` were to handle `MPI_STATUS_IGNORE`,  
 28 then the type of its result would have to be `MPI_Status**`, which was considered an  
 29 inferior solution. (*End of rationale.*)

### 30 31 16.3.6 MPI Opaque Objects

32 Unless said otherwise, opaque objects are “the same” in all languages: they carry the same  
 33 information, and have the same meaning in both languages. The mechanism described  
 34 in the previous section can be used to pass references to MPI objects from language to  
 35 language. An object created in one language can be accessed, modified or freed in another  
 36 language.

37 We examine below in more detail, issues that arise for each type of MPI object.

#### 38 39 Datatypes

40  
 41 Datatypes encode the same information in all languages. E.g., a datatype accessor like  
 42 `MPI_TYPE_GET_EXTENT` will return the same information in all languages. If a datatype  
 43 defined in one language is used for a communication call in another language, then the  
 44 message sent will be identical to the message that would be sent from the first language:  
 45 the same communication buffer is accessed, and the same representation conversion is per-  
 46 formed, if needed. All predefined datatypes can be used in datatype constructors in any  
 47 language. If a datatype is committed, it can be used for communication in any language.

The function `MPI_GET_ADDRESS` returns the same value in all languages. Note that we do not require that the constant `MPI_BOTTOM` have the same value in all languages (see 16.3.9, page 537).

### Example 16.16

```

! FORTRAN CODE
REAL R(5)
INTEGER TYPE, IERR, AOBLEN(1), AOTYPE(1)
INTEGER (KIND=MPI_ADDRESS_KIND) AODISP(1)

! create an absolute datatype for array R
AOBLEN(1) = 5
CALL MPI_GET_ADDRESS( R, AODISP(1), IERR)
AOTYPE(1) = MPI_REAL
CALL MPI_TYPE_CREATE_STRUCT(1, AOBLEN,AODISP,AOTYPE, TYPE, IERR)
CALL C_ROUTINE(TYPE)

/* C code */

void C_ROUTINE(MPI_Fint *ftype)
{
    int count = 5;
    int lens[2] = {1,1};
    MPI_Aint displs[2];
    MPI_Datatype types[2], newtype;

    /* create an absolute datatype for buffer that consists
    /* of count, followed by R(5)

    MPI_Get_address(&count, &displs[0]);
    displs[1] = 0;
    types[0] = MPI_INT;
    types[1] = MPI_Type_f2c(*ftype);
    MPI_Type_create_struct(2, lens, displs, types, &newtype);
    MPI_Type_commit(&newtype);

    MPI_Send(MPI_BOTTOM, 1, newtype, 1, 0, MPI_COMM_WORLD);
    /* the message sent contains an int count of 5, followed
    /* by the 5 REAL entries of the Fortran array R.

}

```

*Advice to implementors.* The following implementation can be used: MPI addresses, as returned by `MPI_GET_ADDRESS`, will have the same value in all languages. One obvious choice is that MPI addresses be identical to regular addresses. The address is stored in the datatype, when datatypes with absolute addresses are constructed. When a send or receive operation is performed, then addresses stored in a datatype are interpreted as displacements that are all augmented by a base address. This base address is (the address of) `buf`, or zero, if `buf = MPI_BOTTOM`. Thus, if `MPI_BOTTOM`

1 is zero then a send or receive call with `buf = MPI_BOTTOM` is implemented exactly  
 2 as a call with a regular buffer argument: in both cases the base address is `buf`. On the  
 3 other hand, if `MPI_BOTTOM` is not zero, then the implementation has to be slightly  
 4 different. A test is performed to check whether `buf = MPI_BOTTOM`. If true, then  
 5 the base address is zero, otherwise it is `buf`. In particular, if `MPI_BOTTOM` does  
 6 not have the same value in Fortran and C/C++, then an additional test for `buf =`  
 7 `MPI_BOTTOM` is needed in at least one of the languages.

8 It may be desirable to use a value other than zero for `MPI_BOTTOM` even in C/C++,  
 9 so as to distinguish it from a `NULL` pointer. If `MPI_BOTTOM = c` then one can still  
 10 avoid the test `buf = MPI_BOTTOM`, by using the displacement from `MPI_BOTTOM`,  
 11 i.e., the regular address - `c`, as the MPI address returned by `MPI_GET_ADDRESS` and  
 12 stored in absolute datatypes. (*End of advice to implementors.*)  
 13

### 14 Callback Functions

15  
 16 MPI calls may associate callback functions with MPI objects: error handlers are associ-  
 17 ated with communicators and files, attribute copy and delete functions are associated with  
 18 attribute keys, reduce operations are associated with operation objects, etc. In a multilan-  
 19 guage environment, a function passed in an MPI call in one language may be invoked by an  
 20 MPI call in another language. MPI implementations must make sure that such invocation  
 21 will use the calling convention of the language the function is bound to.  
 22

23 *Advice to implementors.* Callback functions need to have a language tag. This  
 24 tag is set when the callback function is passed in by the library function (which is  
 25 presumably different for each language), and is used to generate the right calling  
 26 sequence when the callback function is invoked. (*End of advice to implementors.*)  
 27

### 28 Error Handlers

29  
 30 *Advice to implementors.* Error handlers, have, in C and C++, a “`stdargs`” argu-  
 31 ment list. It might be useful to provide to the handler information on the language  
 32 environment where the error occurred. (*End of advice to implementors.*)  
 33

### 34 Reduce Operations

35  
 36 *Advice to users.* Reduce operations receive as one of their arguments the datatype  
 37 of the operands. Thus, one can define “polymorphic” reduce operations that work for  
 38 C, C++, and Fortran datatypes. (*End of advice to users.*)  
 39

### 40 Addresses

41  
 42 Some of the datatype accessors and constructors have arguments of type `MPI_Aint` (in C)  
 43 or `MPI::Aint` in C++, to hold addresses. The corresponding arguments, in Fortran, have  
 44 type `INTEGER`. This causes Fortran and C/C++ to be incompatible, in an environment  
 45 where addresses have 64 bits, but Fortran `INTEGER`s have 32 bits.

46 This is a problem, irrespective of interlanguage issues. Suppose that a Fortran pro-  
 47 cess has an address space of  $\geq 4$  GB. What should be the value returned in Fortran by  
 48 `MPI_ADDRESS`, for a variable with an address above  $2^{32}$ ? The design described here ad-  
 dresses this issue, while maintaining compatibility with current Fortran codes.



The constant `MPI_ADDRESS_KIND` is defined so that, in Fortran 90, `INTEGER(KIND=MPI_ADDRESS_KIND)` is an address sized integer type (typically, but not necessarily, the size of an `INTEGER(KIND=MPI_ADDRESS_KIND)` is 4 on 32 bit address machines and 8 on 64 bit address machines). Similarly, the constant `MPI_INTEGER_KIND` is defined so that `INTEGER(KIND=MPI_INTEGER_KIND)` is a default size `INTEGER`.

There are seven functions that have address arguments: `MPI_TYPE_HVECTOR`, `MPI_TYPE_HINDEXED`, `MPI_TYPE_STRUCT`, `MPI_ADDRESS`, `MPI_TYPE_EXTENT`, `MPI_TYPE_LB` and `MPI_TYPE_UB`.

Four new functions are provided to supplement the first four functions in this list. These functions are described in Section 4.1.1 on page 81. The remaining three functions are supplemented by the new function `MPI_TYPE_GET_EXTENT`, described in that same section. The new functions have the same functionality as the old functions in C/C++, or on Fortran systems where default `INTEGER`s are address sized. In Fortran, they accept arguments of type `INTEGER(KIND=MPI_ADDRESS_KIND)`, wherever arguments of type `MPI_Aint` and `MPI::Aint` are used in C and C++. On Fortran 77 systems that do not support the Fortran 90 `KIND` notation, and where addresses are 64 bits whereas default `INTEGER`s are 32 bits, these arguments will be of an appropriate integer type. The old functions will continue to be provided, for backward compatibility. However, users are encouraged to switch to the new functions, in Fortran, so as to avoid problems on systems with an address range  $> 2^{32}$ , and to provide compatibility across languages.

### 16.3.7 Attributes

Attribute keys can be allocated in one language and freed in another. Similarly, attribute values can be set in one language and accessed in another. To achieve this, attribute keys will be allocated in an integer range that is valid all languages. The same holds true for system-defined attribute values (such as `MPI_TAG_UB`, `MPI_WTIME_IS_GLOBAL`, etc.)

Attribute keys declared in one language are associated with copy and delete functions in that language (the functions provided by the `MPI_{TYPE,COMM,WIN}_CREATE_KEYVAL` call). When a communicator is duplicated, for each attribute, the corresponding copy function is called, using the right calling convention for the language of that function; and similarly, for the delete callback function.

*Advice to implementors.* This requires that attributes be tagged either as “C,” “C++” or “Fortran,” and that the language tag be checked in order to use the right calling convention for the callback function. (*End of advice to implementors.*)

The attribute manipulation functions described in Section 6.7 on page 249 define attributes arguments to be of type `void*` in C, and of type `INTEGER`, in Fortran. On some systems, `INTEGER`s will have 32 bits, while C/C++ pointers will have 64 bits. This is a problem if communicator attributes are used to move information from a Fortran caller to a C/C++ callee, or vice-versa.

MPI behaves as if it stores, internally, address sized attributes. If Fortran `INTEGER`s are smaller, then the Fortran function `MPI_ATTR_GET` will return the least significant part of the attribute word; the Fortran function `MPI_ATTR_PUT` will set the least significant part of the attribute word, which will be sign extended to the entire word. (These two functions may be invoked explicitly by user code, or implicitly, by attribute copying callback functions.)

As for addresses, new functions are provided that manipulate Fortran address sized attributes, and have the same functionality as the old functions in C/C++. These functions are described in Section 6.7, page 249. Users are encouraged to use these new functions.

MPI supports two types of attributes: address-valued (pointer) attributes, and integer valued attributes. C and C++ attribute functions put and get address valued attributes. Fortran attribute functions put and get integer valued attributes. When an integer valued attribute is accessed from C or C++, then `MPI_xxx_get_attr` will return the address of (a pointer to) the integer valued attribute, which is a pointer to `MPI_Aint` if the attribute was stored with Fortran `MPI_xxx_SET_ATTR`, and a pointer to `int` if it was stored with the deprecated Fortran `MPI_ATTR_PUT`. When an address valued attribute is accessed from Fortran, then `MPI_xxx_GET_ATTR` will convert the address into an integer and return the result of this conversion. This conversion is lossless if new style attribute functions are used, and an integer of kind `MPI_ADDRESS_KIND` is returned. The conversion may cause truncation if deprecated attribute functions are used. In C, the deprecated routines `MPI_Attr_put` and `MPI_Attr_get` behave identical to `MPI_Comm_set_attr` and `MPI_Comm_get_attr`.

### Example 16.17

#### A. Setting an attribute value in C

```
int set_val = 3;
struct foo set_struct;

/* Set a value that is a pointer to an int */
MPI_Comm_set_attr(MPI_COMM_WORLD, keyval1, &set_val);
/* Set a value that is a pointer to a struct */
MPI_Comm_set_attr(MPI_COMM_WORLD, keyval2, &set_struct);
/* Set an integer value */
MPI_Comm_set_attr(MPI_COMM_WORLD, keyval3, (void *) 17);
```

#### B. Reading the attribute value in C

```
int flag, *get_val;
struct foo *get_struct;

/* Upon successful return, get_val == &set_val
   (and therefore *get_val == 3) */
MPI_Comm_get_attr(MPI_COMM_WORLD, keyval1, &get_val, &flag);
/* Upon successful return, get_struct == &set_struct */
MPI_Comm_get_attr(MPI_COMM_WORLD, keyval2, &get_struct, &flag);
/* Upon successful return, get_val == (void*) 17 */
/*      i.e., (MPI_Aint) get_val == 17 */
MPI_Comm_get_attr(MPI_COMM_WORLD, keyval3, &get_val, &flag);
```

#### C. Reading the attribute value with (deprecated) Fortran MPI-1 calls

```

LOGICAL FLAG
INTEGER IERR, GET_VAL, GET_STRUCT

! Upon successful return, GET_VAL == &set_val, possibly truncated
CALL MPI_ATTR_GET(MPI_COMM_WORLD, KEYVAL1, GET_VAL, FLAG, IERR)
! Upon successful return, GET_STRUCT == &set_struct, possibly truncated
CALL MPI_ATTR_GET(MPI_COMM_WORLD, KEYVAL2, GET_STRUCT, FLAG, IERR)
! Upon successful return, GET_VAL == 17
CALL MPI_ATTR_GET(MPI_COMM_WORLD, KEYVAL3, GET_VAL, FLAG, IERR)

```

D. Reading the attribute value with Fortran MPI-2 calls

```

LOGICAL FLAG
INTEGER IERR
INTEGER (KIND=MPI_ADDRESS_KIND) GET_VAL, GET_STRUCT

! Upon successful return, GET_VAL == &set_val
CALL MPI_COMM_GET_ATTR(MPI_COMM_WORLD, KEYVAL1, GET_VAL, FLAG, IERR)
! Upon successful return, GET_STRUCT == &set_struct
CALL MPI_COMM_GET_ATTR(MPI_COMM_WORLD, KEYVAL2, GET_STRUCT, FLAG, IERR)
! Upon successful return, GET_VAL == 17
CALL MPI_COMM_GET_ATTR(MPI_COMM_WORLD, KEYVAL3, GET_VAL, FLAG, IERR)

```

### Example 16.18

A. Setting an attribute value with the (deprecated) Fortran MPI-1 call

```

INTEGER IERR, VAL
VAL = 7
CALL MPI_ATTR_PUT(MPI_COMM_WORLD, KEYVAL, VAL, IERR)

```

B. Reading the attribute value in C

```

int flag;
int *value;

/* Upon successful return, value points to internal MPI storage and
   *value == (int) 7 */
MPI_Comm_get_attr(MPI_COMM_WORLD, keyval, &value, &flag);

```

C. Reading the attribute value with (deprecated) Fortran MPI-1 calls

```

LOGICAL FLAG
INTEGER IERR, VALUE

! Upon successful return, VALUE == 7
CALL MPI_ATTR_GET(MPI_COMM_WORLD, KEYVAL, VALUE, FLAG, IERR)

```

D. Reading the attribute value with Fortran MPI-2 calls

```

1 LOGICAL FLAG
2 INTEGER IERR
3 INTEGER (KIND=MPI_ADDRESS_KIND) VALUE
4
5 ! Upon successful return, VALUE == 7 (sign extended)
6 CALL MPI_COMM_GET_ATTR(MPI_COMM_WORLD, KEYVAL, VALUE, FLAG, IERR)
7

```

**Example 16.19** A. Setting an attribute value via a Fortran MPI-2 call

```

8
9
10 INTEGER IERR
11 INTEGER(KIND=MPI_ADDRESS_KIND) VALUE1
12 INTEGER(KIND=MPI_ADDRESS_KIND) VALUE2
13 VALUE1 = 42
14 VALUE2 = INT(2, KIND=MPI_ADDRESS_KIND) ** 40
15
16 CALL MPI_COMM_SET_ATTR(MPI_COMM_WORLD, KEYVAL1, VALUE1, IERR)
17 CALL MPI_COMM_SET_ATTR(MPI_COMM_WORLD, KEYVAL2, VALUE2, IERR)
18

```

B. Reading the attribute value in C

```

19
20 int flag;
21 MPI_Aint *value1, *value2;
22
23 /* Upon successful return, value1 points to internal MPI storage and
24    *value1 == 42 */
25 MPI_Comm_get_attr(MPI_COMM_WORLD, keyval1, &value1, &flag);
26 /* Upon successful return, value2 points to internal MPI storage and
27    *value2 == 2^40 */
28 MPI_Comm_get_attr(MPI_COMM_WORLD, keyval2, &value2, &flag);
29

```

C. Reading the attribute value with (deprecated) Fortran MPI-1 calls

```

30
31 LOGICAL FLAG
32 INTEGER IERR, VALUE1, VALUE2
33
34 ! Upon successful return, VALUE1 == 42
35 CALL MPI_ATTR_GET(MPI_COMM_WORLD, KEYVAL1, VALUE1, FLAG, IERR)
36 ! Upon successful return, VALUE2 == 2^40, or 0 if truncation
37 ! needed (i.e., the least significant part of the attribute word)
38 CALL MPI_ATTR_GET(MPI_COMM_WORLD, KEYVAL2, VALUE2, FLAG, IERR)
39

```

D. Reading the attribute value with Fortran MPI-2 calls

```

40
41 LOGICAL FLAG
42 INTEGER IERR
43 INTEGER (KIND=MPI_ADDRESS_KIND) VALUE1, VALUE2
44
45 ! Upon successful return, VALUE1 == 42
46 CALL MPI_COMM_GET_ATTR(MPI_COMM_WORLD, KEYVAL1, VALUE1, FLAG, IERR)
47 ! Upon successful return, VALUE2 == 2^40
48 CALL MPI_COMM_GET_ATTR(MPI_COMM_WORLD, KEYVAL2, VALUE2, FLAG, IERR)

```

The predefined MPI attributes can be integer valued or address valued. Predefined integer valued attributes, such as `MPI_TAG_UB`, behave as if they were put by a call to the deprecated Fortran routine `MPI_ATTR_PUT`, i.e., in Fortran, `MPI_COMM_GET_ATTR(MPI_COMM_WORLD, MPI_TAG_UB, val, flag, ierr)` will return in `val` the upper bound for tag value; in C, `MPI_Comm_get_attr(MPI_COMM_WORLD, MPI_TAG_UB, &p, &flag)` will return in `p` a pointer to an int containing the upper bound for tag value.

Address valued predefined attributes, such as `MPI_WIN_BASE` behave as if they were put by a C call, i.e., in Fortran, `MPI_WIN_GET_ATTR(win, MPI_WIN_BASE, val, flag, ierr)` will return in `val` the base address of the window, converted to an integer. In C, `MPI_Win_get_attr(win, MPI_WIN_BASE, &p, &flag)` will return in `p` a pointer to the window base, cast to `(void *)`.

*Rationale.* The design is consistent with the behavior specified for predefined attributes, and ensures that no information is lost when attributes are passed from language to language. Because the language interoperability for predefined attributes was defined based on `MPI_ATTR_PUT`, this definition is kept for compatibility reasons although the routine itself is now deprecated. (*End of rationale.*)

*Advice to implementors.* Implementations should tag attributes either as (1) address attributes, (2) as `INTEGER(KIND=MPI_ADDRESS_KIND)` attributes or (3) as `INTEGER` attributes, according to whether they were set in (1) C (with `MPI_Attr_put` or `MPI Xxx_set_attr`), (2) in Fortran with `MPI_XXX_SET_ATTR` or (3) with the deprecated Fortran routine `MPI_ATTR_PUT`. Thus, the right choice can be made when the attribute is retrieved. (*End of advice to implementors.*)

### 16.3.8 Extra State

Extra-state should not be modified by the copy or delete callback functions. (This is obvious from the C binding, but not obvious from the Fortran binding). However, these functions may update state that is indirectly accessed via extra-state. E.g., in C, extra-state can be a pointer to a data structure that is modified by the copy or callback functions; in Fortran, extra-state can be an index into an entry in a `COMMON` array that is modified by the copy or callback functions. In a multithreaded environment, users should be aware that distinct threads may invoke the same callback function concurrently: if this function modifies state associated with extra-state, then mutual exclusion code must be used to protect updates and accesses to the shared state.

### 16.3.9 Constants

MPI constants have the same value in all languages, unless specified otherwise. This does not apply to constant handles (`MPI_INT`, `MPI_COMM_WORLD`, `MPI_ERRORS_RETURN`, `MPI_SUM`, etc.) These handles need to be converted, as explained in Section 16.3.4. Constants that specify maximum lengths of strings (see Section A.1.1 for a listing) have a value one less in Fortran than C/C++ since in C/C++ the length includes the null terminating character. Thus, these constants represent the amount of space which must be allocated to hold the largest possible such string, rather than the maximum number of printable characters the string could contain.

1 *Advice to users.* This definition means that it is safe in C/C++ to allocate a buffer  
 2 to receive a string using a declaration like

```
3
4     char name [MPI_MAX_OBJECT_NAME];
```

5  
 6 (*End of advice to users.*)

7 Also constant “addresses,” i.e., special values for reference arguments that are not han-  
 8 dles, such as MPI\_BOTTOM or MPI\_STATUS\_IGNORE may have different values in different  
 9 languages.

10  
 11 *Rationale.* The current MPI standard specifies that MPI\_BOTTOM can be used in  
 12 initialization expressions in C, but not in Fortran. Since Fortran does not normally  
 13 support call by value, then MPI\_BOTTOM must be in Fortran the name of a predefined  
 14 static variable, e.g., a variable in an MPI declared COMMON block. On the other hand,  
 15 in C, it is natural to take MPI\_BOTTOM = 0 (Caveat: Defining MPI\_BOTTOM = 0  
 16 implies that NULL pointer cannot be distinguished from MPI\_BOTTOM; it may be that  
 17 MPI\_BOTTOM = 1 is better ...) Requiring that the Fortran and C values be the same  
 18 will complicate the initialization process. (*End of rationale.*)

### 20 16.3.10 Interlanguage Communication

21 The type matching rules for communications in MPI are not changed: the datatype specifi-  
 22 cation for each item sent should match, in type signature, the datatype specification used to  
 23 receive this item (unless one of the types is MPI\_PACKED). Also, the type of a message item  
 24 should match the type declaration for the corresponding communication buffer location,  
 25 unless the type is MPI\_BYTE or MPI\_PACKED. Interlanguage communication is allowed if it  
 26 complies with these rules.

27  
 28 **Example 16.20** In the example below, a Fortran array is sent from Fortran and received  
 29 in C.

```
30
31 ! FORTRAN CODE
32 REAL R(5)
33 INTEGER TYPE, IERR, MYRANK, AOBLLEN(1), AOTYPE(1)
34 INTEGER (KIND=MPI_ADDRESS_KIND) AODISP(1)
35
36 ! create an absolute datatype for array R
37 AOBLLEN(1) = 5
38 CALL MPI_GET_ADDRESS( R, AODISP(1), IERR)
39 AOTYPE(1) = MPI_REAL
40 CALL MPI_TYPE_CREATE_STRUCT(1, AOBLLEN,AODISP,AOTYPE, TYPE, IERR)
41 CALL MPI_TYPE_COMMIT(TYPE, IERR)
42
43 CALL MPI_COMM_RANK( MPI_COMM_WORLD, MYRANK, IERR)
44 IF (MYRANK.EQ.0) THEN
45     CALL MPI_SEND( MPI_BOTTOM, 1, TYPE, 1, 0, MPI_COMM_WORLD, IERR)
46 ELSE
47     CALL C_ROUTINE(TYPE)
48 END IF
```

```
/* C code */  
  
void C_ROUTINE(MPI_Fint *fhandle)  
{  
    MPI_Datatype type;  
    MPI_Status status;  
  
    type = MPI_Type_f2c(*fhandle);  
  
    MPI_Recv( MPI_BOTTOM, 1, type, 0, 0, MPI_COMM_WORLD, &status);  
}
```

MPI implementors may weaken these type matching rules, and allow messages to be sent with Fortran types and received with C types, and vice versa, when those types match. I.e., if the Fortran type `INTEGER` is identical to the C type `int`, then an MPI implementation may allow data to be sent with datatype `MPI_INTEGER` and be received with datatype `MPI_INT`. However, such code is not portable.

1  
2  
3  
4  
5  
6  
7  
8  
9  
10  
11  
12  
13  
14  
15  
16  
17  
18  
19  
20  
21  
22  
23  
24  
25  
26  
27  
28  
29  
30  
31  
32  
33  
34  
35  
36  
37  
38  
39  
40  
41  
42  
43  
44  
45  
46  
47  
48



1  
2  
3  
4  
5  
6  
7  
8  
9  
10  
11  
12  
13  
14  
15  
16  
17  
18  
19  
20  
21  
22  
23  
24  
25  
26  
27  
28  
29  
30  
31  
32  
33  
34  
35  
36  
37  
38  
39  
40  
41  
42  
43  
44  
45  
46  
47  
48

# Annex A

## Language Bindings Summary

In this section we summarize the specific bindings for C, Fortran, and C++. First we present the constants, type definitions, info values and keys. Then we present the routine prototypes separately for each binding. Listings are alphabetical within chapter.

### A.1 Defined Values and Handles

#### A.1.1 Defined Constants

The C and Fortran name is listed in the left column and the C++ name is listed in the middle or right column. Constants with the type `const int` may also be implemented as literal integer constants substituted by the preprocessor.

Return Codes	
C type: <code>const int</code> (or unnamed <code>enum</code> )	C++ type: <code>const int</code> (or unnamed <code>enum</code> )
MPI_SUCCESS	MPI::SUCCESS
MPI_ERR_BUFFER	MPI::ERR_BUFFER
MPI_ERR_COUNT	MPI::ERR_COUNT
MPI_ERR_TYPE	MPI::ERR_TYPE
MPI_ERR_TAG	MPI::ERR_TAG
MPI_ERR_COMM	MPI::ERR_COMM
MPI_ERR_RANK	MPI::ERR_RANK
MPI_ERR_REQUEST	MPI::ERR_REQUEST
MPI_ERR_ROOT	MPI::ERR_ROOT
MPI_ERR_GROUP	MPI::ERR_GROUP
MPI_ERR_OP	MPI::ERR_OP
MPI_ERR_TOPOLOGY	MPI::ERR_TOPOLOGY
MPI_ERR_DIMS	MPI::ERR_DIMS
MPI_ERR_ARG	MPI::ERR_ARG
MPI_ERR_UNKNOWN	MPI::ERR_UNKNOWN
MPI_ERR_TRUNCATE	MPI::ERR_TRUNCATE
MPI_ERR_OTHER	MPI::ERR_OTHER
MPI_ERR_INTERN	MPI::ERR_INTERN
MPI_ERR_PENDING	MPI::ERR_PENDING

(Continued on next page)

---

**Return Codes (continued)**


---

1		
2	MPI_ERR_IN_STATUS	MPI::ERR_IN_STATUS
3	MPI_ERR_ACCESS	MPI::ERR_ACCESS
4	MPI_ERR_AMODE	MPI::ERR_AMODE
5	MPI_ERR_ASSERT	MPI::ERR_ASSERT
6	MPI_ERR_BAD_FILE	MPI::ERR_BAD_FILE
7	MPI_ERR_BASE	MPI::ERR_BASE
8	MPI_ERR_CONVERSION	MPI::ERR_CONVERSION
9	MPI_ERR_DISP	MPI::ERR_DISP
10	MPI_ERR_DUP_DATAREP	MPI::ERR_DUP_DATAREP
11	MPI_ERR_FILE_EXISTS	MPI::ERR_FILE_EXISTS
12	MPI_ERR_FILE_IN_USE	MPI::ERR_FILE_IN_USE
13	MPI_ERR_FILE	MPI::ERR_FILE
14	MPI_ERR_INFO_KEY	MPI::ERR_INFO_VALUE
15	MPI_ERR_INFO_NOKEY	MPI::ERR_INFO_NOKEY
16	MPI_ERR_INFO_VALUE	MPI::ERR_INFO_KEY
17	MPI_ERR_INFO	MPI::ERR_INFO
18	MPI_ERR_IO	MPI::ERR_IO
19	MPI_ERR_KEYVAL	MPI::ERR_KEYVAL
20	MPI_ERR_LOCKTYPE	MPI::ERR_LOCKTYPE
21	MPI_ERR_NAME	MPI::ERR_NAME
22	MPI_ERR_NO_MEM	MPI::ERR_NO_MEM
23	MPI_ERR_NOT_SAME	MPI::ERR_NOT_SAME
24	MPI_ERR_NO_SPACE	MPI::ERR_NO_SPACE
25	MPI_ERR_NO_SUCH_FILE	MPI::ERR_NO_SUCH_FILE
26	MPI_ERR_PORT	MPI::ERR_PORT
27	MPI_ERR_QUOTA	MPI::ERR_QUOTA
28	MPI_ERR_READ_ONLY	MPI::ERR_READ_ONLY
29	MPI_ERR_RMA_CONFLICT	MPI::ERR_RMA_CONFLICT
30	MPI_ERR_RMA_SYNC	MPI::ERR_RMA_SYNC
31	MPI_ERR_SERVICE	MPI::ERR_SERVICE
32	MPI_ERR_SIZE	MPI::ERR_SIZE
33	MPI_ERR_SPAWN	MPI::ERR_SPAWN
34	MPI_ERR_UNSUPPORTED_DATAREP	MPI::ERR_UNSUPPORTED_DATAREP
35	MPI_ERR_UNSUPPORTED_OPERATION	MPI::ERR_UNSUPPORTED_OPERATION
36	MPI_ERR_WIN	MPI::ERR_WIN
37	MPI_ERR_LASTCODE	MPI::ERR_LASTCODE

---



---

**Buffer Address Constants**


---

41	C type: void * const	C++ type:
42	Fortran type: (predefined memory location)	void * const
43	MPI_BOTTOM	MPI::BOTTOM
44	MPI_IN_PLACE	MPI::IN_PLACE

---

45  
46  
47  
48

<b>Assorted Constants</b>		1
C type: <code>const int</code> (or unnamed <code>enum</code> )	C++ type:	2
Fortran type: <code>INTEGER</code>	<code>const int</code> (or unnamed <code>enum</code> )	3
<code>MPI_PROC_NULL</code>	<code>MPI::PROC_NULL</code>	4
<code>MPI_ANY_SOURCE</code>	<code>MPI::ANY_SOURCE</code>	5
<code>MPI_ANY_TAG</code>	<code>MPI::ANY_TAG</code>	6
<code>MPI_UNDEFINED</code>	<code>MPI::UNDEFINED</code>	7
<code>MPI_BSEND_OVERHEAD</code>	<code>MPI::BSEND_OVERHEAD</code>	8
<code>MPI_KEYVAL_INVALID</code>	<code>MPI::KEYVAL_INVALID</code>	9
<code>MPI_LOCK_EXCLUSIVE</code>	<code>MPI::LOCK_EXCLUSIVE</code>	10
<code>MPI_LOCK_SHARED</code>	<code>MPI::LOCK_SHARED</code>	11
<code>MPI_ROOT</code>	<code>MPI::ROOT</code>	12
<b>Status size and reserved index values (Fortran only)</b>		13
Fortran type: <code>INTEGER</code>		14
<code>MPI_STATUS_SIZE</code>	Not defined for C++	15
<code>MPI_SOURCE</code>	Not defined for C++	16
<code>MPI_TAG</code>	Not defined for C++	17
<code>MPI_ERROR</code>	Not defined for C++	18
<b>Variable Address Size (Fortran only)</b>		19
Fortran type: <code>INTEGER</code>		20
<code>MPI_ADDRESS_KIND</code>	Not defined for C++	21
<code>MPI_INTEGER_KIND</code>	Not defined for C++	22
<code>MPI_OFFSET_KIND</code>	Not defined for C++	23
<b>Error-handling specifiers</b>		24
C type: <code>MPI_Errhandler</code>	C++ type: <code>MPI::Errhandler</code>	25
Fortran type: <code>INTEGER</code>		26
<code>MPI_ERRORS_ARE_FATAL</code>	<code>MPI::ERRORS_ARE_FATAL</code>	27
<code>MPI_ERRORS_RETURN</code>	<code>MPI::ERRORS_RETURN</code>	28
	<code>MPI::ERRORS_THROW_EXCEPTIONS</code>	29
<b>Maximum Sizes for Strings</b>		30
C type: <code>const int</code> (or unnamed <code>enum</code> )	C++ type:	31
Fortran type: <code>INTEGER</code>	<code>const int</code> (or unnamed <code>enum</code> )	32
<code>MPI_MAX_PROCESSOR_NAME</code>	<code>MPI::MAX_PROCESSOR_NAME</code>	33
<code>MPI_MAX_ERROR_STRING</code>	<code>MPI::MAX_ERROR_STRING</code>	34
<code>MPI_MAX_DATAREP_STRING</code>	<code>MPI::MAX_DATAREP_STRING</code>	35
<code>MPI_MAX_INFO_KEY</code>	<code>MPI::MAX_INFO_KEY</code>	36
<code>MPI_MAX_INFO_VAL</code>	<code>MPI::MAX_INFO_VAL</code>	37
<code>MPI_MAX_OBJECT_NAME</code>	<code>MPI::MAX_OBJECT_NAME</code>	38
<code>MPI_MAX_PORT_NAME</code>	<code>MPI::MAX_PORT_NAME</code>	39
		40
		41
		42
		43
		44
		45
		46
		47
		48

Named Predefined Datatypes		C/C++ types
C type: MPI_Datatype	C++ type: MPI::Datatype	
Fortran type: INTEGER		
MPI_CHAR	MPI::CHAR	char (treated as printable character)
MPI_SHORT	MPI::SHORT	signed short int
MPI_INT	MPI::INT	signed int
MPI_LONG	MPI::LONG	signed long
MPI_LONG_LONG_INT	MPI::LONG_LONG_INT	signed long long
MPI_LONG_LONG	MPI::LONG_LONG	long long (synonym)
MPI_SIGNED_CHAR	MPI::SIGNED_CHAR	signed char (treated as integral value)
MPI_UNSIGNED_CHAR	MPI::UNSIGNED_CHAR	unsigned char (treated as integral value)
MPI_UNSIGNED_SHORT	MPI::UNSIGNED_SHORT	unsigned short
MPI_UNSIGNED	MPI::UNSIGNED	unsigned int
MPI_UNSIGNED_LONG	MPI::UNSIGNED_LONG	unsigned long
MPI_UNSIGNED_LONG_LONG	MPI::UNSIGNED_LONG_LONG	unsigned long long
MPI_FLOAT	MPI::FLOAT	float
MPI_DOUBLE	MPI::DOUBLE	double
MPI_LONG_DOUBLE	MPI::LONG_DOUBLE	long double
MPI_WCHAR	MPI::WCHAR	wchar_t (defined in <stddef.h> (treated as printable character)
MPI_C_BOOL	(use C datatype handle)	_Bool
MPI_INT8_T	(use C datatype handle)	int8_t
MPI_INT16_T	(use C datatype handle)	int16_t
MPI_INT32_T	(use C datatype handle)	int32_t
MPI_INT64_T	(use C datatype handle)	int64_t
MPI_UINT8_T	(use C datatype handle)	uint8_t
MPI_UINT16_T	(use C datatype handle)	uint16_t
MPI_UINT32_T	(use C datatype handle)	uint32_t
MPI_UINT64_T	(use C datatype handle)	uint64_t
MPI_AINT	(use C datatype handle)	MPI_Aint
MPI_OFFSET	(use C datatype handle)	MPI_Offset
MPI_C_COMPLEX	(use C datatype handle)	float _Complex
MPI_C_FLOAT_COMPLEX	(use C datatype handle)	float _Complex
MPI_C_DOUBLE_COMPLEX	(use C datatype handle)	double _Complex
MPI_C_LONG_DOUBLE_COMPLEX	(use C datatype handle)	long double _Complex
MPI_BYTE	MPI::BYTE	(any C/C++ type)
MPI_PACKED	MPI::PACKED	(any C/C++ type)

Named Predefined Datatypes		Fortran types
C type: MPI_Datatype	C++ type: MPI::Datatype	
Fortran type: INTEGER		
MPI_INTEGER	MPI::INTEGER	INTEGER
MPI_REAL	MPI::REAL	REAL
MPI_DOUBLE_PRECISION	MPI::DOUBLE_PRECISION	DOUBLE PRECISION
MPI_COMPLEX	MPI::F_COMPLEX	COMPLEX
MPI_LOGICAL	MPI::LOGICAL	LOGICAL
MPI_CHARACTER	MPI::CHARACTER	CHARACTER(1)
MPI_AINT	(use C datatype handle)	INTEGER (KIND=MPI_ADDRESS_KIND)
MPI_OFFSET	(use C datatype handle)	INTEGER (KIND=MPI_OFFSET_KIND)
MPI_BYTE	MPI::BYTE	(any Fortran type)
MPI_PACKED	MPI::PACKED	(any Fortran type)

C++-Only Named Predefined Datatypes	C++ types
C++ type: MPI::Datatype	
MPI::BOOL	bool
MPI::COMPLEX	Complex<float>
MPI::DOUBLE_COMPLEX	Complex<double>
MPI::LONG_DOUBLE_COMPLEX	Complex<long double>

Optional datatypes (Fortran)		Fortran types
C type: MPI_Datatype	C++ type: MPI::Datatype	
Fortran type: INTEGER		
MPI_DOUBLE_COMPLEX	MPI::F_DOUBLE_COMPLEX	DOUBLE COMPLEX
MPI_INTEGER1	MPI::INTEGER1	INTEGER*1
MPI_INTEGER2	MPI::INTEGER2	INTEGER*8
MPI_INTEGER4	MPI::INTEGER4	INTEGER*4
MPI_INTEGER8	MPI::INTEGER8	INTEGER*8
MPI_INTEGER16		INTEGER*16
MPI_REAL2	MPI::REAL2	REAL*2
MPI_REAL4	MPI::REAL4	REAL*4
MPI_REAL8	MPI::REAL8	REAL*8
MPI_REAL16		REAL*16
MPI_COMPLEX4		COMPLEX*4
MPI_COMPLEX8		COMPLEX*8
MPI_COMPLEX16		COMPLEX*16
MPI_COMPLEX32		COMPLEX*32

**Datatypes for reduction functions (C and C++)**

C type: MPI_Datatype	C++ type: MPI::Datatype
Fortran type: INTEGER	
MPI_FLOAT_INT	MPI::FLOAT_INT
MPI_DOUBLE_INT	MPI::DOUBLE_INT
MPI_LONG_INT	MPI::LONG_INT
MPI_2INT	MPI::TWOINT
MPI_SHORT_INT	MPI::SHORT_INT
MPI_LONG_DOUBLE_INT	MPI::LONG_DOUBLE_INT

**Datatypes for reduction functions (Fortran)**

C type: MPI_Datatype	C++ type: MPI::Datatype
Fortran type: INTEGER	
MPI_2REAL	MPI::TWOREAL
MPI_2DOUBLE_PRECISION	MPI::TWODOUBLE_PRECISION
MPI_2INTEGER	MPI::TWOINTEGER

**Special datatypes for constructing derived datatypes**

C type: MPI_Datatype	C++ type: MPI::Datatype
Fortran type: INTEGER	
MPI_UB	MPI::UB
MPI_LB	MPI::LB

**Reserved communicators**

C type: MPI_Comm	C++ type: MPI::Intracomm
Fortran type: INTEGER	
MPI_COMM_WORLD	MPI::COMM_WORLD
MPI_COMM_SELF	MPI::COMM_SELF

**Results of communicator and group comparisons**

C type: const int (or unnamed enum)	C++ type: const int (or unnamed enum)
Fortran type: INTEGER	
MPI_IDENT	MPI::IDENT
MPI_CONGRUENT	MPI::CONGRUENT
MPI_SIMILAR	MPI::SIMILAR
MPI_UNEQUAL	MPI::UNEQUAL

**Environmental inquiry keys**

C type: const int (or unnamed enum)	C++ type: const int (or unnamed enum)
Fortran type: INTEGER	
MPI_TAG_UB	MPI::TAG_UB
MPI_IO	MPI::IO
MPI_HOST	MPI::HOST
MPI_WTIME_IS_GLOBAL	MPI::WTIME_IS_GLOBAL

**Collective Operations**

C type: MPI_Op	C++ type: const MPI::Op	
Fortran type: INTEGER		
MPI_MAX	MPI::MAX	1
MPI_MIN	MPI::MIN	2
MPI_SUM	MPI::SUM	3
MPI_PROD	MPI::PROD	4
MPI_MAXLOC	MPI::MAXLOC	5
MPI_MINLOC	MPI::MINLOC	6
MPI_BAND	MPI::BAND	7
MPI_BOR	MPI::BOR	8
MPI_BXOR	MPI::BXOR	9
MPI_LAND	MPI::LAND	10
MPI_LOR	MPI::LOR	11
MPI_LXOR	MPI::LXOR	12
MPI_REPLACE	MPI::REPLACE	13

**Null Handles**

C/Fortran name	C++ name	
C type / Fortran type	C++ type	
MPI_GROUP_NULL	MPI::GROUP_NULL	14
MPI_Group / INTEGER	const MPI::Group	15
MPI_COMM_NULL	MPI::COMM_NULL	16
MPI_Comm / INTEGER	<sup>1)</sup>	17
MPI_DATATYPE_NULL	MPI::DATATYPE_NULL	18
MPI_Datatype / INTEGER	const MPI::Datatype	19
MPI_REQUEST_NULL	MPI::REQUEST_NULL	20
MPI_Request / INTEGER	const MPI::Request	21
MPI_OP_NULL	MPI::OP_NULL	22
MPI_Op / INTEGER	const MPI::Op	23
MPI_ERRHANDLER_NULL	MPI::ERRHANDLER_NULL	24
MPI_Errhandler / INTEGER	const MPI::Errhandler	25
MPI_FILE_NULL	MPI::FILE_NULL	26
MPI_File / INTEGER		27
MPI_INFO_NULL	MPI::INFO_NULL	28
MPI_Info / INTEGER	const MPI::Info	29
MPI_WIN_NULL	MPI::WIN_NULL	30
MPI_Win / INTEGER		31

<sup>1)</sup> C++ type: See Section 16.1.7 on page 502 regarding class hierarchy and the specific type of MPI::COMM\_NULL

**Empty group**

C type: MPI_Group	C++ type: const MPI::Group	
Fortran type: INTEGER		
MPI_GROUP_EMPTY	MPI::GROUP_EMPTY	32

### Topologies

C type: <code>const int</code> (or unnamed <code>enum</code> )	C++ type: <code>const int</code>
Fortran type: <code>INTEGER</code>	(or unnamed <code>enum</code> )
<code>MPI_GRAPH</code>	<code>MPI::GRAPH</code>
<code>MPI_CART</code>	<code>MPI::CART</code>
<code>MPI_DIST_GRAPH</code>	<code>MPI::DIST_GRAPH</code>

### Predefined functions

C/Fortran name	C++ name
C type / Fortran type	C++ type
<code>MPI_COMM_NULL_COPY_FN</code> <code>MPI_Comm_copy_attr_function</code> / <code>COMM_COPY_ATTR_FN</code>	<code>MPI_COMM_NULL_COPY_FN</code> same as in C <sup>1</sup> )
<code>MPI_COMM_DUP_FN</code> <code>MPI_Comm_copy_attr_function</code> / <code>COMM_COPY_ATTR_FN</code>	<code>MPI_COMM_DUP_FN</code> same as in C <sup>1</sup> )
<code>MPI_COMM_NULL_DELETE_FN</code> <code>MPI_Comm_delete_attr_function</code> / <code>COMM_DELETE_ATTR_FN</code>	<code>MPI_COMM_NULL_DELETE_FN</code> same as in C <sup>1</sup> )
<code>MPI_WIN_NULL_COPY_FN</code> <code>MPI_Win_copy_attr_function</code> / <code>WIN_COPY_ATTR_FN</code>	<code>MPI_WIN_NULL_COPY_FN</code> same as in C <sup>1</sup> )
<code>MPI_WIN_DUP_FN</code> <code>MPI_Win_copy_attr_function</code> / <code>WIN_COPY_ATTR_FN</code>	<code>MPI_WIN_DUP_FN</code> same as in C <sup>1</sup> )
<code>MPI_WIN_NULL_DELETE_FN</code> <code>MPI_Win_delete_attr_function</code> / <code>WIN_DELETE_ATTR_FN</code>	<code>MPI_WIN_NULL_DELETE_FN</code> same as in C <sup>1</sup> )
<code>MPI_TYPE_NULL_COPY_FN</code> <code>MPI_Type_copy_attr_function</code> / <code>TYPE_COPY_ATTR_FN</code>	<code>MPI_TYPE_NULL_COPY_FN</code> same as in C <sup>1</sup> )
<code>MPI_TYPE_DUP_FN</code> <code>MPI_Type_copy_attr_function</code> / <code>TYPE_COPY_ATTR_FN</code>	<code>MPI_TYPE_DUP_FN</code> same as in C <sup>1</sup> )
<code>MPI_TYPE_NULL_DELETE_FN</code> <code>MPI_Type_delete_attr_function</code> / <code>TYPE_DELETE_ATTR_FN</code>	<code>MPI_TYPE_NULL_DELETE_FN</code> same as in C <sup>1</sup> )

<sup>1</sup> See the advice to implementors on `MPI_COMM_NULL_COPY_FN`, ... in Section 6.7.2 on page 251



**Deprecated predefined functions**

C/Fortran name	C++ name
C type / Fortran type	C++ type
MPI_NULL_COPY_FN	MPI::NULL_COPY_FN
MPI_Copy_function / COPY_FUNCTION	MPI::Copy_function
MPI_DUP_FN	MPI::DUP_FN
MPI_Copy_function / COPY_FUNCTION	MPI::Copy_function
MPI_NULL_DELETE_FN	MPI::NULL_DELETE_FN
MPI_Delete_function / DELETE_FUNCTION	MPI::Delete_function

**Predefined Attribute Keys**

C type: <code>const int</code> (or unnamed <code>enum</code> )	C++ type:
Fortran type: <code>INTEGER</code>	<code>const int</code> (or unnamed <code>enum</code> )
MPI_APPNUM	MPI::APPNUM
MPI_LASTUSEDPCODE	MPI::LASTUSEDPCODE
MPI_UNIVERSE_SIZE	MPI::UNIVERSE_SIZE
MPI_WIN_BASE	MPI::WIN_BASE
MPI_WIN_DISP_UNIT	MPI::WIN_DISP_UNIT
MPI_WIN_SIZE	MPI::WIN_SIZE

**Mode Constants**

C type: <code>const int</code> (or unnamed <code>enum</code> )	C++ type:
Fortran type: <code>INTEGER</code>	<code>const int</code> (or unnamed <code>enum</code> )
MPI_MODE_APPEND	MPI::MODE_APPEND
MPI_MODE_CREATE	MPI::MODE_CREATE
MPI_MODE_DELETE_ON_CLOSE	MPI::MODE_DELETE_ON_CLOSE
MPI_MODE_EXCL	MPI::MODE_EXCL
MPI_MODE_NOCHECK	MPI::MODE_NOCHECK
MPI_MODE_NOPRECEDE	MPI::MODE_NOPRECEDE
MPI_MODE_NOPUT	MPI::MODE_NOPUT
MPI_MODE_NOSTORE	MPI::MODE_NOSTORE
MPI_MODE_NOSUCCEED	MPI::MODE_NOSUCCEED
MPI_MODE_RDONLY	MPI::MODE_RDONLY
MPI_MODE_RDWR	MPI::MODE_RDWR
MPI_MODE_SEQUENTIAL	MPI::MODE_SEQUENTIAL
MPI_MODE_UNIQUE_OPEN	MPI::MODE_UNIQUE_OPEN
MPI_MODE_WRONLY	MPI::MODE_WRONLY

### Datatype Decoding Constants

C type: <code>const int</code> (or unnamed <code>enum</code> )	C++ type:
Fortran type: <code>INTEGER</code>	<code>const int</code> (or unnamed <code>enum</code> )
<code>MPI_COMBINER_CONTIGUOUS</code>	<code>MPI::COMBINER_CONTIGUOUS</code>
<code>MPI_COMBINER_DARRAY</code>	<code>MPI::COMBINER_DARRAY</code>
<code>MPI_COMBINER_DUP</code>	<code>MPI::COMBINER_DUP</code>
<code>MPI_COMBINER_F90_COMPLEX</code>	<code>MPI::COMBINER_F90_COMPLEX</code>
<code>MPI_COMBINER_F90_INTEGER</code>	<code>MPI::COMBINER_F90_INTEGER</code>
<code>MPI_COMBINER_F90_REAL</code>	<code>MPI::COMBINER_F90_REAL</code>
<code>MPI_COMBINER_HINDEXED_INTEGER</code>	<code>MPI::COMBINER_HINDEXED_INTEGER</code>
<code>MPI_COMBINER_HINDEXED</code>	<code>MPI::COMBINER_HINDEXED</code>
<code>MPI_COMBINER_HVECTOR_INTEGER</code>	<code>MPI::COMBINER_HVECTOR_INTEGER</code>
<code>MPI_COMBINER_HVECTOR</code>	<code>MPI::COMBINER_HVECTOR</code>
<code>MPI_COMBINER_INDEXED_BLOCK</code>	<code>MPI::COMBINER_INDEXED_BLOCK</code>
<code>MPI_COMBINER_INDEXED</code>	<code>MPI::COMBINER_INDEXED</code>
<code>MPI_COMBINER_NAMED</code>	<code>MPI::COMBINER_NAMED</code>
<code>MPI_COMBINER_RESIZED</code>	<code>MPI::COMBINER_RESIZED</code>
<code>MPI_COMBINER_STRUCT_INTEGER</code>	<code>MPI::COMBINER_STRUCT_INTEGER</code>
<code>MPI_COMBINER_STRUCT</code>	<code>MPI::COMBINER_STRUCT</code>
<code>MPI_COMBINER_SUBARRAY</code>	<code>MPI::COMBINER_SUBARRAY</code>
<code>MPI_COMBINER_VECTOR</code>	<code>MPI::COMBINER_VECTOR</code>

### Threads Constants

C type: <code>const int</code> (or unnamed <code>enum</code> )	C++ type:
Fortran type: <code>INTEGER</code>	<code>const int</code> (or unnamed <code>enum</code> )
<code>MPI_THREAD_FUNNELED</code>	<code>MPI::THREAD_FUNNELED</code>
<code>MPI_THREAD_MULTIPLE</code>	<code>MPI::THREAD_MULTIPLE</code>
<code>MPI_THREAD_SERIALIZED</code>	<code>MPI::THREAD_SERIALIZED</code>
<code>MPI_THREAD_SINGLE</code>	<code>MPI::THREAD_SINGLE</code>

### File Operation Constants, Part 1

C type: <code>const MPI_Offset</code> (or unnamed <code>enum</code> )	C++ type:
Fortran type: <code>INTEGER (KIND=MPI_OFFSET_KIND)</code>	<code>const MPI::Offset</code> (or unnamed <code>enum</code> )
<code>MPI_DISPLACEMENT_CURRENT</code>	<code>MPI::DISPLACEMENT_CURRENT</code>

**File Operation Constants, Part 2**

C type: <code>const int</code> (or unnamed <code>enum</code> )	C++ type:	
Fortran type: <code>INTEGER</code>	<code>const int</code> (or unnamed <code>enum</code> )	
<code>MPI_DISTRIBUTE_BLOCK</code>	<code>MPI::DISTRIBUTE_BLOCK</code>	1
<code>MPI_DISTRIBUTE_CYCLIC</code>	<code>MPI::DISTRIBUTE_CYCLIC</code>	2
<code>MPI_DISTRIBUTE_DFLT_DARG</code>	<code>MPI::DISTRIBUTE_DFLT_DARG</code>	3
<code>MPI_DISTRIBUTE_NONE</code>	<code>MPI::DISTRIBUTE_NONE</code>	4
<code>MPI_ORDER_C</code>	<code>MPI::ORDER_C</code>	5
<code>MPI_ORDER_FORTRAN</code>	<code>MPI::ORDER_FORTRAN</code>	6
<code>MPI_SEEK_CUR</code>	<code>MPI::SEEK_CUR</code>	7
<code>MPI_SEEK_END</code>	<code>MPI::SEEK_END</code>	8
<code>MPI_SEEK_SET</code>	<code>MPI::SEEK_SET</code>	9

**F90 Datatype Matching Constants**

C type: <code>const int</code> (or unnamed <code>enum</code> )	C++ type:	
Fortran type: <code>INTEGER</code>	<code>const int</code> (or unnamed <code>enum</code> )	
<code>MPI_TYPECLASS_COMPLEX</code>	<code>MPI::TYPECLASS_COMPLEX</code>	10
<code>MPI_TYPECLASS_INTEGER</code>	<code>MPI::TYPECLASS_INTEGER</code>	11
<code>MPI_TYPECLASS_REAL</code>	<code>MPI::TYPECLASS_REAL</code>	12

**Constants Specifying Empty or Ignored Input**

C/Fortran name	C++ name	
C type / Fortran type	C++ type	
<code>MPI_ARGVS_NULL</code>	<code>MPI::ARGVS_NULL</code>	13
<code>char***</code> / 2-dim. array of <code>CHARACTER*(*)</code>	<code>const char ***</code>	14
<code>MPI_ARGV_NULL</code>	<code>MPI::ARGV_NULL</code>	15
<code>char**</code> / array of <code>CHARACTER*(*)</code>	<code>const char **</code>	16
<code>MPI_ERRCODES_IGNORE</code>	Not defined for C++	17
<code>int*</code> / <code>INTEGER</code> array		18
<code>MPI_STATUSES_IGNORE</code>	Not defined for C++	19
<code>MPI_Status*</code> / <code>INTEGER</code> , <code>DIMENSION(MPI_STATUS_SIZE,*)</code>		20
<code>MPI_STATUS_IGNORE</code>	Not defined for C++	21
<code>MPI_Status*</code> / <code>INTEGER</code> , <code>DIMENSION(MPI_STATUS_SIZE)</code>		22
<code>MPI_UNWEIGHTED</code>	Not defined for C++	23

**C Constants Specifying Ignored Input (no C++ or Fortran)**

C type: <code>MPI_Fint*</code>		
<code>MPI_F_STATUSES_IGNORE</code>		24
<code>MPI_F_STATUS_IGNORE</code>		25

**C and C++ preprocessor Constants and Fortran Parameters**

C/C++ type: <code>const int</code> (or unnamed <code>enum</code> )		
Fortran type: <code>INTEGER</code>		
<code>MPI_SUBVERSION</code>		26
<code>MPI_VERSION</code>		27

## 1 A.1.2 Types

2 The following are defined C type definitions, included in the file `mpi.h`.

3 `/* C opaque types */`

4 `MPI_Aint`

5 `MPI_Fint`

6 `MPI_Offset`

7 `MPI_Status`

8

9

10 `/* C handles to assorted structures */`

11 `MPI_Comm`

12 `MPI_Datatype`

13 `MPI_Errhandler`

14 `MPI_File`

15 `MPI_Group`

16 `MPI_Info`

17 `MPI_Op`

18 `MPI_Request`

19 `MPI_Win`

20

21 `// C++ opaque types (all within the MPI namespace)`

22 `MPI::Aint`

23 `MPI::Offset`

24 `MPI::Status`

25

26 `// C++ handles to assorted structures (classes,`

27 `// all within the MPI namespace)`

28 `MPI::Comm`

29 `MPI::Intracomm`

30 `MPI::Graphcomm`

31 `MPI::Distgraphcomm`

32 `MPI::Cartcomm`

33 `MPI::Intercomm`

34 `MPI::Datatype`

35 `MPI::Errhandler`

36 `MPI::Exception`

37 `MPI::File`

38 `MPI::Group`

39 `MPI::Info`

40 `MPI::Op`

41 `MPI::Request`

42 `MPI::Prequest`

43 `MPI::Grequest`

44 `MPI::Win`

45

46

47

48

ticket0.

## A.1.3 Prototype [d]Definitions

The following are defined C typedefs for user-defined functions, also included in the file `mpi.h`.

```

/* prototypes for user-defined functions */
typedef void MPI_User_function(void *invec, void *inoutvec, int *len,
                               MPI_Datatype *datatype);

typedef int MPI_Comm_copy_attr_function(MPI_Comm oldcomm,
                                       int comm_keyval, void *extra_state, void *attribute_val_in,
                                       void *attribute_val_out, int*flag);
typedef int MPI_Comm_delete_attr_function(MPI_Comm comm,
                                       int comm_keyval, void *attribute_val, void *extra_state);

typedef int MPI_Win_copy_attr_function(MPI_Win oldwin, int win_keyval,
                                       void *extra_state, void *attribute_val_in,
                                       void *attribute_val_out, int *flag);
typedef int MPI_Win_delete_attr_function(MPI_Win win, int win_keyval,
                                       void *attribute_val, void *extra_state);

typedef int MPI_Type_copy_attr_function(MPI_Datatype oldtype,
                                       int type_keyval, void *extra_state,
                                       void *attribute_val_in, void *attribute_val_out, int *flag);
typedef int MPI_Type_delete_attr_function(MPI_Datatype type,
                                       int type_keyval, void *attribute_val, void *extra_state);

typedef void MPI_Comm_errhandler_function(MPI_Comm *, int *, ...);
typedef void MPI_Win_errhandler_function(MPI_Win *, int *, ...);
typedef void MPI_File_errhandler_function(MPI_File *, int *, ...);

typedef int MPI_Grequest_query_function(void *extra_state,
                                       MPI_Status *status);
typedef int MPI_Grequest_free_function(void *extra_state);
typedef int MPI_Grequest_cancel_function(void *extra_state, int complete);

typedef int MPI_Datarep_extent_function(MPI_Datatype datatype,
                                       MPI_Aint *file_extent, void *extra_state);
typedef int MPI_Datarep_conversion_function(void *userbuf,
                                       MPI_Datatype datatype, int count, void *filebuf,
                                       MPI_Offset position, void *extra_state);

```

For Fortran, here are examples of how each of the user-defined subroutines should be declared.

The user-function argument to `MPI_OP_CREATE` should be declared like this:

```

SUBROUTINE USER_FUNCTION(INVEC, INOUTVEC, LEN, TYPE)
  <type> INVEC(LEN), INOUTVEC(LEN)
  INTEGER LEN, TYPE

```

1 The copy and delete function arguments to MPI\_COMM\_CREATE\_KEYVAL should be  
2 declared like these:

```
3
4 SUBROUTINE COMM_COPY_ATTR_FN(OLDCOMM, COMM_KEYVAL, EXTRA_STATE,
5     ATTRIBUTE_VAL_IN, ATTRIBUTE_VAL_OUT, FLAG, IERROR)
6     INTEGER OLDCOMM, COMM_KEYVAL, IERROR
7     INTEGER(KIND=MPI_ADDRESS_KIND) EXTRA_STATE, ATTRIBUTE_VAL_IN,
8     ATTRIBUTE_VAL_OUT
9     LOGICAL FLAG
10
11 SUBROUTINE COMM_DELETE_ATTR_FN(COMM, COMM_KEYVAL, ATTRIBUTE_VAL,
12     EXTRA_STATE, IERROR)
13     INTEGER COMM, COMM_KEYVAL, IERROR
14     INTEGER(KIND=MPI_ADDRESS_KIND) ATTRIBUTE_VAL, EXTRA_STATE
```

15 The copy and delete function arguments to MPI\_WIN\_CREATE\_KEYVAL should be  
16 declared like these:

```
17
18 SUBROUTINE WIN_COPY_ATTR_FN(OLDWIN, WIN_KEYVAL, EXTRA_STATE,
19     ATTRIBUTE_VAL_IN, ATTRIBUTE_VAL_OUT, FLAG, IERROR)
20     INTEGER OLDWIN, WIN_KEYVAL, IERROR
21     INTEGER(KIND=MPI_ADDRESS_KIND) EXTRA_STATE, ATTRIBUTE_VAL_IN,
22     ATTRIBUTE_VAL_OUT
23     LOGICAL FLAG
24
25 SUBROUTINE WIN_DELETE_ATTR_FN(WIN, WIN_KEYVAL, ATTRIBUTE_VAL,
26     EXTRA_STATE, IERROR)
27     INTEGER WIN, WIN_KEYVAL, IERROR
28     INTEGER(KIND=MPI_ADDRESS_KIND) ATTRIBUTE_VAL, EXTRA_STATE
29
```

30 The copy and delete function arguments to MPI\_TYPE\_CREATE\_KEYVAL should be  
31 declared like these:

```
32
33 SUBROUTINE TYPE_COPY_ATTR_FN(OLDTYPE, TYPE_KEYVAL, EXTRA_STATE,
34     ATTRIBUTE_VAL_IN, ATTRIBUTE_VAL_OUT, FLAG, IERROR)
35     INTEGER OLDTYPE, TYPE_KEYVAL, IERROR
36     INTEGER(KIND=MPI_ADDRESS_KIND) EXTRA_STATE,
37     ATTRIBUTE_VAL_IN, ATTRIBUTE_VAL_OUT
38     LOGICAL FLAG
39
40 SUBROUTINE TYPE_DELETE_ATTR_FN(TYPE, TYPE_KEYVAL, ATTRIBUTE_VAL,
41     EXTRA_STATE, IERROR)
42     INTEGER TYPE, TYPE_KEYVAL, IERROR
43     INTEGER(KIND=MPI_ADDRESS_KIND) ATTRIBUTE_VAL, EXTRA_STATE
```

44 The handler-function argument to MPI\_COMM\_CREATE\_ERRHANDLER should be de-  
45 clared like this:

```
46
47 SUBROUTINE COMM_ERRHANDLER_FUNCTION(COMM, ERROR_CODE)
48     INTEGER COMM, ERROR_CODE
```

The handler-function argument to `MPI_WIN_CREATE_ERRHANDLER` should be declared like this:

```
SUBROUTINE WIN_ERRHANDLER_FUNCTION(WIN, ERROR_CODE)
  INTEGER WIN, ERROR_CODE
```

The handler-function argument to `MPI_FILE_CREATE_ERRHANDLER` should be declared like this:

```
SUBROUTINE FILE_ERRHANDLER_FUNCTION(FILE, ERROR_CODE)
  INTEGER FILE, ERROR_CODE
```

The query, free, and cancel function arguments to `MPI_GREQUEST_START` should be declared like these:

```
SUBROUTINE GREQUEST_QUERY_FUNCTION(EXTRA_STATE, STATUS, IERROR)
  INTEGER STATUS(MPI_STATUS_SIZE), IERROR
  INTEGER(KIND=MPI_ADDRESS_KIND) EXTRA_STATE
```

```
SUBROUTINE GREQUEST_FREE_FUNCTION(EXTRA_STATE, IERROR)
  INTEGER IERROR
  INTEGER(KIND=MPI_ADDRESS_KIND) EXTRA_STATE
```

```
SUBROUTINE GREQUEST_CANCEL_FUNCTION(EXTRA_STATE, COMPLETE, IERROR)
  INTEGER IERROR
  INTEGER(KIND=MPI_ADDRESS_KIND) EXTRA_STATE
  LOGICAL COMPLETE
```

The extend and conversion function arguments to `MPI_REGISTER_DATAREP` should be declared like these:

```
SUBROUTINE DATAREP_EXTENT_FUNCTION(DATATYPE, EXTENT, EXTRA_STATE, IERROR)
  INTEGER DATATYPE, IERROR
  INTEGER(KIND=MPI_ADDRESS_KIND) EXTENT, EXTRA_STATE
```

```
SUBROUTINE DATAREP_CONVERSION_FUNCTION(USERBUF, DATATYPE, COUNT, FILEBUF,
  POSITION, EXTRA_STATE, IERROR)
  <TYPE> USERBUF(*), FILEBUF(*)
  INTEGER COUNT, DATATYPE, IERROR
  INTEGER(KIND=MPI_OFFSET_KIND) POSITION
  INTEGER(KIND=MPI_ADDRESS_KIND) EXTRA_STATE
```

The following are defined C++ typedefs, also included in the file `mpi.h`.

```
namespace MPI {
  typedef void User_function(const void* invec, void *inoutvec,
    int len, const Datatype& datatype);

  typedef int Comm::Copy_attr_function(const Comm& oldcomm,
```

```

1         int comm_keyval, void* extra_state, void* attribute_val_in,
2         void* attribute_val_out, bool& flag);
3     typedef int Comm::Delete_attr_function(Comm& comm, int
4         comm_keyval, void* attribute_val, void* extra_state);
5
6     typedef int Win::Copy_attr_function(const Win& oldwin,
7         int win_keyval, void* extra_state, void* attribute_val_in,
8         void* attribute_val_out, bool& flag);
9     typedef int Win::Delete_attr_function(Win& win, int
10        win_keyval, void* attribute_val, void* extra_state);
11
12    typedef int Datatype::Copy_attr_function(const Datatype& oldtype,
13        int type_keyval, void* extra_state,
14        const void* attribute_val_in, void* attribute_val_out,
15        bool& flag);
16    typedef int Datatype::Delete_attr_function(Datatype& type,
17        int type_keyval, void* attribute_val, void* extra_state);
18
19    typedef void Comm::Errhandler_function(Comm &, int *, ...);
20    typedef void Win::Errhandler_function(Win &, int *, ...);
21    typedef void File::Errhandler_function(File &, int *, ...);
22
23    typedef int Grequest::Query_function(void* extra_state, Status& status);
24    typedef int Grequest::Free_function(void* extra_state);
25    typedef int Grequest::Cancel_function(void* extra_state, bool complete);
26
27    typedef void Datarep_extent_function(const Datatype& datatype,
28        Aint& file_extent, void* extra_state);
29    typedef void Datarep_conversion_function(void* userbuf,
30        Datatype& datatype, int count, void* filebuf,
31        Offset position, void* extra_state);
32 }
33

```

#### ticket0. A.1.4 Deprecated [p]Prototype [d]Definitions

ticket0. The following are defined C typedefs for deprecated user-defined functions, also included in  
the file `mpi.h`.

```

38 /* prototypes for user-defined functions */
39 typedef int MPI_Copy_function(MPI_Comm oldcomm, int keyval,
40     void *extra_state, void *attribute_val_in,
41     void *attribute_val_out, int *flag);
42 typedef int MPI_Delete_function(MPI_Comm comm, int keyval,
43     void *attribute_val, void *extra_state);
44 typedef void MPI_Handler_function(MPI_Comm *, int *, ...);
45

```

46 The following are deprecated Fortran user-defined callback subroutine prototypes. The  
47 deprecated copy and delete function arguments to `MPI_KEYVAL_CREATE` should be de-  
48 clared like these:



```

SUBROUTINE COPY_FUNCTION(OLDCOMM, KEYVAL, EXTRA_STATE,      1
                        ATTRIBUTE_VAL_IN, ATTRIBUTE_VAL_OUT, FLAG, IERR)  2
    INTEGER OLDCOMM, KEYVAL, EXTRA_STATE, ATTRIBUTE_VAL_IN,  3
           ATTRIBUTE_VAL_OUT, IERR                                4
    LOGICAL FLAG                                                5
                                                                6

```

```

SUBROUTINE DELETE_FUNCTION(COMM, KEYVAL, ATTRIBUTE_VAL, EXTRA_STATE, IERR)  7
    INTEGER COMM, KEYVAL, ATTRIBUTE_VAL, EXTRA_STATE, IERR  8
                                                                9

```

The deprecated handler-function for error handlers should be declared like this:

```

SUBROUTINE HANDLER_FUNCTION(COMM, ERROR_CODE)                10
    INTEGER COMM, ERROR_CODE                                11
                                                                12

```

### A.1.5 Info Keys

```

access_style                                                13
appnum                                                        14
arch                                                         15
cb_block_size                                               16
cb_buffer_size                                              17
cb_nodes                                                     18
chunked_item                                                19
chunked_size                                                20
chunked                                                      21
collective_buffering                                       22
file_perm                                                    23
filename                                                     24
file                                                         25
host                                                         26
io_node_list                                                27
ip_address                                                   28
ip_port                                                      29
nb_proc                                                      30
no_locks                                                     31
num_io_nodes                                                32
path                                                         33
soft                                                         34
striping_factor                                             35
striping_unit                                               36
wdir                                                         37

```

### A.1.6 Info Values

```

false                                                        38
random                                                       39
read_mostly                                                 40
read_once                                                    41

```

1 reverse\_sequential  
2 sequential  
3 true  
4 write\_mostly  
5 write\_once  
6  
7  
8  
9  
10  
11  
12  
13  
14  
15  
16  
17  
18  
19  
20  
21  
22  
23  
24  
25  
26  
27  
28  
29  
30  
31  
32  
33  
34  
35  
36  
37  
38  
39  
40  
41  
42  
43  
44  
45  
46  
47  
48

## A.2 C Bindings

### A.2.1 Point-to-Point Communication C Bindings

```
int MPI_Bsend(void* buf, int count, MPI_Datatype datatype, int dest,
              int tag, MPI_Comm comm)
int MPI_Bsend_init(void* buf, int count, MPI_Datatype datatype, int dest,
                  int tag, MPI_Comm comm, MPI_Request *request)
int MPI_Buffer_attach(void* buffer, int size)
int MPI_Buffer_detach(void* buffer_addr, int* size)
int MPI_Cancel(MPI_Request *request)
int MPI_Get_count(MPI_Status *status, MPI_Datatype datatype, int *count)
int MPI_Ibsend(void* buf, int count, MPI_Datatype datatype, int dest,
              int tag, MPI_Comm comm, MPI_Request *request)
int MPI_Iprobe(int source, int tag, MPI_Comm comm, int *flag,
              MPI_Status *status)
int MPI_Irecv(void* buf, int count, MPI_Datatype datatype, int source,
             int tag, MPI_Comm comm, MPI_Request *request)
int MPI_Irsend(void* buf, int count, MPI_Datatype datatype, int dest,
              int tag, MPI_Comm comm, MPI_Request *request)
int MPI_Isend(void* buf, int count, MPI_Datatype datatype, int dest,
             int tag, MPI_Comm comm, MPI_Request *request)
int MPI_Issend(void* buf, int count, MPI_Datatype datatype, int dest,
              int tag, MPI_Comm comm, MPI_Request *request)
int MPI_Probe(int source, int tag, MPI_Comm comm, MPI_Status *status)
int MPI_Recv(void* buf, int count, MPI_Datatype datatype, int source,
            int tag, MPI_Comm comm, MPI_Status *status)
int MPI_Recv_init(void* buf, int count, MPI_Datatype datatype, int source,
                 int tag, MPI_Comm comm, MPI_Request *request)
int MPI_Request_free(MPI_Request *request)
int MPI_Request_get_status(MPI_Request request, int *flag,
                          MPI_Status *status)
int MPI_Rsend(void* buf, int count, MPI_Datatype datatype, int dest,
             int tag, MPI_Comm comm)
int MPI_Rsend_init(void* buf, int count, MPI_Datatype datatype, int dest,
                  int tag, MPI_Comm comm, MPI_Request *request)
int MPI_Send(void* buf, int count, MPI_Datatype datatype, int dest,
            int tag, MPI_Comm comm)
```

```
1 int MPI_Send_init(void* buf, int count, MPI_Datatype datatype, int dest,
2     int tag, MPI_Comm comm, MPI_Request *request)
3
4 int MPI_Sendrecv(void *sendbuf, int sendcount, MPI_Datatype sendtype,
5     int dest, int sendtag, void *recvbuf, int recvcount,
6     MPI_Datatype recvttype, int source, int recvtag, MPI_Comm comm,
7     MPI_Status *status)
8
9 int MPI_Sendrecv_replace(void* buf, int count, MPI_Datatype datatype,
10    int dest, int sendtag, int source, int recvtag, MPI_Comm comm,
11    MPI_Status *status)
12
13 int MPI_Ssend(void* buf, int count, MPI_Datatype datatype, int dest,
14    int tag, MPI_Comm comm)
15
16 int MPI_Ssend_init(void* buf, int count, MPI_Datatype datatype, int dest,
17    int tag, MPI_Comm comm, MPI_Request *request)
18
19 int MPI_Start(MPI_Request *request)
20
21 int MPI_Startall(int count, MPI_Request *array_of_requests)
22
23 int MPI_Test(MPI_Request *request, int *flag, MPI_Status *status)
24
25 int MPI_Test_cancelled(MPI_Status *status, int *flag)
26
27 int MPI_Testall(int count, MPI_Request *array_of_requests, int *flag,
28    MPI_Status *array_of_statuses)
29
30 int MPI_Testany(int count, MPI_Request *array_of_requests, int *index,
31    int *flag, MPI_Status *status)
32
33 int MPI_Testsome(int incount, MPI_Request *array_of_requests,
34    int *outcount, int *array_of_indices,
35    MPI_Status *array_of_statuses)
36
37 int MPI_Wait(MPI_Request *request, MPI_Status *status)
38
39 int MPI_Waitall(int count, MPI_Request *array_of_requests,
40    MPI_Status *array_of_statuses)
41
42 int MPI_Waitany(int count, MPI_Request *array_of_requests, int *index,
43    MPI_Status *status)
44
45 int MPI_Waitsome(int incount, MPI_Request *array_of_requests,
46    int *outcount, int *array_of_indices,
47    MPI_Status *array_of_statuses)
```

## A.2.2 Datatypes C Bindings

```
44 int MPI_Get_address(void *location, MPI_Aint *address)
45
46 int MPI_Get_elements(MPI_Status *status, MPI_Datatype datatype, int *count)
```

48

```

int MPI_Pack(void* inbuf, int incount, MPI_Datatype datatype, void *outbuf,
             int outsize, int *position, MPI_Comm comm)
int MPI_Pack_external(char *datarep, void *inbuf, int incount,
                     MPI_Datatype datatype, void *outbuf, MPI_Aint outsize,
                     MPI_Aint *position)
int MPI_Pack_external_size(char *datarep, int incount,
                          MPI_Datatype datatype, MPI_Aint *size)
int MPI_Pack_size(int incount, MPI_Datatype datatype, MPI_Comm comm,
                 int *size)
int MPI_Type_commit(MPI_Datatype *datatype)
int MPI_Type_contiguous(int count, MPI_Datatype oldtype,
                      MPI_Datatype *newtype)
int MPI_Type_create_darray(int size, int rank, int ndims,
                          int array_of_gsizes[], int array_of_distribs[], int
                          array_of_dargs[], int array_of_psizes[], int order,
                          MPI_Datatype oldtype, MPI_Datatype *newtype)
int MPI_Type_create_hindexed(int count, int array_of_blocklengths[],
                             MPI_Aint array_of_displacements[], MPI_Datatype oldtype,
                             MPI_Datatype *newtype)
int MPI_Type_create_hvector(int count, int blocklength, MPI_Aint stride,
                            MPI_Datatype oldtype, MPI_Datatype *newtype)
int MPI_Type_create_indexed_block(int count, int blocklength,
                                  int array_of_displacements[], MPI_Datatype oldtype,
                                  MPI_Datatype *newtype)
int MPI_Type_create_resized(MPI_Datatype oldtype, MPI_Aint lb, MPI_Aint
                           extent, MPI_Datatype *newtype)
int MPI_Type_create_struct(int count, int array_of_blocklengths[],
                          MPI_Aint array_of_displacements[],
                          MPI_Datatype array_of_types[], MPI_Datatype *newtype)
int MPI_Type_create_subarray(int ndims, int array_of_sizes[],
                             int array_of_subsizes[], int array_of_starts[], int order,
                             MPI_Datatype oldtype, MPI_Datatype *newtype)
int MPI_Type_dup(MPI_Datatype type, MPI_Datatype *newtype)
int MPI_Type_free(MPI_Datatype *datatype)
int MPI_Type_get_contents(MPI_Datatype datatype, int max_integers,
                          int max_addresses, int max_datatypes, int array_of_integers[],
                          MPI_Aint array_of_addresses[],
                          MPI_Datatype array_of_datatypes[])
int MPI_Type_get_envelope(MPI_Datatype datatype, int *num_integers,

```

```

1         int *num_addresses, int *num_datatypes, int *combiner)
2
3     int MPI_Type_get_extent(MPI_Datatype datatype, MPI_Aint *lb,
4                             MPI_Aint *extent)
5
6     int MPI_Type_get_true_extent(MPI_Datatype datatype, MPI_Aint *true_lb,
7                                 MPI_Aint *true_extent)
8
9     int MPI_Type_indexed(int count, int *array_of_blocklengths,
10                          int *array_of_displacements, MPI_Datatype oldtype,
11                          MPI_Datatype *newtype)
12
13     int MPI_Type_size(MPI_Datatype datatype, int *size)
14
15     int MPI_Type_vector(int count, int blocklength, int stride,
16                         MPI_Datatype oldtype, MPI_Datatype *newtype)
17
18     int MPI_Unpack(void* inbuf, int insize, int *position, void *outbuf,
19                   int outcount, MPI_Datatype datatype, MPI_Comm comm)
20
21     int MPI_Unpack_external(char *datarep, void *inbuf, MPI_Aint insize,
22                             MPI_Aint *position, void *outbuf, int outcount,
23                             MPI_Datatype datatype)

```

### A.2.3 Collective Communication C Bindings

```

24     int MPI_Allgather(void* sendbuf, int sendcount, MPI_Datatype sendtype,
25                      void* recvbuf, int recvcount, MPI_Datatype recvtype,
26                      MPI_Comm comm)
27
28     int MPI_Allgatherv(void* sendbuf, int sendcount, MPI_Datatype sendtype,
29                       void* recvbuf, int *recvcounts, int *displs,
30                       MPI_Datatype recvtype, MPI_Comm comm)
31
32     int MPI_Allreduce(void* sendbuf, void* recvbuf, int count,
33                      MPI_Datatype datatype, MPI_Op op, MPI_Comm comm)
34
35     int MPI_Alltoall(void* sendbuf, int sendcount, MPI_Datatype sendtype,
36                     void* recvbuf, int recvcount, MPI_Datatype recvtype,
37                     MPI_Comm comm)
38
39     int MPI_Alltoallv(void* sendbuf, int *sendcounts, int *sdispls,
40                      MPI_Datatype sendtype, void* recvbuf, int *recvcounts,
41                      int *rdispls, MPI_Datatype recvtype, MPI_Comm comm)
42
43     int MPI_Alltoallw(void* sendbuf, int sendcounts[], int sdispls[],
44                      MPI_Datatype sendtypes[], void* recvbuf, int recvcounts[],
45                      int rdispls[], MPI_Datatype recvtypes[], MPI_Comm comm)
46
47     int MPI_Barrier(MPI_Comm comm)
48
49     int MPI_Bcast(void* buffer, int count, MPI_Datatype datatype, int root,
50                  MPI_Comm comm)

```

```
int MPI_Exscan(void* sendbuf, void* recvbuf, int count,
               MPI_Datatype datatype, MPI_Op op, MPI_Comm comm)
int MPI_Gather(void* sendbuf, int sendcount, MPI_Datatype sendtype,
               void* recvbuf, int recvcount, MPI_Datatype recvtype, int root,
               MPI_Comm comm)
int MPI_Gatherv(void* sendbuf, int sendcount, MPI_Datatype sendtype,
                void* recvbuf, int *recvcounts, int *displs,
                MPI_Datatype recvtype, int root, MPI_Comm comm)
int MPI_Iallgather(void* sendbuf, int sendcount, MPI_Datatype sendtype,
                  void* recvbuf, int recvcount, MPI_Datatype recvtype,
                  MPI_Comm comm, MPI_Request *request)
int MPI_Iallgatherv(void* sendbuf, int sendcount, MPI_Datatype sendtype,
                    void* recvbuf, int *recvcounts, int *displs,
                    MPI_Datatype recvtype, MPI_Comm comm, MPI_Request* request)
int MPI_Iallreduce(void* sendbuf, void* recvbuf, int count,
                   MPI_Datatype datatype, MPI_Op op, MPI_Comm comm,
                   MPI_Request *request)
int MPI_Ialltoall(void* sendbuf, int sendcount, MPI_Datatype sendtype,
                  void* recvbuf, int recvcount, MPI_Datatype recvtype,
                  MPI_Comm comm, MPI_Request *request)
int MPI_Ialltoallv(void* sendbuf, int *sendcounts, int *sdispls,
                   MPI_Datatype sendtype, void* recvbuf, int *recvcounts,
                   int *rdispls, MPI_Datatype recvtype, MPI_Comm comm,
                   MPI_Request *request)
int MPI_Ialltoallw(void* sendbuf, int sendcounts[], int sdispls[],
                   MPI_Datatype sendtypes[], void* recvbuf, int recvcounts[],
                   int rdispls[], MPI_Datatype recvtypes[], MPI_Comm comm,
                   MPI_Request *request)
int MPI_Ibarrier(MPI_Comm comm, MPI_Request *request)
int MPI_Ibcast(void* buffer, int count, MPI_Datatype datatype, int root,
               MPI_Comm comm, MPI_Request *request)
int MPI_Iexscan(void* sendbuf, void* recvbuf, int count,
                MPI_Datatype datatype, MPI_Op op, MPI_Comm comm,
                MPI_Request *request)
int MPI_Igather(void* sendbuf, int sendcount, MPI_Datatype sendtype,
                void* recvbuf, int recvcount, MPI_Datatype recvtype, int root,
                MPI_Comm comm, MPI_Request *request)
int MPI_Igatherv(void* sendbuf, int sendcount, MPI_Datatype sendtype,
                 void* recvbuf, int *recvcounts, int *displs,
                 MPI_Datatype recvtype, int root, MPI_Comm comm,
                 MPI_Request *request)
```

```
1 int MPI_Ireduce(void* sendbuf, void* recvbuf, int count,
2                 MPI_Datatype datatype, MPI_Op op, int root, MPI_Comm comm,
3                 MPI_Request *request)
4
5 int MPI_Ireduce_scatter(void* sendbuf, void* recvbuf, int *recvcounts,
6                         MPI_Datatype datatype, MPI_Op op, MPI_Comm comm,
7                         MPI_Request *request)
8
9 int MPI_Ireduce_scatter_block(void* sendbuf, void* recvbuf, int recvcount,
10                              MPI_Datatype datatype, MPI_Op op, MPI_Comm comm,
11                              MPI_Request *request)
12
13 int MPI_Iscan(void* sendbuf, void* recvbuf, int count,
14              MPI_Datatype datatype, MPI_Op op, MPI_Comm comm,
15              MPI_Request *request)
16
17 int MPI_Iscatter(void* sendbuf, int sendcount, MPI_Datatype sendtype,
18                void* recvbuf, int recvcount, MPI_Datatype recvtype, int root,
19                MPI_Comm comm, MPI_Request *request)
20
21 int MPI_Iscatterv(void* sendbuf, int *sendcounts, int *displs,
22                  MPI_Datatype sendtype, void* recvbuf, int recvcount,
23                  MPI_Datatype recvtype, int root, MPI_Comm comm,
24                  MPI_Request *request)
25
26 int MPI_Op_commutative(MPI_Op op, int *commute)
27
28 int MPI_Op_create(MPI_User_function *function, int commute, MPI_Op *op)
29
30 int MPI_Reduce(void* sendbuf, void* recvbuf, int count,
31               MPI_Datatype datatype, MPI_Op op, int root, MPI_Comm comm)
32
33 int MPI_Reduce_local(void* inbuf, void* inoutbuf, int count,
34                     MPI_Datatype datatype, MPI_Op op)
35
36 int MPI_Reduce_scatter(void* sendbuf, void* recvbuf, int *recvcounts,
37                       MPI_Datatype datatype, MPI_Op op, MPI_Comm comm)
38
39 int MPI_Reduce_scatter_block(void* sendbuf, void* recvbuf, int recvcount,
40                              MPI_Datatype datatype, MPI_Op op, MPI_Comm comm)
41
42 int MPI_Scan(void* sendbuf, void* recvbuf, int count,
43             MPI_Datatype datatype, MPI_Op op, MPI_Comm comm)
44
45 int MPI_Scatter(void* sendbuf, int sendcount, MPI_Datatype sendtype,
46               void* recvbuf, int recvcount, MPI_Datatype recvtype, int root,
47               MPI_Comm comm)
48
49 int MPI_Scatterv(void* sendbuf, int *sendcounts, int *displs,
50                 MPI_Datatype sendtype, void* recvbuf, int recvcount,
51                 MPI_Datatype recvtype, int root, MPI_Comm comm)
52
53 int MPI_op_free(MPI_Op *op)
```



## A.2.4 Groups, Contexts, Communicators, and Caching C Bindings

```

1
2
3
4
5
6
7
8
9
10
11
12
13
14
15
16
17
18
19
20
21
22
23
24
25
26
27
28
29
30
31
32
33
34
35
36
37
38
39
40
41
42
43
44
45
46
47
48

```

int MPI\_COMM\_DUP\_FN(MPI\_Comm oldcomm, int comm\_keyval, void \*extra\_state, void \*attribute\_val\_in, void \*attribute\_val\_out, int \*flag)

int MPI\_COMM\_NULL\_COPY\_FN(MPI\_Comm oldcomm, int comm\_keyval, void \*extra\_state, void \*attribute\_val\_in, void \*attribute\_val\_out, int \*flag)

int MPI\_COMM\_NULL\_DELETE\_FN(MPI\_Comm comm, int comm\_keyval, void \*attribute\_val, void \*extra\_state)

int MPI\_Comm\_compare(MPI\_Comm comm1, MPI\_Comm comm2, int \*result)

int MPI\_Comm\_create(MPI\_Comm comm, MPI\_Group group, MPI\_Comm \*newcomm)

int MPI\_Comm\_create\_keyval(MPI\_Comm\_copy\_attr\_function \*comm\_copy\_attr\_fn, MPI\_Comm\_delete\_attr\_function \*comm\_delete\_attr\_fn, int \*comm\_keyval, void \*extra\_state)

int MPI\_Comm\_delete\_attr(MPI\_Comm comm, int comm\_keyval)

int MPI\_Comm\_dup(MPI\_Comm comm, MPI\_Comm \*newcomm)

int MPI\_Comm\_free(MPI\_Comm \*comm)

int MPI\_Comm\_free\_keyval(int \*comm\_keyval)

int MPI\_Comm\_get\_attr(MPI\_Comm comm, int comm\_keyval, void \*attribute\_val, int \*flag)

int MPI\_Comm\_get\_name(MPI\_Comm comm, char \*comm\_name, int \*resultlen)

int MPI\_Comm\_group(MPI\_Comm comm, MPI\_Group \*group)

int MPI\_Comm\_rank(MPI\_Comm comm, int \*rank)

int MPI\_Comm\_remote\_group(MPI\_Comm comm, MPI\_Group \*group)

int MPI\_Comm\_remote\_size(MPI\_Comm comm, int \*size)

int MPI\_Comm\_set\_attr(MPI\_Comm comm, int comm\_keyval, void \*attribute\_val)

int MPI\_Comm\_set\_name(MPI\_Comm comm, **const** char \*comm\_name)

int MPI\_Comm\_size(MPI\_Comm comm, int \*size)

int MPI\_Comm\_split(MPI\_Comm comm, int color, int key, MPI\_Comm \*newcomm)

int MPI\_Comm\_split\_type(MPI\_Comm comm, int split\_type, int key, MPI\_Info info, MPI\_Comm \*newcomm)

int MPI\_Comm\_test\_inter(MPI\_Comm comm, int \*flag)

int MPI\_Group\_compare(MPI\_Group group1, MPI\_Group group2, int \*result)

int MPI\_Group\_difference(MPI\_Group group1, MPI\_Group group2, MPI\_Group \*newgroup)

ticket140.

```

ticket140. 1  int MPI_Group_excl(MPI_Group group, int n, const int *ranks,
2             MPI_Group *newgroup)
3
4  int MPI_Group_free(MPI_Group *group)
ticket140. 5  int MPI_Group_incl(MPI_Group group, int n, const int *ranks,
6             MPI_Group *newgroup)
7
8  int MPI_Group_intersection(MPI_Group group1, MPI_Group group2,
9             MPI_Group *newgroup)
10
11 int MPI_Group_range_excl(MPI_Group group, int n, int ranges[][3],
12                          MPI_Group *newgroup)
13
14 int MPI_Group_range_incl(MPI_Group group, int n, int ranges[][3],
15                          MPI_Group *newgroup)
16
17 int MPI_Group_rank(MPI_Group group, int *rank)
18
19 int MPI_Group_size(MPI_Group group, int *size)
ticket140. 20
21 int MPI_Group_translate_ranks (MPI_Group group1, int n, const int *ranks1,
22                               MPI_Group group2, int *ranks2)
23
24 int MPI_Group_union(MPI_Group group1, MPI_Group group2,
25                    MPI_Group *newgroup)
26
27 int MPI_Intercomm_create(MPI_Comm local_comm, int local_leader,
28                          MPI_Comm peer_comm, int remote_leader, int tag,
29                          MPI_Comm *newintercomm)
30
31 int MPI_Intercomm_merge(MPI_Comm intercomm, int high,
32                          MPI_Comm *newintracomm)
33
34 int MPI_TYPE_DUP_FN(MPI_Datatype oldtype, int type_keyval,
35                    void *extra_state, void *attribute_val_in,
36                    void *attribute_val_out, int *flag)
37
38 int MPI_TYPE_NULL_COPY_FN(MPI_Datatype oldtype, int type_keyval,
39                           void *extra_state, void *attribute_val_in,
40                           void *attribute_val_out, int *flag)
41
42 int MPI_TYPE_NULL_DELETE_FN(MPI_Datatype type, int type_keyval, void
43                             *attribute_val, void *extra_state)
44
45 int MPI_Type_create_keyval(MPI_Type_copy_attr_function *type_copy_attr_fn,
46                           MPI_Type_delete_attr_function *type_delete_attr_fn,
47                           int *type_keyval, void *extra_state)
48
49 int MPI_Type_delete_attr(MPI_Datatype type, int type_keyval)
50
51 int MPI_Type_free_keyval(int *type_keyval)
52
53 int MPI_Type_get_attr(MPI_Datatype type, int type_keyval, void
54                      *attribute_val, int *flag)

```

```

int MPI_Type_get_name(MPI_Datatype type, char *type_name, int *resultlen) 1
int MPI_Type_set_attr(MPI_Datatype type, int type_keyval, 2
    void *attribute_val) 3
int MPI_Type_set_name(MPI_Datatype type, const char *type_name) 5 ticket140.
int MPI_WIN_DUP_FN(MPI_Win oldwin, int win_keyval, void *extra_state, 6
    void *attribute_val_in, void *attribute_val_out, int *flag) 7
int MPI_WIN_NULL_COPY_FN(MPI_Win oldwin, int win_keyval, void *extra_state, 8
    void *attribute_val_in, void *attribute_val_out, int *flag) 9
int MPI_WIN_NULL_DELETE_FN(MPI_Win win, int win_keyval, void 10
    *attribute_val, void *extra_state) 11
int MPI_Win_create_keyval(MPI_Win_copy_attr_function *win_copy_attr_fn, 12
    MPI_Win_delete_attr_function *win_delete_attr_fn, 13
    int *win_keyval, void *extra_state) 14
int MPI_Win_delete_attr(MPI_Win win, int win_keyval) 15
int MPI_Win_free_keyval(int *win_keyval) 16
int MPI_Win_get_attr(MPI_Win win, int win_keyval, void *attribute_val, 17
    int *flag) 18
int MPI_Win_get_name(MPI_Win win, char *win_name, int *resultlen) 19
int MPI_Win_set_attr(MPI_Win win, int win_keyval, void *attribute_val) 20
int MPI_Win_set_name(MPI_Win win, const char *win_name) 21 ticket140.

```

### A.2.5 Process Topologies C Bindings

```

int MPI_Cart_coords(MPI_Comm comm, int rank, int maxdims, int *coords) 22
int MPI_Cart_create(MPI_Comm comm_old, int ndims, int *dims, int *periods, 23
    int reorder, MPI_Comm *comm_cart) 24
int MPI_Cart_get(MPI_Comm comm, int maxdims, int *dims, int *periods, 25
    int *coords) 26
int MPI_Cart_map(MPI_Comm comm, int ndims, int *dims, int *periods, 27
    int *newrank) 28
int MPI_Cart_rank(MPI_Comm comm, int *coords, int *rank) 29
int MPI_Cart_shift(MPI_Comm comm, int direction, int disp, 30
    int *rank_source, int *rank_dest) 31
int MPI_Cart_sub(MPI_Comm comm, int *remain_dims, MPI_Comm *newcomm) 32
int MPI_Cartdim_get(MPI_Comm comm, int *ndims) 33
int MPI_Dims_create(int nnodes, int ndims, int *dims) 34

```

```
1 int MPI_Dist_graph_create(MPI_Comm comm_old, int n, int sources[],
2     int degrees[], int destinations[], int weights[],
3     MPI_Info info, int reorder, MPI_Comm *comm_dist_graph)
4
5 int MPI_Dist_graph_create_adjacent(MPI_Comm comm_old, int indegree,
6     int sources[], int sourceweights[], int outdegree,
7     int destinations[], int destweights[], MPI_Info info,
8     int reorder, MPI_Comm *comm_dist_graph)
9
10 int MPI_Dist_graph_neighbors(MPI_Comm comm, int maxindegree, int sources[],
11     int sourceweights[], int maxoutdegree, int destinations[],
12     int destweights[])
13
14 int MPI_Dist_graph_neighbors_count(MPI_Comm comm, int *indegree,
15     int *outdegree, int *weighted)
16
17 int MPI_Graph_create(MPI_Comm comm_old, int nnodes, int *index, int *edges,
18     int reorder, MPI_Comm *comm_graph)
19
20 int MPI_Graph_get(MPI_Comm comm, int maxindex, int maxedges, int *index,
21     int *edges)
22
23 int MPI_Graph_map(MPI_Comm comm, int nnodes, int *index, int *edges,
24     int *newrank)
25
26 int MPI_Graph_neighbors(MPI_Comm comm, int rank, int maxneighbors,
27     int *neighbors)
28
29 int MPI_Graph_neighbors_count(MPI_Comm comm, int rank, int *nneighbors)
30
31 int MPI_Graphdims_get(MPI_Comm comm, int *nnodes, int *nedges)
32
33 int MPI_Topo_test(MPI_Comm comm, int *status)
```

#### A.2.6 MPI Environmental Management C Bindings

```
32 double MPI_Wtick(void)
33
34 double MPI_Wtime(void)
35
36 int MPI_Abort(MPI_Comm comm, int errorcode)
37
38 int MPI_Add_error_class(int *errorclass)
39
40 int MPI_Add_error_code(int errorclass, int *errorcode)
41
42 int MPI_Add_error_string(int errorcode, char *string)
43
44 int MPI_Alloc_mem(MPI_Aint size, MPI_Info info, void *baseptr)
45
46 int MPI_Comm_call_errhandler(MPI_Comm comm, int errorcode)
47
48 int MPI_Comm_create_errhandler(MPI_Comm_errhandler_function *function,
49     MPI_Errhandler *errhandler)
50
51 int MPI_Comm_get_errhandler(MPI_Comm comm, MPI_Errhandler *errhandler)
```

```

int MPI_Comm_set_errhandler(MPI_Comm comm, MPI_Errhandler errhandler)      1
int MPI_Errhandler_free(MPI_Errhandler *errhandler)                        2
int MPI_Error_class(int errorcode, int *errorclass)                        3
int MPI_Error_string(int errorcode, char *string, int *resultlen)          4
int MPI_File_call_errhandler(MPI_File fh, int errorcode)                  5
int MPI_File_create_errhandler(MPI_File_errhandler_function *function,    6
                               MPI_Errhandler *errhandler)                7
int MPI_File_get_errhandler(MPI_File file, MPI_Errhandler *errhandler)    8
int MPI_File_set_errhandler(MPI_File file, MPI_Errhandler errhandler)    9
int MPI_Finalize(void)                                                    10
int MPI_Finalized(int *flag)                                              11
int MPI_Free_mem(void *base)                                              12
int MPI_Get_processor_name(char *name, int *resultlen)                    13
int MPI_Get_version(int *version, int *subversion)                       14
int MPI_Init(int *argc, char ***argv)                                     15
int MPI_Initialized(int *flag)                                            16
int MPI_Win_call_errhandler(MPI_Win win, int errorcode)                   17
int MPI_Win_create_errhandler(MPI_Win_errhandler_function *function,     18
                              MPI_Errhandler *errhandler)                19
int MPI_Win_get_errhandler(MPI_Win win, MPI_Errhandler *errhandler)     20
int MPI_Win_set_errhandler(MPI_Win win, MPI_Errhandler errhandler)      21

```

### A.2.7 The Info Object C Bindings

```

int MPI_Info_create(MPI_Info *info)                                       22
int MPI_Info_delete(MPI_Info info, const char *key)                       23 ticket140.
int MPI_Info_dup(MPI_Info info, MPI_Info *newinfo)                       24
int MPI_Info_free(MPI_Info *info)                                         25
int MPI_Info_get(MPI_Info info, const char *key, int valuelen, char *value, 26 ticket140.
                 int *flag)                                               27
int MPI_Info_get_nkeys(MPI_Info info, int *nkeys)                         28
int MPI_Info_get_nthkey(MPI_Info info, int n, char *key)                 29
int MPI_Info_get_valuelen(MPI_Info info, const char *key, int *valuelen, 30 ticket140.
                          int *flag)                                       31

```

```

ticket140. 1 int MPI_Info_set(MPI_Info info, const char *key, const char *value)
ticket140. 2
3
4 A.2.8 Process Creation and Management C Bindings
5
6 int MPI_Close_port(char *port_name)
7
8 int MPI_Comm_accept(char *port_name, MPI_Info info, int root,
9 MPI_Comm comm, MPI_Comm *newcomm)
10
11 int MPI_Comm_connect(char *port_name, MPI_Info info, int root,
12 MPI_Comm comm, MPI_Comm *newcomm)
13
14 int MPI_Comm_disconnect(MPI_Comm *comm)
15
16 int MPI_Comm_get_parent(MPI_Comm *parent)
17
18 int MPI_Comm_join(int fd, MPI_Comm *intercomm)
19
20 int MPI_Comm_spawn(char *command, char *argv[], int maxprocs, MPI_Info
21 info, int root, MPI_Comm comm, MPI_Comm *intercomm,
22 int array_of_errcodes[])
23
24 int MPI_Comm_spawn_multiple(int count, char *array_of_commands[],
25 char **array_of_argv[], int array_of_maxprocs[],
26 MPI_Info array_of_info[], int root, MPI_Comm comm,
27 MPI_Comm *intercomm, int array_of_errcodes[])
28
29 int MPI_Lookup_name(char *service_name, MPI_Info info, char *port_name)
30
31 int MPI_Open_port(MPI_Info info, char *port_name)
32
33 int MPI_Publish_name(char *service_name, MPI_Info info, char *port_name)
34
35 int MPI_Unpublish_name(char *service_name, MPI_Info info, char *port_name)
36
37
38 A.2.9 One-Sided Communications C Bindings
39
40 ticket140. int MPI_Accumulate(const void *origin_addr, int origin_count,
41 MPI_Datatype origin_datatype, int target_rank,
42 MPI_Aint target_disp, int target_count,
43 MPI_Datatype target_datatype, MPI_Op op, MPI_Win win)
44
45 int MPI_Get(void *origin_addr, int origin_count, MPI_Datatype
46 origin_datatype, int target_rank, MPI_Aint target_disp, int
47 target_count, MPI_Datatype target_datatype, MPI_Win win)
48
49 ticket140. int MPI_Put(const void *origin_addr, int origin_count, MPI_Datatype
50 origin_datatype, int target_rank, MPI_Aint target_disp, int
51 target_count, MPI_Datatype target_datatype, MPI_Win win)
52
53 int MPI_Win_complete(MPI_Win win)
54
55 int MPI_Win_create(void *base, MPI_Aint size, int disp_unit, MPI_Info info,
56 MPI_Comm comm, MPI_Win *win)

```

```
int MPI_Win_fence(int assert, MPI_Win win) 1
int MPI_Win_free(MPI_Win *win) 2
int MPI_Win_get_group(MPI_Win win, MPI_Group *group) 3
int MPI_Win_lock(int lock_type, int rank, int assert, MPI_Win win) 4
int MPI_Win_post(MPI_Group group, int assert, MPI_Win win) 5
int MPI_Win_start(MPI_Group group, int assert, MPI_Win win) 6
int MPI_Win_test(MPI_Win win, int *flag) 7
int MPI_Win_unlock(int rank, MPI_Win win) 8
int MPI_Win_wait(MPI_Win win) 9
```

#### A.2.10 External Interfaces C Bindings

```
int MPI_Grequest_complete(MPI_Request request) 10
int MPI_Grequest_start(MPI_Grequest_query_function *query_fn, 11
    MPI_Grequest_free_function *free_fn, 12
    MPI_Grequest_cancel_function *cancel_fn, void *extra_state, 13
    MPI_Request *request) 14
int MPI_Init_thread(int *argc, char ((*argv)[]), int required, 15
    int *provided) 16
int MPI_Is_thread_main(int *flag) 17
int MPI_Query_thread(int *provided) 18
int MPI_Status_set_cancelled(MPI_Status *status, int flag) 19
int MPI_Status_set_elements(MPI_Status *status, MPI_Datatype datatype, 20
    int count) 21
int MPI_Status_set_elements_x(MPI_Status *status, MPI_Datatype datatype, 22
    MPI_Count count) 23
int MPI_Thread_attach(int rank, MPI_Comm comm) 24
```

#### A.2.11 I/O C Bindings

```
int MPI_File_close(MPI_File *fh) 25
int MPI_File_delete(char *filename, MPI_Info info) 26
int MPI_File_get_amode(MPI_File fh, int *amode) 27
int MPI_File_get_atomicsity(MPI_File fh, int *flag) 28
int MPI_File_get_byte_offset(MPI_File fh, MPI_Offset offset, 29
    MPI_Offset *disp) 30
```

```
1 int MPI_File_get_group(MPI_File fh, MPI_Group *group)
2
3 int MPI_File_get_info(MPI_File fh, MPI_Info *info_used)
4
5 int MPI_File_get_position(MPI_File fh, MPI_Offset *offset)
6
7 int MPI_File_get_position_shared(MPI_File fh, MPI_Offset *offset)
8
9 int MPI_File_get_size(MPI_File fh, MPI_Offset *size)
10
11 int MPI_File_get_type_extent(MPI_File fh, MPI_Datatype datatype,
12                               MPI_Aint *extent)
13
14 int MPI_File_get_view(MPI_File fh, MPI_Offset *disp, MPI_Datatype *etype,
15                       MPI_Datatype *filetype, char *datarep)
16
17 int MPI_File_iread(MPI_File fh, void *buf, int count,
18                   MPI_Datatype datatype, MPI_Request *request)
19
20 int MPI_File_iread_at(MPI_File fh, MPI_Offset offset, void *buf, int count,
21                       MPI_Datatype datatype, MPI_Request *request)
22
23 int MPI_File_iread_shared(MPI_File fh, void *buf, int count,
24                           MPI_Datatype datatype, MPI_Request *request)
25
26 int MPI_File_iread_shared(MPI_File fh, void *buf, int count,
27                           MPI_Datatype datatype, MPI_Request *request)
28
29 int MPI_File_iwrite(MPI_File fh, void *buf, int count,
30                    MPI_Datatype datatype, MPI_Request *request)
31
32 int MPI_File_iwrite_at(MPI_File fh, MPI_Offset offset, void *buf,
33                        int count, MPI_Datatype datatype, MPI_Request *request)
34
35 int MPI_File_iwrite_shared(MPI_File fh, void *buf, int count,
36                            MPI_Datatype datatype, MPI_Request *request)
37
38 int MPI_File_iwrite_shared(MPI_File fh, void *buf, int count,
39                            MPI_Datatype datatype, MPI_Request *request)
40
41 int MPI_File_open(MPI_Comm comm, char *filename, int amode, MPI_Info info,
42                  MPI_File *fh)
43
44 int MPI_File_preallocate(MPI_File fh, MPI_Offset size)
45
46 int MPI_File_read(MPI_File fh, void *buf, int count, MPI_Datatype datatype,
47                  MPI_Status *status)
48
49 int MPI_File_read_all(MPI_File fh, void *buf, int count,
50                       MPI_Datatype datatype, MPI_Status *status)
51
52 int MPI_File_read_all_begin(MPI_File fh, void *buf, int count,
53                             MPI_Datatype datatype)
54
55 int MPI_File_read_all_end(MPI_File fh, void *buf, MPI_Status *status)
56
57 int MPI_File_read_at(MPI_File fh, MPI_Offset offset, void *buf, int count,
58                     MPI_Datatype datatype, MPI_Status *status)
59
60 int MPI_File_read_at_all(MPI_File fh, MPI_Offset offset, void *buf,
61                          int count, MPI_Datatype datatype, MPI_Status *status)
62
63 int MPI_File_read_at_all_begin(MPI_File fh, MPI_Offset offset, void *buf,
```



```
        int count, MPI_Datatype datatype) 1
int MPI_File_read_at_all_end(MPI_File fh, void *buf, MPI_Status *status) 2
int MPI_File_read_ordered(MPI_File fh, void *buf, int count, 3
        MPI_Datatype datatype, MPI_Status *status) 4
int MPI_File_read_ordered_begin(MPI_File fh, void *buf, int count, 5
        MPI_Datatype datatype) 6
int MPI_File_read_ordered_end(MPI_File fh, void *buf, MPI_Status *status) 7
int MPI_File_read_shared(MPI_File fh, void *buf, int count, 8
        MPI_Datatype datatype, MPI_Status *status) 9
int MPI_File_seek(MPI_File fh, MPI_Offset offset, int whence) 10
int MPI_File_seek_shared(MPI_File fh, MPI_Offset offset, int whence) 11
int MPI_File_set_atomicity(MPI_File fh, int flag) 12
int MPI_File_set_info(MPI_File fh, MPI_Info info) 13
int MPI_File_set_size(MPI_File fh, MPI_Offset size) 14
int MPI_File_set_view(MPI_File fh, MPI_Offset disp, MPI_Datatype etype, 15
        MPI_Datatype filetype, char *datarep, MPI_Info info) 16
int MPI_File_sync(MPI_File fh) 17
int MPI_File_write(MPI_File fh, void *buf, int count, 18
        MPI_Datatype datatype, MPI_Status *status) 19
int MPI_File_write_all(MPI_File fh, void *buf, int count, 20
        MPI_Datatype datatype, MPI_Status *status) 21
int MPI_File_write_all_begin(MPI_File fh, void *buf, int count, 22
        MPI_Datatype datatype) 23
int MPI_File_write_all_end(MPI_File fh, void *buf, MPI_Status *status) 24
int MPI_File_write_at(MPI_File fh, MPI_Offset offset, void *buf, int count, 25
        MPI_Datatype datatype, MPI_Status *status) 26
int MPI_File_write_at_all(MPI_File fh, MPI_Offset offset, void *buf, 27
        int count, MPI_Datatype datatype, MPI_Status *status) 28
int MPI_File_write_at_all_begin(MPI_File fh, MPI_Offset offset, void *buf, 29
        int count, MPI_Datatype datatype) 30
int MPI_File_write_at_all_end(MPI_File fh, void *buf, MPI_Status *status) 31
int MPI_File_write_ordered(MPI_File fh, void *buf, int count, 32
        MPI_Datatype datatype, MPI_Status *status) 33
int MPI_File_write_ordered_begin(MPI_File fh, void *buf, int count, 34
        MPI_Datatype datatype) 35
int MPI_File_write_ordered_end(MPI_File fh, void *buf, MPI_Status *status) 36
int MPI_File_write_ordered_begin(MPI_File fh, void *buf, int count, 37
        MPI_Datatype datatype) 38
int MPI_File_write_ordered_end(MPI_File fh, void *buf, MPI_Status *status) 39
int MPI_File_write_ordered_begin(MPI_File fh, void *buf, int count, 40
        MPI_Datatype datatype) 41
int MPI_File_write_ordered_end(MPI_File fh, void *buf, MPI_Status *status) 42
int MPI_File_write_ordered_begin(MPI_File fh, void *buf, int count, 43
        MPI_Datatype datatype) 44
int MPI_File_write_ordered_end(MPI_File fh, void *buf, MPI_Status *status) 45
int MPI_File_write_ordered_begin(MPI_File fh, void *buf, int count, 46
        MPI_Datatype datatype) 47
int MPI_File_write_ordered_end(MPI_File fh, void *buf, MPI_Status *status) 48
```

```
1 int MPI_File_write_ordered_end(MPI_File fh, void *buf, MPI_Status *status)
2
3 int MPI_File_write_shared(MPI_File fh, void *buf, int count,
4     MPI_Datatype datatype, MPI_Status *status)
5
6 int MPI_Register_datarep(char *datarep,
7     MPI_Datarep_conversion_function *read_conversion_fn,
8     MPI_Datarep_conversion_function *write_conversion_fn,
9     MPI_Datarep_extent_function *dtype_file_extent_fn,
10    void *extra_state)
```

## 11 A.2.12 Language Bindings C Bindings

```
12
13 int MPI_Type_create_f90_complex(int p, int r, MPI_Datatype *newtype)
14
15 int MPI_Type_create_f90_integer(int r, MPI_Datatype *newtype)
16
17 int MPI_Type_create_f90_real(int p, int r, MPI_Datatype *newtype)
18
19 int MPI_Type_match_size(int typeclass, int size, MPI_Datatype *type)
20
21 MPI_Fint MPI_Comm_c2f(MPI_Comm comm)
22
23 MPI_Comm MPI_Comm_f2c(MPI_Fint comm)
24
25 MPI_Fint MPI_Errhandler_c2f(MPI_Errhandler errhandler)
26
27 MPI_Errhandler MPI_Errhandler_f2c(MPI_Fint errhandler)
28
29 MPI_Fint MPI_File_c2f(MPI_File file)
30
31 MPI_File MPI_File_f2c(MPI_Fint file)
32
33 MPI_Fint MPI_Group_c2f(MPI_Group group)
34
35 MPI_Group MPI_Group_f2c(MPI_Fint group)
36
37 MPI_Fint MPI_Info_c2f(MPI_Info info)
38
39 MPI_Info MPI_Info_f2c(MPI_Fint info)
40
41 MPI_Fint MPI_Op_c2f(MPI_Op op)
42
43 MPI_Op MPI_Op_f2c(MPI_Fint op)
44
45 MPI_Fint MPI_Request_c2f(MPI_Request request)
46
47 MPI_Request MPI_Request_f2c(MPI_Fint request)
48
49 int MPI_Status_c2f(MPI_Status *c_status, MPI_Fint *f_status)
50
51 int MPI_Status_f2c(MPI_Fint *f_status, MPI_Status *c_status)
52
53 MPI_Fint MPI_Type_c2f(MPI_Datatype datatype)
54
55 MPI_Datatype MPI_Type_f2c(MPI_Fint datatype)
56
57 MPI_Fint MPI_Win_c2f(MPI_Win win)
```

```
MPI_Win MPI_Win_f2c(MPI_Fint win)
```

1

2

3

### A.2.13 Profiling Interface C Bindings

4

```
int MPI_Pcontrol(const int level, ...)
```

5

6

7

### A.2.14 Deprecated C Bindings

8

```
int MPI_Address(void* location, MPI_Aint *address)
```

9

10

```
int MPI_Attr_delete(MPI_Comm comm, int keyval)
```

11

```
int MPI_Attr_get(MPI_Comm comm, int keyval, void *attribute_val, int *flag)
```

12

13

```
int MPI_Attr_put(MPI_Comm comm, int keyval, void* attribute_val)
```

14

```
int MPI_DUP_FN(MPI_Comm oldcomm, int keyval, void *extra_state,
               void *attribute_val_in, void *attribute_val_out, int *flag)
```

15

16

17

```
int MPI_Errhandler_create(MPI_Handler_function *function,
                          MPI_Errhandler *errhandler)
```

18

19

```
int MPI_Errhandler_get(MPI_Comm comm, MPI_Errhandler *errhandler)
```

20

21

```
int MPI_Errhandler_set(MPI_Comm comm, MPI_Errhandler errhandler)
```

22

```
int MPI_Keyval_create(MPI_Copy_function *copy_fn, MPI_Delete_function
                     *delete_fn, int *keyval, void* extra_state)
```

23

24

25

```
int MPI_Keyval_free(int *keyval)
```

26

27

```
int MPI_NULL_COPY_FN(MPI_Comm oldcomm, int keyval, void *extra_state,
                    void *attribute_val_in, void *attribute_val_out, int *flag)
```

28

29

```
int MPI_NULL_DELETE_FN(MPI_Comm comm, int keyval, void *attribute_val,
                      void *extra_state)
```

30

31

32

```
int MPI_Type_extent(MPI_Datatype datatype, MPI_Aint *extent)
```

33

```
int MPI_Type_hindexed(int count, int *array_of_blocklengths,
                     MPI_Aint *array_of_displacements, MPI_Datatype oldtype,
                     MPI_Datatype *newtype)
```

34

35

36

37

```
int MPI_Type_hvector(int count, int blocklength, MPI_Aint stride,
                    MPI_Datatype oldtype, MPI_Datatype *newtype)
```

38

39

```
int MPI_Type_lb(MPI_Datatype datatype, MPI_Aint* displacement)
```

40

41

```
int MPI_Type_struct(int count, int *array_of_blocklengths,
                   MPI_Aint *array_of_displacements,
                   MPI_Datatype *array_of_types, MPI_Datatype *newtype)
```

42

43

44

```
int MPI_Type_ub(MPI_Datatype datatype, MPI_Aint* displacement)
```

45

46

47

48

## A.3 Fortran Bindings

### A.3.1 Point-to-Point Communication Fortran Bindings

MPI\_BSEND(BUF, COUNT, DATATYPE, DEST, TAG, COMM, IERROR)

<type> BUF(\*)

INTEGER COUNT, DATATYPE, DEST, TAG, COMM, IERROR

MPI\_BSEND\_INIT(BUF, COUNT, DATATYPE, DEST, TAG, COMM, REQUEST, IERROR)

<type> BUF(\*)

INTEGER REQUEST, COUNT, DATATYPE, DEST, TAG, COMM, REQUEST, IERROR

MPI\_BUFFER\_ATTACH(BUFFER, SIZE, IERROR)

<type> BUFFER(\*)

INTEGER SIZE, IERROR

MPI\_BUFFER\_DETACH(BUFFER\_ADDR, SIZE, IERROR)

<type> BUFFER\_ADDR(\*)

INTEGER SIZE, IERROR

MPI\_CANCEL(REQUEST, IERROR)

INTEGER REQUEST, IERROR

MPI\_GET\_COUNT(STATUS, DATATYPE, COUNT, IERROR)

INTEGER STATUS(MPI\_STATUS\_SIZE), DATATYPE, COUNT, IERROR

MPI\_IBSEND(BUF, COUNT, DATATYPE, DEST, TAG, COMM, REQUEST, IERROR)

<type> BUF(\*)

INTEGER COUNT, DATATYPE, DEST, TAG, COMM, REQUEST, IERROR

MPI\_IPROBE(SOURCE, TAG, COMM, FLAG, STATUS, IERROR)

LOGICAL FLAG

INTEGER SOURCE, TAG, COMM, STATUS(MPI\_STATUS\_SIZE), IERROR

MPI\_IRECV(BUF, COUNT, DATATYPE, SOURCE, TAG, COMM, REQUEST, IERROR)

<type> BUF(\*)

INTEGER COUNT, DATATYPE, SOURCE, TAG, COMM, REQUEST, IERROR

MPI\_IRSEND(BUF, COUNT, DATATYPE, DEST, TAG, COMM, REQUEST, IERROR)

<type> BUF(\*)

INTEGER COUNT, DATATYPE, DEST, TAG, COMM, REQUEST, IERROR

MPI\_ISEND(BUF, COUNT, DATATYPE, DEST, TAG, COMM, REQUEST, IERROR)

<type> BUF(\*)

INTEGER COUNT, DATATYPE, DEST, TAG, COMM, REQUEST, IERROR

MPI\_ISSEND(BUF, COUNT, DATATYPE, DEST, TAG, COMM, REQUEST, IERROR)

<type> BUF(\*)

INTEGER COUNT, DATATYPE, DEST, TAG, COMM, REQUEST, IERROR

MPI\_PROBE(SOURCE, TAG, COMM, STATUS, IERROR)

INTEGER SOURCE, TAG, COMM, STATUS(MPI\_STATUS\_SIZE), IERROR

MPI\_RECV(BUF, COUNT, DATATYPE, SOURCE, TAG, COMM, STATUS, IERROR)

```

    <type> BUF(*)
    INTEGER COUNT, DATATYPE, SOURCE, TAG, COMM, STATUS(MPI_STATUS_SIZE),
    IERROR
MPI_RECV_INIT(BUF, COUNT, DATATYPE, SOURCE, TAG, COMM, REQUEST, IERROR)
    <type> BUF(*)
    INTEGER COUNT, DATATYPE, SOURCE, TAG, COMM, REQUEST, IERROR
MPI_REQUEST_FREE(REQUEST, IERROR)
    INTEGER REQUEST, IERROR
MPI_REQUEST_GET_STATUS( REQUEST, FLAG, STATUS, IERROR)
    INTEGER REQUEST, STATUS(MPI_STATUS_SIZE), IERROR
    LOGICAL FLAG
MPI_RSEND(BUF, COUNT, DATATYPE, DEST, TAG, COMM, IERROR)
    <type> BUF(*)
    INTEGER COUNT, DATATYPE, DEST, TAG, COMM, IERROR
MPI_RSEND_INIT(BUF, COUNT, DATATYPE, DEST, TAG, COMM, REQUEST, IERROR)
    <type> BUF(*)
    INTEGER COUNT, DATATYPE, DEST, TAG, COMM, REQUEST, IERROR
MPI_SEND(BUF, COUNT, DATATYPE, DEST, TAG, COMM, IERROR)
    <type> BUF(*)
    INTEGER COUNT, DATATYPE, DEST, TAG, COMM, IERROR
MPI_SENDRECV(SENDBUF, SENDCOUNT, SENDTYPE, DEST, SENDTAG, RECVBUF,
    RECVCOUNT, RECVMODE, SOURCE, RECVMODE, COMM, STATUS, IERROR)
    <type> SENDBUF(*), RECVBUF(*)
    INTEGER SENDCOUNT, SENDTYPE, DEST, SENDTAG, RECVCOUNT, RECVMODE,
    SOURCE, RECVMODE, COMM, STATUS(MPI_STATUS_SIZE), IERROR
MPI_SENDRECV_REPLACE(BUF, COUNT, DATATYPE, DEST, SENDTAG, SOURCE, RECVMODE,
    COMM, STATUS, IERROR)
    <type> BUF(*)
    INTEGER COUNT, DATATYPE, DEST, SENDTAG, SOURCE, RECVMODE, COMM,
    STATUS(MPI_STATUS_SIZE), IERROR
MPI_SEND_INIT(BUF, COUNT, DATATYPE, DEST, TAG, COMM, REQUEST, IERROR)
    <type> BUF(*)
    INTEGER REQUEST, COUNT, DATATYPE, DEST, TAG, COMM, REQUEST, IERROR
MPI_SSEND(BUF, COUNT, DATATYPE, DEST, TAG, COMM, IERROR)
    <type> BUF(*)
    INTEGER COUNT, DATATYPE, DEST, TAG, COMM, IERROR
MPI_SSEND_INIT(BUF, COUNT, DATATYPE, DEST, TAG, COMM, REQUEST, IERROR)
    <type> BUF(*)
    INTEGER COUNT, DATATYPE, DEST, TAG, COMM, REQUEST, IERROR
MPI_START(REQUEST, IERROR)
    INTEGER REQUEST, IERROR

```

```

1 MPI_STARTALL(COUNT, ARRAY_OF_REQUESTS, IERROR)
2     INTEGER COUNT, ARRAY_OF_REQUESTS(*), IERROR
3
4 MPI_TEST(REQUEST, FLAG, STATUS, IERROR)
5     LOGICAL FLAG
6     INTEGER REQUEST, STATUS(MPI_STATUS_SIZE), IERROR
7
8 MPI_TESTALL(COUNT, ARRAY_OF_REQUESTS, FLAG, ARRAY_OF_STATUSES, IERROR)
9     LOGICAL FLAG
10    INTEGER COUNT, ARRAY_OF_REQUESTS(*),
11    ARRAY_OF_STATUSES(MPI_STATUS_SIZE,*), IERROR
12
13 MPI_TESTANY(COUNT, ARRAY_OF_REQUESTS, INDEX, FLAG, STATUS, IERROR)
14    LOGICAL FLAG
15    INTEGER COUNT, ARRAY_OF_REQUESTS(*), INDEX, STATUS(MPI_STATUS_SIZE),
16    IERROR
17
18 MPI_TESTSOME(INCOUNT, ARRAY_OF_REQUESTS, OUTCOUNT, ARRAY_OF_INDICES,
19             ARRAY_OF_STATUSES, IERROR)
20    INTEGER INCOUNT, ARRAY_OF_REQUESTS(*), OUTCOUNT, ARRAY_OF_INDICES(*),
21    ARRAY_OF_STATUSES(MPI_STATUS_SIZE,*), IERROR
22
23 MPI_TEST_CANCELLED(STATUS, FLAG, IERROR)
24    LOGICAL FLAG
25    INTEGER STATUS(MPI_STATUS_SIZE), IERROR
26
27 MPI_WAIT(REQUEST, STATUS, IERROR)
28    INTEGER REQUEST, STATUS(MPI_STATUS_SIZE), IERROR
29
30 MPI_WAITALL(COUNT, ARRAY_OF_REQUESTS, ARRAY_OF_STATUSES, IERROR)
31    INTEGER COUNT, ARRAY_OF_REQUESTS(*)
32    INTEGER ARRAY_OF_STATUSES(MPI_STATUS_SIZE,*), IERROR
33
34 MPI_WAITANY(COUNT, ARRAY_OF_REQUESTS, INDEX, STATUS, IERROR)
35    INTEGER COUNT, ARRAY_OF_REQUESTS(*), INDEX, STATUS(MPI_STATUS_SIZE),
36    IERROR
37
38 MPI_WAITSOME(INCOUNT, ARRAY_OF_REQUESTS, OUTCOUNT, ARRAY_OF_INDICES,
39             ARRAY_OF_STATUSES, IERROR)
40    INTEGER INCOUNT, ARRAY_OF_REQUESTS(*), OUTCOUNT, ARRAY_OF_INDICES(*),
41    ARRAY_OF_STATUSES(MPI_STATUS_SIZE,*), IERROR
42
43 A.3.2 Datatypes Fortran Bindings
44
45 MPI_GET_ADDRESS(LOCATION, ADDRESS, IERROR)
46     <type> LOCATION(*)
47     INTEGER IERROR
48     INTEGER(KIND=MPI_ADDRESS_KIND) ADDRESS
49
50 MPI_GET_ELEMENTS(STATUS, DATATYPE, COUNT, IERROR)
51     INTEGER STATUS(MPI_STATUS_SIZE), DATATYPE, COUNT, IERROR
52
53 MPI_PACK(INBUF, INCOUNT, DATATYPE, OUTBUF, OUTSIZE, POSITION, COMM, IERROR)

```

```

<type> INBUF(*), OUTBUF(*)                                1
INTEGER INCOUNT, DATATYPE, OUTSIZE, POSITION, COMM, IERROR 2
                                                                3
MPI_PACK_EXTERNAL(DATAREP, INBUF, INCOUNT, DATATYPE, OUTBUF, OUTSIZE,
                  POSITION, IERROR)                        4
                                                                5
INTEGER INCOUNT, DATATYPE, IERROR                        6
INTEGER(KIND=MPI_ADDRESS_KIND) OUTSIZE, POSITION          7
CHARACTER*(*) DATAREP                                    8
<type> INBUF(*), OUTBUF(*)                                9
                                                                10
MPI_PACK_EXTERNAL_SIZE(DATAREP, INCOUNT, DATATYPE, SIZE, IERROR) 11
INTEGER INCOUNT, DATATYPE, IERROR                       12
INTEGER(KIND=MPI_ADDRESS_KIND) SIZE                     13
CHARACTER*(*) DATAREP                                   14
                                                                15
MPI_PACK_SIZE(INCOUNT, DATATYPE, COMM, SIZE, IERROR)     16
INTEGER INCOUNT, DATATYPE, COMM, SIZE, IERROR          17
                                                                18
MPI_TYPE_COMMIT(DATATYPE, IERROR)                       19
INTEGER DATATYPE, IERROR                                20
                                                                21
MPI_TYPE_CONTIGUOUS(COUNT, OLDTYPE, NEWTYPE, IERROR)    22
INTEGER COUNT, OLDTYPE, NEWTYPE, IERROR                 23
                                                                24
MPI_TYPE_CREATE_DARRAY(SIZE, RANK, NDIMS, ARRAY_OF_GSIZES,
                      ARRAY_OF_DISTRIBS, ARRAY_OF_DARGS, ARRAY_OF_PSIZEs, ORDER,
                      OLDTYPE, NEWTYPE, IERROR)          25
                                                                26
INTEGER SIZE, RANK, NDIMS, ARRAY_OF_GSIZES(*), ARRAY_OF_DISTRIBS(*),
                      ARRAY_OF_DARGS(*), ARRAY_OF_PSIZEs(*), ORDER, OLDTYPE, NEWTYPE, IERROR 27
                                                                28
MPI_TYPE_CREATE_HINDEXED(COUNT, ARRAY_OF_BLOCKLENGTHS,
                        ARRAY_OF_DISPLACEMENTS, OLDTYPE, NEWTYPE, IERROR) 29
                                                                30
INTEGER COUNT, ARRAY_OF_BLOCKLENGTHS(*), OLDTYPE, NEWTYPE, IERROR
                                                                31
INTEGER(KIND=MPI_ADDRESS_KIND) ARRAY_OF_DISPLACEMENTS(*)
                                                                32
MPI_TYPE_CREATE_HVECTOR(COUNT, BLOCKLENGTH, STRIDE, OLDTYPE, NEWTYPE,
                       IERROR)                          33
                                                                34
INTEGER COUNT, BLOCKLENGTH, OLDTYPE, NEWTYPE, IERROR    35
                                                                36
INTEGER(KIND=MPI_ADDRESS_KIND) STRIDE
                                                                37
MPI_TYPE_CREATE_INDEXED_BLOCK(COUNT, BLOCKLENGTH, ARRAY_OF_DISPLACEMENTS,
                              OLDTYPE, NEWTYPE, IERROR) 38
                                                                39
INTEGER COUNT, BLOCKLENGTH, ARRAY_OF_DISPLACEMENTS(*), OLDTYPE,
                                                                40
NEWTYPE, IERROR
                                                                41
MPI_TYPE_CREATE_RESIZED(OLDTYPE, LB, EXTENT, NEWTYPE, IERROR) 42
                                                                43
INTEGER OLDTYPE, NEWTYPE, IERROR                        44
                                                                45
INTEGER(KIND=MPI_ADDRESS_KIND) LB, EXTENT
                                                                46
MPI_TYPE_CREATE_STRUCT(COUNT, ARRAY_OF_BLOCKLENGTHS,
                      ARRAY_OF_DISPLACEMENTS, ARRAY_OF_TYPES, NEWTYPE, IERROR) 47
                                                                48
INTEGER COUNT, ARRAY_OF_BLOCKLENGTHS(*), ARRAY_OF_TYPES(*), NEWTYPE,
                                                                49
IERROR

```

```

1     INTEGER(KIND=MPI_ADDRESS_KIND) ARRAY_OF_DISPLACEMENTS(*)
2
3     MPI_TYPE_CREATE_SUBARRAY(NDIMS, ARRAY_OF_SIZES, ARRAY_OF_SUBSIZES,
4         ARRAY_OF_STARTS, ORDER, OLDTYPE, NEWTYPE, IERROR)
5         INTEGER NDIMS, ARRAY_OF_SIZES(*), ARRAY_OF_SUBSIZES(*),
6         ARRAY_OF_STARTS(*), ORDER, OLDTYPE, NEWTYPE, IERROR
7
8     MPI_TYPE_DUP(TYPE, NEWTYPE, IERROR)
9         INTEGER TYPE, NEWTYPE, IERROR
10
11    MPI_TYPE_FREE(DATATYPE, IERROR)
12        INTEGER DATATYPE, IERROR
13
14    MPI_TYPE_GET_CONTENTS(DATATYPE, MAX_INTEGERS, MAX_ADDRESSES, MAX_DATATYPES,
15        ARRAY_OF_INTEGERS, ARRAY_OF_ADDRESSES, ARRAY_OF_DATATYPES,
16        IERROR)
17        INTEGER DATATYPE, MAX_INTEGERS, MAX_ADDRESSES, MAX_DATATYPES,
18        ARRAY_OF_INTEGERS(*), ARRAY_OF_DATATYPES(*), IERROR
19        INTEGER(KIND=MPI_ADDRESS_KIND) ARRAY_OF_ADDRESSES(*)
20
21    MPI_TYPE_GET_ENVELOPE(DATATYPE, NUM_INTEGERS, NUM_ADDRESSES, NUM_DATATYPES,
22        COMBINER, IERROR)
23        INTEGER DATATYPE, NUM_INTEGERS, NUM_ADDRESSES, NUM_DATATYPES, COMBINER,
24        IERROR
25
26    MPI_TYPE_GET_EXTENT(DATATYPE, LB, EXTENT, IERROR)
27        INTEGER DATATYPE, IERROR
28        INTEGER(KIND = MPI_ADDRESS_KIND) LB, EXTENT
29
30    MPI_TYPE_GET_TRUE_EXTENT(DATATYPE, TRUE_LB, TRUE_EXTENT, IERROR)
31        INTEGER DATATYPE, IERROR
32        INTEGER(KIND = MPI_ADDRESS_KIND) TRUE_LB, TRUE_EXTENT
33
34    MPI_TYPE_INDEXED(COUNT, ARRAY_OF_BLOCKLENGTHS, ARRAY_OF_DISPLACEMENTS,
35        OLDTYPE, NEWTYPE, IERROR)
36        INTEGER COUNT, ARRAY_OF_BLOCKLENGTHS(*), ARRAY_OF_DISPLACEMENTS(*),
37        OLDTYPE, NEWTYPE, IERROR
38
39    MPI_TYPE_SIZE(DATATYPE, SIZE, IERROR)
40        INTEGER DATATYPE, SIZE, IERROR
41
42    MPI_TYPE_VECTOR(COUNT, BLOCKLENGTH, STRIDE, OLDTYPE, NEWTYPE, IERROR)
43        INTEGER COUNT, BLOCKLENGTH, STRIDE, OLDTYPE, NEWTYPE, IERROR
44
45    MPI_UNPACK(INBUF, INSIZE, POSITION, OUTBUF, OUTCOUNT, DATATYPE, COMM,
46        IERROR)
47        <type> INBUF(*), OUTBUF(*)
48        INTEGER INSIZE, POSITION, OUTCOUNT, DATATYPE, COMM, IERROR
49
50    MPI_UNPACK_EXTERNAL(DATAREP, INBUF, INSIZE, POSITION, OUTBUF, OUTCOUNT,
51        DATATYPE, IERROR)
52        INTEGER OUTCOUNT, DATATYPE, IERROR
53        INTEGER(KIND=MPI_ADDRESS_KIND) INSIZE, POSITION

```



```
CHARACTER*(*) DATAREP
<type> INBUF(*), OUTBUF(*)
```

### A.3.3 Collective Communication Fortran Bindings

```
MPI_ALLGATHER(SENDBUF, SENDCOUNT, SENDTYPE, RECVBUF, RECVCOUNT, RECVTYPE,
              COMM, IERROR)
```

```
<type> SENDBUF(*), RECVBUF(*)
INTEGER SENDCOUNT, SENDTYPE, RECVCOUNT, RECVTYPE, COMM, IERROR
```

```
MPI_ALLGATHERV(SENDBUF, SENDCOUNT, SENDTYPE, RECVBUF, RECVCOUNTS, DISPLS,
               RECVTYPE, COMM, IERROR)
```

```
<type> SENDBUF(*), RECVBUF(*)
INTEGER SENDCOUNT, SENDTYPE, RECVCOUNTS(*), DISPLS(*), RECVTYPE, COMM,
IERROR
```

```
MPI_ALLREDUCE(SENDBUF, RECVBUF, COUNT, DATATYPE, OP, COMM, IERROR)
```

```
<type> SENDBUF(*), RECVBUF(*)
INTEGER COUNT, DATATYPE, OP, COMM, IERROR
```

```
MPI_ALLTOALL(SENDBUF, SENDCOUNT, SENDTYPE, RECVBUF, RECVCOUNT, RECVTYPE,
              COMM, IERROR)
```

```
<type> SENDBUF(*), RECVBUF(*)
INTEGER SENDCOUNT, SENDTYPE, RECVCOUNT, RECVTYPE, COMM, IERROR
```

```
MPI_ALLTOALLV(SENDBUF, SENDCOUNTS, SDISPLS, SENDTYPE, RECVBUF, RECVCOUNTS,
               RDISPLS, RECVTYPE, COMM, IERROR)
```

```
<type> SENDBUF(*), RECVBUF(*)
INTEGER SENDCOUNTS(*), SDISPLS(*), SENDTYPE, RECVCOUNTS(*), RDISPLS(*),
RECVTYPE, COMM, IERROR
```

```
MPI_ALLTOALLW(SENDBUF, SENDCOUNTS, SDISPLS, SENDTYPES, RECVBUF, RECVCOUNTS,
               RDISPLS, RECVTYPES, COMM, IERROR)
```

```
<type> SENDBUF(*), RECVBUF(*)
INTEGER SENDCOUNTS(*), SDISPLS(*), SENDTYPES(*), RECVCOUNTS(*),
RDISPLS(*), RECVTYPES(*), COMM, IERROR
```

```
MPI_BARRIER(COMM, IERROR)
```

```
INTEGER COMM, IERROR
```

```
MPI_BCAST(BUFFER, COUNT, DATATYPE, ROOT, COMM, IERROR)
```

```
<type> BUFFER(*)
INTEGER COUNT, DATATYPE, ROOT, COMM, IERROR
```

```
MPI_EXSCAN(SENDBUF, RECVBUF, COUNT, DATATYPE, OP, COMM, IERROR)
```

```
<type> SENDBUF(*), RECVBUF(*)
INTEGER COUNT, DATATYPE, OP, COMM, IERROR
```

```
MPI_GATHER(SENDBUF, SENDCOUNT, SENDTYPE, RECVBUF, RECVCOUNT, RECVTYPE,
            ROOT, COMM, IERROR)
```

```
<type> SENDBUF(*), RECVBUF(*)
INTEGER SENDCOUNT, SENDTYPE, RECVCOUNT, RECVTYPE, ROOT, COMM, IERROR
```

```

1 MPI_GATHERV(SENDBUF, SENDCOUNT, SENDTYPE, RECVBUF, RECVCOUNTS, DISPLS,
2             RECVTYPE, ROOT, COMM, IERROR)
3     <type> SENDBUF(*), RECVBUF(*)
4     INTEGER SENDCOUNT, SENDTYPE, RECVCOUNTS(*), DISPLS(*), RECVTYPE, ROOT,
5     COMM, IERROR
6
7 MPI_IALLGATHER(SENDBUF, SENDCOUNT, SENDTYPE, RECVBUF, RECVCOUNT, RECVTYPE,
8                COMM, REQUEST, IERROR)
9     <type> SENDBUF(*), RECVBUF(*)
10    INTEGER SENDCOUNT, SENDTYPE, RECVCOUNT, RECVTYPE, COMM, REQUEST, IERROR
11
12 MPI_IALLGATHERV(SENDBUF, SENDCOUNT, SENDTYPE, RECVBUF, RECVCOUNTS, DISPLS,
13                 RECVTYPE, COMM, REQUEST, IERROR)
14    <type> SENDBUF(*), RECVBUF(*)
15    INTEGER SENDCOUNT, SENDTYPE, RECVCOUNTS(*), DISPLS(*), RECVTYPE, COMM,
16    REQUEST, IERROR
17
18 MPI_IALLREDUCE(SENDBUF, RECVBUF, COUNT, DATATYPE, OP, COMM, REQUEST,
19               IERROR)
20    <type> SENDBUF(*), RECVBUF(*)
21    INTEGER COUNT, DATATYPE, OP, COMM, REQUEST, IERROR
22
23 MPI_IALLTOALL(SENDBUF, SENDCOUNT, SENDTYPE, RECVBUF, RECVCOUNT, RECVTYPE,
24               COMM, REQUEST, IERROR)
25    <type> SENDBUF(*), RECVBUF(*)
26    INTEGER SENDCOUNT, SENDTYPE, RECVCOUNT, RECVTYPE, COMM, REQUEST, IERROR
27
28 MPI_IALLTOALLV(SENDBUF, SENDCOUNTS, SDISPLS, SENDTYPE, RECVBUF, RECVCOUNTS,
29                RDISPLS, RECVTYPE, COMM, REQUEST, IERROR)
30    <type> SENDBUF(*), RECVBUF(*)
31    INTEGER SENDCOUNTS(*), SDISPLS(*), SENDTYPE, RECVCOUNTS(*), RDISPLS(*),
32    RECVTYPE, COMM, REQUEST, IERROR
33
34 MPI_IALLTOALLW(SENDBUF, SENDCOUNTS, SDISPLS, SENDTYPES, RECVBUF,
35                RECVCOUNTS, RDISPLS, RECVTYPES, COMM, REQUEST, IERROR)
36    <type> SENDBUF(*), RECVBUF(*)
37    INTEGER SENDCOUNTS(*), SDISPLS(*), SENDTYPES(*), RECVCOUNTS(*),
38    RDISPLS(*), RECVTYPES(*), COMM, REQUEST, IERROR
39
40 MPI_IBARRIER(COMM, REQUEST, IERROR)
41    INTEGER COMM, REQUEST, IERROR
42
43 MPI_IBCAST(BUFFER, COUNT, DATATYPE, ROOT, COMM, REQUEST, IERROR)
44    <type> BUFFER(*)
45    INTEGER COUNT, DATATYPE, ROOT, COMM, REQUEST, IERROR
46
47 MPI_IEXSCAN(SENDBUF, RECVBUF, COUNT, DATATYPE, OP, COMM, REQUEST, IERROR)
48    <type> SENDBUF(*), RECVBUF(*)
49    INTEGER COUNT, DATATYPE, OP, COMM, REQUEST, IERROR
50
51 MPI_IGATHER(SENDBUF, SENDCOUNT, SENDTYPE, RECVBUF, RECVCOUNT, RECVTYPE,
52             ROOT, COMM, REQUEST, IERROR)

```

```

<type> SENDBUF(*), RECVBUF(*) 1
INTEGER SENDCOUNT, SENDTYPE, RECVCOUNT, RECVMYPE, ROOT, COMM, REQUEST, 2
IERROR 3
MPI_IGATHERV(SENDBUF, SENDCOUNT, SENDTYPE, RECVBUF, RECVCOUNTS, DISPLS, 4
             RECVTYPE, ROOT, COMM, REQUEST, IERROR) 5
<type> SENDBUF(*), RECVBUF(*) 6
INTEGER SENDCOUNT, SENDTYPE, RECVCOUNTS(*), DISPLS(*), RECVTYPE, ROOT, 7
COMM, REQUEST, IERROR 8
MPI_IREDUCE(SENDBUF, RECVBUF, COUNT, DATATYPE, OP, ROOT, COMM, REQUEST, 9
            IERROR) 10
<type> SENDBUF(*), RECVBUF(*) 11
INTEGER COUNT, DATATYPE, OP, ROOT, COMM, REQUEST, IERROR 12
MPI_IREDUCE_SCATTER(SENDBUF, RECVBUF, RECVCOUNTS, DATATYPE, OP, COMM, 13
                   REQUEST, IERROR) 14
<type> SENDBUF(*), RECVBUF(*) 15
INTEGER RECVCOUNTS(*), DATATYPE, OP, COMM, REQUEST, IERROR 16
MPI_IREDUCE_SCATTER_BLOCK(SENDBUF, RECVBUF, RECVCOUNT, DATATYPE, OP, COMM, 17
                          REQUEST, IERROR) 18
<type> SENDBUF(*), RECVBUF(*) 19
INTEGER RECVCOUNT, DATATYPE, OP, COMM, REQUEST, IERROR 20
MPI_ISCAN(SENDBUF, RECVBUF, COUNT, DATATYPE, OP, COMM, REQUEST, IERROR) 21
<type> SENDBUF(*), RECVBUF(*) 22
INTEGER COUNT, DATATYPE, OP, COMM, REQUEST, IERROR 23
MPI_ISCATTER(SENDBUF, SENDCOUNT, SENDTYPE, RECVBUF, RECVCOUNT, RECVTYPE, 24
             ROOT, COMM, REQUEST, IERROR) 25
<type> SENDBUF(*), RECVBUF(*) 26
INTEGER SENDCOUNT, SENDTYPE, RECVCOUNT, RECVTYPE, ROOT, COMM, REQUEST, 27
IERROR 28
MPI_ISCATTERV(SENDBUF, SENDCOUNTS, DISPLS, SENDTYPE, RECVBUF, RECVCOUNT, 29
              RECVTYPE, ROOT, COMM, REQUEST, IERROR) 30
<type> SENDBUF(*), RECVBUF(*) 31
INTEGER SENDCOUNTS(*), DISPLS(*), SENDTYPE, RECVCOUNT, RECVTYPE, ROOT, 32
COMM, REQUEST, IERROR 33
MPI_OP_COMMUTATIVE(OP, COMMUTE, IERROR) 34
LOGICAL COMMUTE 35
INTEGER OP, IERROR 36
MPI_OP_CREATE( FUNCTION, COMMUTE, OP, IERROR) 37
EXTERNAL FUNCTION 38
LOGICAL COMMUTE 39
INTEGER OP, IERROR 40
MPI_OP_FREE(OP, IERROR) 41
INTEGER OP, IERROR 42

```

```

1 MPI_REDUCE(SENDBUF, RECVBUF, COUNT, DATATYPE, OP, ROOT, COMM, IERROR)
2   <type> SENDBUF(*), RECVBUF(*)
3   INTEGER COUNT, DATATYPE, OP, ROOT, COMM, IERROR
4
5 MPI_REDUCE_LOCAL(INBUF, INOUTBUF, COUNT, DATATYPE, OP, IERROR)
6   <type> INBUF(*), INOUTBUF(*)
7   INTEGER COUNT, DATATYPE, OP, IERROR
8
9 MPI_REDUCE_SCATTER(SENDBUF, RECVBUF, RECVCOUNTS, DATATYPE, OP, COMM,
10  IERROR)
11  <type> SENDBUF(*), RECVBUF(*)
12  INTEGER RECVCOUNTS(*), DATATYPE, OP, COMM, IERROR
13
14 MPI_REDUCE_SCATTER_BLOCK(SENDBUF, RECVBUF, RECVCOUNT, DATATYPE, OP, COMM,
15  IERROR)
16  <type> SENDBUF(*), RECVBUF(*)
17  INTEGER RECVCOUNT, DATATYPE, OP, COMM, IERROR
18
19 MPI_SCAN(SENDBUF, RECVBUF, COUNT, DATATYPE, OP, COMM, IERROR)
20  <type> SENDBUF(*), RECVBUF(*)
21  INTEGER COUNT, DATATYPE, OP, COMM, IERROR
22
23 MPI_SCATTER(SENDBUF, SENDCOUNT, SENDTYPE, RECVBUF, RECVCOUNT, RECVTYPE,
24  ROOT, COMM, IERROR)
25  <type> SENDBUF(*), RECVBUF(*)
26  INTEGER SENDCOUNT, SENDTYPE, RECVCOUNT, RECVTYPE, ROOT, COMM, IERROR
27
28 MPI_SCATTERV(SENDBUF, SENDCOUNTS, DISPLS, SENDTYPE, RECVBUF, RECVCOUNT,
29  RECVTYPE, ROOT, COMM, IERROR)
30  <type> SENDBUF(*), RECVBUF(*)
31  INTEGER SENDCOUNTS(*), DISPLS(*), SENDTYPE, RECVCOUNT, RECVTYPE, ROOT,
32  COMM, IERROR

```

#### A.3.4 Groups, Contexts, Communicators, and Caching Fortran Bindings

```

33 MPI_COMM_COMPARE(COMM1, COMM2, RESULT, IERROR)
34   INTEGER COMM1, COMM2, RESULT, IERROR
35
36 MPI_COMM_CREATE(COMM, GROUP, NEWCOMM, IERROR)
37   INTEGER COMM, GROUP, NEWCOMM, IERROR
38
39 MPI_COMM_CREATE_KEYVAL(COMM_COPY_ATTR_FN, COMM_DELETE_ATTR_FN, COMM_KEYVAL,
40  EXTRA_STATE, IERROR)
41   EXTERNAL COMM_COPY_ATTR_FN, COMM_DELETE_ATTR_FN
42   INTEGER COMM_KEYVAL, IERROR
43   INTEGER(KIND=MPI_ADDRESS_KIND) EXTRA_STATE
44
45 MPI_COMM_DELETE_ATTR(COMM, COMM_KEYVAL, IERROR)
46   INTEGER COMM, COMM_KEYVAL, IERROR
47
48 MPI_COMM_DUP(COMM, NEWCOMM, IERROR)
49   INTEGER COMM, NEWCOMM, IERROR

```

```
MPI_COMM_DUP_FN(OLDCOMM, COMM_KEYVAL, EXTRA_STATE, ATTRIBUTE_VAL_IN, 1
                ATTRIBUTE_VAL_OUT, FLAG, IERROR) 2
    INTEGER OLDCOMM, COMM_KEYVAL, IERROR 3
    INTEGER(KIND=MPI_ADDRESS_KIND) EXTRA_STATE, ATTRIBUTE_VAL_IN, 4
        ATTRIBUTE_VAL_OUT 5
    LOGICAL FLAG 6
MPI_COMM_FREE(COMM, IERROR) 7
    INTEGER COMM, IERROR 8
MPI_COMM_FREE_KEYVAL(COMM_KEYVAL, IERROR) 9
    INTEGER COMM_KEYVAL, IERROR 10
MPI_COMM_GET_ATTR(COMM, COMM_KEYVAL, ATTRIBUTE_VAL, FLAG, IERROR) 11
    INTEGER COMM, COMM_KEYVAL, IERROR 12
    INTEGER(KIND=MPI_ADDRESS_KIND) ATTRIBUTE_VAL 13
    LOGICAL FLAG 14
MPI_COMM_GET_NAME(COMM, COMM_NAME, RESULTLEN, IERROR) 15
    INTEGER COMM, RESULTLEN, IERROR 16
    CHARACTER*(*) COMM_NAME 17
MPI_COMM_GROUP(COMM, GROUP, IERROR) 18
    INTEGER COMM, GROUP, IERROR 19
MPI_COMM_NULL_COPY_FN(OLDCOMM, COMM_KEYVAL, EXTRA_STATE, ATTRIBUTE_VAL_IN, 20
                    ATTRIBUTE_VAL_OUT, FLAG, IERROR) 21
    INTEGER OLDCOMM, COMM_KEYVAL, IERROR 22
    INTEGER(KIND=MPI_ADDRESS_KIND) EXTRA_STATE, ATTRIBUTE_VAL_IN, 23
        ATTRIBUTE_VAL_OUT 24
    LOGICAL FLAG 25
MPI_COMM_NULL_DELETE_FN(COMM, COMM_KEYVAL, ATTRIBUTE_VAL, EXTRA_STATE, 26
                    IERROR) 27
    INTEGER COMM, COMM_KEYVAL, IERROR 28
    INTEGER(KIND=MPI_ADDRESS_KIND) ATTRIBUTE_VAL, EXTRA_STATE 29
MPI_COMM_RANK(COMM, RANK, IERROR) 30
    INTEGER COMM, RANK, IERROR 31
MPI_COMM_REMOTE_GROUP(COMM, GROUP, IERROR) 32
    INTEGER COMM, GROUP, IERROR 33
MPI_COMM_REMOTE_SIZE(COMM, SIZE, IERROR) 34
    INTEGER COMM, SIZE, IERROR 35
MPI_COMM_SET_ATTR(COMM, COMM_KEYVAL, ATTRIBUTE_VAL, IERROR) 36
    INTEGER COMM, COMM_KEYVAL, IERROR 37
    INTEGER(KIND=MPI_ADDRESS_KIND) ATTRIBUTE_VAL 38
MPI_COMM_SET_NAME(COMM, COMM_NAME, IERROR) 39
    INTEGER COMM, IERROR 40
    CHARACTER*(*) COMM_NAME 41
    42
    43
    44
    45
    46
    47
    48
```

```
1 MPI_COMM_SIZE(COMM, SIZE, IERROR)
2     INTEGER COMM, SIZE, IERROR
3
4 MPI_COMM_SPLIT(COMM, COLOR, KEY, NEWCOMM, IERROR)
5     INTEGER COMM, COLOR, KEY, NEWCOMM, IERROR
6
7 MPI_COMM_SPLIT_TYPE(COMM, SPLIT_TYPE, KEY, INFO, NEWCOMM, IERROR)
8     INTEGER COMM, SPLIT_TYPE, KEY, INFO, NEWCOMM, IERROR
9
10 MPI_COMM_TEST_INTER(COMM, FLAG, IERROR)
11     INTEGER COMM, IERROR
12     LOGICAL FLAG
13
14 MPI_GROUP_COMPARE(GROUP1, GROUP2, RESULT, IERROR)
15     INTEGER GROUP1, GROUP2, RESULT, IERROR
16
17 MPI_GROUP_DIFFERENCE(GROUP1, GROUP2, NEWGROUP, IERROR)
18     INTEGER GROUP1, GROUP2, NEWGROUP, IERROR
19
20 MPI_GROUP_EXCL(GROUP, N, RANKS, NEWGROUP, IERROR)
21     INTEGER GROUP, N, RANKS(*), NEWGROUP, IERROR
22
23 MPI_GROUP_FREE(GROUP, IERROR)
24     INTEGER GROUP, IERROR
25
26 MPI_GROUP_INCL(GROUP, N, RANKS, NEWGROUP, IERROR)
27     INTEGER GROUP, N, RANKS(*), NEWGROUP, IERROR
28
29 MPI_GROUP_INTERSECTION(GROUP1, GROUP2, NEWGROUP, IERROR)
30     INTEGER GROUP1, GROUP2, NEWGROUP, IERROR
31
32 MPI_GROUP_RANGE_EXCL(GROUP, N, RANGES, NEWGROUP, IERROR)
33     INTEGER GROUP, N, RANGES(3,*), NEWGROUP, IERROR
34
35 MPI_GROUP_RANGE_INCL(GROUP, N, RANGES, NEWGROUP, IERROR)
36     INTEGER GROUP, N, RANGES(3,*), NEWGROUP, IERROR
37
38 MPI_GROUP_RANK(GROUP, RANK, IERROR)
39     INTEGER GROUP, RANK, IERROR
40
41 MPI_GROUP_SIZE(GROUP, SIZE, IERROR)
42     INTEGER GROUP, SIZE, IERROR
43
44 MPI_GROUP_TRANSLATE_RANKS(GROUP1, N, RANKS1, GROUP2, RANKS2, IERROR)
45     INTEGER GROUP1, N, RANKS1(*), GROUP2, RANKS2(*), IERROR
46
47 MPI_GROUP_UNION(GROUP1, GROUP2, NEWGROUP, IERROR)
48     INTEGER GROUP1, GROUP2, NEWGROUP, IERROR
49
50 MPI_INTERCOMM_CREATE(LOCAL_COMM, LOCAL_LEADER, PEER_COMM, REMOTE_LEADER,
51     TAG, NEWINTERCOMM, IERROR)
52     INTEGER LOCAL_COMM, LOCAL_LEADER, PEER_COMM, REMOTE_LEADER, TAG,
53     NEWINTERCOMM, IERROR
54
55 MPI_INTERCOMM_MERGE(INTERCOMM, HIGH, INTRACOMM, IERROR)
```

```

INTEGER INTERCOMM, INTRACOMM, IERROR                                1
LOGICAL HIGH                                                         2
                                                                      3
MPI_TYPE_CREATE_KEYVAL(TYPE_COPY_ATTR_FN, TYPE_DELETE_ATTR_FN, TYPE_KEYVAL,
                        EXTRA_STATE, IERROR)                         4
                                                                      5
EXTERNAL TYPE_COPY_ATTR_FN, TYPE_DELETE_ATTR_FN                     6
INTEGER TYPE_KEYVAL, IERROR                                          7
INTEGER(KIND=MPI_ADDRESS_KIND) EXTRA_STATE                          8
MPI_TYPE_DELETE_ATTR(TYPE, TYPE_KEYVAL, IERROR)                      9
INTEGER TYPE, TYPE_KEYVAL, IERROR                                  10
                                                                      11
MPI_TYPE_DUP_FN(OLDTYPE, TYPE_KEYVAL, EXTRA_STATE, ATTRIBUTE_VAL_IN,
                ATTRIBUTE_VAL_OUT, FLAG, IERROR)                    12
INTEGER OLDTYPE, TYPE_KEYVAL, IERROR                                14
INTEGER(KIND=MPI_ADDRESS_KIND) EXTRA_STATE, ATTRIBUTE_VAL_IN,
                ATTRIBUTE_VAL_OUT                                    15
LOGICAL FLAG                                                         17
MPI_TYPE_FREE_KEYVAL(TYPE_KEYVAL, IERROR)                            18
INTEGER TYPE_KEYVAL, IERROR                                         19
                                                                      20
MPI_TYPE_GET_ATTR(TYPE, TYPE_KEYVAL, ATTRIBUTE_VAL, FLAG, IERROR)   21
INTEGER TYPE, TYPE_KEYVAL, IERROR                                   22
INTEGER(KIND=MPI_ADDRESS_KIND) ATTRIBUTE_VAL                        23
LOGICAL FLAG                                                         24
                                                                      25
MPI_TYPE_GET_NAME(TYPE, TYPE_NAME, RESULTLEN, IERROR)               26
INTEGER TYPE, RESULTLEN, IERROR                                     27
CHARACTER*(*) TYPE_NAME                                             28
MPI_TYPE_NULL_COPY_FN(OLDTYPE, TYPE_KEYVAL, EXTRA_STATE, ATTRIBUTE_VAL_IN,
                     ATTRIBUTE_VAL_OUT, FLAG, IERROR)              29
INTEGER OLDTYPE, TYPE_KEYVAL, IERROR                                31
INTEGER(KIND=MPI_ADDRESS_KIND) EXTRA_STATE, ATTRIBUTE_VAL_IN,
                     ATTRIBUTE_VAL_OUT                              32
LOGICAL FLAG                                                         34
MPI_TYPE_NULL_DELETE_FN(TYPE, TYPE_KEYVAL, ATTRIBUTE_VAL, EXTRA_STATE,
                        IERROR)                                      36
INTEGER TYPE, TYPE_KEYVAL, IERROR                                   37
INTEGER(KIND=MPI_ADDRESS_KIND) ATTRIBUTE_VAL, EXTRA_STATE          38
MPI_TYPE_SET_ATTR(TYPE, TYPE_KEYVAL, ATTRIBUTE_VAL, IERROR)         40
INTEGER TYPE, TYPE_KEYVAL, IERROR                                   41
INTEGER(KIND=MPI_ADDRESS_KIND) ATTRIBUTE_VAL                        42
MPI_TYPE_SET_NAME(TYPE, TYPE_NAME, IERROR)                          43
INTEGER TYPE, IERROR                                                44
CHARACTER*(*) TYPE_NAME                                             45
MPI_WIN_CREATE_KEYVAL(WIN_COPY_ATTR_FN, WIN_DELETE_ATTR_FN, WIN_KEYVAL,
                     EXTRA_STATE, IERROR)                          47
EXTRA_STATE, IERROR)                                               48

```

```

1      EXTERNAL WIN_COPY_ATTR_FN, WIN_DELETE_ATTR_FN
2      INTEGER WIN_KEYVAL, IERROR
3      INTEGER(KIND=MPI_ADDRESS_KIND) EXTRA_STATE
4
5      MPI_WIN_DELETE_ATTR(WIN, WIN_KEYVAL, IERROR)
6      INTEGER WIN, WIN_KEYVAL, IERROR
7
8      MPI_WIN_DUP_FN(OLDWIN, WIN_KEYVAL, EXTRA_STATE, ATTRIBUTE_VAL_IN,
9      ATTRIBUTE_VAL_OUT, FLAG, IERROR)
10     INTEGER OLDWIN, WIN_KEYVAL, IERROR
11     INTEGER(KIND=MPI_ADDRESS_KIND) EXTRA_STATE, ATTRIBUTE_VAL_IN,
12     ATTRIBUTE_VAL_OUT
13     LOGICAL FLAG
14
15     MPI_WIN_FREE_KEYVAL(WIN_KEYVAL, IERROR)
16     INTEGER WIN_KEYVAL, IERROR
17
18     MPI_WIN_GET_ATTR(WIN, WIN_KEYVAL, ATTRIBUTE_VAL, FLAG, IERROR)
19     INTEGER WIN, WIN_KEYVAL, IERROR
20     INTEGER(KIND=MPI_ADDRESS_KIND) ATTRIBUTE_VAL
21     LOGICAL FLAG
22
23     MPI_WIN_GET_NAME(WIN, WIN_NAME, RESULTLEN, IERROR)
24     INTEGER WIN, RESULTLEN, IERROR
25     CHARACTER*(*) WIN_NAME
26
27     MPI_WIN_NULL_COPY_FN(OLDWIN, WIN_KEYVAL, EXTRA_STATE, ATTRIBUTE_VAL_IN,
28     ATTRIBUTE_VAL_OUT, FLAG, IERROR)
29     INTEGER OLDWIN, WIN_KEYVAL, IERROR
30     INTEGER(KIND=MPI_ADDRESS_KIND) EXTRA_STATE, ATTRIBUTE_VAL_IN,
31     ATTRIBUTE_VAL_OUT
32     LOGICAL FLAG
33
34     MPI_WIN_NULL_DELETE_FN(WIN, WIN_KEYVAL, ATTRIBUTE_VAL, EXTRA_STATE, IERROR)
35     INTEGER WIN, WIN_KEYVAL, IERROR
36     INTEGER(KIND=MPI_ADDRESS_KIND) ATTRIBUTE_VAL, EXTRA_STATE
37
38     MPI_WIN_SET_ATTR(WIN, WIN_KEYVAL, ATTRIBUTE_VAL, IERROR)
39     INTEGER WIN, WIN_KEYVAL, IERROR
40     INTEGER(KIND=MPI_ADDRESS_KIND) ATTRIBUTE_VAL
41
42     MPI_WIN_SET_NAME(WIN, WIN_NAME, IERROR)
43     INTEGER WIN, IERROR
44     CHARACTER*(*) WIN_NAME
45
46
47     A.3.5 Process Topologies Fortran Bindings
48
49     MPI_CARTDIM_GET(COMM, NDIMS, IERROR)
50     INTEGER COMM, NDIMS, IERROR
51
52     MPI_CART_COORDS(COMM, RANK, MAXDIMS, COORDS, IERROR)
53     INTEGER COMM, RANK, MAXDIMS, COORDS(*), IERROR

```



```

MPI_CART_CREATE(COMM_OLD, NDIMS, DIMS, PERIODS, REORDER, COMM_CART, IERROR) 1
    INTEGER COMM_OLD, NDIMS, DIMS(*), COMM_CART, IERROR 2
    LOGICAL PERIODS(*), REORDER 3
4
MPI_CART_GET(COMM, MAXDIMS, DIMS, PERIODS, COORDS, IERROR) 5
    INTEGER COMM, MAXDIMS, DIMS(*), COORDS(*), IERROR 6
    LOGICAL PERIODS(*) 7
8
MPI_CART_MAP(COMM, NDIMS, DIMS, PERIODS, NEWRANK, IERROR) 8
    INTEGER COMM, NDIMS, DIMS(*), NEWRANK, IERROR 9
    LOGICAL PERIODS(*) 10
11
MPI_CART_RANK(COMM, COORDS, RANK, IERROR) 12
    INTEGER COMM, COORDS(*), RANK, IERROR 13
14
MPI_CART_SHIFT(COMM, DIRECTION, DISP, RANK_SOURCE, RANK_DEST, IERROR) 14
    INTEGER COMM, DIRECTION, DISP, RANK_SOURCE, RANK_DEST, IERROR 15
16
MPI_CART_SUB(COMM, REMAIN_DIMS, NEWCOMM, IERROR) 17
    INTEGER COMM, NEWCOMM, IERROR 18
    LOGICAL REMAIN_DIMS(*) 19
20
MPI_DIMS_CREATE(NNODES, NDIMS, DIMS, IERROR) 20
    INTEGER NNODES, NDIMS, DIMS(*), IERROR 21
22
MPI_DIST_GRAPH_CREATE(COMM_OLD, N, SOURCES, DEGREES, DESTINATIONS, WEIGHTS,
    INFO, REORDER, COMM_DIST_GRAPH, IERROR) 23
    INTEGER COMM_OLD, N, SOURCES(*), DEGREES(*), DESTINATIONS(*), 24
    WEIGHTS(*), INFO, COMM_DIST_GRAPH, IERROR 25
    LOGICAL REORDER 26
27
MPI_DIST_GRAPH_CREATE_ADJACENT(COMM_OLD, INDEGREE, SOURCES, SOURCEWEIGHTS,
    OUTDEGREE, DESTINATIONS, DESTWEIGHTS, INFO, REORDER, 28
    COMM_DIST_GRAPH, IERROR) 29
    INTEGER COMM_OLD, INDEGREE, SOURCES(*), SOURCEWEIGHTS(*), OUTDEGREE, 30
    DESTINATIONS(*), DESTWEIGHTS(*), INFO, COMM_DIST_GRAPH, IERROR 31
    LOGICAL REORDER 32
33
MPI_DIST_GRAPH_NEIGHBORS(COMM, MAXINDEGREE, SOURCES, SOURCEWEIGHTS,
    MAXOUTDEGREE, DESTINATIONS, DESTWEIGHTS, IERROR) 34
    INTEGER COMM, MAXINDEGREE, SOURCES(*), SOURCEWEIGHTS(*), MAXOUTDEGREE, 35
    DESTINATIONS(*), DESTWEIGHTS(*), IERROR 36
37
MPI_DIST_GRAPH_NEIGHBORS_COUNT(COMM, INDEGREE, OUTDEGREE, WEIGHTED, IERROR) 37
    INTEGER COMM, INDEGREE, OUTDEGREE, IERROR 38
    LOGICAL WEIGHTED 39
40
MPI_GRAPHDIMS_GET(COMM, NNODES, NEDGES, IERROR) 40
    INTEGER COMM, NNODES, NEDGES, IERROR 41
42
MPI_GRAPH_CREATE(COMM_OLD, NNODES, INDEX, EDGES, REORDER, COMM_GRAPH,
    IERROR) 42
    INTEGER COMM_OLD, NNODES, INDEX(*), EDGES(*), COMM_GRAPH, IERROR 43
44
45
46
47
48

```

```

1     LOGICAL REORDER
2
3     MPI_GRAPH_GET(COMM, MAXINDEX, MAXEDGES, INDEX, EDGES, IERROR)
4         INTEGER COMM, MAXINDEX, MAXEDGES, INDEX(*), EDGES(*), IERROR
5
6     MPI_GRAPH_MAP(COMM, NNODES, INDEX, EDGES, NEWRANK, IERROR)
7         INTEGER COMM, NNODES, INDEX(*), EDGES(*), NEWRANK, IERROR
8
9     MPI_GRAPH_NEIGHBORS(COMM, RANK, MAXNEIGHBORS, NEIGHBORS, IERROR)
10        INTEGER COMM, RANK, MAXNEIGHBORS, NEIGHBORS(*), IERROR
11
12    MPI_GRAPH_NEIGHBORS_COUNT(COMM, RANK, NNEIGHBORS, IERROR)
13        INTEGER COMM, RANK, NNEIGHBORS, IERROR
14
15    MPI_TOPO_TEST(COMM, STATUS, IERROR)
16        INTEGER COMM, STATUS, IERROR

```

### A.3.6 MPI Environmental Management Fortran Bindings

```

17
18    DOUBLE PRECISION MPI_WTICK()
19
20    DOUBLE PRECISION MPI_WTIME()
21
22    MPI_ABORT(COMM, ERRORCODE, IERROR)
23        INTEGER COMM, ERRORCODE, IERROR
24
25    MPI_ADD_ERROR_CLASS(ERRORCLASS, IERROR)
26        INTEGER ERRORCLASS, IERROR
27
28    MPI_ADD_ERROR_CODE(ERRORCLASS, ERRORCODE, IERROR)
29        INTEGER ERRORCLASS, ERRORCODE, IERROR
30
31    MPI_ADD_ERROR_STRING(ERRORCODE, STRING, IERROR)
32        INTEGER ERRORCODE, IERROR
33        CHARACTER*(*) STRING
34
35    MPI_ALLOC_MEM(SIZE, INFO, BASEPTR, IERROR)
36        INTEGER INFO, IERROR
37        INTEGER(KIND=MPI_ADDRESS_KIND) SIZE, BASEPTR
38
39    MPI_COMM_CALL_ERRHANDLER(COMM, ERRORCODE, IERROR)
40        INTEGER COMM, ERRORCODE, IERROR
41
42    MPI_COMM_CREATE_ERRHANDLER(FUNCTION, ERRHANDLER, IERROR)
43        EXTERNAL FUNCTION
44        INTEGER ERRHANDLER, IERROR
45
46    MPI_COMM_GET_ERRHANDLER(COMM, ERRHANDLER, IERROR)
47        INTEGER COMM, ERRHANDLER, IERROR
48
49    MPI_COMM_SET_ERRHANDLER(COMM, ERRHANDLER, IERROR)
50        INTEGER COMM, ERRHANDLER, IERROR
51
52    MPI_ERRHANDLER_FREE(ERRHANDLER, IERROR)
53        INTEGER ERRHANDLER, IERROR

```

MPI_ERROR_CLASS(ERRORCODE, ERRORCLASS, IERROR)	1
INTEGER ERRORCODE, ERRORCLASS, IERROR	2
	3
MPI_ERROR_STRING(ERRORCODE, STRING, RESULTLEN, IERROR)	4
INTEGER ERRORCODE, RESULTLEN, IERROR	5
CHARACTER*(*) STRING	6
	7
MPI_FILE_CALL_ERRHANDLER(FH, ERRORCODE, IERROR)	8
INTEGER FH, ERRORCODE, IERROR	9
	10
MPI_FILE_CREATE_ERRHANDLER(FUNCTION, ERRHANDLER, IERROR)	11
EXTERNAL FUNCTION	12
INTEGER ERRHANDLER, IERROR	13
	14
MPI_FILE_GET_ERRHANDLER(FILE, ERRHANDLER, IERROR)	15
INTEGER FILE, ERRHANDLER, IERROR	16
	17
MPI_FILE_SET_ERRHANDLER(FILE, ERRHANDLER, IERROR)	18
INTEGER FILE, ERRHANDLER, IERROR	19
	20
MPI_FINALIZE(IERROR)	21
INTEGER IERROR	22
	23
MPI_FINALIZED(FLAG, IERROR)	24
LOGICAL FLAG	25
INTEGER IERROR	26
	27
MPI_FREE_MEM(BASE, IERROR)	28
<type> BASE(*)	29
INTEGER IERROR	30
	31
MPI_GET_PROCESSOR_NAME( NAME, RESULTLEN, IERROR)	32
CHARACTER*(*) NAME	33
INTEGER RESULTLEN, IERROR	34
	35
MPI_GET_VERSION(VERSION, SUBVERSION, IERROR)	36
INTEGER VERSION, SUBVERSION, IERROR	37
	38
MPI_INIT(IERROR)	39
INTEGER IERROR	40
	41
MPI_INITIALIZED(FLAG, IERROR)	42
LOGICAL FLAG	43
INTEGER IERROR	44
	45
MPI_WIN_CALL_ERRHANDLER(WIN, ERRORCODE, IERROR)	46
INTEGER WIN, ERRORCODE, IERROR	47
	48
MPI_WIN_CREATE_ERRHANDLER(FUNCTION, ERRHANDLER, IERROR)	
EXTERNAL FUNCTION	
INTEGER ERRHANDLER, IERROR	
MPI_WIN_GET_ERRHANDLER(WIN, ERRHANDLER, IERROR)	
INTEGER WIN, ERRHANDLER, IERROR	

1 MPI\_WIN\_SET\_ERRHANDLER(WIN, ERRHANDLER, IERROR)  
 2     INTEGER WIN, ERRHANDLER, IERROR

### 5 A.3.7 The Info Object Fortran Bindings

6 MPI\_INFO\_CREATE(INFO, IERROR)  
 7     INTEGER INFO, IERROR

8  
 9 MPI\_INFO\_DELETE(INFO, KEY, IERROR)  
 10     INTEGER INFO, IERROR  
 11     CHARACTER\*(\*) KEY

12 MPI\_INFO\_DUP(INFO, NEWINFO, IERROR)  
 13     INTEGER INFO, NEWINFO, IERROR

14  
 15 MPI\_INFO\_FREE(INFO, IERROR)  
 16     INTEGER INFO, IERROR

17 MPI\_INFO\_GET(INFO, KEY, VALUELEN, VALUE, FLAG, IERROR)  
 18     INTEGER INFO, VALUELEN, IERROR  
 19     CHARACTER\*(\*) KEY, VALUE  
 20     LOGICAL FLAG

21  
 22 MPI\_INFO\_GET\_NKEYS(INFO, NKEYS, IERROR)  
 23     INTEGER INFO, NKEYS, IERROR

24 MPI\_INFO\_GET\_NTHKEY(INFO, N, KEY, IERROR)  
 25     INTEGER INFO, N, IERROR  
 26     CHARACTER\*(\*) KEY

27  
 28 MPI\_INFO\_GET\_VALUELEN(INFO, KEY, VALUELEN, FLAG, IERROR)  
 29     INTEGER INFO, VALUELEN, IERROR  
 30     LOGICAL FLAG  
 31     CHARACTER\*(\*) KEY

32 MPI\_INFO\_SET(INFO, KEY, VALUE, IERROR)  
 33     INTEGER INFO, IERROR  
 34     CHARACTER\*(\*) KEY, VALUE

### 37 A.3.8 Process Creation and Management Fortran Bindings

38  
 39 MPI\_CLOSE\_PORT(PORT\_NAME, IERROR)  
 40     CHARACTER\*(\*) PORT\_NAME  
 41     INTEGER IERROR

42 MPI\_COMM\_ACCEPT(PORT\_NAME, INFO, ROOT, COMM, NEWCOMM, IERROR)  
 43     CHARACTER\*(\*) PORT\_NAME  
 44     INTEGER INFO, ROOT, COMM, NEWCOMM, IERROR

45  
 46 MPI\_COMM\_CONNECT(PORT\_NAME, INFO, ROOT, COMM, NEWCOMM, IERROR)  
 47     CHARACTER\*(\*) PORT\_NAME  
 48     INTEGER INFO, ROOT, COMM, NEWCOMM, IERROR

```

MPI_COMM_DISCONNECT(COMM, IERROR) 1
    INTEGER COMM, IERROR 2
3
MPI_COMM_GET_PARENT(PARENT, IERROR) 4
    INTEGER PARENT, IERROR 5
6
MPI_COMM_JOIN(FD, INTERCOMM, IERROR) 7
    INTEGER FD, INTERCOMM, IERROR 8
9
MPI_COMM_SPAWN(COMMAND, ARGV, MAXPROCS, INFO, ROOT, COMM, INTERCOMM,
    ARRAY_OF_ERRCODES, IERROR) 10
    CHARACTER*(*) COMMAND, ARGV(*) 11
    INTEGER INFO, MAXPROCS, ROOT, COMM, INTERCOMM, ARRAY_OF_ERRCODES(*), 12
    IERROR 13
14
MPI_COMM_SPAWN_MULTIPLE(COUNT, ARRAY_OF_COMMANDS, ARRAY_OF_ARGV,
    ARRAY_OF_MAXPROCS, ARRAY_OF_INFO, ROOT, COMM, INTERCOMM,
    ARRAY_OF_ERRCODES, IERROR) 15
    INTEGER COUNT, ARRAY_OF_INFO(*), ARRAY_OF_MAXPROCS(*), ROOT, COMM, 17
    INTERCOMM, ARRAY_OF_ERRCODES(*), IERROR 18
    CHARACTER*(*) ARRAY_OF_COMMANDS(*), ARRAY_OF_ARGV(COUNT, *) 19
20
MPI_LOOKUP_NAME(SERVICE_NAME, INFO, PORT_NAME, IERROR) 21
    CHARACTER*(*) SERVICE_NAME, PORT_NAME 22
    INTEGER INFO, IERROR 23
24
MPI_OPEN_PORT(INFO, PORT_NAME, IERROR) 25
    CHARACTER*(*) PORT_NAME 26
    INTEGER INFO, IERROR 27
28
MPI_PUBLISH_NAME(SERVICE_NAME, INFO, PORT_NAME, IERROR) 28
    INTEGER INFO, IERROR 29
    CHARACTER*(*) SERVICE_NAME, PORT_NAME 30
31
MPI_UNPUBLISH_NAME(SERVICE_NAME, INFO, PORT_NAME, IERROR) 31
    INTEGER INFO, IERROR 32
    CHARACTER*(*) SERVICE_NAME, PORT_NAME 33
34
35

```

### A.3.9 One-Sided Communications Fortran Bindings

```

MPI_ACCUMULATE(ORIGIN_ADDR, ORIGIN_COUNT, ORIGIN_DATATYPE, TARGET_RANK,
    TARGET_DISP, TARGET_COUNT, TARGET_DATATYPE, OP, WIN, IERROR) 37
    <type> ORIGIN_ADDR(*) 38
    INTEGER(KIND=MPI_ADDRESS_KIND) TARGET_DISP 39
    INTEGER ORIGIN_COUNT, ORIGIN_DATATYPE, TARGET_RANK, TARGET_COUNT, 40
    TARGET_DATATYPE, OP, WIN, IERROR 41
42
MPI_GET(ORIGIN_ADDR, ORIGIN_COUNT, ORIGIN_DATATYPE, TARGET_RANK,
    TARGET_DISP, TARGET_COUNT, TARGET_DATATYPE, WIN, IERROR) 44
    <type> ORIGIN_ADDR(*) 45
    INTEGER(KIND=MPI_ADDRESS_KIND) TARGET_DISP 46
47
48

```

```

1      INTEGER ORIGIN_COUNT, ORIGIN_DATATYPE, TARGET_RANK, TARGET_COUNT,
2      TARGET_DATATYPE, WIN, IERROR
3
4      MPI_PUT(ORIGIN_ADDR, ORIGIN_COUNT, ORIGIN_DATATYPE, TARGET_RANK,
5              TARGET_DISP, TARGET_COUNT, TARGET_DATATYPE, WIN, IERROR)
6      <type> ORIGIN_ADDR(*)
7      INTEGER(KIND=MPI_ADDRESS_KIND) TARGET_DISP
8      INTEGER ORIGIN_COUNT, ORIGIN_DATATYPE, TARGET_RANK, TARGET_COUNT,
9      TARGET_DATATYPE, WIN, IERROR
10
11     MPI_WIN_COMPLETE(WIN, IERROR)
12     INTEGER WIN, IERROR
13
14     MPI_WIN_CREATE(BASE, SIZE, DISP_UNIT, INFO, COMM, WIN, IERROR)
15     <type> BASE(*)
16     INTEGER(KIND=MPI_ADDRESS_KIND) SIZE
17     INTEGER DISP_UNIT, INFO, COMM, WIN, IERROR
18
19     MPI_WIN_FENCE(ASSERT, WIN, IERROR)
20     INTEGER ASSERT, WIN, IERROR
21
22     MPI_WIN_FREE(WIN, IERROR)
23     INTEGER WIN, IERROR
24
25     MPI_WIN_GET_GROUP(WIN, GROUP, IERROR)
26     INTEGER WIN, GROUP, IERROR
27
28     MPI_WIN_LOCK(LOCK_TYPE, RANK, ASSERT, WIN, IERROR)
29     INTEGER LOCK_TYPE, RANK, ASSERT, WIN, IERROR
30
31     MPI_WIN_POST(GROUP, ASSERT, WIN, IERROR)
32     INTEGER GROUP, ASSERT, WIN, IERROR
33
34     MPI_WIN_START(GROUP, ASSERT, WIN, IERROR)
35     INTEGER GROUP, ASSERT, WIN, IERROR
36
37     MPI_WIN_TEST(WIN, FLAG, IERROR)
38     INTEGER WIN, IERROR
39     LOGICAL FLAG
40
41     MPI_WIN_UNLOCK(RANK, WIN, IERROR)
42     INTEGER RANK, WIN, IERROR
43
44     MPI_WIN_WAIT(WIN, IERROR)
45     INTEGER WIN, IERROR
46
47
48

```

A.3.10 External Interfaces Fortran Bindings

```

43     MPI_GREQUEST_COMPLETE(REQUEST, IERROR)
44     INTEGER REQUEST, IERROR
45
46     MPI_GREQUEST_START(QUERY_FN, FREE_FN, CANCEL_FN, EXTRA_STATE, REQUEST,
47                       IERROR)
48

```

INTEGER REQUEST, IERROR	1
EXTERNAL QUERY_FN, FREE_FN, CANCEL_FN	2
INTEGER (KIND=MPI_ADDRESS_KIND) EXTRA_STATE	3
	4
MPI_INIT_THREAD(REQUIRED, PROVIDED, IERROR)	5
INTEGER REQUIRED, PROVIDED, IERROR	6
	7
MPI_IS_THREAD_MAIN(FLAG, IERROR)	8
LOGICAL FLAG	9
INTEGER IERROR	10
	11
MPI_QUERY_THREAD(PROVIDED, IERROR)	12
INTEGER PROVIDED, IERROR	13
	14
MPI_STATUS_SET_CANCELLED(STATUS, FLAG, IERROR)	15
INTEGER STATUS(MPI_STATUS_SIZE), IERROR	16
LOGICAL FLAG	17
	18
MPI_STATUS_SET_ELEMENTS(STATUS, DATATYPE, COUNT, IERROR)	19
INTEGER STATUS(MPI_STATUS_SIZE), DATATYPE, COUNT, IERROR	20
	21
MPI_STATUS_SET_ELEMENTS_X(STATUS, DATATYPE, COUNT, IERROR)	22
INTEGER STATUS(MPI_STATUS_SIZE), DATATYPE, IERROR	23
INTEGER (KIND=MPI_COUNT_KIND) COUNT	24
	25
MPI_THREAD_ATTACH (RANK, COMM, IERROR)	26
INTEGER RANK, COMM, IERROR	27
	28
A.3.11 I/O Fortran Bindings	29
	30
MPI_FILE_CLOSE(FH, IERROR)	31
INTEGER FH, IERROR	32
	33
MPI_FILE_DELETE(FILENAME, INFO, IERROR)	34
CHARACTER*(*) FILENAME	35
INTEGER INFO, IERROR	36
	37
MPI_FILE_GET_AMODE(FH, AMODE, IERROR)	38
INTEGER FH, AMODE, IERROR	39
	40
MPI_FILE_GET_ATOMICITY(FH, FLAG, IERROR)	41
INTEGER FH, IERROR	42
LOGICAL FLAG	43
	44
MPI_FILE_GET_BYTE_OFFSET(FH, OFFSET, DISP, IERROR)	45
INTEGER FH, IERROR	46
INTEGER(KIND=MPI_OFFSET_KIND) OFFSET, DISP	47
	48
MPI_FILE_GET_GROUP(FH, GROUP, IERROR)	
INTEGER FH, GROUP, IERROR	
MPI_FILE_GET_INFO(FH, INFO_USED, IERROR)	
INTEGER FH, INFO_USED, IERROR	

```
1 MPI_FILE_GET_POSITION(FH, OFFSET, IERROR)
2     INTEGER FH, IERROR
3     INTEGER(KIND=MPI_OFFSET_KIND) OFFSET
4
5 MPI_FILE_GET_POSITION_SHARED(FH, OFFSET, IERROR)
6     INTEGER FH, IERROR
7     INTEGER(KIND=MPI_OFFSET_KIND) OFFSET
8
9 MPI_FILE_GET_SIZE(FH, SIZE, IERROR)
10    INTEGER FH, IERROR
11    INTEGER(KIND=MPI_OFFSET_KIND) SIZE
12
13 MPI_FILE_GET_TYPE_EXTENT(FH, DATATYPE, EXTENT, IERROR)
14    INTEGER FH, DATATYPE, IERROR
15    INTEGER(KIND=MPI_ADDRESS_KIND) EXTENT
16
17 MPI_FILE_GET_VIEW(FH, DISP, ETYPE, FILETYPE, DATAREP, IERROR)
18    INTEGER FH, ETYPE, FILETYPE, IERROR
19    CHARACTER*(*) DATAREP
20    INTEGER(KIND=MPI_OFFSET_KIND) DISP
21
22 MPI_FILE_IREAD(FH, BUF, COUNT, DATATYPE, REQUEST, IERROR)
23    <type> BUF(*)
24    INTEGER FH, COUNT, DATATYPE, REQUEST, IERROR
25
26 MPI_FILE_IREAD_AT(FH, OFFSET, BUF, COUNT, DATATYPE, REQUEST, IERROR)
27    <type> BUF(*)
28    INTEGER FH, COUNT, DATATYPE, REQUEST, IERROR
29    INTEGER(KIND=MPI_OFFSET_KIND) OFFSET
30
31 MPI_FILE_IREAD_SHARED(FH, BUF, COUNT, DATATYPE, REQUEST, IERROR)
32    <type> BUF(*)
33    INTEGER FH, COUNT, DATATYPE, REQUEST, IERROR
34
35 MPI_FILE_IWRITE(FH, BUF, COUNT, DATATYPE, REQUEST, IERROR)
36    <type> BUF(*)
37    INTEGER FH, COUNT, DATATYPE, REQUEST, IERROR
38
39 MPI_FILE_IWRITE_AT(FH, OFFSET, BUF, COUNT, DATATYPE, REQUEST, IERROR)
40    <type> BUF(*)
41    INTEGER FH, COUNT, DATATYPE, REQUEST, IERROR
42    INTEGER(KIND=MPI_OFFSET_KIND) OFFSET
43
44 MPI_FILE_IWRITE_SHARED(FH, BUF, COUNT, DATATYPE, REQUEST, IERROR)
45    <type> BUF(*)
46    INTEGER FH, COUNT, DATATYPE, REQUEST, IERROR
47
48 MPI_FILE_OPEN(COMM, FILENAME, AMODE, INFO, FH, IERROR)
49    CHARACTER*(*) FILENAME
50    INTEGER COMM, AMODE, INFO, FH, IERROR
51
52 MPI_FILE_PREALLOCATE(FH, SIZE, IERROR)
53    INTEGER FH, IERROR
```



```

    INTEGER(KIND=MPI_OFFSET_KIND) SIZE                                1
MPI_FILE_READ(FH, BUF, COUNT, DATATYPE, STATUS, IERROR)           2
    <type> BUF(*)                                                  3
    INTEGER FH, COUNT, DATATYPE, STATUS(MPI_STATUS_SIZE), IERROR  4
MPI_FILE_READ_ALL(FH, BUF, COUNT, DATATYPE, STATUS, IERROR)      5
    <type> BUF(*)                                                  6
    INTEGER FH, COUNT, DATATYPE, STATUS(MPI_STATUS_SIZE), IERROR  7
MPI_FILE_READ_ALL_BEGIN(FH, BUF, COUNT, DATATYPE, IERROR)        8
    <type> BUF(*)                                                  9
    INTEGER FH, COUNT, DATATYPE, IERROR                            10
MPI_FILE_READ_ALL_END(FH, BUF, STATUS, IERROR)                    11
    <type> BUF(*)                                                  12
    INTEGER FH, STATUS(MPI_STATUS_SIZE), IERROR                    13
MPI_FILE_READ_AT(FH, OFFSET, BUF, COUNT, DATATYPE, STATUS, IERROR) 14
    <type> BUF(*)                                                  15
    INTEGER FH, COUNT, DATATYPE, STATUS(MPI_STATUS_SIZE), IERROR 16
    INTEGER(KIND=MPI_OFFSET_KIND) OFFSET                           17
MPI_FILE_READ_AT_ALL(FH, OFFSET, BUF, COUNT, DATATYPE, STATUS, IERROR) 18
    <type> BUF(*)                                                  19
    INTEGER FH, COUNT, DATATYPE, STATUS(MPI_STATUS_SIZE), IERROR 20
    INTEGER(KIND=MPI_OFFSET_KIND) OFFSET                           21
MPI_FILE_READ_AT_ALL_BEGIN(FH, OFFSET, BUF, COUNT, DATATYPE, IERROR) 22
    <type> BUF(*)                                                  23
    INTEGER FH, COUNT, DATATYPE, IERROR                            24
    INTEGER(KIND=MPI_OFFSET_KIND) OFFSET                           25
MPI_FILE_READ_AT_ALL_END(FH, BUF, STATUS, IERROR)                 26
    <type> BUF(*)                                                  27
    INTEGER FH, COUNT, DATATYPE, IERROR                            28
    INTEGER(KIND=MPI_OFFSET_KIND) OFFSET                           29
MPI_FILE_READ_ORDERED(FH, BUF, COUNT, DATATYPE, STATUS, IERROR)  30
    <type> BUF(*)                                                  31
    INTEGER FH, COUNT, DATATYPE, STATUS(MPI_STATUS_SIZE), IERROR 32
MPI_FILE_READ_ORDERED_BEGIN(FH, BUF, COUNT, DATATYPE, IERROR)    33
    <type> BUF(*)                                                  34
    INTEGER FH, COUNT, DATATYPE, IERROR                            35
    INTEGER(KIND=MPI_OFFSET_KIND) OFFSET                           36
MPI_FILE_READ_ORDERED_END(FH, BUF, STATUS, IERROR)                37
    <type> BUF(*)                                                  38
    INTEGER FH, STATUS(MPI_STATUS_SIZE), IERROR                    39
MPI_FILE_READ_SHARED(FH, BUF, COUNT, DATATYPE, STATUS, IERROR)   40
    <type> BUF(*)                                                  41
    INTEGER FH, COUNT, DATATYPE, STATUS(MPI_STATUS_SIZE), IERROR 42
MPI_FILE_SEEK(FH, OFFSET, WHENCE, IERROR)                          43

```

```

1      INTEGER FH, WHENCE, IERROR
2      INTEGER(KIND=MPI_OFFSET_KIND) OFFSET
3
4      MPI_FILE_SEEK_SHARED(FH, OFFSET, WHENCE, IERROR)
5      INTEGER FH, WHENCE, IERROR
6      INTEGER(KIND=MPI_OFFSET_KIND) OFFSET
7
8      MPI_FILE_SET_ATOMICITY(FH, FLAG, IERROR)
9      INTEGER FH, IERROR
10     LOGICAL FLAG
11
12     MPI_FILE_SET_INFO(FH, INFO, IERROR)
13     INTEGER FH, INFO, IERROR
14
15     MPI_FILE_SET_SIZE(FH, SIZE, IERROR)
16     INTEGER FH, IERROR
17     INTEGER(KIND=MPI_OFFSET_KIND) SIZE
18
19     MPI_FILE_SET_VIEW(FH, DISP, ETYPE, FILETYPE, DATAREP, INFO, IERROR)
20     INTEGER FH, ETYPE, FILETYPE, INFO, IERROR
21     CHARACTER*(*) DATAREP
22     INTEGER(KIND=MPI_OFFSET_KIND) DISP
23
24     MPI_FILE_SYNC(FH, IERROR)
25     INTEGER FH, IERROR
26
27     MPI_FILE_WRITE(FH, BUF, COUNT, DATATYPE, STATUS, IERROR)
28     <type> BUF(*)
29     INTEGER FH, COUNT, DATATYPE, STATUS(MPI_STATUS_SIZE), IERROR
30
31     MPI_FILE_WRITE_ALL(FH, BUF, COUNT, DATATYPE, STATUS, IERROR)
32     <type> BUF(*)
33     INTEGER FH, COUNT, DATATYPE, STATUS(MPI_STATUS_SIZE), IERROR
34
35     MPI_FILE_WRITE_ALL_BEGIN(FH, BUF, COUNT, DATATYPE, IERROR)
36     <type> BUF(*)
37     INTEGER FH, COUNT, DATATYPE, IERROR
38
39     MPI_FILE_WRITE_ALL_END(FH, BUF, STATUS, IERROR)
40     <type> BUF(*)
41     INTEGER FH, STATUS(MPI_STATUS_SIZE), IERROR
42
43     MPI_FILE_WRITE_AT(FH, OFFSET, BUF, COUNT, DATATYPE, STATUS, IERROR)
44     <type> BUF(*)
45     INTEGER FH, COUNT, DATATYPE, STATUS(MPI_STATUS_SIZE), IERROR
46     INTEGER(KIND=MPI_OFFSET_KIND) OFFSET
47
48     MPI_FILE_WRITE_AT_ALL(FH, OFFSET, BUF, COUNT, DATATYPE, STATUS, IERROR)
49     <type> BUF(*)
50     INTEGER FH, COUNT, DATATYPE, STATUS(MPI_STATUS_SIZE), IERROR
51     INTEGER(KIND=MPI_OFFSET_KIND) OFFSET
52
53     MPI_FILE_WRITE_AT_ALL_BEGIN(FH, OFFSET, BUF, COUNT, DATATYPE, IERROR)
54     <type> BUF(*)
55     INTEGER FH, OFFSET, COUNT, DATATYPE, IERROR
56     INTEGER(KIND=MPI_OFFSET_KIND) OFFSET

```

```

    INTEGER FH, COUNT, DATATYPE, IERROR
    INTEGER(KIND=MPI_OFFSET_KIND) OFFSET
MPI_FILE_WRITE_AT_ALL_END(FH, BUF, STATUS, IERROR)
    <type> BUF(*)
    INTEGER FH, STATUS(MPI_STATUS_SIZE), IERROR
MPI_FILE_WRITE_ORDERED(FH, BUF, COUNT, DATATYPE, STATUS, IERROR)
    <type> BUF(*)
    INTEGER FH, COUNT, DATATYPE, STATUS(MPI_STATUS_SIZE), IERROR
MPI_FILE_WRITE_ORDERED_BEGIN(FH, BUF, COUNT, DATATYPE, IERROR)
    <type> BUF(*)
    INTEGER FH, COUNT, DATATYPE, IERROR
MPI_FILE_WRITE_ORDERED_END(FH, BUF, STATUS, IERROR)
    <type> BUF(*)
    INTEGER FH, STATUS(MPI_STATUS_SIZE), IERROR
MPI_FILE_WRITE_SHARED(FH, BUF, COUNT, DATATYPE, STATUS, IERROR)
    <type> BUF(*)
    INTEGER FH, COUNT, DATATYPE, STATUS(MPI_STATUS_SIZE), IERROR
MPI_REGISTER_DATAREP(DATAREP, READ_CONVERSION_FN, WRITE_CONVERSION_FN,
    DTYPE_FILE_EXTENT_FN, EXTRA_STATE, IERROR)
    CHARACTER*(*) DATAREP
    EXTERNAL READ_CONVERSION_FN, WRITE_CONVERSION_FN, DTYPE_FILE_EXTENT_FN
    INTEGER(KIND=MPI_ADDRESS_KIND) EXTRA_STATE
    INTEGER IERROR

```

#### A.3.12 Language Bindings Fortran Bindings

```

MPI_SIZEOF(X, SIZE, IERROR)
    <type> X
    INTEGER SIZE, IERROR
MPI_TYPE_CREATE_F90_COMPLEX(P, R, NEWTYPE, IERROR)
    INTEGER P, R, NEWTYPE, IERROR
MPI_TYPE_CREATE_F90_INTEGER(R, NEWTYPE, IERROR)
    INTEGER R, NEWTYPE, IERROR
MPI_TYPE_CREATE_F90_REAL(P, R, NEWTYPE, IERROR)
    INTEGER P, R, NEWTYPE, IERROR
MPI_TYPE_MATCH_SIZE(TYPECLASS, SIZE, TYPE, IERROR)
    INTEGER TYPECLASS, SIZE, TYPE, IERROR

```

#### A.3.13 Profiling Interface Fortran Bindings

```

MPI_PCONTROL(LEVEL)
    INTEGER LEVEL

```

## A.3.14 Deprecated Fortran Bindings

```
1 MPI_ADDRESS(LOCATION, ADDRESS, IERROR)
2   <type> LOCATION(*)
3   INTEGER ADDRESS, IERROR
4
5 MPI_ATTR_DELETE(COMM, KEYVAL, IERROR)
6   INTEGER COMM, KEYVAL, IERROR
7
8 MPI_ATTR_GET(COMM, KEYVAL, ATTRIBUTE_VAL, FLAG, IERROR)
9   INTEGER COMM, KEYVAL, ATTRIBUTE_VAL, IERROR
10  LOGICAL FLAG
11
12 MPI_ATTR_PUT(COMM, KEYVAL, ATTRIBUTE_VAL, IERROR)
13  INTEGER COMM, KEYVAL, ATTRIBUTE_VAL, IERROR
14
15 MPI_DUP_FN(OLDCOMM, KEYVAL, EXTRA_STATE, ATTRIBUTE_VAL_IN,
16           ATTRIBUTE_VAL_OUT, FLAG, IERR)
17  INTEGER OLDCOMM, KEYVAL, EXTRA_STATE, ATTRIBUTE_VAL_IN,
18  ATTRIBUTE_VAL_OUT, IERR
19  LOGICAL FLAG
20
21 MPI_ERRHANDLER_CREATE(FUNCTION, ERRHANDLER, IERROR)
22  EXTERNAL FUNCTION
23  INTEGER ERRHANDLER, IERROR
24
25 MPI_ERRHANDLER_GET(COMM, ERRHANDLER, IERROR)
26  INTEGER COMM, ERRHANDLER, IERROR
27
28 MPI_ERRHANDLER_SET(COMM, ERRHANDLER, IERROR)
29  INTEGER COMM, ERRHANDLER, IERROR
30
31 MPI_KEYVAL_CREATE(COPY_FN, DELETE_FN, KEYVAL, EXTRA_STATE, IERROR)
32  EXTERNAL COPY_FN, DELETE_FN
33  INTEGER KEYVAL, EXTRA_STATE, IERROR
34
35 MPI_KEYVAL_FREE(KEYVAL, IERROR)
36  INTEGER KEYVAL, IERROR
37
38 MPI_NULL_COPY_FN(OLDCOMM, KEYVAL, EXTRA_STATE, ATTRIBUTE_VAL_IN,
39                ATTRIBUTE_VAL_OUT, FLAG, IERR)
40  INTEGER OLDCOMM, KEYVAL, EXTRA_STATE, ATTRIBUTE_VAL_IN,
41  ATTRIBUTE_VAL_OUT, IERR
42  LOGICAL FLAG
43
44 MPI_NULL_DELETE_FN(COMM, KEYVAL, ATTRIBUTE_VAL, EXTRA_STATE, IERROR)
45  INTEGER COMM, KEYVAL, ATTRIBUTE_VAL, EXTRA_STATE, IERROR
46
47 MPI_TYPE_EXTENT(DATATYPE, EXTENT, IERROR)
48  INTEGER DATATYPE, EXTENT, IERROR
49
50 MPI_TYPE_HINDEXED(COUNT, ARRAY_OF_BLOCKLENGTHS, ARRAY_OF_DISPLACEMENTS,
51                  OLDTYPE, NEWTYPE, IERROR)
```

```
INTEGER COUNT, ARRAY_OF_BLOCKLENGTHS(*), ARRAY_OF_DISPLACEMENTS(*),  
  OLDTYPE, NEWTYPE, IERROR  
MPI_TYPE_HVECTOR(COUNT, BLOCKLENGTH, STRIDE, OLDTYPE, NEWTYPE, IERROR)  
  INTEGER COUNT, BLOCKLENGTH, STRIDE, OLDTYPE, NEWTYPE, IERROR  
MPI_TYPE_LB( DATATYPE, DISPLACEMENT, IERROR)  
  INTEGER DATATYPE, DISPLACEMENT, IERROR  
MPI_TYPE_STRUCT(COUNT, ARRAY_OF_BLOCKLENGTHS, ARRAY_OF_DISPLACEMENTS,  
  ARRAY_OF_TYPES, NEWTYPE, IERROR)  
  INTEGER COUNT, ARRAY_OF_BLOCKLENGTHS(*), ARRAY_OF_DISPLACEMENTS(*),  
  ARRAY_OF_TYPES(*), NEWTYPE, IERROR  
MPI_TYPE_UB( DATATYPE, DISPLACEMENT, IERROR)  
  INTEGER DATATYPE, DISPLACEMENT, IERROR  
SUBROUTINE COPY_FUNCTION(OLDCOMM, KEYVAL, EXTRA_STATE, ATTRIBUTE_VAL_IN,  
  ATTRIBUTE_VAL_OUT, FLAG, IERR)  
  INTEGER OLDCOMM, KEYVAL, EXTRA_STATE, ATTRIBUTE_VAL_IN,  
  ATTRIBUTE_VAL_OUT, IERR  
  LOGICAL FLAG  
SUBROUTINE DELETE_FUNCTION(COMM, KEYVAL, ATTRIBUTE_VAL, EXTRA_STATE, IERR)  
  INTEGER COMM, KEYVAL, ATTRIBUTE_VAL, EXTRA_STATE, IERR
```

## A.4 C++ Bindings (deprecated)

### A.4.1 Point-to-Point Communication C++ Bindings

```

namespace MPI {
    {void Attach_buffer(void* buffer, int size) (binding deprecated, see
        Section 15.2) }
    {void Comm::Bsend(const void* buf, int count, const Datatype& datatype,
        int dest, int tag) const (binding deprecated, see Section 15.2) }
    {Prequest Comm::Bsend_init(const void* buf, int count, const
        Datatype& datatype, int dest, int tag) const (binding deprecated,
        see Section 15.2) }
    {void Request::Cancel() const (binding deprecated, see Section 15.2) }
    {int Detach_buffer(void*& buffer) (binding deprecated, see Section 15.2) }
    {void Request::Free() (binding deprecated, see Section 15.2) }
    {int Status::Get_count(const Datatype& datatype) const (binding deprecated,
        see Section 15.2) }
    {int Status::Get_error() const (binding deprecated, see Section 15.2) }
    {int Status::Get_source() const (binding deprecated, see Section 15.2) }
    {bool Request::Get_status() const (binding deprecated, see Section 15.2) }
    {bool Request::Get_status(Status& status) const (binding deprecated, see
        Section 15.2) }
    {int Status::Get_tag() const (binding deprecated, see Section 15.2) }
    {Request Comm::Ibsend(const void* buf, int count, const
        Datatype& datatype, int dest, int tag) const (binding deprecated,
        see Section 15.2) }
    {bool Comm::Iprobe(int source, int tag) const (binding deprecated, see
        Section 15.2) }
    {bool Comm::Iprobe(int source, int tag, Status& status) const (binding
        deprecated, see Section 15.2) }
    {Request Comm::Irecv(void* buf, int count, const Datatype& datatype,
        int source, int tag) const (binding deprecated, see Section 15.2) }
    {Request Comm::Irsend(const void* buf, int count, const
        Datatype& datatype, int dest, int tag) const (binding deprecated,
        see Section 15.2) }
    {bool Status::Is_cancelled() const (binding deprecated, see Section 15.2) }
    {Request Comm::Isend(const void* buf, int count, const
        Datatype& datatype, int dest, int tag) const (binding deprecated,

```

```

    see Section 15.2) }
1
2
3 {Request Comm::Issend(const void* buf, int count, const
4     Datatype& datatype, int dest, int tag) const(binding deprecated,
5     see Section 15.2) }
6
7 {void Comm::Probe(int source, int tag) const(binding deprecated, see
8     Section 15.2) }
9
10 {void Comm::Probe(int source, int tag, Status& status) const(binding
11     deprecated, see Section 15.2) }
12
13 {void Comm::Recv(void* buf, int count, const Datatype& datatype,
14     int source, int tag) const(binding deprecated, see Section 15.2) }
15
16 {void Comm::Recv(void* buf, int count, const Datatype& datatype,
17     int source, int tag, Status& status) const(binding deprecated, see
18     Section 15.2) }
19
20 {Prequest Comm::Recv_init(void* buf, int count, const Datatype& datatype,
21     int source, int tag) const(binding deprecated, see Section 15.2) }
22
23 {void Comm::Rsend(const void* buf, int count, const Datatype& datatype,
24     int dest, int tag) const(binding deprecated, see Section 15.2) }
25
26 {Prequest Comm::Rsend_init(const void* buf, int count, const
27     Datatype& datatype, int dest, int tag) const(binding deprecated,
28     see Section 15.2) }
29
30 {void Comm::Send(const void* buf, int count, const Datatype& datatype,
31     int dest, int tag) const(binding deprecated, see Section 15.2) }
32
33 {Prequest Comm::Send_init(const void* buf, int count, const
34     Datatype& datatype, int dest, int tag) const(binding deprecated,
35     see Section 15.2) }
36
37 {void Comm::Sendrecv(const void *sendbuf, int sendcount, const
38     Datatype& sendtype, int dest, int sendtag, void *recvbuf,
39     int recvcount, const Datatype& recvtype, int source,
40     int recvtag) const(binding deprecated, see Section 15.2) }
41
42 {void Comm::Sendrecv(const void *sendbuf, int sendcount, const
43     Datatype& sendtype, int dest, int sendtag, void *recvbuf,
44     int recvcount, const Datatype& recvtype, int source,
45     int recvtag, Status& status) const(binding deprecated, see
46     Section 15.2) }
47
48 {void Comm::Sendrecv_replace(void* buf, int count, const
49     Datatype& datatype, int dest, int sendtag, int source,
50     int recvtag) const(binding deprecated, see Section 15.2) }
51
52 {void Comm::Sendrecv_replace(void* buf, int count, const
53     Datatype& datatype, int dest, int sendtag, int source,
54     int recvtag, Status& status) const(binding deprecated, see
55     Section 15.2) }

```

```

1      Section 15.2 }
2
3      {void Status::Set_error(int error) (binding deprecated, see Section 15.2) }
4
5      {void Status::Set_source(int source) (binding deprecated, see Section 15.2) }
6
7      {void Status::Set_tag(int tag) (binding deprecated, see Section 15.2) }
8
9      {void Comm::Ssend(const void* buf, int count, const Datatype& datatype,
10         int dest, int tag) const (binding deprecated, see Section 15.2) }
11
12     {Prequest Comm::Ssend_init(const void* buf, int count, const
13         Datatype& datatype, int dest, int tag) const (binding deprecated,
14         see Section 15.2) }
15
16     {void Prequest::Start() (binding deprecated, see Section 15.2) }
17
18     {static void Prequest::Startall(int count,
19         Prequest array_of_requests[]) (binding deprecated, see Section 15.2) }
20
21     {bool Request::Test() (binding deprecated, see Section 15.2) }
22
23     {bool Request::Test(Status& status) (binding deprecated, see Section 15.2) }
24
25     {static bool Request::Testall(int count,
26         Request array_of_requests[]) (binding deprecated, see Section 15.2) }
27
28     {static bool Request::Testall(int count, Request array_of_requests[],
29         Status array_of_statuses[]) (binding deprecated, see Section 15.2) }
30
31     {static bool Request::Testany(int count, Request array_of_requests[],
32         int& index) (binding deprecated, see Section 15.2) }
33
34     {static bool Request::Testany(int count, Request array_of_requests[],
35         int& index, Status& status) (binding deprecated, see Section 15.2) }
36
37     {static int Request::Testsome(int incount, Request array_of_requests[],
38         int array_of_indices[]) (binding deprecated, see Section 15.2) }
39
40     {static int Request::Testsome(int incount, Request array_of_requests[],
41         int array_of_indices[], Status array_of_statuses[]) (binding
42         deprecated, see Section 15.2) }
43
44     {void Request::Wait() (binding deprecated, see Section 15.2) }
45
46     {void Request::Wait(Status& status) (binding deprecated, see Section 15.2) }
47
48     {static void Request::Waitall(int count,
49         Request array_of_requests[]) (binding deprecated, see Section 15.2) }
50
51     {static void Request::Waitall(int count, Request array_of_requests[],
52         Status array_of_statuses[]) (binding deprecated, see Section 15.2) }
53
54     {static int Request::Waitany(int count,
55         Request array_of_requests[]) (binding deprecated, see Section 15.2) }

```



```

{static int Request::Waitany(int count, Request array_of_requests[],
    Status& status) (binding deprecated, see Section 15.2) }
1
2
3
{static int Request::Waitsome(int incount, Request array_of_requests[],
    int array_of_indices[]) (binding deprecated, see Section 15.2) }
4
5
6
{static int Request::Waitsome(int incount, Request array_of_requests[],
    int array_of_indices[], Status array_of_statuses[]) (binding
7
8
9
    deprecated, see Section 15.2) }
10
};
11

```

#### A.4.2 Datatypes C++ Bindings

```

namespace MPI {
12
13
14
    {void Datatype::Commit() (binding deprecated, see Section 15.2) }
15
16
17
    {Datatype Datatype::Create_contiguous(int count) const (binding deprecated,
18
19
        see Section 15.2) }
20
21
    {Datatype Datatype::Create_darray(int size, int rank, int ndims,
22
23
        const int array_of_gsizes[], const int array_of_distrib[],
24
25
        const int array_of_dargs[], const int array_of_psizes[],
26
27
        int order) const (binding deprecated, see Section 15.2) }
28
29
    {Datatype Datatype::Create_hindexed(int count,
30
31
        const int array_of_blocklengths[],
32
33
        const Aint array_of_displacements[]) const (binding deprecated, see
34
35
        Section 15.2) }
36
37
    {Datatype Datatype::Create_hvector(int count, int blocklength, Aint
38
39
        stride) const (binding deprecated, see Section 15.2) }
40
41
    {Datatype Datatype::Create_indexed(int count,
42
43
        const int array_of_blocklengths[],
44
45
        const int array_of_displacements[]) const (binding deprecated, see
46
47
        Section 15.2) }
48

```

```

1  {Datatype Datatype::Create_subarray(int ndims,
2      const int array_of_sizes[], const int array_of_subsizes[],
3      const int array_of_starts[], int order) const(binding deprecated,
4      see Section 15.2) }
5
6  {Datatype Datatype::Create_vector(int count, int blocklength, int stride)
7      const(binding deprecated, see Section 15.2) }
8
9  {Datatype Datatype::Dup() const(binding deprecated, see Section 15.2) }
10
11 {void Datatype::Free() (binding deprecated, see Section 15.2) }
12
13 {Aint Get_address(void* location) (binding deprecated, see Section 15.2) }
14
15 {void Datatype::Get_contents(int max_integers, int max_addresses,
16     int max_datatypes, int array_of_integers[],
17     Aint array_of_addresses[], Datatype array_of_datatypes[])
18     const(binding deprecated, see Section 15.2) }
19
20 {int Status::Get_elements(const Datatype& datatype) const(binding deprecated,
21     see Section 15.2) }
22
23 {void Datatype::Get_envelope(int& num_integers, int& num_addresses,
24     int& num_datatypes, int& combiner) const(binding deprecated, see
25     Section 15.2) }
26
27 {void Datatype::Get_extent(Aint& lb, Aint& extent) const(binding deprecated,
28     see Section 15.2) }
29
30 {int Datatype::Get_size() const(binding deprecated, see Section 15.2) }
31
32 {void Datatype::Get_true_extent(Aint& true_lb, Aint& true_extent)
33     const(binding deprecated, see Section 15.2) }
34
35 {void Datatype::Pack(const void* inbuf, int incount, void *outbuf,
36     int outsize, int& position, const Comm &comm) const(binding
37     deprecated, see Section 15.2) }
38
39 {void Datatype::Pack_external(const char* datarep, const void* inbuf,
40     int incount, void* outbuf, Aint outsize, Aint& position)
41     const(binding deprecated, see Section 15.2) }
42
43 {Aint Datatype::Pack_external_size(const char* datarep, int incount)
44     const(binding deprecated, see Section 15.2) }
45
46 {int Datatype::Pack_size(int incount, const Comm& comm) const(binding
47     deprecated, see Section 15.2) }
48
49 {void Datatype::Unpack(const void* inbuf, int insize, void *outbuf,
50     int outcount, int& position, const Comm& comm) const(binding
51     deprecated, see Section 15.2) }
52
53 {void Datatype::Unpack_external(const char* datarep, const void* inbuf,
54     Aint insize, Aint& position, void* outbuf, int outcount) const
55     (binding deprecated, see Section 15.2) }

```

};

## A.4.3 Collective Communication C++ Bindings

namespace MPI {

```

{void Comm::Allgather(const void* sendbuf, int sendcount, const
    Datatype& sendtype, void* recvbuf, int recvcount,
    const Datatype& recvtpe) const = 0(binding deprecated, see
    Section 15.2) }
{void Comm::Allgatherv(const void* sendbuf, int sendcount, const
    Datatype& sendtype, void* recvbuf, const int recvcounts[],
    const int displs[], const Datatype& recvtpe) const = 0(binding
    deprecated, see Section 15.2) }
{void Comm::Allreduce(const void* sendbuf, void* recvbuf, int count,
    const Datatype& datatype, const Op& op) const = 0(binding
    deprecated, see Section 15.2) }
{void Comm::Alltoall(const void* sendbuf, int sendcount, const
    Datatype& sendtype, void* recvbuf, int recvcount,
    const Datatype& recvtpe) const = 0(binding deprecated, see
    Section 15.2) }
{void Comm::Alltoallv(const void* sendbuf, const int sendcounts[],
    const int sdispls[], const Datatype& sendtype, void* recvbuf,
    const int recvcounts[], const int rdispls[],
    const Datatype& recvtpe) const = 0(binding deprecated, see
    Section 15.2) }
{void Comm::Alltoallw(const void* sendbuf, const int sendcounts[], const
    int sdispls[], const Datatype sendtypes[], void* recvbuf,
    const int recvcounts[], const int rdispls[], const Datatype
    recvtypes[]) const = 0(binding deprecated, see Section 15.2) }
{void Comm::Barrier() const = 0(binding deprecated, see Section 15.2) }
{void Comm::Bcast(void* buffer, int count, const Datatype& datatype,
    int root) const = 0(binding deprecated, see Section 15.2) }
{void Intracomm::Exscan(const void* sendbuf, void* recvbuf, int count,
    const Datatype& datatype, const Op& op) const(binding deprecated,
    see Section 15.2) }
{void Op::Free() (binding deprecated, see Section 15.2) }
{void Comm::Gather(const void* sendbuf, int sendcount, const
    Datatype& sendtype, void* recvbuf, int recvcount,
    const Datatype& recvtpe, int root) const = 0(binding deprecated,
    see Section 15.2) }
{void Comm::Gatherv(const void* sendbuf, int sendcount, const
    Datatype& sendtype, void* recvbuf, const int recvcounts[],

```

```

1      const int displs[], const Datatype& recvtype, int root)
2      const = 0(binding deprecated, see Section 15.2) }
3
4      {Request Comm::Iallgather(const void* sendbuf, int sendcount, const
5      Datatype& sendtype, void* recvbuf, int recvcount,
6      const Datatype& recvtype) const = 0(binding deprecated, see
7      Section 15.2) }
8
9      {Request Comm::Iallgatherv(const void* sendbuf, int sendcount, const
10     Datatype& sendtype, void* recvbuf, const int recvcnt[],
11     const int displs[], const Datatype& recvtype) const = 0(binding
12     deprecated, see Section 15.2) }
13
14     {Request Comm::Iallreduce(const void* sendbuf, void* recvbuf, int count,
15     const Datatype& datatype, const Op& op) const = 0(binding
16     deprecated, see Section 15.2) }
17
18     {Request Comm::Ialltoall(const void* sendbuf, int sendcount, const
19     Datatype& sendtype, void* recvbuf, int recvcount,
20     const Datatype& recvtype) const = 0(binding deprecated, see
21     Section 15.2) }
22
23     {Request Comm::Ialltoallv(const void* sendbuf, const int sendcounts[],
24     const int sdispls[], const Datatype& sendtype, void* recvbuf,
25     const int recvcnt[], const int rdispls[],
26     const Datatype& recvtype) const = 0(binding deprecated, see
27     Section 15.2) }
28
29     {Request Comm::Ialltoallw(const void* sendbuf, const int sendcounts[],
30     const int sdispls[], const Datatype sendtypes[], void*
31     recvbuf, const int recvcnt[], const int rdispls[], const
32     Datatype recvtypes[]) const = 0(binding deprecated, see
33     Section 15.2) }
34
35     {Request Comm::Ibarrier() const = 0(binding deprecated, see Section 15.2) }
36
37     {Request Comm::Ibcast(void* buffer, int count, const Datatype& datatype,
38     int root) const = 0(binding deprecated, see Section 15.2) }
39
40     {Request Intracomm::Iexscan(const void* sendbuf, void* recvbuf, int
41     count, const Datatype& datatype, const Op& op) const(binding
42     deprecated, see Section 15.2) }
43
44     {Request Comm::Igather(const void* sendbuf, int sendcount, const
45     Datatype& sendtype, void* recvbuf, int recvcount,
46     const Datatype& recvtype, int root) const = 0(binding deprecated,
47     see Section 15.2) }
48
49     {Request Comm::Igatherv(const void* sendbuf, int sendcount, const
50     Datatype& sendtype, void* recvbuf, const int recvcnt[],
51     const int displs[], const Datatype& recvtype, int root)
52     const = 0(binding deprecated, see Section 15.2) }

```

```

{void Op::Init(User_function *function, bool commute) (binding deprecated, see 1
    Section 15.2) } 2
3
{Request Comm::Ireduce(const void* sendbuf, void* recvbuf, int count, 4
    const Datatype& datatype, const Op& op, int root) 5
    const = 0(binding deprecated, see Section 15.2) } 6
7
{Request Comm::Ireduce_scatter(const void* sendbuf, void* recvbuf, 8
    int recvcnts[], const Datatype& datatype, const Op& op) 9
    const = 0(binding deprecated, see Section 15.2) } 10
11
{Request Comm::Ireduce_scatter_block(const void* sendbuf, void* recvbuf, 12
    int recvcnt, const Datatype& datatype, const Op& op) 13
    const = 0(binding deprecated, see Section 15.2) } 14
15
{bool Op::Is_commutative() const (binding deprecated, see Section 15.2) } 16
17
{Request Intracomm::Iscan(const void* sendbuf, void* recvbuf, int count, 18
    const Datatype& datatype, const Op& op) const (binding deprecated, 19
see Section 15.2) } 20
21
{Request Comm::Iscatter(const void* sendbuf, int sendcount, const 22
    Datatype& sendtype, void* recvbuf, int recvcnt, 23
    const Datatype& recvtype, int root) const = 0(binding deprecated, 24
see Section 15.2) } 25
26
{Request Comm::Iscatterv(const void* sendbuf, const int sendcounts[], 27
    const int displs[], const Datatype& sendtype, void* recvbuf, 28
    int recvcnt, const Datatype& recvtype, int root) 29
    const = 0(binding deprecated, see Section 15.2) } 30
31
{void Comm::Reduce(const void* sendbuf, void* recvbuf, int count, 32
    const Datatype& datatype, const Op& op, int root) 33
    const = 0(binding deprecated, see Section 15.2) } 34
35
{void Op::Reduce_local(const void* inbuf, void* inoutbuf, int count, 36
    const Datatype& datatype) const (binding deprecated, see 37
Section 15.2) } 38
39
{void Comm::Reduce_scatter(const void* sendbuf, void* recvbuf, 40
    int recvcnts[], const Datatype& datatype, const Op& op) 41
    const = 0(binding deprecated, see Section 15.2) } 42
43
{void Comm::Reduce_scatter_block(const void* sendbuf, void* recvbuf, 44
    int recvcnt, const Datatype& datatype, const Op& op) 45
    const = 0(binding deprecated, see Section 15.2) } 46
47
{void Intracomm::Scan(const void* sendbuf, void* recvbuf, int count, 48
    const Datatype& datatype, const Op& op) const (binding deprecated,
see Section 15.2) }
49
{void Comm::Scatter(const void* sendbuf, int sendcount, const
    Datatype& sendtype, void* recvbuf, int recvcnt,
    const Datatype& recvtype, int root) const = 0(binding deprecated,

```

```

1         see Section 15.2 }
2
3     {void Comm::Scatterv(const void* sendbuf, const int sendcounts[],
4         const int displs[], const Datatype& sendtype, void* recvbuf,
5         int recvcnt, const Datatype& recvtype, int root)
6         const = 0(binding deprecated, see Section 15.2) }
7
8 };
9

```

#### A.4.4 Groups, Contexts, Communicators, and Caching C++ Bindings

```

11 namespace MPI {
12
13     {Comm& Comm::Clone() const = 0(binding deprecated, see Section 15.2) }
14     {Cartcomm& Cartcomm::Clone() const(binding deprecated, see Section 15.2) }
15     {Distgraphcomm& Distgraphcomm::Clone() const(binding deprecated, see
16         Section 15.2) }
17
18     {Graphcomm& Graphcomm::Clone() const(binding deprecated, see Section 15.2) }
19     {Intercomm& Intercomm::Clone() const(binding deprecated, see Section 15.2) }
20     {Intracomm& Intracomm::Clone() const(binding deprecated, see Section 15.2) }
21
22     {static int Comm::Compare(const Comm& comm1, const Comm& comm2)(binding
23         deprecated, see Section 15.2) }
24
25     {static int Group::Compare(const Group& group1,
26         const Group& group2)(binding deprecated, see Section 15.2) }
27
28     {Intracomm Intracomm::Create(const Group& group) const(binding deprecated,
29         see Section 15.2) }
30
31     {Intercomm Intercomm::Create(const Group& group) const(binding deprecated,
32         see Section 15.2) }
33
34     {Intercomm Intracomm::Create_intercomm(int local_leader, const
35         Comm& peer_comm, int remote_leader, int tag) const(binding
36         deprecated, see Section 15.2) }
37
38     {static int Comm::Create_keyval(Comm::Copy_attr_function*
39         comm_copy_attr_fn,
40         Comm::Delete_attr_function* comm_delete_attr_fn,
41         void* extra_state)(binding deprecated, see Section 15.2) }
42
43     {static int Datatype::Create_keyval(Datatype::Copy_attr_function*
44         type_copy_attr_fn, Datatype::Delete_attr_function*
45         type_delete_attr_fn, void* extra_state)(binding deprecated, see
46         Section 15.2) }
47
48     {static int Win::Create_keyval(Win::Copy_attr_function* win_copy_attr_fn,
49         Win::Delete_attr_function* win_delete_attr_fn,
50         void* extra_state)(binding deprecated, see Section 15.2) }

```

```

{void Comm::Delete_attr(int comm_keyval) (binding deprecated, see Section 15.2) } 1
{void Datatype::Delete_attr(int type_keyval) (binding deprecated, see 2
    Section 15.2) } 3
{void Win::Delete_attr(int win_keyval) (binding deprecated, see Section 15.2) } 5
{static Group Group::Difference(const Group& group1, 7
    const Group& group2) (binding deprecated, see Section 15.2) } 8
{Cartcomm Cartcomm::Dup() const (binding deprecated, see Section 15.2) } 9
{Distgraphcomm Distgraphcomm::Dup() const (binding deprecated, see Section 15.2) } 11
{Graphcomm Graphcomm::Dup() const (binding deprecated, see Section 15.2) } 12
{Intercomm Intercomm::Dup() const (binding deprecated, see Section 15.2) } 14
{Intracomm Intracomm::Dup() const (binding deprecated, see Section 15.2) } 16
{Group Group::Excl(int n, const int ranks[]) const (binding deprecated, see 17
    Section 15.2) } 18
{void Comm::Free() (binding deprecated, see Section 15.2) } 19
{void Group::Free() (binding deprecated, see Section 15.2) } 21
{static void Comm::Free_keyval(int& comm_keyval) (binding deprecated, see 22
    Section 15.2) } 24
{static void Datatype::Free_keyval(int& type_keyval) (binding deprecated, see 25
    Section 15.2) } 26
{static void Win::Free_keyval(int& win_keyval) (binding deprecated, see 27
    Section 15.2) } 29
{bool Comm::Get_attr(int comm_keyval, void* attribute_val) const (binding 30
    deprecated, see Section 15.2) } 31
{bool Datatype::Get_attr(int type_keyval, void* attribute_val) 32
    const (binding deprecated, see Section 15.2) } 34
{bool Win::Get_attr(int win_keyval, void* attribute_val) const (binding 35
    deprecated, see Section 15.2) } 36
{Group Comm::Get_group() const (binding deprecated, see Section 15.2) } 37
{void Comm::Get_name(char* comm_name, int& resultlen) const (binding 39
    deprecated, see Section 15.2) } 40
{void Datatype::Get_name(char* type_name, int& resultlen) const (binding 42
    deprecated, see Section 15.2) } 43
{void Win::Get_name(char* win_name, int& resultlen) const (binding deprecated, 44
    see Section 15.2) } 45
{int Comm::Get_rank() const (binding deprecated, see Section 15.2) } 47

```

```

1  {int Group::Get_rank() const(binding deprecated, see Section 15.2) }
2
3  {Group Intercomm::Get_remote_group() const(binding deprecated, see Section 15.2)
4      }
5
6  {int Intercomm::Get_remote_size() const(binding deprecated, see Section 15.2) }
7
8  {int Comm::Get_size() const(binding deprecated, see Section 15.2) }
9
10 {Group Group::Incl(int n, const int ranks[]) const(binding deprecated, see
11     Section 15.2) }
12
13 {static Group Group::Intersect(const Group& group1,
14     const Group& group2) (binding deprecated, see Section 15.2) }
15
16 {bool Comm::Is_inter() const(binding deprecated, see Section 15.2) }
17
18 {Intracomm Intercomm::Merge(bool high) const(binding deprecated, see
19     Section 15.2) }
20
21 {Group Group::Range_excl(int n, const int ranges[][3]) const(binding
22     deprecated, see Section 15.2) }
23
24 {Group Group::Range_incl(int n, const int ranges[][3]) const(binding
25     deprecated, see Section 15.2) }
26
27 {void Comm::Set_attr(int comm_keyval, const void* attribute_val)
28     const(binding deprecated, see Section 15.2) }
29
30 {void Datatype::Set_attr(int type_keyval, const void*
31     attribute_val) (binding deprecated, see Section 15.2) }
32
33 {void Win::Set_attr(int win_keyval, const void* attribute_val) (binding
34     deprecated, see Section 15.2) }
35
36 {void Comm::Set_name(const char* comm_name) (binding deprecated, see
37     Section 15.2) }
38
39 {void Datatype::Set_name(const char* type_name) (binding deprecated, see
40     Section 15.2) }
41
42 {void Win::Set_name(const char* win_name) (binding deprecated, see Section 15.2) }
43
44 {Intercomm Intercomm::Split(int color, int key) const(binding deprecated, see
45     Section 15.2) }
46
47 {Intracomm Intracomm::Split(int color, int key) const(binding deprecated, see
48     Section 15.2) }
49
50 {static void Group::Translate_ranks (const Group& group1, int n,
51     const int ranks1[], const Group& group2, int ranks2[]) (binding
52     deprecated, see Section 15.2) }
53
54 {static Group Group::Union(const Group& group1,
55     const Group& group2) (binding deprecated, see Section 15.2) }

```



};

## A.4.5 Process Topologies C++ Bindings

namespace MPI {

```
{void Compute_dims(int nnodes, int ndims, int dims[]) (binding deprecated, see
    Section 15.2) }
```

```
{Cartcomm Intracomm::Create_cart(int ndims, const int dims[],
    const bool periods[], bool reorder) const (binding deprecated, see
    Section 15.2) }
```

```
{Graphcomm Intracomm::Create_graph(int nnodes, const int index[],
    const int edges[], bool reorder) const (binding deprecated, see
    Section 15.2) }
```

```
{Distgraphcomm Intracomm::Dist_graph_create(int n, const int sources[],
    const int degrees[], const int destinations[],
    const int weights[], const Info& info, bool reorder)
    const (binding deprecated, see Section 15.2) }
```

```
{Distgraphcomm Intracomm::Dist_graph_create(int n, const int sources[],
    const int degrees[], const int destinations[],
    const Info& info, bool reorder) const (binding deprecated, see
    Section 15.2) }
```

```
{Distgraphcomm Intracomm::Dist_graph_create_adjacent(int indegree,
    const int sources[], const int sourceweights[], int outdegree,
    const int destinations[], const int destweights[],
    const Info& info, bool reorder) const (binding deprecated, see
    Section 15.2) }
```

```
{Distgraphcomm Intracomm::Dist_graph_create_adjacent(int indegree,
    const int sources[], int outdegree, const int destinations[],
    const Info& info, bool reorder) const (binding deprecated, see
    Section 15.2) }
```

```
{int Cartcomm::Get_cart_rank(const int coords[]) const (binding deprecated,
    see Section 15.2) }
```

```
{void Cartcomm::Get_coords(int rank, int maxdims, int coords[])
    const (binding deprecated, see Section 15.2) }
```

```
{int Cartcomm::Get_dim() const (binding deprecated, see Section 15.2) }
```

```
{void Graphcomm::Get_dims(int nnodes[], int nedges[]) const (binding
    deprecated, see Section 15.2) }
```

```
{void Distgraphcomm::Get_dist_neighbors(int maxindegree, int sources[],
    int sourceweights[], int maxoutdegree, int destinations[],
    int destweights[]) (binding deprecated, see Section 15.2) }
```

```

1  {void Distgraphcomm::Get_dist_neighbors_count(int rank, int indegree[],
2      int outdegree[], bool& weighted) const(binding deprecated, see
3      Section 15.2) }
4
5  {void Graphcomm::Get_neighbors(int rank, int maxneighbors, int
6      neighbors[]) const(binding deprecated, see Section 15.2) }
7
8  {int Graphcomm::Get_neighbors_count(int rank) const(binding deprecated, see
9      Section 15.2) }
10
11 {void Cartcomm::Get_topo(int maxdims, int dims[], bool periods[],
12     int coords[]) const(binding deprecated, see Section 15.2) }
13
14 {void Graphcomm::Get_topo(int maxindex, int maxedges, int index[],
15     int edges[]) const(binding deprecated, see Section 15.2) }
16
17 {int Comm::Get_topology() const(binding deprecated, see Section 15.2) }
18
19 {int Cartcomm::Map(int ndims, const int dims[], const bool periods[])
20     const(binding deprecated, see Section 15.2) }
21
22 {int Graphcomm::Map(int nnodes, const int index[], const int edges[])
23     const(binding deprecated, see Section 15.2) }
24
25 {void Cartcomm::Shift(int direction, int disp, int& rank_source,
26     int& rank_dest) const(binding deprecated, see Section 15.2) }
27
28 {Cartcomm Cartcomm::Sub(const bool remain_dims[]) const(binding deprecated,
29     see Section 15.2) }
30
31 };

```

#### A.4.6 MPI Environmental Management C++ Bindings

```

31 namespace MPI {
32     {void Comm::Abort(int errorcode) (binding deprecated, see Section 15.2) }
33
34     {int Add_error_class() (binding deprecated, see Section 15.2) }
35
36     {int Add_error_code(int errorclass) (binding deprecated, see Section 15.2) }
37
38     {void Add_error_string(int errorcode, const char* string) (binding deprecated,
39         see Section 15.2) }
40
41     {void* Alloc_mem(Aint size, const Info& info) (binding deprecated, see
42         Section 15.2) }
43
44     {void Comm::Call_errhandler(int errorcode) const(binding deprecated, see
45         Section 15.2) }
46
47     {void File::Call_errhandler(int errorcode) const(binding deprecated, see
48         Section 15.2) }

```

```

{static Errhandler Comm::Create_errhandler(Comm::Errhandler_function*
    function) (binding deprecated, see Section 15.2) }
1
2
3
{static Errhandler File::Create_errhandler(File::Errhandler_function*
    function) (binding deprecated, see Section 15.2) }
4
5
6
{static Errhandler Win::Create_errhandler(Win::Errhandler_function*
    function) (binding deprecated, see Section 15.2) }
7
8
9
{void Finalize() (binding deprecated, see Section 15.2) }
10
11
12
{void Errhandler::Free() (binding deprecated, see Section 15.2) }
13
14
15
{void Free_mem(void *base) (binding deprecated, see Section 15.2) }
16
17
18
{Errhandler Comm::Get_errhandler() const (binding deprecated, see Section 15.2) }
19
20
21
{Errhandler File::Get_errhandler() const (binding deprecated, see Section 15.2) }
22
23
24
{Errhandler Win::Get_errhandler() const (binding deprecated, see Section 15.2) }
25
26
27
{int Get_error_class(int errorcode) (binding deprecated, see Section 15.2) }
28
29
30
{void Get_error_string(int errorcode, char* name, int& resultlen) (binding
    deprecated, see Section 15.2) }
31
32
33
{void Get_processor_name(char* name, int& resultlen) (binding deprecated, see
    Section 15.2) }
34
35
36
{void Get_version(int& version, int& subversion) (binding deprecated, see
    Section 15.2) }
37
38
39
{void Init() (binding deprecated, see Section 15.2) }
40
41
42
{void Init(int& argc, char**& argv) (binding deprecated, see Section 15.2) }
43
44
45
{bool Is_finalized() (binding deprecated, see Section 15.2) }
46
47
48
{bool Is_initialized() (binding deprecated, see Section 15.2) }
49
50
51
{void Comm::Set_errhandler(const Errhandler& errhandler) (binding deprecated,
    see Section 15.2) }
52
53
54
{void File::Set_errhandler(const Errhandler& errhandler) (binding deprecated,
    see Section 15.2) }
55
56
57
{void Win::Set_errhandler(const Errhandler& errhandler) (binding deprecated,
    see Section 15.2) }
58
59
60
{double Wtick() (binding deprecated, see Section 15.2) }
61
62
63
{double Wtime() (binding deprecated, see Section 15.2) }
64
65
};
66
67
A.4.7 The Info Object C++ Bindings
68
namespace MPI {
69

```

```

1  {static Info Info::Create() (binding deprecated, see Section 15.2) }
2
3  {void Info::Delete(const char* key) (binding deprecated, see Section 15.2) }
4
5  {Info Info::Dup() const (binding deprecated, see Section 15.2) }
6
7  {void Info::Free() (binding deprecated, see Section 15.2) }
8
9  {bool Info::Get(const char* key, int valuelen, char* value) const (binding
10     deprecated, see Section 15.2) }
11
12 {int Info::Get_nkeys() const (binding deprecated, see Section 15.2) }
13
14 {void Info::Get_nthkey(int n, char* key) const (binding deprecated, see
15     Section 15.2) }
16
17 {bool Info::Get_valuelen(const char* key, int& valuelen) const (binding
18     deprecated, see Section 15.2) }
19
20 {void Info::Set(const char* key, const char* value) (binding deprecated, see
21     Section 15.2) }
22
23 };

```

#### A.4.8 Process Creation and Management C++ Bindings

```

23 namespace MPI {
24
25     {Intercomm Intracomm::Accept(const char* port_name, const Info& info,
26         int root) const (binding deprecated, see Section 15.2) }
27
28     {void Close_port(const char* port_name) (binding deprecated, see Section 15.2) }
29
30     {Intercomm Intracomm::Connect(const char* port_name, const Info& info,
31         int root) const (binding deprecated, see Section 15.2) }
32
33     {void Comm::Disconnect() (binding deprecated, see Section 15.2) }
34
35     {static Intercomm Comm::Get_parent() (binding deprecated, see Section 15.2) }
36
37     {static Intercomm Comm::Join(const int fd) (binding deprecated, see Section 15.2)
38         }
39
40     {void Lookup_name(const char* service_name, const Info& info,
41         char* port_name) (binding deprecated, see Section 15.2) }
42
43     {void Open_port(const Info& info, char* port_name) (binding deprecated, see
44         Section 15.2) }
45
46     {void Publish_name(const char* service_name, const Info& info,
47         const char* port_name) (binding deprecated, see Section 15.2) }
48
49     {Intercomm Intracomm::Spawn(const char* command, const char* argv[],
50         int maxprocs, const Info& info, int root) const (binding
51         deprecated, see Section 15.2) }

```

```

{Intercomm Intracomm::Spawn(const char* command, const char* argv[],
    int maxprocs, const Info& info, int root,
    int array_of_errcodes[]) const(binding deprecated, see Section 15.2)
    }
}

{Intercomm Intracomm::Spawn_multiple(int count,
    const char* array_of_commands[], const char** array_of_argv[],
    const int array_of_maxprocs[], const Info array_of_info[],
    int root) (binding deprecated, see Section 15.2) }

{Intercomm Intracomm::Spawn_multiple(int count,
    const char* array_of_commands[], const char** array_of_argv[],
    const int array_of_maxprocs[], const Info array_of_info[],
    int root, int array_of_errcodes[]) (binding deprecated, see
    Section 15.2) }

{void Unpublish_name(const char* service_name, const Info& info,
    const char* port_name) (binding deprecated, see Section 15.2) }

};

```

#### A.4.9 One-Sided Communications C++ Bindings

```

namespace MPI {

{void Win::Accumulate(const void* origin_addr, int origin_count, const
    Datatype& origin_datatype, int target_rank, Aint target_disp,
    int target_count, const Datatype& target_datatype, const Op&
    op) const(binding deprecated, see Section 15.2) }

{void Win::Complete() const(binding deprecated, see Section 15.2) }

{static Win Win::Create(const void* base, Aint size, int disp_unit, const
    Info& info, const Intracomm& comm) (binding deprecated, see
    Section 15.2) }

{void Win::Fence(int assert) const(binding deprecated, see Section 15.2) }

{void Win::Free() (binding deprecated, see Section 15.2) }

{void Win::Get(void *origin_addr, int origin_count, const Datatype&
    origin_datatype, int target_rank, Aint target_disp, int
    target_count, const Datatype& target_datatype) const(binding
    deprecated, see Section 15.2) }

{Group Win::Get_group() const(binding deprecated, see Section 15.2) }

{void Win::Lock(int lock_type, int rank, int assert) const(binding
    deprecated, see Section 15.2) }

{void Win::Post(const Group& group, int assert) const(binding deprecated, see
    Section 15.2) }
}

```

```

1   {void Win::Put(const void* origin_addr, int origin_count, const Datatype&
2       origin_datatype, int target_rank, Aint target_disp, int
3       target_count, const Datatype& target_datatype) const(binding
4       deprecated, see Section 15.2) }
5
6   {void Win::Start(const Group& group, int assert) const(binding deprecated,
7       see Section 15.2) }
8
9   {bool Win::Test() const(binding deprecated, see Section 15.2) }
10
11  {void Win::Unlock(int rank) const(binding deprecated, see Section 15.2) }
12
13  {void Win::Wait() const(binding deprecated, see Section 15.2) }
14 };

```

#### A.4.10 External Interfaces C++ Bindings

```

15 namespace MPI {
16
17     {void Grequest::Complete() (binding deprecated, see Section 15.2) }
18
19     {int Init_thread(int required) (binding deprecated, see Section 15.2) }
20
21     {int Init_thread(int& argc, char**& argv, int required) (binding deprecated,
22         see Section 15.2) }
23
24     {bool Is_thread_main() (binding deprecated, see Section 15.2) }
25
26     {int Query_thread() (binding deprecated, see Section 15.2) }
27
28     {void Status::Set_cancelled(bool flag) (binding deprecated, see Section 15.2) }
29
30     {void Status::Set_elements(const Datatype& datatype, int count) (binding
31         deprecated, see Section 15.2) }
32
33     {static Grequest Grequest::Start(const Grequest::Query_function*
34         query_fn, const Grequest::Free_function* free_fn,
35         const Grequest::Cancel_function* cancel_fn,
36         void *extra_state) (binding deprecated, see Section 15.2) }
37 };

```

#### A.4.11 I/O C++ Bindings

```

38 namespace MPI {
39
40     {void File::Close() (binding deprecated, see Section 15.2) }
41
42     {static void File::Delete(const char* filename, const Info& info) (binding
43         deprecated, see Section 15.2) }
44
45     {int File::Get_amode() const(binding deprecated, see Section 15.2) }
46
47     {bool File::Get_atomicity() const(binding deprecated, see Section 15.2) }
48

```

```

{Offset File::Get_byte_offset(const Offset disp) const(binding deprecated, 1
see Section 15.2) } 2
{Group File::Get_group() const(binding deprecated, see Section 15.2) } 3
{Info File::Get_info() const(binding deprecated, see Section 15.2) } 4
{Offset File::Get_position() const(binding deprecated, see Section 15.2) } 5
{Offset File::Get_position_shared() const(binding deprecated, see Section 15.2) } 6
{Offset File::Get_size() const(binding deprecated, see Section 15.2) } 7
{Aint File::Get_type_extent(const Datatype& datatype) const(binding 8
deprecated, see Section 15.2) } 9
{void File::Get_view(Offset& disp, Datatype& etype, Datatype& filetype, 10
char* datarep) const(binding deprecated, see Section 15.2) } 11
{Request File::Iread(void* buf, int count, 12
const Datatype& datatype)(binding deprecated, see Section 15.2) } 13
{Request File::Iread_at(Offset offset, void* buf, int count, 14
const Datatype& datatype)(binding deprecated, see Section 15.2) } 15
{Request File::Iread_shared(void* buf, int count, 16
const Datatype& datatype)(binding deprecated, see Section 15.2) } 17
{Request File::Iwrite(const void* buf, int count, 18
const Datatype& datatype)(binding deprecated, see Section 15.2) } 19
{Request File::Iwrite_at(Offset offset, const void* buf, int count, 20
const Datatype& datatype)(binding deprecated, see Section 15.2) } 21
{Request File::Iwrite_shared(const void* buf, int count, 22
const Datatype& datatype)(binding deprecated, see Section 15.2) } 23
{static File File::Open(const Intracomm& comm, const char* filename, 24
int amode, const Info& info)(binding deprecated, see Section 15.2) } 25
{void File::Preallocate(Offset size)(binding deprecated, see Section 15.2) } 26
{void File::Read(void* buf, int count, const Datatype& datatype)(binding 27
deprecated, see Section 15.2) } 28
{void File::Read(void* buf, int count, const Datatype& datatype, Status& 29
status)(binding deprecated, see Section 15.2) } 30
{void File::Read_all(void* buf, int count, 31
const Datatype& datatype)(binding deprecated, see Section 15.2) } 32
{void File::Read_all(void* buf, int count, const Datatype& datatype, 33
Status& status)(binding deprecated, see Section 15.2) } 34
{void File::Read_all_begin(void* buf, int count, 35
const Datatype& datatype)(binding deprecated, see Section 15.2) } 36

```

```

1  {void File::Read_all_end(void* buf) (binding deprecated, see Section 15.2) }
2
3  {void File::Read_all_end(void* buf, Status& status) (binding deprecated, see
4     Section 15.2) }
5
6  {void File::Read_at(Offset offset, void* buf, int count,
7     const Datatype& datatype) (binding deprecated, see Section 15.2) }
8
9  {void File::Read_at(Offset offset, void* buf, int count,
10     const Datatype& datatype, Status& status) (binding deprecated, see
11     Section 15.2) }
12
13 {void File::Read_at_all(Offset offset, void* buf, int count,
14     const Datatype& datatype) (binding deprecated, see Section 15.2) }
15
16 {void File::Read_at_all(Offset offset, void* buf, int count,
17     const Datatype& datatype, Status& status) (binding deprecated, see
18     Section 15.2) }
19
20 {void File::Read_at_all_begin(Offset offset, void* buf, int count,
21     const Datatype& datatype) (binding deprecated, see Section 15.2) }
22
23 {void File::Read_at_all_end(void* buf) (binding deprecated, see Section 15.2) }
24
25 {void File::Read_at_all_end(void* buf, Status& status) (binding deprecated,
26     see Section 15.2) }
27
28 {void File::Read_ordered(void* buf, int count,
29     const Datatype& datatype) (binding deprecated, see Section 15.2) }
30
31 {void File::Read_ordered(void* buf, int count, const Datatype& datatype,
32     Status& status) (binding deprecated, see Section 15.2) }
33
34 {void File::Read_ordered_begin(void* buf, int count,
35     const Datatype& datatype) (binding deprecated, see Section 15.2) }
36
37 {void File::Read_ordered_end(void* buf) (binding deprecated, see Section 15.2) }
38
39 {void File::Read_ordered_end(void* buf, Status& status) (binding deprecated,
40     see Section 15.2) }
41
42 {void File::Read_shared(void* buf, int count,
43     const Datatype& datatype) (binding deprecated, see Section 15.2) }
44
45 {void File::Read_shared(void* buf, int count, const Datatype& datatype,
46     Status& status) (binding deprecated, see Section 15.2) }
47
48 {void Register_datarep(const char* datarep,
49     Datarep_conversion_function* read_conversion_fn,
50     Datarep_conversion_function* write_conversion_fn,
51     Datarep_extent_function* dtype_file_extent_fn,
52     void* extra_state) (binding deprecated, see Section 15.2) }
53
54 {void File::Seek(Offset offset, int whence) (binding deprecated, see
55     Section 15.2) }

```



```

{void File::Seek_shared(Offset offset, int whence) (binding deprecated, see 1
    Section 15.2) } 2
3
{void File::Set_atomicity(bool flag) (binding deprecated, see Section 15.2) } 4
5
{void File::Set_info(const Info& info) (binding deprecated, see Section 15.2) } 6
7
{void File::Set_size(Offset size) (binding deprecated, see Section 15.2) } 8
9
{void File::Set_view(Offset disp, const Datatype& etype,
    const Datatype& filetype, const char* datarep,
    const Info& info) (binding deprecated, see Section 15.2) } 10
11
{void File::Sync() (binding deprecated, see Section 15.2) } 12
13
{void File::Write(const void* buf, int count,
    const Datatype& datatype) (binding deprecated, see Section 15.2) } 14
15
{void File::Write(const void* buf, int count, const Datatype& datatype,
    Status& status) (binding deprecated, see Section 15.2) } 16
17
{void File::Write_all(const void* buf, int count,
    const Datatype& datatype) (binding deprecated, see Section 15.2) } 18
19
{void File::Write_all(const void* buf, int count,
    const Datatype& datatype, Status& status) (binding deprecated, see 20
    Section 15.2) } 21
22
{void File::Write_all_begin(const void* buf, int count,
    const Datatype& datatype) (binding deprecated, see Section 15.2) } 23
24
{void File::Write_all_end(const void* buf) (binding deprecated, see Section 15.2) } 25
26
} 27
28
{void File::Write_all_end(const void* buf, Status& status) (binding 29
    deprecated, see Section 15.2) } 30
31
{void File::Write_at(Offset offset, const void* buf, int count,
    const Datatype& datatype) (binding deprecated, see Section 15.2) } 32
33
{void File::Write_at(Offset offset, const void* buf, int count,
    const Datatype& datatype, Status& status) (binding deprecated, see 34
    Section 15.2) } 35
36
{void File::Write_at_all(Offset offset, const void* buf, int count,
    const Datatype& datatype) (binding deprecated, see Section 15.2) } 37
38
{void File::Write_at_all(Offset offset, const void* buf, int count,
    const Datatype& datatype, Status& status) (binding deprecated, see 39
    Section 15.2) } 40
41
{void File::Write_at_all_begin(Offset offset, const void* buf, int count,
    const Datatype& datatype) (binding deprecated, see Section 15.2) } 42
43
{void File::Write_at_all_end(const void* buf) (binding deprecated, see 44
    Section 15.2) } 45
46
} 47
48

```

```

1  {void File::Write_at_all_end(const void* buf, Status& status) (binding
2      deprecated, see Section 15.2) }
3
4  {void File::Write_ordered(const void* buf, int count,
5      const Datatype& datatype) (binding deprecated, see Section 15.2) }
6
7  {void File::Write_ordered(const void* buf, int count,
8      const Datatype& datatype, Status& status) (binding deprecated, see
9      Section 15.2) }
10
11 {void File::Write_ordered_begin(const void* buf, int count,
12     const Datatype& datatype) (binding deprecated, see Section 15.2) }
13
14 {void File::Write_ordered_end(const void* buf) (binding deprecated, see
15     Section 15.2) }
16
17 {void File::Write_ordered_end(const void* buf, Status& status) (binding
18     deprecated, see Section 15.2) }
19
20 {void File::Write_shared(const void* buf, int count,
21     const Datatype& datatype) (binding deprecated, see Section 15.2) }
22
23 {void File::Write_shared(const void* buf, int count,
24     const Datatype& datatype, Status& status) (binding deprecated, see
25     Section 15.2) }
26
27 };

```

#### A.4.12 Language Bindings C++ Bindings

```

28 namespace MPI {
29
30     {static Datatype Datatype::Create_f90_complex(int p, int r) (binding
31         deprecated, see Section 15.2) }
32
33     {static Datatype Datatype::Create_f90_integer(int r) (binding deprecated, see
34         Section 15.2) }
35
36     {static Datatype Datatype::Create_f90_real(int p, int r) (binding deprecated,
37         see Section 15.2) }
38
39     Exception::Exception(int error_code)
40
41     {int Exception::Get_error_class() const (binding deprecated, see Section 15.2) }
42
43     {int Exception::Get_error_code() const (binding deprecated, see Section 15.2) }
44
45     {const char* Exception::Get_error_string() const (binding deprecated, see
46         Section 15.2) }
47
48     {static Datatype Datatype::Match_size(int typeclass, int size) (binding
49         deprecated, see Section 15.2) }
50
51 };

```

## A.4.13 Profiling Interface C++ Bindings

```

namespace MPI {
    {void Pcontrol(const int level, ...) (binding deprecated, see Section 15.2) }
};

```

[C++ Deprecated Functions section]

## A.4.14 C++ Bindings on all MPI Classes

The C++ language requires all classes to have four special functions: a default constructor, a copy constructor, a destructor, and an assignment operator. The bindings for these functions are listed below; their semantics are discussed in Section 16.1.5. The two constructors are *not virtual*. The bindings prototype functions are using the type `<CLASS>` rather than listing each function for every MPI class. The token `<CLASS>` can be replaced with valid MPI-2 class names, such as `Group`, `Datatype`, etc., except when noted. In addition, bindings are provided for comparison and inter-language operability from Sections 16.1.5 and 16.1.9.

## A.4.15 Construction / Destruction

```

namespace MPI {
    <CLASS>::<CLASS>()
    <CLASS>::~~<CLASS>()
};

```

## A.4.16 Copy / Assignment

```

namespace MPI {
    <CLASS>::<CLASS>(const <CLASS>& data)
    <CLASS>& <CLASS>::operator=(const <CLASS>& data)
};

```

## A.4.17 Comparison

Since `Status` instances are not handles to underlying MPI objects, the `operator==( )` and `operator!=( )` functions are not defined on the `Status` class.

```

namespace MPI {
    bool <CLASS>::operator==(const <CLASS>& data) const
    bool <CLASS>::operator!=(const <CLASS>& data) const
};

```

## A.4.18 Inter-language Operability

Since there are no C++ `MPI::STATUS_IGNORE` and `MPI::STATUSES_IGNORE` objects, the result of promoting the C or Fortran handles (`MPI_STATUS_IGNORE` and `MPI_STATUSES_IGNORE`) to C++ is undefined.

```
namespace MPI {  
    <CLASS>& <CLASS>::operator=(const MPI_<CLASS>& data)  
    <CLASS>::<CLASS>(const MPI_<CLASS>& data)  
    <CLASS>::operator MPI_<CLASS>() const  
};
```

1  
2  
3  
4  
5  
6  
7  
8  
9  
10  
11  
12  
13  
14  
15  
16  
17  
18  
19  
20  
21  
22  
23  
24  
25  
26  
27  
28  
29  
30  
31  
32  
33  
34  
35  
36  
37  
38  
39  
40  
41  
42  
43  
44  
45  
46  
47  
48

# Annex B

## Change-Log

This annex summarizes changes from the previous version of the MPI standard to the version presented by this document. Only significant changes (i.e., clarifications and new features) that might either require implementation effort in the MPI libraries or change the understanding of MPI from a user’s perspective are presented. Editorial modifications, formatting, typo corrections and minor clarifications are not shown.

### B.1 Changes from Version 2.2 to Version 3.0

1. [Chapter 5 on page 133](#) and [Section 5.12 on page 185](#).  
Added nonblocking interfaces to all collective operations.

ticket109.

### B.2 Changes from Version 2.1 to Version 2.2

1. Section [2.5.4 on page 14](#).  
It is now guaranteed that predefined named constant handles (as other constants) can be used in initialization expressions or assignments, i.e., also before the call to `MPI_INIT`.
2. Section [2.6 on page 16](#), Section [2.6.4 on page 18](#), and Section [16.1 on page 495](#).  
The C++ language bindings have been deprecated and may be removed in a future version of the MPI specification.
3. Section [3.2.2 on page 29](#).  
`MPI_CHAR` for printable characters is now defined for C type char (instead of signed char). This change should not have any impact on applications nor on MPI libraries (except some comment lines), because printable characters could and can be stored in any of the C types char, signed char, and unsigned char, and `MPI_CHAR` is not allowed for predefined reduction operations.
4. Section [3.2.2 on page 29](#).  
`MPI_(U)INT{8,16,32,64}_T`, `MPI_AINT`, `MPI_OFFSET`, `MPI_C_BOOL`, `MPI_C_COMPLEX`, `MPI_C_FLOAT_COMPLEX`, `MPI_C_DOUBLE_COMPLEX`, and `MPI_C_LONG_DOUBLE_COMPLEX` are now valid predefined MPI datatypes.
5. Section [3.4 on page 40](#), Section [3.7.2 on page 52](#), Section [3.9 on page 71](#), and Section [5.1 on page 133](#).

1 The read access restriction on the send buffer for blocking, non blocking and collective  
2 API has been lifted. It is permitted to access for read the send buffer while the  
3 operation is in progress.

4  
5 6. Section 3.7 on page 50.

6 The Advice to users for IBSEND and IRSEND was slightly changed.

7  
8 7. Section 3.7.3 on page 55.

9 The advice to free an active request was removed in the Advice to users for  
10 MPI\_REQUEST\_FREE.

11 8. Section 3.7.6 on page 66.

12 MPI\_REQUEST\_GET\_STATUS changed to permit inactive or null requests as input.

13  
14 9. Section 5.8 on page 160.

15 “In place” option is added to MPI\_ALLTOALL, MPI\_ALLTOALLV, and  
16 MPI\_ALLTOALLW for intracommunicators.

17 10. Section 5.9.2 on page 167.

18 Predefined parameterized datatypes (e.g., returned by  
19 MPI\_TYPE\_CREATE\_F90\_REAL) and optional named predefined datatypes (e.g.  
20 MPI\_REAL8) have been added to the list of valid datatypes in reduction operations.

21  
22 11. Section 5.9.2 on page 167.

23 MPI\_(U)INT{8,16,32,64}\_T are all considered C integer types for the purposes of the  
24 predefined reduction operators. MPI\_AINT and MPI\_OFFSET are considered Fortran  
25 integer types. MPI\_C\_BOOL is considered a Logical type.  
26 MPI\_C\_COMPLEX, MPI\_C\_FLOAT\_COMPLEX, MPI\_C\_DOUBLE\_COMPLEX, and  
27 MPI\_C\_LONG\_DOUBLE\_COMPLEX are considered Complex types.

28  
29 12. Section 5.9.7 on page 178.

30 The local routines MPI\_REDUCE\_LOCAL and MPI\_OP\_COMMUTATIVE have been  
31 added.

32 13. Section 5.10.1 on page 180.

33 The collective function MPI\_REDUCE\_SCATTER\_BLOCK is added to the MPI stan-  
34 dard.

35  
36 14. Section 5.11.2 on page 183.

37 Added in place argument to MPI\_EXSCAN.

38  
39 15. Section 6.4.2 on page 224, and Section 6.6 on page 241.

40 Implementations that did not implement MPI\_COMM\_CREATE on intercommuni-  
41 cators will need to add that functionality. As the standard described the behav-  
42 ior of this operation on intercommunicators, it is believed that most implementa-  
43 tions already provide this functionality. Note also that the C++ binding for both  
44 MPI\_COMM\_CREATE and MPI\_COMM\_SPLIT explicitly allow Intercomms.

45 16. Section 6.4.2 on page 224.

46 MPI\_COMM\_CREATE is extended to allow several disjoint subgroups as input if comm  
47 is an intracommunicator. If comm is an intercommunicator it was clarified that all  
48 processes in the same local group of comm must specify the same value for group.

17. Section [7.5.4](#) on page [278](#).  
 New functions for a scalable distributed graph topology interface has been added. In this section, the functions `MPI_DIST_GRAPH_CREATE_ADJACENT` and `MPI_DIST_GRAPH_CREATE`, the constants `MPI_UNWEIGHTED`, and the derived C++ class `Distgraphcomm` were added.
18. Section [7.5.5](#) on page [284](#).  
 For the scalable distributed graph topology interface, the functions `MPI_DIST_NEIGHBORS_COUNT` and `MPI_DIST_NEIGHBORS` and the constant `MPI_DIST_GRAPH` were added.
19. Section [7.5.5](#) on page [284](#).  
 Remove ambiguity regarding duplicated neighbors with `MPI_GRAPH_NEIGHBORS` and `MPI_GRAPH_NEIGHBORS_COUNT`.
20. Section [8.1.1](#) on page [297](#).  
 The subversion number changed from 1 to 2.
21. Section [8.3](#) on page [302](#), Section [15.2](#) on page [493](#), and Annex [A.1.3](#) on page [553](#).  
 Changed function pointer typedef names `MPI_{Comm,File,Win}_errhandler_fn` to `MPI_{Comm,File,Win}_errhandler_function`. Deprecated old “\_fn” names.
22. Section [8.7.1](#) on page [321](#).  
 Attribute deletion callbacks on `MPI_COMM_SELF` are now called in LIFO order. Implementors must now also register all implementation-internal attribute deletion callbacks on `MPI_COMM_SELF` before returning from `MPI_INIT/MPI_INIT_THREAD`.
23. Section [11.3.4](#) on page [373](#).  
 The restriction added in MPI 2.1 that the operation `MPI_REPLACE` in `MPI_ACCUMULATE` can be used only with predefined datatypes has been removed. `MPI_REPLACE` can now be used even with derived datatypes, as it was in MPI 2.0. Also, a clarification has been made that `MPI_REPLACE` can be used only in `MPI_ACCUMULATE`, not in collective operations that do reductions, such as `MPI_REDUCE` and others.
24. Section [12.2](#) on page [401](#).  
 Add “\*” to the `query_fn`, `free_fn`, and `cancel_fn` arguments to the C++ binding for `MPI::Grequest::Start()` for consistency with the rest of MPI functions that take function pointer arguments.
25. Section [13.5.2](#) on page [459](#), and Table [13.2](#) on page [461](#).  
`MPI_(U)INT{8,16,32,64}_T`, `MPI_AINT`, `MPI_OFFSET`, `MPI_C_COMPLEX`, `MPI_C_FLOAT_COMPLEX`, `MPI_C_DOUBLE_COMPLEX`, `MPI_C_LONG_DOUBLE_COMPLEX`, and `MPI_C_BOOL` are added as predefined datatypes in the external32 representation.
26. Section [16.3.7](#) on page [533](#).  
 The description was modified that it only describes how an MPI implementation behaves, but not how MPI stores attributes internally. The erroneous MPI-2.1 Example 16.17 was replaced with three new examples [16.17](#), [16.18](#), and [16.19](#) on pages [534-536](#) explicitly detailing cross-language attribute behavior. Implementations that matched the behavior of the old example will need to be updated.

- 1 27. Annex [A.1.1](#) on page [541](#).  
 2 Removed type MPI::Fint (compare MPI\_Fint in Section [A.1.2](#) on page [552](#)).  
 3  
 4 28. Annex [A.1.1](#) on page [541](#). Table *Named Predefined Datatypes*.  
 5 Added MPI\_(U)INT{8,16,32,64}\_T, MPI\_AINT, MPI\_OFFSET, MPI\_C\_BOOL,  
 6 MPI\_C\_FLOAT\_COMPLEX, MPI\_C\_COMPLEX, MPI\_C\_DOUBLE\_COMPLEX, and  
 7 MPI\_C\_LONG\_DOUBLE\_COMPLEX are added as predefined datatypes.  
 8

### 9 B.3 Changes from Version 2.0 to Version 2.1

- 10  
 11 1. Section [3.2.2](#) on page [29](#), Section [16.1.6](#) on page [499](#), and Annex [A.1](#) on page [541](#).  
 12 In addition, the MPI\_LONG\_LONG should be added as an optional type; it is a syn-  
 13 onym for MPI\_LONG\_LONG\_INT.  
 14  
 15 2. Section [3.2.2](#) on page [29](#), Section [16.1.6](#) on page [499](#), and Annex [A.1](#) on page [541](#).  
 16 MPI\_LONG\_LONG\_INT, MPI\_LONG\_LONG (as synonym),  
 17 MPI\_UNSIGNED\_LONG\_LONG, MPI\_SIGNED\_CHAR, and MPI\_WCHAR are moved  
 18 from optional to official and they are therefore defined for all three language bindings.  
 19  
 20 3. Section [3.2.5](#) on page [33](#).  
 21 MPI\_GET\_COUNT with zero-length datatypes: The value returned as the  
 22 count argument of MPI\_GET\_COUNT for a datatype of length zero where zero bytes  
 23 have been transferred is zero. If the number of bytes transferred is greater than zero,  
 24 MPI\_UNDEFINED is returned.  
 25  
 26 4. Section [4.1](#) on page [79](#).  
 27 General rule about derived datatypes: Most datatype constructors have replication  
 28 count or block length arguments. Allowed values are non-negative integers. If the  
 29 value is zero, no elements are generated in the type map and there is no effect on  
 30 datatype bounds or extent.  
 31  
 32 5. Section [4.3](#) on page [129](#).  
 33 MPI\_BYTE should be used to send and receive data that is packed using  
 34 MPI\_PACK\_EXTERNAL.  
 35  
 36 6. Section [5.9.6](#) on page [177](#).  
 37 If comm is an intercommunicator in MPI\_ALLREDUCE, then both groups should pro-  
 38 vide count and datatype arguments that specify the same type signature (i.e., it is not  
 39 necessary that both groups provide the same count value).  
 40  
 41 7. Section [6.3.1](#) on page [216](#).  
 42 MPI\_GROUP\_TRANSLATE\_RANKS and MPI\_PROC\_NULL: MPI\_PROC\_NULL is a valid  
 43 rank for input to MPI\_GROUP\_TRANSLATE\_RANKS, which returns MPI\_PROC\_NULL  
 44 as the translated rank.  
 45  
 46 8. Section [6.7](#) on page [249](#).  
 47 About the attribute caching functions:  
 48 *Advice to implementors.* High-quality implementations should raise an er-  
 49 ror when a keyval that was created by a call to MPI\_XXX\_CREATE\_KEYVAL  
 50 is used with an object of the wrong type with a call to



MPI\_YYY\_GET\_ATTR, MPI\_YYY\_SET\_ATTR, MPI\_YYY\_DELETE\_ATTR, or MPI\_YYY\_FREE\_KEYVAL. To do so, it is necessary to maintain, with each keyval, information on the type of the associated user function. (*End of advice to implementors.*)

9. Section 6.8 on page 264.  
 In MPI\_COMM\_GET\_NAME: In C, a null character is additionally stored at name[resultlen]. resultlen cannot be larger than MPI\_MAX\_OBJECT\_NAME-1. In Fortran, name is padded on the right with blank characters. resultlen cannot be larger than MPI\_MAX\_OBJECT\_NAME.
10. Section 7.4 on page 272.  
 About MPI\_GRAPH\_CREATE and MPI\_CART\_CREATE: All input arguments must have identical values on all processes of the group of comm\_old.
11. Section 7.5.1 on page 274.  
 In MPI\_CART\_CREATE: If ndims is zero then a zero-dimensional Cartesian topology is created. The call is erroneous if it specifies a grid that is larger than the group size or if ndims is negative.
12. Section 7.5.3 on page 276.  
 In MPI\_GRAPH\_CREATE: If the graph is empty, i.e., nnodes == 0, then MPI\_COMM\_NULL is returned in all processes.
13. Section 7.5.3 on page 276.  
 In MPI\_GRAPH\_CREATE: A single process is allowed to be defined multiple times in the list of neighbors of a process (i.e., there may be multiple edges between two processes). A process is also allowed to be a neighbor to itself (i.e., a self loop in the graph). The adjacency matrix is allowed to be non-symmetric.  

*Advice to users.* Performance implications of using multiple edges or a non-symmetric adjacency matrix are not defined. The definition of a node-neighbor edge does not imply a direction of the communication. (*End of advice to users.*)
14. Section 7.5.5 on page 284.  
 In MPI\_CARTDIM\_GET and MPI\_CART\_GET: If comm is associated with a zero-dimensional Cartesian topology, MPI\_CARTDIM\_GET returns ndims=0 and MPI\_CART\_GET will keep all output arguments unchanged.
15. Section 7.5.5 on page 284.  
 In MPI\_CART\_RANK: If comm is associated with a zero-dimensional Cartesian topology, coord is not significant and 0 is returned in rank.
16. Section 7.5.5 on page 284.  
 In MPI\_CART\_COORDS: If comm is associated with a zero-dimensional Cartesian topology, coords will be unchanged.
17. Section 7.5.6 on page 291.  
 In MPI\_CART\_SHIFT: It is erroneous to call MPI\_CART\_SHIFT with a direction that is either negative or greater than or equal to the number of dimensions in the Cartesian communicator. This implies that it is erroneous to call MPI\_CART\_SHIFT with a comm that is associated with a zero-dimensional Cartesian topology.

- 1 18. Section 7.5.7 on page 293.  
 2 In MPI\_CART\_SUB: If all entries in remain\_dims are false or comm is already associ-  
 3 ated with a zero-dimensional Cartesian topology then newcomm is associated with a  
 4 zero-dimensional Cartesian topology.  
 5
- 6 18.1. Section 8.1.1 on page 297.  
 7 The subversion number changed from 0 to 1.  
 8
- 9 19. Section 8.1.2 on page 298.  
 10 In MPI\_GET\_PROCESSOR\_NAME: In C, a null character is additionally stored at  
 11 name[resultlen]. resultlen cannot be larger than MPI\_MAX\_PROCESSOR\_NAME-1. In  
 12 Fortran, name is padded on the right with blank characters. resultlen cannot be larger  
 13 than MPI\_MAX\_PROCESSOR\_NAME.  
 14
- 15 20. Section 8.3 on page 302.  
 16 MPI\_{COMM,WIN,FILE}\_GET\_ERRHANDLER behave as if a new error handler object  
 17 is created. That is, once the error handler is no longer needed,  
 18 MPI\_ERRHANDLER\_FREE should be called with the error handler returned from  
 19 MPI\_ERRHANDLER\_GET or MPI\_{COMM,WIN,FILE}\_GET\_ERRHANDLER to mark  
 20 the error handler for deallocation. This provides behavior similar to that of  
 21 MPI\_COMM\_GROUP and MPI\_GROUP\_FREE.  
 22
- 23 21. Section 8.7 on page 316, see explanations to MPI\_FINALIZE.  
 24 MPI\_FINALIZE is collective over all connected processes. If no processes were spawned,  
 25 accepted or connected then this means over MPI\_COMM\_WORLD; otherwise it is col-  
 26 lective over the union of all processes that have been and continue to be connected,  
 27 as explained in Section 10.5.4 on page 358.  
 28
- 29 22. Section 8.7 on page 316.  
 30 About MPI\_ABORT:  
 31  
 32 *Advice to users.* Whether the errorcode is returned from the executable or from  
 33 the MPI process startup mechanism (e.g., mpiexec), is an aspect of quality of the  
 34 MPI library but not mandatory. (*End of advice to users.*)  
 35  
 36 *Advice to implementors.* Where possible, a high-quality implementation will try  
 37 to return the errorcode from the MPI process startup mechanism (e.g. mpiexec  
 38 or singleton init). (*End of advice to implementors.*)  
 39
- 40 23. Section 9 on page 327.  
 41 An implementation must support info objects as caches for arbitrary (key, value)  
 42 pairs, regardless of whether it recognizes the key. Each function that takes hints in  
 43 the form of an MPI\_Info must be prepared to ignore any key it does not recognize. This  
 44 description of info objects does not attempt to define how a particular function should  
 45 react if it recognizes a key but not the associated value. MPI\_INFO\_GET\_NKEYS,  
 46 MPI\_INFO\_GET\_NTHKEY, MPI\_INFO\_GET\_VALUELEN, and MPI\_INFO\_GET must  
 47 retain all (key,value) pairs so that layered functionality can also use the Info object.  
 48
- 49 24. Section 11.3 on page 367.  
 50 MPI\_PROC\_NULL is a valid target rank in the MPI RMA calls MPI\_ACCUMULATE,

- MPI\_GET, and MPI\_PUT. The effect is the same as for MPI\_PROC\_NULL in MPI point-to-point communication. See also item 25 in this list.
25. Section 11.3 on page 367.  
After any RMA operation with rank MPI\_PROC\_NULL, it is still necessary to finish the RMA epoch with the synchronization method that started the epoch. See also item 24 in this list.
  26. Section 11.3.4 on page 373.  
MPI\_REPLACE in MPI\_ACCUMULATE, like the other predefined operations, is defined only for the predefined MPI datatypes.
  27. Section 13.2.8 on page 426.  
About MPI\_FILE\_SET\_VIEW and MPI\_FILE\_SET\_INFO: When an info object that specifies a subset of valid hints is passed to MPI\_FILE\_SET\_VIEW or MPI\_FILE\_SET\_INFO, there will be no effect on previously set or defaulted hints that the info does not specify.
  28. Section 13.2.8 on page 426.  
About MPI\_FILE\_GET\_INFO: If no hint exists for the file associated with fh, a handle to a newly created info object is returned that contains no key/value pair.
  29. Section 13.3 on page 429.  
If a file does not have the mode MPI\_MODE\_SEQUENTIAL, then MPI\_DISPLACEMENT\_CURRENT is invalid as disp in MPI\_FILE\_SET\_VIEW.
  30. Section 13.5.2 on page 459.  
The bias of 16 byte doubles was defined with 10383. The correct value is 16383.
  31. Section 16.1.4 on page 496.  
In the example in this section, the buffer should be declared as `const void* buf`.
  32. Section 16.2.5 on page 517.  
About MPI\_TYPE\_CREATE\_F90\_XXXX:  
  
*Advice to implementors.* An application may often repeat a call to MPI\_TYPE\_CREATE\_F90\_XXXX with the same combination of (XXXX,p,r). The application is not allowed to free the returned predefined, unnamed datatype handles. To prevent the creation of a potentially huge amount of handles, the MPI implementation should return the same datatype handle for the same (REAL/COMPLEX/INTEGER,p,r) combination. Checking for the combination (p,r) in the preceding call to MPI\_TYPE\_CREATE\_F90\_XXXX and using a hash-table to find formerly generated handles should limit the overhead of finding a previously generated datatype with same combination of (XXXX,p,r). (*End of advice to implementors.*)
  33. Section A.1.1 on page 541.  
MPI\_BOTTOM is defined as `void * const MPI::BOTTOM`.

- 1
- 2
- 3
- 4
- 5
- 6
- 7
- 8
- 9
- 10
- 11
- 12
- 13
- 14
- 15
- 16
- 17
- 18
- 19
- 20
- 21
- 22
- 23
- 24
- 25
- 26
- 27
- 28
- 29
- 30
- 31
- 32
- 33
- 34
- 35
- 36
- 37
- 38
- 39
- 40
- 41
- 42
- 43
- 44
- 45
- 46
- 47
- 48

1  
2  
3  
4  
5  
6  
7  
8  
9  
10  
11  
12  
13  
14  
15  
16  
17  
18  
19  
20  
21  
22  
23  
24  
25  
26  
27  
28  
29  
30  
31  
32  
33  
34  
35  
36  
37  
38  
39  
40  
41  
42  
43  
44  
45  
46  
47  
48

# Bibliography

- [1] V. Bala and S. Kipnis. Process groups: a mechanism for the coordination of and communication among processes in the Venus collective communication library. Technical report, IBM T. J. Watson Research Center, October 1992. Preprint. [1.2](#)
- [2] V. Bala, S. Kipnis, L. Rudolph, and Marc Snir. Designing efficient, scalable, and portable collective communication libraries. Technical report, IBM T. J. Watson Research Center, October 1992. Preprint. [1.2](#)
- [3] Purushotham V. Bangalore, Nathan E. Doss, and Anthony Skjellum. MPI++: Issues and Features. In *OON-SKI '94*, page in press, 1994. [6.1](#)
- [4] A. Beguelin, J. Dongarra, A. Geist, R. Manchek, and V. Sunderam. Visualization and debugging in a heterogeneous environment. *IEEE Computer*, 26(6):88–95, June 1993. [1.2](#)
- [5] Luc Bomans and Rolf Hempel. The Argonne/GMD macros in FORTRAN for portable parallel programming and their implementation on the Intel iPSC/2. *Parallel Computing*, 15:119–132, 1990. [1.2](#)
- [6] Rajesh Bordawekar, Juan Miguel del Rosario, and Alok Choudhary. Design and evaluation of primitives for parallel I/O. In *Proceedings of Supercomputing '93*, pages 452–461, 1993. [13.1](#)
- [7] R. Butler and E. Lusk. User’s guide to the p4 programming system. Technical Report TM-ANL-92/17, Argonne National Laboratory, 1992. [1.2](#)
- [8] Ralph Butler and Ewing Lusk. Monitors, messages, and clusters: The p4 parallel programming system. *Parallel Computing*, 20(4):547–564, April 1994. Also Argonne National Laboratory Mathematics and Computer Science Division preprint P362-0493. [1.2](#)
- [9] Robin Calkin, Rolf Hempel, Hans-Christian Hoppe, and Peter Wypior. Portable programming with the PARMACS message-passing library. *Parallel Computing*, 20(4):615–632, April 1994. [1.2](#)
- [10] S. Chittor and R. J. Enbody. Performance evaluation of mesh-connected wormhole-routed networks for interprocessor communication in multicomputers. In *Proceedings of the 1990 Supercomputing Conference*, pages 647–656, 1990. [7.1](#)
- [11] S. Chittor and R. J. Enbody. Predicting the effect of mapping on the communication performance of large multicomputers. In *Proceedings of the 1991 International Conference on Parallel Processing, vol. II (Software)*, pages II-1 – II-4, 1991. [7.1](#)

- 1 [12] Parasoftware Corporation. Express version 1.0: A communication environment for parallel  
2 computers, 1988. [1.2](#), [7.4](#)
- 3
- 4 [13] Juan Miguel del Rosario, Rajesh Bordawekar, and Alok Choudhary. Improved parallel  
5 I/O via a two-phase run-time access strategy. In *IPPS '93 Workshop on Input/Output*  
6 *in Parallel Computer Systems*, pages 56–70, 1993. Also published in *Computer Archi-*  
7 *itecture News* 21(5), December 1993, pages 31–38. [13.1](#)
- 8
- 9 [14] J. Dongarra, A. Geist, R. Manchek, and V. Sunderam. Integrated PVM framework  
10 supports heterogeneous network computing. *Computers in Physics*, 7(2):166–75, April  
11 1993. [1.2](#)
- 12 [15] J. J. Dongarra, R. Hempel, A. J. G. Hey, and D. W. Walker. A proposal for a user-  
13 level, message passing interface in a distributed memory environment. Technical Report  
14 TM-12231, Oak Ridge National Laboratory, February 1993. [1.2](#)
- 15
- 16 [16] Edinburgh Parallel Computing Centre, University of Edinburgh. *CHIMP Concepts*,  
17 June 1991. [1.2](#)
- 18
- 19 [17] Edinburgh Parallel Computing Centre, University of Edinburgh. *CHIMP Version 1.0*  
20 *Interface*, May 1992. [1.2](#)
- 21 [18] Margaret A. Ellis and Bjarne Stroustrup. *The Annotated C++ Reference Manual*.  
22 Addison Wesley, 1990.
- 23
- 24 [19] D. Feitelson. Communicators: Object-based multiparty interactions for parallel pro-  
25 gramming. Technical Report 91-12, Dept. Computer Science, The Hebrew University  
26 of Jerusalem, November 1991. [6.1.2](#)
- 27
- 28 [20] C++ Forum. Working paper for draft proposed international standard for informa-  
29 tion systems — programming language C++. Technical report, American National  
30 Standards Institute, 1995.
- 31 [21] Message Passing Interface Forum. MPI: A Message-Passing Interface standard. *The In-*  
32 *ternational Journal of Supercomputer Applications and High Performance Computing*,  
33 8, 1994. [1.3](#)
- 34
- 35 [22] Message Passing Interface Forum. MPI: A Message-Passing Interface standard (version  
36 1.1). Technical report, 1995. <http://www.mpi-forum.org>. [1.3](#)
- 37
- 38 [23] Al Geist, Adam Beguelin, Jack Dongarra, Weicheng Jiang, Bob Manchek, and Vaidy  
39 Sunderam. *PVM: Parallel Virtual Machine—A User's Guide and Tutorial for Network*  
40 *Parallel Computing*. MIT Press, 1994. [10.1](#)
- 41 [24] G. A. Geist, M. T. Heath, B. W. Peyton, and P. H. Worley. PICL: A portable in-  
42 strumented communications library, C reference manual. Technical Report TM-11130,  
43 Oak Ridge National Laboratory, Oak Ridge, TN, July 1990. [1.2](#)
- 44
- 45 [25] William D. Gropp and Barry Smith. Chameleon parallel programming tools users  
46 manual. Technical Report ANL-93/23, Argonne National Laboratory, March 1993. [1.2](#)
- 47
- 48

- [26] Michael Hennecke. A Fortran 90 interface to MPI version 1.1. Technical Report Internal Report 63/96, Rechenzentrum, Universität Karlsruhe, D-76128 Karlsruhe, Germany, June 1996. Available via world wide web from [http://www.uni-karlsruhe.de/~Michael.Hennecke/Publications/#MPI\\_F90](http://www.uni-karlsruhe.de/~Michael.Hennecke/Publications/#MPI_F90). 16.2.4
- [27] T. Hoefler, P. Gottschling, A. Lumsdaine, and W. Rehm. Optimizing a Conjugate Gradient Solver with Non-Blocking Collective Operations. *Elsevier Journal of Parallel Computing (PARCO)*, 33(9):624–633, Sep. 2007. 5.12
- [28] T. Hoefler and A. Lumsdaine. Message Progression in Parallel Computing - To Thread or not to Thread? In *Proceedings of the 2008 IEEE International Conference on Cluster Computing*. IEEE Computer Society, Oct. 2008. 5.12
- [29] T. Hoefler, A. Lumsdaine, and W. Rehm. Implementation and Performance Analysis of Non-Blocking Collective Operations for MPI. In *Proceedings of the 2007 International Conference on High Performance Computing, Networking, Storage and Analysis, SC07*. IEEE Computer Society/ACM, Nov. 2007. 5.12
- [30] T. Hoefler, M. Schellmann, S. Gortlatch, and A. Lumsdaine. Communication Optimization for Medical Image Reconstruction Algorithms. In *Recent Advances in Parallel Virtual Machine and Message Passing Interface, 15th European PVM/MPI Users' Group Meeting*, volume LNCS 5205, pages 75–83. Springer, Sep. 2008. 5.12
- [31] Institute of Electrical and Electronics Engineers, New York. *IEEE Standard for Binary Floating-Point Arithmetic, ANSI/IEEE Standard 754-1985*, 1985. 13.5.2
- [32] International Organization for Standardization, Geneva. *Information processing — 8-bit single-byte coded graphic character sets — Part 1: Latin alphabet No. 1*, 1987. 13.5.2
- [33] International Organization for Standardization, Geneva. *Information technology — Portable Operating System Interface (POSIX) — Part 1: System Application Program Interface (API) [C Language]*, December 1996. 12.4, 13.2.1
- [34] Charles H. Koelbel, David B. Loveman, Robert S. Schreiber, Guy L. Steele Jr., and Mary E. Zosel. *The High Performance Fortran Handbook*. MIT Press, 1993. 4.1.4
- [35] David Kotz. Disk-directed I/O for MIMD multiprocessors. In *Proceedings of the 1994 Symposium on Operating Systems Design and Implementation*, pages 61–74, November 1994. Updated as Dartmouth TR PCS-TR94-226 on November 8, 1994. 13.1
- [36] O. Krämer and H. Mühlenbein. Mapping strategies in message-based multiprocessor systems. *Parallel Computing*, 9:213–225, 1989. 7.1
- [37] S. J. Lefflet, R. S. Fabry, W. N. Joy, P. Lapsley, S. Miller, and C. Torek. An advanced 4.4BSD interprocess communication tutorial, Unix programmer's supplementary documents (PSD) 21. Technical report, Computer Systems Research Group, Department of Electrical Engineering and Computer Science, University of California, Berkeley, 1993. Also available at <http://www.netbsd.org/Documentation/lite2/psd/>. 10.5.5
- [38] nCUBE Corporation. *nCUBE 2 Programmers Guide, r2.0*, December 1990. 1.2

- [39] Bill Nitzberg. Performance of the iPSC/860 Concurrent File System. Technical Report RND-92-020, NAS Systems Division, NASA Ames, December 1992. [13.1](#)
- [40] William J. Nitzberg. *Collective Parallel I/O*. PhD thesis, Department of Computer and Information Science, University of Oregon, December 1995. [13.1](#)
- [41] *4.4BSD Programmer's Supplementary Documents (PSD)*. O'Reilly and Associates, 1994. [10.5.5](#)
- [42] Paul Pierce. The NX/2 operating system. In *Proceedings of the Third Conference on Hypercube Concurrent Computers and Applications*, pages 384–390. ACM Press, 1988. [1.2](#)
- [43] Martin Schulz and Bronis R. de Supinski. P<sup>N</sup>MPI Tools: A Whole Lot Greater Than the Sum of Their Parts. In *ACM/IEEE Supercomputing Conference (SC)*, pages 1–10. ACM, 2007. [14.5](#)
- [44] K. E. Seamons, Y. Chen, P. Jones, J. Jozwiak, and M. Winslett. Server-directed collective I/O in Panda. In *Proceedings of Supercomputing '95*, December 1995. [13.1](#)
- [45] A. Skjellum and A. Leung. Zipcode: a portable multicomputer communication library atop the reactive kernel. In D. W. Walker and Q. F. Stout, editors, *Proceedings of the Fifth Distributed Memory Concurrent Computing Conference*, pages 767–776. IEEE Press, 1990. [1.2](#), [6.1.2](#)
- [46] A. Skjellum, S. Smith, C. Still, A. Leung, and M. Morari. The Zipcode message passing system. Technical report, Lawrence Livermore National Laboratory, September 1992. [1.2](#)
- [47] Anthony Skjellum, Nathan E. Doss, and Purushotham V. Bangalore. Writing Libraries in MPI. In Anthony Skjellum and Donna S. Reese, editors, *Proceedings of the Scalable Parallel Libraries Conference*, pages 166–173. IEEE Computer Society Press, October 1993. [6.1](#)
- [48] Anthony Skjellum, Nathan E. Doss, and Kishore Viswanathan. Inter-communicator extensions to MPI in the MPIX (MPI eXtension) Library. Technical Report MSU-940722, Mississippi State University — Dept. of Computer Science, April 1994. <http://www.erc.msstate.edu/mpi/mpix.html>. [5.2.2](#)
- [49] Anthony Skjellum, Ziyang Lu, Purushotham V. Bangalore, and Nathan E. Doss. Explicit parallel programming in C++ based on the message-passing interface (MPI). In Gregory V. Wilson, editor, *Parallel Programming Using C++*, Engineering Computation Series. MIT Press, July 1996. ISBN 0-262-73118-5.
- [50] Anthony Skjellum, Steven G. Smith, Nathan E. Doss, Alvin P. Leung, and Manfred Morari. The Design and Evolution of Zipcode. *Parallel Computing*, 20(4):565–596, April 1994. [6.1.2](#), [6.5.6](#)
- [51] Rajeev Thakur and Alok Choudhary. An Extended Two-Phase Method for Accessing Sections of Out-of-Core Arrays. *Scientific Programming*, 5(4):301–317, Winter 1996. [13.1](#)
- [52] *The Unicode Standard, Version 2.0*. Addison-Wesley, 1996. ISBN 0-201-48345-9. [13.5.2](#)



[53] D. Walker. Standards for message passing in a distributed memory environment. Technical Report TM-12147, Oak Ridge National Laboratory, August 1992. [1.2](#)

1  
2  
3  
4  
5  
6  
7  
8  
9  
10  
11  
12  
13  
14  
15  
16  
17  
18  
19  
20  
21  
22  
23  
24  
25  
26  
27  
28  
29  
30  
31  
32  
33  
34  
35  
36  
37  
38  
39  
40  
41  
42  
43  
44  
45  
46  
47  
48

# Examples Index

This index lists code examples throughout the text. Some examples are referred to by content; others are listed by the major MPI function that they are demonstrating. MPI functions listed in all capital letter are Fortran examples; MPI functions listed in mixed case are C/C++ examples.

- Attributes between languages, [534](#)
- C++ declarations in `mpi.h`, [506](#)
- C++ deriving from C++ MPI class, [497](#)
- C++ handle assignment and comparison operators, [503](#)
- C++ handle assignment operator, [498](#)
- C++ handle scope destruction, [498](#)
- C++ illegal communicator handle initialization, [503](#)
- C++ MPI class comparison operator, [497](#)
- C++ profiling example, [507](#), [508](#)
- C/C++ handle conversion, [528](#), [529](#)
- C/Fortran handle conversion, [527](#)
- Client-server code, [65](#), [66](#)
  - with blocking probe, [69](#)
  - with blocking probe, wrong, [69](#)
- Datatype
  - 3D array, [114](#)
  - absolute addresses, [119](#)
  - array of structures, [116](#)
  - elaborate example, [126](#), [128](#)
  - matching type, [104](#)
  - matrix transpose, [115](#)
  - union, [121](#)
- Datatypes
  - matching, [37](#)
  - not matching, [37](#)
  - untyped, [38](#)
- Deadlock
  - if not buffered, [47](#)
  - with `MPI_Bcast`, [202](#), [203](#)
  - wrong message exchange, [46](#)
- False matching of collective operations, [205](#)
- Fortran 90 copying and sequence problem, [510](#), [511](#)
- Fortran 90 derived types, [512](#)
- Fortran 90 heterogeneous communication, [523](#), [524](#)
- Fortran 90 illegal KIND, [520](#)
- Fortran 90 `MPI_TYPE_MATCH_SIZE` implementation, [523](#)
- Fortran 90 register optimization, [514](#)
- Independence of nonblocking operations, [208](#)
- Intercommunicator, [228](#), [230](#)
- Interlanguage communication, [538](#)
- Intertwined matching pairs, [45](#)
- Message exchange, [46](#)
- Mixing blocking and nonblocking collective operations, [205](#)
- Mixing collective and point-to-point requests, [207](#)
- `MPI::Comm::Probe`, [36](#)
- `MPI_ACCUMULATE`, [374](#)
- `MPI_ADDRESS`, [97](#)
- `MPI_Address`, [116](#), [119](#), [121](#), [126](#)
- `MPI_Aint`, [116](#)
- `MPI_Allgather`, [159](#)
- `MPI_ALLOC_MEM`, [301](#)
- `MPI_Alloc_mem`, [302](#)
- `MPI_ALLREDUCE`, [178](#)
- `MPI_Alltoall`, [206](#)
- `MPI_Barrier`, [318](#), [319](#), [390](#), [394–396](#)
- `MPI_Bcast`, [141](#), [188](#), [202](#), [203](#), [205](#)
- `MPI_BSEND`, [44](#), [45](#)
- `MPI_Buffer_attach`, [48](#), [319](#)

MPI_Buffer_detach, 48	
MPI_BYTE, 38	
MPI_Cancel, 319	
MPI_CART_COORDS, 292	
MPI_CART_GET, 295	
MPI_CART_RANK, 292, 295	
MPI_CART_SHIFT, 292	
MPI_CART_SUB, 293	
MPI_CHARACTER, 38	
MPI_Comm_create, 228	
MPI_Comm_group, 228	
MPI_Comm_rank, 233	
MPI_Comm_remote_size, 230	
MPI_Comm_size, 233	
MPI_COMM_SPAWN, 338	
MPI_Comm_spawn, 338	
MPI_COMM_SPAWN_MULTIPLE, 343	
MPI_Comm_spawn_multiple, 343	
MPI_Comm_split, 230	
MPI_DIMS_CREATE, 275, 295	
MPI_DIST_GRAPH_CREATE, 282	
MPI_Dist_graph_create, 283	
MPI_DIST_GRAPH_CREATE_ADJACENT, 282	
MPI_FILE_CLOSE, 439, 442	
MPI_FILE_GET_AMODE, 425	
MPI_FILE_IREAD, 442	
MPI_FILE_OPEN, 439, 442	
MPI_FILE_READ, 439	
MPI_FILE_SET_ATOMICITY, 471	
MPI_FILE_SET_VIEW, 439, 442	
MPI_FILE_SYNC, 472	
MPI_Finalize, 318–320	
MPI_FREE_MEM, 301	
MPI_Gather, 128, 144, 145, 149	
MPI_Gatherv, 128, 146–149	
MPI_GET, 370, 372	
MPI_Get, 389, 390, 394–396	
MPI_GET_ADDRESS, 97, 531	
MPI_Get_address, 116, 119, 121, 126	
MPI_GET_COUNT, 105	
MPI_GET_ELEMENTS, 105	
MPI_GRAPH_CREATE, 276, 288	
MPI_GRAPH_NEIGHBORS, 288	
MPI_GRAPH_NEIGHBORS_COUNT, 288	
MPI_Grequest_complete, 405	
MPI_Grequest_start, 405	
MPI_Group_free, 228	1
MPI_Group_incl, 228	2
MPI_Iallreduce, 208	3
MPI_Ialltoall, 206	4
MPI_Ibarrier, 205–207	5
MPI_Ibcast, 207, 208	6
MPI_Iprobe, 319	7
MPI_IRECV, 57–59, 65, 66	8
MPI_Irecv, 207	9
MPI_ISEND, 57, 58, 65, 66	10
MPI_Op_create, 176, 184	11
MPI_Pack, 126, 128	12
MPI_Pack_size, 128	13
MPI_PROBE, 69	14
MPI_Put, 381, 386, 388, 389, 395, 396	15
MPI_RECV, 37, 38, 44–47, 59, 69, 104	16
MPI_Recv, 206	17
MPI_REDUCE, 168, 172	18
MPI_Reduce, 171, 172, 176	19
MPI_REQUEST_FREE, 58	20
MPI_Request_free, 318	21
MPI_Scan, 184	22
MPI_Scatter, 154	23
MPI_Scatterv, 154, 155	24
MPI_SEND, 37, 38, 46, 47, 59, 69, 104	25
MPI_Send, 116, 119, 121, 126, 206, 207	26
MPI_SENDRECV, 114, 115	27
MPI_SENDRECV_REPLACE, 292	28
MPI_SSEND, 45, 59	29
MPI_Test_cancelled, 319	30
MPI_TYPE_COMMIT, 101, 114, 115, 370	31
MPI_Type_commit, 116, 119, 121, 126, 145–149, 155, 184	32 33
MPI_TYPE_CONTIGUOUS, 81, 98, 104, 105	34 35
MPI_Type_contiguous, 145	36
MPI_TYPE_CREATE_DARRAY, 95	37
MPI_TYPE_CREATE_HVECTOR, 114, 115	38 39
MPI_Type_create_hvector, 116, 119	40
MPI_TYPE_CREATE_INDEXED_BLOCK, 370	41 42
MPI_TYPE_CREATE_STRUCT, 88, 98, 115	43 44
MPI_Type_create_struct, 116, 119, 121, 126, 148, 149, 184	45 46
MPI_TYPE_CREATE_SUBARRAY, 478	47 48

- 1 MPI\_TYPE\_EXTENT, [114](#), [115](#), [370](#), [372](#), [374](#)
- 2
- 3 MPI\_Type\_extent, [116](#)
- 4 MPI\_TYPE\_FREE, [370](#)
- 5 MPI\_Type\_get\_contents, [121](#)
- 6 MPI\_Type\_get\_envelope, [121](#)
- 7 MPI\_TYPE\_HVECTOR, [114](#), [115](#)
- 8 MPI\_Type\_hvector, [116](#), [119](#)
- 9 MPI\_TYPE\_INDEXED, [85](#), [114](#)
- 10 MPI\_Type\_indexed, [116](#), [119](#)
- 11 MPI\_TYPE\_STRUCT, [88](#), [98](#), [115](#)
- 12 MPI\_Type\_struct, [116](#), [119](#), [121](#), [126](#), [148](#),  
13 [149](#), [184](#)
- 14 MPI\_TYPE\_VECTOR, [82](#), [83](#), [114](#), [115](#)
- 15 MPI\_Type\_vector, [146](#), [147](#), [149](#), [155](#)
- 16 MPI\_Unpack, [126](#), [128](#)
- 17 MPI\_WAIT, [57–59](#), [65](#), [66](#), [442](#)
- 18 MPI\_Wait, [205–207](#)
- 19 MPI\_Waitall, [207](#), [208](#)
- 20 MPI\_WAITANY, [65](#)
- 21 MPI\_WAITSOME, [66](#)
- 22 MPI\_Win\_complete, [381](#), [389](#), [390](#), [396](#)
- 23 MPI\_WIN\_CREATE, [370](#), [372](#), [374](#)
- 24 MPI\_WIN\_FENCE, [370](#), [372](#), [374](#)
- 25 MPI\_Win\_fence, [388](#), [389](#)
- 26 MPI\_Win\_lock, [386](#), [394–396](#)
- 27 MPI\_Win\_post, [389](#), [390](#), [396](#)
- 28 MPI\_Win\_start, [381](#), [389](#), [390](#), [396](#)
- 29 MPI\_Win\_unlock, [386](#), [394–396](#)
- 30 MPI\_Win\_wait, [389](#), [390](#), [396](#)
- 31 mpiexec, [324](#), [325](#)
- 32
- 33 No Matching of Blocking and Nonblocking  
34 collective operations, [206](#)
- 35 Non-deterministic program with  
36 MPI\_Bcast, [203](#)
- 37 Non-overtaking messages, [44](#)
- 38 Nonblocking operations, [57](#), [58](#)  
39 message ordering, [58](#)  
40 progress, [59](#)
- 41 Overlapping Communicators, [208](#)
- 42
- 43 Pipelining nonblocking collective  
44 operations, [207](#)
- 45 Profiling interface, [483](#)
- 46 Progression of nonblocking collective  
47 operations, [206](#)
- 48
- Threads and MPI, [410](#)
- Typemap, [81–83](#), [85](#), [88](#), [95](#)

# MPI Constant and Predefined Handle Index

This index lists predefined MPI constants and handles.

MPI::[\\*\\_NULL](#), [497](#)  
MPI::[\\_LONG\\_LONG](#), [499](#)  
MPI::[ANY\\_SOURCE](#), [543](#)  
MPI::[ANY\\_TAG](#), [543](#)  
MPI::[APPNUM](#), [549](#)  
MPI::[ARGV\\_NULL](#), [551](#)  
MPI::[ARGVS\\_NULL](#), [551](#)  
MPI::[BAND](#), [547](#)  
MPI::[BOOL](#), [500](#), [502](#), [545](#)  
MPI::[BOR](#), [547](#)  
MPI::[BOTTOM](#), [542](#)  
MPI::[BSEND\\_OVERHEAD](#), [543](#)  
MPI::[BXOR](#), [547](#)  
MPI::[BYTE](#), [499](#), [500](#), [502](#), [544](#), [545](#)  
MPI::[CART](#), [548](#)  
MPI::[CHAR](#), [500](#), [544](#)  
MPI::[CHARACTER](#), [500](#), [545](#)  
MPI::[COMBINER\\_CONTIGUOUS](#), [550](#)  
MPI::[COMBINER\\_DARRAY](#), [550](#)  
MPI::[COMBINER\\_DUP](#), [550](#)  
MPI::[COMBINER\\_F90\\_COMPLEX](#), [550](#)  
MPI::[COMBINER\\_F90\\_INTEGER](#), [550](#)  
MPI::[COMBINER\\_F90\\_REAL](#), [550](#)  
MPI::[COMBINER\\_HINDEXED](#), [550](#)  
MPI::[COMBINER\\_HINDEXED\\_INTEGER](#),  
[550](#)  
MPI::[COMBINER\\_HVECTOR](#), [550](#)  
MPI::[COMBINER\\_HVECTOR\\_INTEGER](#),  
[550](#)  
MPI::[COMBINER\\_INDEXED](#), [550](#)  
MPI::[COMBINER\\_INDEXED\\_BLOCK](#),  
[550](#)  
MPI::[COMBINER\\_NAMED](#), [550](#)  
MPI::[COMBINER\\_RESIZED](#), [550](#)  
MPI::[COMBINER\\_STRUCT](#), [550](#)  
MPI::[COMBINER\\_STRUCT\\_INTEGER](#),  
[550](#)  
MPI::[COMBINER\\_SUBARRAY](#), [550](#)  
MPI::[COMBINER\\_VECTOR](#), [550](#)  
MPI::[COMM\\_NULL](#), [499](#), [503](#), [547](#)  
MPI::[COMM\\_SELF](#), [546](#)  
MPI::[COMM\\_WORLD](#), [546](#)  
MPI::[COMPLEX](#), [500](#), [502](#), [545](#)  
MPI::[CONGRUENT](#), [546](#)  
MPI::[DATATYPE\\_NULL](#), [547](#)  
MPI::[DISPLACEMENT\\_CURRENT](#), [550](#)  
MPI::[DIST\\_GRAPH](#), [548](#)  
MPI::[DISTRIBUTE\\_BLOCK](#), [551](#)  
MPI::[DISTRIBUTE\\_CYCLIC](#), [551](#)  
MPI::[DISTRIBUTE\\_DFLT\\_DARG](#), [551](#)  
MPI::[DISTRIBUTE\\_NONE](#), [551](#)  
MPI::[DOUBLE](#), [500](#), [502](#), [544](#)  
MPI::[DOUBLE\\_COMPLEX](#), [500](#), [502](#), [545](#)  
MPI::[DOUBLE\\_INT](#), [501](#), [546](#)  
MPI::[DOUBLE\\_PRECISION](#), [500](#), [502](#),  
[545](#)  
MPI::[DUP\\_FN](#), [549](#)  
MPI::[ERR\\_ACCESS](#), [542](#)  
MPI::[ERR\\_AMODE](#), [542](#)  
MPI::[ERR\\_ARG](#), [541](#)  
MPI::[ERR\\_ASSERT](#), [542](#)  
MPI::[ERR\\_BAD\\_FILE](#), [542](#)  
MPI::[ERR\\_BASE](#), [542](#)  
MPI::[ERR\\_BUFFER](#), [541](#)  
MPI::[ERR\\_COMM](#), [541](#)  
MPI::[ERR\\_CONVERSION](#), [542](#)  
MPI::[ERR\\_COUNT](#), [541](#)  
MPI::[ERR\\_DIMS](#), [541](#)  
MPI::[ERR\\_DISP](#), [542](#)  
MPI::[ERR\\_DUP\\_DATAREP](#), [542](#)

1	MPI::ERR_FILE, 542	MPI::F_COMPLEX, 500, 502, 545
2	MPI::ERR_FILE_EXISTS, 542	MPI::F_COMPLEX16, 501, 502
3	MPI::ERR_FILE_IN_USE, 542	MPI::F_COMPLEX32, 501, 502
4	MPI::ERR_GROUP, 541	MPI::F_COMPLEX4, 501, 502
5	MPI::ERR_IN_STATUS, 542	MPI::F_COMPLEX8, 501, 502
6	MPI::ERR_INFO, 542	MPI::F_DOUBLE_COMPLEX, 501, 502,
7	MPI::ERR_INFO_KEY, 542	545
8	MPI::ERR_INFO_NOKEY, 542	MPI::FILE_NULL, 547
9	MPI::ERR_INFO_VALUE, 542	MPI::FLOAT, 500, 502, 544
10	MPI::ERR_INTERN, 541	MPI::FLOAT_INT, 501, 546
11	MPI::ERR_IO, 542	MPI::GRAPH, 548
12	MPI::ERR_KEYVAL, 542	MPI::GROUP_EMPTY, 547
13	MPI::ERR_LASTCODE, 542	MPI::GROUP_NULL, 547
14	MPI::ERR_LOCKTYPE, 542	MPI::HOST, 546
15	MPI::ERR_NAME, 542	MPI::IDENT, 546
16	MPI::ERR_NO_MEM, 542	MPI::IN_PLACE, 542
17	MPI::ERR_NO_SPACE, 542	MPI::INFO_NULL, 547
18	MPI::ERR_NO_SUCH_FILE, 542	MPI::INT, 499, 500, 544
19	MPI::ERR_NOT_SAME, 542	MPI::INTEGER, 499, 500, 545
20	MPI::ERR_OP, 541	MPI::INTEGER1, 501, 502, 545
21	MPI::ERR_OTHER, 541	MPI::INTEGER16, 501, 502
22	MPI::ERR_PENDING, 541	MPI::INTEGER2, 501, 502, 545
23	MPI::ERR_PORT, 542	MPI::INTEGER4, 501, 502, 545
24	MPI::ERR_QUOTA, 542	MPI::INTEGER8, 501, 502, 545
25	MPI::ERR_RANK, 541	MPI::IO, 546
26	MPI::ERR_READ_ONLY, 542	MPI::KEYVAL_INVALID, 543
27	MPI::ERR_REQUEST, 541	MPI::LAND, 547
28	MPI::ERR_RMA_CONFLICT, 542	MPI::LASTUSED_CODE, 549
29	MPI::ERR_RMA_SYNC, 542	MPI::LB, 546
30	MPI::ERR_ROOT, 541	MPI::LOCK_EXCLUSIVE, 543
31	MPI::ERR_SERVICE, 542	MPI::LOCK_SHARED, 543
32	MPI::ERR_SIZE, 542	MPI::LOGICAL, 500, 502, 545
33	MPI::ERR_SPAWN, 542	MPI::LONG, 499, 500, 544
34	MPI::ERR_TAG, 541	MPI::LONG_DOUBLE, 500, 502, 544
35	MPI::ERR_TOPOLOGY, 541	MPI::LONG_DOUBLE_COMPLEX, 500,
36	MPI::ERR_TRUNCATE, 541	502, 545
37	MPI::ERR_TYPE, 541	MPI::LONG_DOUBLE_INT, 501, 546
38	MPI::ERR_UNKNOWN, 541	MPI::LONG_INT, 501, 546
39	MPI::ERR_UNSUPPORTED_DATAREP,	MPI::LONG_LONG, 500, 544
40	542	MPI::LONG_LONG_INT, 544
41	MPI::ERR_UNSUPPORTED_OPERATION,	MPI::LOR, 547
42	542	MPI::LXOR, 547
43	MPI::ERR_WIN, 542	MPI::MAX, 547
44	MPI::ERRHANDLER_NULL, 547	MPI::MAX_DATAREP_STRING, 543
45	MPI::ERRORS_ARE_FATAL, 19, 543	MPI::MAX_ERROR_STRING, 543
46	MPI::ERRORS_RETURN, 19, 543	MPI::MAX_INFO_KEY, 543
47	MPI::ERRORS_THROW_EXCEPTIONS,	MPI::MAX_INFO_VAL, 543
48	19, 23, 303, 543	MPI::MAX_OBJECT_NAME, 543

MPI::MAX_PORT_NAME, 543		
MPI::MAX_PROCESSOR_NAME, 543		
MPI::MAXLOC, 502, 547		
MPI::MIN, 547		
MPI::MINLOC, 502, 547		
MPI::MODE_APPEND, 549		
MPI::MODE_CREATE, 549		
MPI::MODE_DELETE_ON_CLOSE, 549		
MPI::MODE_EXCL, 549		
MPI::MODE_NOCHECK, 549		
MPI::MODE_NOPRECEDE, 549		
MPI::MODE_NOPUT, 549		
MPI::MODE_NOSTORE, 549		
MPI::MODE_NOSUCCEED, 549		
MPI::MODE_RDONLY, 549		
MPI::MODE_RDWR, 549		
MPI::MODE_SEQUENTIAL, 549		
MPI::MODE_UNIQUE_OPEN, 549		
MPI::MODE_WRONLY, 549		
MPI::NULL_COPY_FN, 549		
MPI::NULL_DELETE_FN, 549		
MPI::OP_NULL, 547		
MPI::ORDER_C, 551		
MPI::ORDER_FORTRAN, 551		
MPI::PACKED, 499, 500, 544, 545		
MPI::PROC_NULL, 543		
MPI::PROD, 547		
MPI::REAL, 500, 502, 545		
MPI::REAL16, 501, 502		
MPI::REAL2, 501, 502, 545		
MPI::REAL4, 501, 502, 545		
MPI::REAL8, 501, 502, 545		
MPI::REPLACE, 547		
MPI::REQUEST_NULL, 547		
MPI::ROOT, 543		
MPI::SEEK_CUR, 551		
MPI::SEEK_END, 551		
MPI::SEEK_SET, 551		
MPI::SHORT, 499, 500, 544		
MPI::SHORT_INT, 501, 546		
MPI::SIGNED_CHAR, 499, 500, 544		
MPI::SIMILAR, 546		
MPI::SUCCESS, 541		
MPI::SUM, 547		
MPI::TAG_UB, 546		
MPI::THREAD_FUNNELED, 550		
MPI::THREAD_MULTIPLE, 550		
MPI::THREAD_SERIALIZED, 550		
MPI::THREAD_SINGLE, 550		1
MPI::TWODOUBLE_PRECISION, 501,		2
546		3
MPI::TWOINT, 501, 546		4
MPI::TWOINTEGER, 501, 546		5
MPI::TWOREAL, 501, 546		6
MPI::TYPECLASS_COMPLEX, 551		7
MPI::TYPECLASS_INTEGER, 551		8
MPI::TYPECLASS_REAL, 551		9
MPI::UB, 546		10
MPI::UNDEFINED, 543		11
MPI::UNEQUAL, 546		12
MPI::UNIVERSE_SIZE, 549		13
MPI::UNSIGNED, 499, 500, 544		14
MPI::UNSIGNED_CHAR, 499, 500, 544		15
MPI::UNSIGNED_LONG, 499, 500, 544		16
MPI::UNSIGNED_LONG_LONG, 499,		17
500, 544		18
MPI::UNSIGNED_SHORT, 499, 500, 544		19
MPI::WCHAR, 500, 544		20
MPI::WIN_BASE, 549		21
MPI::WIN_DISP_UNIT, 549		22
MPI::WIN_NULL, 547		23
MPI::WIN_SIZE, 549		24
MPI::WTIME_IS_GLOBAL, 546		25
MPI_2DOUBLE_PRECISION, 170, 171,		26
546		27
MPI_2INT, 171, 546		28
MPI_2INTEGER, 170, 171, 546		29
MPI_2REAL, 170, 171, 546		30
MPI_ADDRESS_KIND, 15, 15, 108, 509,		31
533, 534, 543		32
MPI_AINT, 30, 31, 167, 544, 545, 625–628		33
MPI_ANY_SOURCE, 32, 33, 44, 54, 55,		34
67–69, 74, 76, 77, 269, 299, 543		35
MPI_ANY_TAG, 14, 32, 33, 35, 54, 55, 67,		36
68, 70, 74, 76–78, 543		37
MPI_APPNUM, 357, 358, 549		38
MPI_ARGV_NULL, 15, 338, 339, 509, 551		39
MPI_ARGVS_NULL, 15, 342, 509, 551		40
MPI_BAND, 167, 168, 547		41
MPI_BOR, 167, 168, 547		42
MPI_BOTTOM, 10, 15, 16, 36, 96, 106,		43
137, 280, 281, 340, 509, 512–514,		44
516, 531, 532, 538, 542, 631		45
MPI_BSEND_OVERHEAD, 50, 300, 543		46
MPI_BXOR, 167, 168, 547		47
		48

- 1 MPI\_BYTE, 29, 30, 37–39, 129, 168, 418,  
 2 457, 458, 469, 499, 538, 544, 545,  
 3 628
- 4 MPI\_C\_BOOL, 29, 30, 168, 544, 625–628
- 5 MPI\_C\_COMPLEX, 29, 30, 544, 625–628
- 6 MPI\_C\_DOUBLE\_COMPLEX, 30, 168,  
 7 544, 625–628
- 8 MPI\_C\_FLOAT\_COMPLEX, 30, 168, 544,  
 9 625–628
- 10 MPI\_C\_LONG\_DOUBLE\_COMPLEX,  
 11 30, 168, 544, 625–628
- 12 MPI\_CART, 284, 548
- 13 MPI\_CHAR, 30, 40, 88, 169, 544, 625
- 14 MPI\_CHARACTER, 29, 38–40, 169, 545
- 15 MPI\_COMBINER\_CONTIGUOUS, 108,  
 16 112, 550
- 17 MPI\_COMBINER\_DARRAY, 108, 113,  
 18 550
- 19 MPI\_COMBINER\_DUP, 108, 111, 550
- 20 MPI\_COMBINER\_F90\_COMPLEX, 108,  
 21 113, 550
- 22 MPI\_COMBINER\_F90\_INTEGER, 108,  
 23 113, 550
- 24 MPI\_COMBINER\_F90\_REAL, 108, 113,  
 25 550
- 26 MPI\_COMBINER\_HINDEXED, 108, 112,  
 27 550
- 28 MPI\_COMBINER\_HINDEXED\_INTEGER,  
 29 108, 112, 550
- 30 MPI\_COMBINER\_HVECTOR, 108, 112,  
 31 550
- 32 MPI\_COMBINER\_HVECTOR\_INTEGER,  
 33 108, 112, 550
- 34 MPI\_COMBINER\_INDEXED, 108, 112,  
 35 550
- 36 MPI\_COMBINER\_INDEXED\_BLOCK,  
 37 108, 112, 550
- 38 MPI\_COMBINER\_NAMED, 108, 111, 550
- 39 MPI\_COMBINER\_RESIZED, 108, 113,  
 40 550
- 41 MPI\_COMBINER\_STRUCT, 108, 112,  
 42 550
- 43 MPI\_COMBINER\_STRUCT\_INTEGER,  
 44 108, 112, 550
- 45 MPI\_COMBINER\_SUBARRAY, 108, 113,  
 46 550
- 47 MPI\_COMBINER\_VECTOR, 108, 112,  
 48 550
- MPI\_COMM\_NULL, 215, 227–230, 232,  
 234, 265, 274, 276, 340, 359, 360,  
 547, 629
- MPI\_COMM\_PARENT, 265
- MPI\_COMM\_SELF, 215, 249, 265, 322,  
 359, 419, 546, 627
- MPI\_COMM\_TYPE\_ADDRESS\_SPACE,  
 233
- MPI\_COMM\_TYPE\_SHARED, 233
- MPI\_COMM\_WORLD, 14, 24, 31,  
 215–217, 223, 224, 236, 245, 246,  
 265, 274, 298, 299, 302, 305, 313,  
 320, 321, 323, 333, 334, 336, 337,  
 341–343, 356–359, 413, 456, 475,  
 526, 537, 546, 630
- MPI\_COMPLEX, 29, 168, 460, 518, 545
- MPI\_COMPLEX16, 168, 545
- MPI\_COMPLEX32, 168, 545
- MPI\_COMPLEX4, 168, 545
- MPI\_COMPLEX8, 168, 545
- MPI\_CONGRUENT, 224, 243, 546
- MPI\_CONVERSION\_FN\_NULL, 464
- MPI\_COUNT\_KIND, 16
- MPI\_DATATYPE, 20
- MPI\_DATATYPE\_NULL, 102, 547
- MPI\_DISPLACEMENT\_CURRENT, 430,  
 550, 631
- MPI\_DIST\_GRAPH, 284, 548, 627
- MPI\_DISTRIBUTE\_BLOCK, 93, 551
- MPI\_DISTRIBUTE\_CYCLIC, 93, 551
- MPI\_DISTRIBUTE\_DFLT\_DARG, 93,  
 551
- MPI\_DISTRIBUTE\_NONE, 93, 551
- MPI\_DOUBLE, 30, 167, 517, 544
- MPI\_DOUBLE\_COMPLEX, 29, 168, 460,  
 518, 545
- MPI\_DOUBLE\_INT, 171, 546
- MPI\_DOUBLE\_PRECISION, 29, 167,  
 518, 545
- MPI\_DUP\_FN, 549
- MPI\_ERR\_ACCESS, 311, 422, 476, 542
- MPI\_ERR\_AMODE, 311, 421, 476, 542
- MPI\_ERR\_ARG, 310, 541
- MPI\_ERR\_ASSERT, 310, 391, 542
- MPI\_ERR\_BAD\_FILE, 311, 476, 542
- MPI\_ERR\_BASE, 301, 310, 391, 542
- MPI\_ERR\_BUFFER, 310, 541
- MPI\_ERR\_COMM, 310, 541



MPI_ERR_CONVERSION, 311, 465, 476, 542	MPI_ERR_TYPE, 310, 541	1
MPI_ERR_COUNT, 310, 541	MPI_ERR_UNKNOWN, 309, 310, 541	2
MPI_ERR_DIMS, 310, 541	MPI_ERR_UNSUPPORTED_DATAREP, 311, 476, 542	3
MPI_ERR_DISP, 310, 391, 542	MPI_ERR_UNSUPPORTED_OPERATION, 311, 476, 542	4
MPI_ERR_DUP_DATAREP, 311, 462, 476, 542	MPI_ERR_WIN, 310, 391, 542	5
MPI_ERR_FILE, 311, 476, 542	MPI_ERRCODES_IGNORE, 15, 340, 509, 551	6
MPI_ERR_FILE_EXISTS, 311, 476, 542	MPI_ERRHANDLER_NULL, 308, 547	7
MPI_ERR_FILE_IN_USE, 311, 422, 476, 542	MPI_ERROR, 34, 55, 186, 543	8
MPI_ERR_GROUP, 310, 541	MPI_ERROR_STRING, 309	9
MPI_ERR_IN_STATUS, 34, 36, 55, 62, 64, 304, 310, 404, 434, 505, 542	MPI_ERRORS_ARE_FATAL, 302, 303, 314, 315, 391, 475, 543	10
MPI_ERR_INFO, 310, 542	MPI_ERRORS_RETURN, 302, 303, 315, 475, 537, 543	11
MPI_ERR_INFO_KEY, 310, 328, 542	MPI_F_STATUS_IGNORE, 530, 551	12
MPI_ERR_INFO_NOKEY, 310, 329, 542	MPI_F_STATUSES_IGNORE, 530, 551	13
MPI_ERR_INFO_VALUE, 310, 328, 542	MPI_FILE_NULL, 422, 475, 547	14
MPI_ERR_INTERN, 310, 541	MPI_FLOAT, 30, 88, 165, 167, 459, 544	15
MPI_ERR_IO, 311, 476, 542	MPI_FLOAT_INT, 12, 170, 171, 546	16
MPI_ERR_KEYVAL, 261, 310, 542	MPI_GRAPH, 284, 548	17
MPI_ERR_LASTCODE, 309, 311, 313, 314, 542	MPI_GROUP_EMPTY, 214, 219, 220, 226–228, 547	18
MPI_ERR_LOCKTYPE, 310, 391, 542	MPI_GROUP_NULL, 214, 222, 547	19
MPI_ERR_NAME, 310, 353, 542	MPI_HOST, 298, 546	20
MPI_ERR_NO_MEM, 301, 310, 542	MPI_IDENT, 217, 224, 546	21
MPI_ERR_NO_SPACE, 311, 476, 542	MPI_IN_PLACE, 15, 136, 162, 509, 516, 542	22
MPI_ERR_NO_SUCH_FILE, 311, 422, 476, 542	MPI_INFO_NULL, 282, 331, 339, 349, 421, 422, 431, 547	23
MPI_ERR_NOT_SAME, 311, 476, 542	MPI_INT, 12, 30, 80, 167, 459, 460, 517, 537, 539, 544	24
MPI_ERR_OP, 310, 541	MPI_INT16_T, 29, 30, 167, 544, 625–628	25
MPI_ERR_OTHER, 309, 310, 541	MPI_INT32_T, 29, 30, 167, 544, 625–628	26
MPI_ERR_PENDING, 62, 310, 541	MPI_INT64_T, 30, 167, 544, 625–628	27
MPI_ERR_PORT, 310, 350, 542	MPI_INT8_T, 29, 30, 167, 544, 625–628	28
MPI_ERR_QUOTA, 311, 476, 542	MPI_INTEGER, 29, 37, 167, 517, 518, 539, 545	29
MPI_ERR_RANK, 310, 541	MPI_INTEGER1, 29, 167, 545	30
MPI_ERR_READ_ONLY, 311, 476, 542	MPI_INTEGER16, 167, 545	31
MPI_ERR_REQUEST, 310, 541	MPI_INTEGER2, 29, 167, 459, 545	32
MPI_ERR_RMA_CONFLICT, 310, 391, 542	MPI_INTEGER4, 29, 167, 545	33
MPI_ERR_RMA_SYNC, 310, 391, 542	MPI_INTEGER8, 167, 521, 545	34
MPI_ERR_ROOT, 310, 541	MPI_INTEGER_KIND, 15, 108, 533, 543	35
MPI_ERR_SERVICE, 310, 352, 542	MPI_IO, 298, 299, 546	36
MPI_ERR_SIZE, 310, 391, 542	MPI_KEYVAL_INVALID, 253–255, 543	37
MPI_ERR_SPAWN, 310, 339, 340, 542	MPI_LAND, 167, 168, 547	38
MPI_ERR_TAG, 310, 541		39
MPI_ERR_TOPOLOGY, 310, 541		40
MPI_ERR_TRUNCATE, 310, 541		41
		42
		43
		44
		45
		46
		47
		48

- 1 MPI\_LASTUSEDPCODE, 313, 549  
2 MPI\_LB, 17, 91, 94, 98–100, 103, 458, 546  
3 MPI\_LOCK\_EXCLUSIVE, 385, 543  
4 MPI\_LOCK\_SHARED, 385, 543  
5 MPI\_LOGICAL, 29, 168, 545  
6 MPI\_LONG, 30, 167, 544  
7 MPI\_LONG\_DOUBLE, 30, 167, 544  
8 MPI\_LONG\_DOUBLE\_INT, 171, 546  
9 MPI\_LONG\_INT, 171, 546  
10 MPI\_LONG\_LONG, 30, 167, 544, 628  
11 MPI\_LONG\_LONG\_INT, 30, 167, 544,  
12 628  
13 MPI\_LOR, 167, 168, 547  
14 MPI\_LXOR, 167, 168, 547  
15 MPI\_MAX, 165, 167, 168, 184, 547  
16 MPI\_MAX\_DATAREP\_STRING, 15, 432,  
17 462, 543  
18 MPI\_MAX\_ERROR\_STRING, 15, 309,  
19 314, 543  
20 MPI\_MAX\_INFO\_KEY, 15, 310, 327, 329,  
21 330, 543  
22 MPI\_MAX\_INFO\_VAL, 15, 310, 327, 543  
23 MPI\_MAX\_OBJECT\_NAME, 15, 264,  
24 265, 543, 629  
25 MPI\_MAX\_PORT\_NAME, 15, 348, 543  
26 MPI\_MAX\_PROCESSOR\_NAME, 15,  
27 300, 543, 630  
28 MPI\_MAXLOC, 167, 169, 170, 173, 547  
29 MPI\_MIN, 167, 168, 547  
30 MPI\_MINLOC, 167, 169, 170, 173, 547  
31 MPI\_MODE\_APPEND, 420, 421, 549  
32 MPI\_MODE\_CREATE, 420, 421, 428, 549  
33 MPI\_MODE\_DELETE\_ON\_CLOSE,  
34 420–422, 549  
35 MPI\_MODE\_EXCL, 420, 421, 549  
36 MPI\_MODE\_NOCHECK, 387, 388, 549  
37 MPI\_MODE\_NOPRECEDE, 387, 388, 549  
38 MPI\_MODE\_NOPUT, 387, 388, 549  
39 MPI\_MODE\_NOSTORE, 387, 388, 549  
40 MPI\_MODE\_NOSUCCESS, 387, 388, 549  
41 MPI\_MODE\_RDONLY, 420, 421, 426, 549  
42 MPI\_MODE\_RDWR, 420, 421, 549  
43 MPI\_MODE\_SEQUENTIAL, 420, 421,  
44 423, 424, 430, 435, 438, 448, 468,  
45 549, 631  
46 MPI\_MODE\_UNIQUE\_OPEN, 420, 421,  
47 549  
48 MPI\_MODE\_WRONLY, 420, 421, 549  
MPI\_NULL\_COPY\_FN, 549  
MPI\_NULL\_DELETE\_FN, 549  
MPI\_OFFSET, 30, 167, 544, 545, 625–628  
MPI\_OFFSET\_KIND, 15, 16, 31, 470,  
509, 543  
MPI\_OP\_NULL, 176, 547  
MPI\_ORDER\_C, 14, 90, 93, 94, 551  
MPI\_ORDER\_FORTRAN, 14, 90, 93, 551  
MPI\_PACKED, 29, 30, 37, 124, 125, 129,  
460, 499, 538, 544, 545  
MPI\_PROC\_NULL, 28, 78, 139, 140, 142,  
144, 152, 154, 166, 217, 292, 298,  
299, 367, 543, 628, 630, 631  
MPI\_PROD, 167, 168, 547  
MPI\_REAL, 29, 37, 167, 460, 517, 518,  
524, 545  
MPI\_REAL16, 168, 545  
MPI\_REAL2, 29, 168, 545  
MPI\_REAL4, 29, 168, 517, 521, 545  
MPI\_REAL8, 29, 168, 517, 545, 626  
MPI\_REPLACE, 374, 547, 627, 631  
MPI\_REQUEST\_NULL, 55–58, 60–64,  
404, 547  
MPI\_ROOT, 139, 543  
MPI\_SEEK\_CUR, 443, 449, 551  
MPI\_SEEK\_END, 443, 449, 551  
MPI\_SEEK\_SET, 443, 444, 449, 551  
MPI\_SHORT, 30, 167, 544  
MPI\_SHORT\_INT, 171, 546  
MPI\_SIGNED\_CHAR, 30, 167, 169, 544,  
628  
MPI\_SIMILAR, 217, 224, 243, 546  
MPI\_SOURCE, 34, 186, 543  
MPI\_STATUS, 21, 35, 36, 55  
MPI\_STATUS\_IGNORE, 10, 15, 35, 36,  
403, 434, 509, 516, 529, 530, 538,  
551, 624  
MPI\_STATUS\_SIZE, 15, 34, 543  
MPI\_STATUSES\_IGNORE, 14, 15, 36,  
403, 405, 509, 529, 530, 551, 624  
MPI\_SUBVERSION, 298, 551  
MPI\_SUCCESS, 18, 55, 62, 64, 252–254,  
256, 257, 259, 260, 309, 310, 314,  
315, 340, 465, 490, 491, 541  
MPI\_SUM, 167, 168, 537, 547  
MPI\_TAG, 34, 186, 543  
MPI\_TAG\_UB, 31, 298, 533, 537, 546  
MPI\_THREAD\_FUNNELED, 413, 550

MPI_THREAD_MULTIPLE, 413–415, 550	1
MPI_THREAD_SERIALIZED, 413, 550	2
MPI_THREAD_SINGLE, 413, 414, 416, 550	3 4
MPI_TYPECLASS_COMPLEX, 523, 551	5
MPI_TYPECLASS_INTEGER, 523, 551	6
MPI_TYPECLASS_REAL, 523, 551	7
MPI_UB, 12, 17, 91, 95, 98–100, 103, 458, 546	8 9
MPI_UINT16_T, 29, 30, 167, 544, 625–628	10
MPI_UINT32_T, 29, 30, 167, 544, 625–628	11
MPI_UINT64_T, 30, 167, 544, 625–628	12
MPI_UINT8_T, 29, 30, 167, 544, 625–628	13
MPI_UNDEFINED, 35, 60, 61, 64, 65, 105, 216, 217, 230, 284, 294, 295, 519, 543, 628	14 15 16
MPI_UNEQUAL, 217, 224, 243, 546	17
MPI_UNIVERSE_SIZE, 336, 356, 549	18
MPI_UNSIGNED, 30, 167, 544	19
MPI_UNSIGNED_CHAR, 30, 167, 169, 544	20 21
MPI_UNSIGNED_LONG, 30, 167, 544	22
MPI_UNSIGNED_LONG_LONG, 30, 167, 544, 628	23 24
MPI_UNSIGNED_SHORT, 30, 167, 544	25
MPI_UNWEIGHTED, 15, 279–282, 290, 291, 509, 551, 627	26 27
MPI_VERSION, 298, 551	28
MPI_WCHAR, 30, 169, 267, 460, 544, 628	29
MPI_WIN_BASE, 366, 537, 549	30
MPI_WIN_DISP_UNIT, 366, 549	31
MPI_WIN_NULL, 366, 547	32
MPI_WIN_SIZE, 366, 549	33
MPI_WTIME_IS_GLOBAL, 298, 299, 316, 533, 546	34 35 36

# MPI Declarations Index

This index refers to declarations needed in C/C++, such as address kind integers, handles, etc. The underlined page numbers is the “main” reference (sometimes there are more than one when key concepts are discussed in multiple areas).

- MPI::Aint, [15](#), [15](#), [20](#), [81](#), [81](#), [83](#), [86](#), [88](#),  
[96](#), [99](#), [100](#), [109](#), [130](#), [131](#), [364](#),  
[368](#), [370](#), [373](#), [459](#), [462](#), [487–490](#),  
[532](#), [532](#), [533](#), [552](#)
- MPI::Cartcomm, [274](#), [496](#), [502](#), [552](#)
- MPI::Comm, [28](#), [218](#), [223–226](#), [229](#), [232](#),  
[233](#), [243–246](#), [251](#), [254](#), [255](#), [496](#),  
[502](#), [503](#), [552](#)
- MPI::Datatype, [20](#), [81](#), [496](#), [552](#)
- MPI::Distgraphcomm, [502](#), [552](#), [627](#)
- MPI::Errhandler, [304](#), [305–308](#), [492](#), [493](#),  
[496](#), [527](#), [552](#)
- MPI::Exception, [19](#), [23](#), [496](#), [504](#), [552](#)
- MPI::File, [307](#), [308](#), [315](#), [419](#), [421](#),  
[423–427](#), [429](#), [431](#), [435–449](#),  
[451–455](#), [459](#), [467](#), [468](#), [496](#), [527](#),  
[552](#)
- MPI::Graphcomm, [276](#), [496](#), [502](#), [552](#)
- MPI::Grequest, [402](#), [402](#), [496](#), [552](#)
- MPI::Group, [216](#), [216](#), [217–222](#), [226](#), [244](#),  
[366](#), [381](#), [382](#), [425](#), [496](#), [527](#), [552](#)
- MPI::Info, [300](#), [327](#), [327](#), [328–331](#), [336](#),  
[339](#), [341](#), [348–353](#), [419](#), [422](#), [426](#),  
[427](#), [429](#), [496](#), [527](#), [552](#)
- MPI::Intercomm, [496](#), [502](#), [552](#)
- MPI::Intracomm, [496](#), [502](#), [552](#)
- MPI::Offset, [16](#), [16](#), [20](#), [423](#), [424](#), [429](#), [431](#),  
[435–438](#), [443](#), [444](#), [448](#), [449](#), [451](#),  
[452](#), [463](#), [470](#), [552](#)
- MPI::Op, [165](#), [173](#), [176](#), [177](#), [179–184](#),  
[198–201](#), [373](#), [496](#), [527](#), [552](#)
- MPI::Prequest, [72](#), [496](#), [552](#)
- MPI::Request, [52–54](#), [56](#), [56](#), [57](#), [60–64](#), [66](#),  
[70](#), [72–75](#), [402](#), [405](#), [437](#), [438](#), [441](#),  
[442](#), [446](#), [496](#), [527](#), [552](#)
- MPI::Status, [32](#), [34](#), [56](#), [60–64](#), [66–68](#), [71](#),  
[76](#), [77](#), [104](#), [402](#), [408](#), [409](#),  
[435–437](#), [439–441](#), [445](#), [447](#), [448](#),  
[451–455](#), [496](#), [497](#), [529](#), [530](#), [552](#)
- MPI::Win, [256–258](#), [267](#), [306](#), [307](#), [314](#),  
[364](#), [365](#), [366](#), [368](#), [370](#), [373](#),  
[380–383](#), [385](#), [496](#), [527](#), [552](#)
- MPI\_Aint, [15](#), [15](#), [18](#), [31](#), [81](#), [81](#), [83](#), [86](#),  
[88](#), [96](#), [99](#), [100](#), [109](#), [130](#), [131](#), [364](#),  
[368](#), [370](#), [373](#), [459](#), [462](#), [487–490](#),  
[509](#), [532](#), [532](#), [533](#), [534](#), [552](#)
- MPI\_Comm, [28](#), [218](#), [223–226](#), [229](#), [232](#),  
[233](#), [243–246](#), [251](#), [254](#), [255](#), [546](#),  
[547](#), [552](#)
- MPI\_Count, [16](#), [16](#)
- MPI\_Datatype, [81](#), [513](#), [544–547](#), [552](#)
- MPI\_Errhandler, [304](#), [305–308](#), [492](#), [493](#),  
[527](#), [543](#), [547](#), [552](#)
- MPI\_File, [307](#), [308](#), [315](#), [419](#), [421](#),  
[423–427](#), [429](#), [431](#), [435–449](#),  
[451–455](#), [459](#), [467](#), [468](#), [527](#), [547](#),  
[552](#)
- MPI\_Fint, [526](#), [551](#), [552](#), [628](#)
- MPI\_Group, [216](#), [216](#), [217–222](#), [226](#), [244](#),  
[366](#), [381](#), [382](#), [425](#), [527](#), [547](#), [552](#)
- MPI\_Info, [300](#), [327](#), [327](#), [328–331](#), [336](#),  
[339](#), [341](#), [348–353](#), [419](#), [422](#), [426](#),  
[427](#), [429](#), [527](#), [547](#), [552](#), [630](#)
- MPI\_Offset, [16](#), [16](#), [18](#), [31](#), [423](#), [424](#), [429](#),  
[431](#), [435–438](#), [443](#), [444](#), [448](#), [449](#),  
[451](#), [452](#), [463](#), [470](#), [470](#), [525](#), [552](#)
- MPI\_Op, [165](#), [173](#), [176](#), [177](#), [179–184](#),  
[198–201](#), [373](#), [527](#), [547](#), [552](#)
- MPI\_Request, [52–54](#), [56](#), [56](#), [57](#), [60–64](#), [66](#),  
[70](#), [72–75](#), [402](#), [405](#), [437](#), [438](#), [441](#),  
[442](#), [446](#), [496](#), [527](#), [552](#)

442, 446, 527, 547, 552	1
MPI_Status, <a href="#">32</a> , <a href="#">34</a> , <a href="#">56</a> , <a href="#">60–64</a> , <a href="#">66–68</a> , <a href="#">71</a> ,	2
<a href="#">76</a> , <a href="#">77</a> , <a href="#">104</a> , <a href="#">402</a> , <a href="#">408</a> , <a href="#">409</a> ,	3
<a href="#">435–437</a> , <a href="#">439–441</a> , <a href="#">445</a> , <a href="#">447</a> , <a href="#">448</a> ,	4
<a href="#">451–455</a> , <a href="#">529</a> , <a href="#">530</a> , <a href="#">551</a> , <a href="#">552</a>	5
MPI_Win, <a href="#">256–258</a> , <a href="#">267</a> , <a href="#">306</a> , <a href="#">307</a> , <a href="#">314</a> ,	6
<a href="#">364</a> , <a href="#">365</a> , <a href="#">366</a> , <a href="#">368</a> , <a href="#">370</a> , <a href="#">373</a> ,	7
<a href="#">380–383</a> , <a href="#">385</a> , <a href="#">527</a> , <a href="#">547</a> , <a href="#">552</a>	8
	9
	10
	11
	12
	13
	14
	15
	16
	17
	18
	19
	20
	21
	22
	23
	24
	25
	26
	27
	28
	29
	30
	31
	32
	33
	34
	35
	36
	37
	38
	39
	40
	41
	42
	43
	44
	45
	46
	47
	48

# MPI Callback Function Prototype Index

This index lists the C typedef names for callback routines, such as those used with attribute caching or user-defined reduction operations. C++ names for these typedefs and Fortran example prototypes are given near the text of the C name.

- MPI\_Comm\_copy\_attr\_function, [17](#), [251](#),  
[548](#), [553](#)
- MPI\_Comm\_delete\_attr\_function, [17](#), [252](#),  
[548](#), [553](#)
- MPI\_Comm\_errhandler\_fn, [494](#), [627](#)
- MPI\_Comm\_errhandler\_function, [17](#), [304](#),  
[494](#), [553](#), [627](#)
- MPI\_Copy\_function, [17](#), [490](#), [549](#), [556](#)
- MPI\_Datarep\_conversion\_function, [463](#),  
[553](#)
- MPI\_Datarep\_extent\_function, [462](#), [553](#)
- MPI\_Delete\_function, [17](#), [491](#), [549](#), [556](#)
- MPI\_File\_errhandler\_fn, [494](#), [627](#)
- MPI\_File\_errhandler\_function, [307](#), [494](#),  
[553](#), [627](#)
- MPI\_Grequest\_cancel\_function, [404](#), [553](#)
- MPI\_Grequest\_free\_function, [403](#), [553](#)
- MPI\_Grequest\_query\_function, [403](#), [553](#)
- MPI\_Handler\_function, [17](#), [492](#), [556](#)
- MPI\_Type\_copy\_attr\_function, [259](#), [548](#),  
[553](#)
- MPI\_Type\_delete\_attr\_function, [259](#), [548](#),  
[553](#)
- MPI\_User\_function, [174](#), [553](#)
- MPI\_Win\_copy\_attr\_function, [257](#), [548](#),  
[553](#)
- MPI\_Win\_delete\_attr\_function, [257](#), [548](#),  
[553](#)
- MPI\_Win\_errhandler\_fn, [494](#), [627](#)
- MPI\_Win\_errhandler\_function, [306](#), [494](#),  
[553](#), [627](#)

# MPI Function Index

The underlined page numbers refer to the function definitions.

- MPI\_ABORT, 175, 302, 318, 321, 358, 526, 630
- MPI\_ACCUMULATE, 363, 367, 373, 374, 375, 397, 627, 630, 631
- MPI\_ADD\_ERROR\_CLASS, 312, 312
- MPI\_ADD\_ERROR\_CODE, 313
- MPI\_ADD\_ERROR\_STRING, 313, 314
- MPI\_ADDRESS, 17, 96, 489, 532, 533
- MPI\_ALLGATHER, 133, 137, 138, 157, 157, 158–160, 193
- MPI\_ALLGATHERV, 133, 137, 138, 158, 159, 194
- MPI\_ALLOC\_MEM, 300, 301, 310, 365, 369, 386, 509
- MPI\_ALLREDUCE, 133, 136–138, 167, 174, 177, 178, 199, 628
- MPI\_ALLTOALL, 133, 137, 138, 160, 160, 161–163, 195, 626
- MPI\_ALLTOALLV, 133, 137, 138, 161, 162–164, 196, 626
- MPI\_ALLTOALLW, 133, 137, 138, 163, 164, 197, 626
- MPI\_ATTR\_DELETE, 17, 256, 261, 491, 492
- MPI\_ATTR\_GET, 17, 255, 261, 492, 533, 534
- MPI\_ATTR\_PUT, 17, 254, 261, 491, 533, 534, 537
- MPI\_BARRIER, 133, 137, 138, 139, 140, 188, 472
- MPI\_BCAST, 133, 137, 138, 140, 140, 141, 166, 188, 497
- MPI\_Bcast, 205
- MPI\_BSEND, 42, 50, 300, 319
- MPI\_BSEND\_INIT, 72, 75
- MPI\_BUFFER\_ATTACH, 21, 48, 56
- MPI\_BUFFER\_DETACH, 48, 319
- MPI\_CANCEL, 44, 56, 67, 70, 70, 71, 186, 401, 404, 405
- MPI\_CART\_COORDS, 273, 287, 287, 629
- MPI\_CART\_CREATE, 242, 272–274, 274, 275, 276, 285, 293, 294, 629
- MPI\_CART\_GET, 273, 285, 286, 629
- MPI\_CART\_MAP, 273, 294, 294
- MPI\_CART\_RANK, 273, 286, 286, 629
- MPI\_CART\_SHIFT, 273, 291, 292, 292, 629
- MPI\_CART\_SUB, 273, 293, 293, 294, 630
- MPI\_CARTDIM\_GET, 273, 285, 285, 629
- MPI\_CLOSE\_PORT, 348, 349, 351
- MPI\_COMM\_ACCEPT, 347–349, 349, 350, 357, 358
- MPI\_COMM\_C2F, 526
- MPI\_COMM\_CALL\_ERRHANDLER, 314, 315
- MPI\_COMM\_CLONE, 503
- MPI\_COMM\_COMPARE, 224, 243
- MPI\_COMM\_CONNECT, 310, 350, 350, 357, 358
- MPI\_COMM\_CREATE, 222, 226, 227–230, 273, 626
- MPI\_COMM\_CREATE\_ERRHANDLER, 17, 303, 304, 305, 492, 554
- MPI\_COMM\_CREATE\_KEYVAL, 17, 250, 251, 253, 261, 490, 533, 554, 628
- MPI\_COMM\_DELETE\_ATTR, 17, 250, 253, 254, 255, 261, 492
- MPI\_COMM\_DISCONNECT, 261, 341, 358, 359, 359
- MPI\_COMM\_DUP, 218, 222, 225, 226, 227, 234, 244, 246, 250, 252, 256, 261, 268, 490

- 1 MPI\_COMM\_DUP\_FN, [17](#), [252](#), [252](#), [253](#),  
2 [548](#)
- 3 MPI\_COMM\_F2C, [526](#)
- 4 MPI\_COMM\_FREE, [222](#), [226](#), [233](#), [234](#),  
5 [244](#), [246](#), [253](#), [254](#), [256](#), [261](#), [322](#),  
6 [341](#), [358](#), [359](#), [491](#), [499](#)
- 7 MPI\_COMM\_FREE\_KEYVAL, [17](#), [250](#),  
8 [253](#), [261](#), [491](#)
- 9 MPI\_COMM\_GET\_ATTR, [17](#), [250](#), [254](#),  
10 [255](#), [261](#), [298](#), [491](#), [534](#), [537](#)
- 11 MPI\_COMM\_GET\_ERRHANDLER, [17](#),  
12 [303](#), [305](#), [493](#), [630](#)
- 13 MPI\_COMM\_GET\_NAME, [265](#), [265](#), [266](#),  
14 [629](#)
- 15 MPI\_COMM\_GET\_PARENT, [265](#), [337](#),  
16 [340](#), [340](#), [341](#)
- 17 MPI\_COMM\_GROUP, [14](#), [216](#), [218](#), [218](#),  
18 [222–224](#), [243](#), [303](#), [630](#)
- 19 MPI\_COMM\_JOIN, [359](#), [360](#), [361](#)
- 20 MPI\_COMM\_NULL\_COPY\_FN, [17](#), [252](#),  
21 [252](#), [253](#), [548](#)
- 22 MPI\_COMM\_NULL\_DELETE\_FN, [17](#),  
23 [253](#), [253](#), [548](#)
- 24 MPI\_COMM\_RANK, [223](#), [223](#), [243](#)
- 25 MPI\_COMM\_REMOTE\_GROUP, [244](#)
- 26 MPI\_COMM\_REMOTE\_SIZE, [244](#), [244](#)
- 27 MPI\_COMM\_SET\_ATTR, [17](#), [250](#), [253](#),  
28 [254](#), [261](#), [491](#), [534](#), [537](#)
- 29 MPI\_COMM\_SET\_ERRHANDLER, [17](#),  
30 [303](#), [305](#), [493](#)
- 31 MPI\_COMM\_SET\_NAME, [264](#), [264](#)
- 32 MPI\_COMM\_SIZE, [21](#), [223](#), [223](#), [224](#), [243](#)
- 33 MPI\_COMM\_SPAWN, [323](#), [324](#), [334–336](#),  
34 [336](#), [337](#), [339–344](#), [356](#), [357](#)
- 35 MPI\_COMM\_SPAWN\_MULTIPLE, [324](#),  
36 [334](#), [335](#), [340](#), [341](#), [342](#), [343](#), [357](#)
- 37 MPI\_COMM\_SPLIT, [227](#), [229](#), [229](#), [230](#),  
38 [231](#), [268](#), [273](#), [274](#), [276](#), [293–295](#),  
39 [626](#)
- 40 MPI\_COMM\_SPLIT\_TYPE, [232](#)
- 41 MPI\_COMM\_TEST\_INTER, [242](#), [243](#)
- 42 MPI\_DIMS\_CREATE, [273–275](#), [275](#)
- 43 MPI\_DIST\_GRAPH\_CREATE, [272](#), [273](#),  
44 [278](#), [280](#), [281–283](#), [291](#), [627](#)
- 45 MPI\_Dist\_graph\_create, [281](#)
- 46 MPI\_DIST\_GRAPH\_CREATE\_ADJACENT,  
47 [272](#), [273](#), [278](#), [278](#), [279](#), [282](#), [291](#),  
48 [627](#)
- MPI\_DIST\_GRAPH\_NEIGHBOR\_COUNT,  
[291](#)
- MPI\_DIST\_GRAPH\_NEIGHBORS, [289](#),  
[290](#), [291](#)
- MPI\_DIST\_GRAPH\_NEIGHBORS\_COUNT,  
[289](#), [290](#), [291](#)
- MPI\_DIST\_NEIGHBORS, [273](#), [627](#)
- MPI\_DIST\_NEIGHBORS\_COUNT, [273](#),  
[627](#)
- MPI\_DUP\_FN, [17](#), [252](#), [490](#), [491](#)
- MPI\_ERRHANDLER\_C2F, [527](#)
- MPI\_ERRHANDLER\_CREATE, [17](#), [304](#),  
[492](#)
- MPI\_ERRHANDLER\_F2C, [527](#)
- MPI\_ERRHANDLER\_FREE, [303](#), [308](#),  
[630](#)
- MPI\_ERRHANDLER\_GET, [17](#), [303](#), [305](#),  
[493](#), [630](#)
- MPI\_ERRHANDLER\_SET, [17](#), [305](#), [493](#)
- MPI\_ERROR\_CLASS, [309](#), [311](#), [311](#), [312](#)
- MPI\_ERROR\_STRING, [309](#), [309](#), [312](#), [314](#)
- MPI\_EXSCAN, [134](#), [137](#), [167](#), [174](#), [183](#),  
[183](#), [202](#), [626](#)
- MPI\_FILE\_C2F, [527](#)
- MPI\_FILE\_CALL\_ERRHANDLER, [315](#),  
[315](#)
- MPI\_FILE\_CLOSE, [359](#), [419](#), [421](#), [422](#)
- MPI\_FILE\_CREATE\_ERRHANDLER,  
[303](#), [307](#), [308](#), [555](#)
- MPI\_FILE\_DELETE, [421](#), [422](#), [422](#), [426](#),  
[428](#), [475](#)
- MPI\_FILE\_F2C, [527](#)
- MPI\_FILE\_GET\_AMODE, [425](#), [425](#)
- MPI\_FILE\_GET\_ATOMICITY, [468](#), [468](#)
- MPI\_FILE\_GET\_BYTE\_OFFSET, [438](#),  
[444](#), [444](#), [449](#)
- MPI\_FILE\_GET\_ERRHANDLER, [303](#),  
[308](#), [475](#), [630](#)
- MPI\_FILE\_GET\_GROUP, [425](#), [425](#)
- MPI\_FILE\_GET\_INFO, [427](#), [427](#), [428](#), [631](#)
- MPI\_FILE\_GET\_POSITION, [443](#), [444](#)
- MPI\_FILE\_GET\_POSITION\_SHARED,  
[448](#), [449](#), [449](#), [468](#)
- MPI\_FILE\_GET\_SIZE, [424](#), [424](#), [470](#)
- MPI\_FILE\_GET\_TYPE\_EXTENT, [458](#),  
[459](#), [465](#)
- MPI\_FILE\_GET\_VIEW, [431](#), [431](#), [432](#)



MPI_FILE_IREAD, <a href="#">432</a> , <a href="#">441</a> , <a href="#">442</a> , <a href="#">450</a> , <a href="#">466</a>	MPI_FILE_SET_SIZE, <a href="#">423</a> , <a href="#">423</a> , <a href="#">424</a> , <a href="#">466</a> , <a href="#">469–471</a>	1
MPI_FILE_IREAD_AT, <a href="#">432</a> , <a href="#">437</a> , <a href="#">438</a>	MPI_FILE_SET_VIEW, <a href="#">91</a> , <a href="#">311</a> , <a href="#">420</a> ,	2
MPI_FILE_IREAD_SHARED, <a href="#">432</a> , <a href="#">446</a> , <a href="#">446</a>	<a href="#">426–429</a> , <a href="#">429</a> , <a href="#">430</a> , <a href="#">431</a> , <a href="#">444</a> , <a href="#">449</a> ,	3
MPI_FILE_IWRITE, <a href="#">432</a> , <a href="#">442</a> , <a href="#">443</a>	<a href="#">457</a> , <a href="#">462</a> , <a href="#">470</a> , <a href="#">476</a> , <a href="#">631</a>	4
MPI_FILE_IWRITE_AT, <a href="#">432</a> , <a href="#">438</a> , <a href="#">438</a>	MPI_FILE_SYNC, <a href="#">422</a> , <a href="#">432</a> , <a href="#">466–468</a> , <a href="#">468</a> ,	5
MPI_FILE_IWRITE_SHARED, <a href="#">432</a> , <a href="#">446</a> , <a href="#">447</a>	<a href="#">473</a>	6
MPI_FILE_OPEN, <a href="#">311</a> , <a href="#">412</a> , <a href="#">419</a> , <a href="#">419</a> , <a href="#">420</a> , <a href="#">421</a> , <a href="#">426–428</a> , <a href="#">430</a> , <a href="#">444</a> , <a href="#">469</a> , <a href="#">470</a> , <a href="#">475</a> , <a href="#">476</a>	MPI_FILE_WRITE, <a href="#">432</a> , <a href="#">433</a> , <a href="#">440</a> , <a href="#">441</a> , <a href="#">443</a> , <a href="#">470</a>	7
MPI_FILE_PREALLOCATE, <a href="#">423</a> , <a href="#">423</a> , <a href="#">424</a> , <a href="#">466</a> , <a href="#">470</a> , <a href="#">471</a>	MPI_FILE_WRITE_ALL, <a href="#">432</a> , <a href="#">441</a> , <a href="#">441</a>	8
MPI_FILE_READ, <a href="#">432</a> , <a href="#">439</a> , <a href="#">439</a> , <a href="#">440</a> , <a href="#">442</a> , <a href="#">470</a> , <a href="#">471</a>	MPI_FILE_WRITE_ALL_BEGIN, <a href="#">432</a> , <a href="#">453</a>	9
MPI_FILE_READ_ALL, <a href="#">432</a> , <a href="#">440</a> , <a href="#">440</a> , <a href="#">450</a> , <a href="#">451</a>	MPI_FILE_WRITE_ALL_END, <a href="#">432</a> , <a href="#">454</a>	10
MPI_FILE_READ_ALL_BEGIN, <a href="#">432</a> , <a href="#">450</a> , <a href="#">451</a> , <a href="#">453</a> , <a href="#">466</a>	MPI_FILE_WRITE_AT, <a href="#">432</a> , <a href="#">433</a> , <a href="#">436</a> , <a href="#">436</a> , <a href="#">437</a> , <a href="#">438</a>	11
MPI_FILE_READ_ALL_END, <a href="#">432</a> , <a href="#">450</a> , <a href="#">451</a> , <a href="#">453</a> , <a href="#">466</a>	MPI_FILE_WRITE_AT_ALL, <a href="#">432</a> , <a href="#">437</a> , <a href="#">437</a>	12
MPI_FILE_READ_AT, <a href="#">432</a> , <a href="#">435</a> , <a href="#">435</a> , <a href="#">436</a> , <a href="#">438</a>	MPI_FILE_WRITE_AT_ALL_BEGIN, <a href="#">432</a> , <a href="#">452</a>	13
MPI_FILE_READ_AT_ALL, <a href="#">432</a> , <a href="#">435</a> , <a href="#">436</a>	MPI_FILE_WRITE_AT_ALL_END, <a href="#">432</a> , <a href="#">452</a>	14
MPI_FILE_READ_AT_ALL_BEGIN, <a href="#">432</a> , <a href="#">451</a>	MPI_FILE_WRITE_ORDERED, <a href="#">432</a> ,	15
MPI_FILE_READ_AT_ALL_END, <a href="#">432</a> , <a href="#">451</a>	<a href="#">447</a> , <a href="#">448</a> , <a href="#">448</a>	16
MPI_FILE_READ_ORDERED, <a href="#">432</a> , <a href="#">447</a> , <a href="#">448</a>	MPI_FILE_WRITE_ORDERED_BEGIN, <a href="#">432</a> , <a href="#">455</a>	17
MPI_FILE_READ_ORDERED_BEGIN, <a href="#">432</a> , <a href="#">454</a>	MPI_FILE_WRITE_ORDERED_END, <a href="#">432</a> , <a href="#">455</a>	18
MPI_FILE_READ_ORDERED_END, <a href="#">432</a> , <a href="#">455</a>	MPI_FILE_WRITE_SHARED, <a href="#">432</a> , <a href="#">433</a> , <a href="#">445</a> , <a href="#">446–448</a>	19
MPI_FILE_READ_SHARED, <a href="#">432</a> , <a href="#">445</a> , <a href="#">445</a> , <a href="#">446</a> , <a href="#">448</a>	MPI_FINALIZE, <a href="#">14</a> , <a href="#">24</a> , <a href="#">298</a> , <a href="#">317</a> ,	20
MPI_FILE_SEEK, <a href="#">443</a> , <a href="#">443</a> , <a href="#">444</a>	<a href="#">318–322</a> , <a href="#">358</a> , <a href="#">359</a> , <a href="#">411</a> , <a href="#">419</a> , <a href="#">526</a> , <a href="#">530</a> , <a href="#">630</a>	21
MPI_FILE_SEEK_SHARED, <a href="#">448</a> , <a href="#">448</a> , <a href="#">449</a> , <a href="#">468</a>	MPI_FINALIZED, <a href="#">20</a> , <a href="#">317</a> , <a href="#">320</a> , <a href="#">322</a> , <a href="#">322</a> , <a href="#">526</a>	22
MPI_FILE_SET_ATOMICITY, <a href="#">421</a> , <a href="#">467</a> , <a href="#">467</a>	MPI_FREE_MEM, <a href="#">301</a> , <a href="#">301</a> , <a href="#">310</a>	23
MPI_FILE_SET_ERRHANDLER, <a href="#">303</a> , <a href="#">308</a> , <a href="#">475</a>	MPI_GATHER, <a href="#">133</a> , <a href="#">136–138</a> , <a href="#">141</a> , <a href="#">143</a> , <a href="#">144</a> , <a href="#">151</a> , <a href="#">152</a> , <a href="#">157</a> , <a href="#">166</a> , <a href="#">190</a>	24
MPI_FILE_SET_INFO, <a href="#">426</a> , <a href="#">426</a> , <a href="#">427</a> , <a href="#">428</a> , <a href="#">631</a>	MPI_GATHERV, <a href="#">133</a> , <a href="#">137</a> , <a href="#">138</a> , <a href="#">143</a> , <a href="#">143</a> , <a href="#">144</a> , <a href="#">145</a> , <a href="#">153</a> , <a href="#">159</a> , <a href="#">190</a>	25
	MPI_GET, <a href="#">363</a> , <a href="#">367</a> , <a href="#">370</a> , <a href="#">375</a> , <a href="#">396</a> , <a href="#">397</a> , <a href="#">631</a>	26
	MPI_GET_ADDRESS, <a href="#">17</a> , <a href="#">81</a> , <a href="#">96</a> , <a href="#">96</a> , <a href="#">97</a> , <a href="#">106</a> , <a href="#">489</a> , <a href="#">512–514</a> , <a href="#">531</a> , <a href="#">532</a>	27
	MPI_GET_COUNT, <a href="#">16</a> , <a href="#">34</a> , <a href="#">34</a> , <a href="#">35</a> , <a href="#">55</a> , <a href="#">104</a> , <a href="#">105</a> , <a href="#">409</a> , <a href="#">434</a> , <a href="#">628</a>	28
	MPI_GET_ELEMENTS, <a href="#">16</a> , <a href="#">55</a> , <a href="#">104</a> , <a href="#">104</a> , <a href="#">105</a> , <a href="#">409</a> , <a href="#">434</a>	29
	MPI_GET_ELEMENTS_X, <a href="#">409</a>	30

- 1 MPI\_GET\_PROCESSOR\_NAME, [299](#),  
2 [300](#), [630](#)
- 3 MPI\_GET\_VERSION, [297](#), [298](#), [317](#), [320](#)
- 4 MPI\_GRAPH\_CREATE, [272](#), [273](#), [276](#),  
5 [276](#), [282](#), [284](#), [285](#), [288](#), [295](#), [629](#)
- 6 MPI\_GRAPH\_GET, [273](#), [284](#), [285](#)
- 7 MPI\_GRAPH\_MAP, [273](#), [295](#), [295](#)
- 8 MPI\_GRAPH\_NEIGHBORS, [273](#), [287](#),  
9 [288](#), [627](#)
- 10 MPI\_GRAPH\_NEIGHBORS\_COUNT,  
11 [273](#), [287](#), [288](#), [627](#)
- 12 MPI\_GRAPHDIMS\_GET, [273](#), [284](#), [284](#)
- 13 MPI\_GREQUEST\_COMPLETE, [402](#)–[405](#),  
14 [405](#)
- 15 MPI\_GREQUEST\_START, [402](#), [402](#), [555](#),  
16 [627](#)
- 17 MPI\_GROUP\_C2F, [527](#)
- 18 MPI\_GROUP\_COMPARE, [217](#), [220](#)
- 19 MPI\_GROUP\_DIFFERENCE, [219](#)
- 20 MPI\_GROUP\_EXCL, [220](#), [220](#), [222](#)
- 21 MPI\_GROUP\_F2C, [527](#)
- 22 MPI\_GROUP\_FREE, [222](#), [222](#), [223](#), [224](#),  
23 [303](#), [630](#)
- 24 MPI\_GROUP\_INCL, [220](#), [220](#), [221](#)
- 25 MPI\_GROUP\_INTERSECTION, [219](#)
- 26 MPI\_GROUP\_RANGE\_EXCL, [221](#), [222](#)
- 27 MPI\_GROUP\_RANGE\_INCL, [221](#), [221](#)
- 28 MPI\_GROUP\_RANK, [216](#), [224](#)
- 29 MPI\_GROUP\_SIZE, [216](#), [223](#)
- 30 MPI\_GROUP\_TRANSLATE\_RANKS,  
31 [217](#), [217](#), [628](#)
- 32 MPI\_GROUP\_UNION, [218](#)
- 33 MPI\_IALLGATHER, [133](#), [137](#), [138](#), [193](#)
- 34 MPI\_IALLGATHERV, [133](#), [137](#), [138](#), [194](#)
- 35 MPI\_IALLREDUCE, [133](#), [137](#), [138](#), [199](#)
- 36 MPI\_IALLTOALL, [133](#), [137](#), [138](#), [195](#)
- 37 MPI\_IALLTOALLV, [133](#), [137](#), [138](#), [196](#)
- 38 MPI\_IALLTOALLW, [133](#), [137](#), [138](#), [197](#)
- 39 MPI\_IBARRIER, [133](#), [137](#), [138](#), [186](#), [187](#),  
40 [188](#)
- 41 MPI\_Ibarrier, [205](#)
- 42 MPI\_IBCAST, [133](#), [137](#), [138](#), [188](#), [188](#), [209](#)
- 43 MPI\_IBSEND, [52](#), [56](#), [75](#)
- 44 MPI\_IEXSCAN, [134](#), [137](#), [201](#)
- 45 MPI\_IGATHER, [137](#), [138](#), [189](#)
- 46 MPI\_IGATHERV, [137](#), [138](#), [190](#)
- 47 MPI\_INFO\_C2F, [527](#)
- 48 MPI\_INFO\_CREATE, [328](#), [328](#)
- MPI\_INFO\_DELETE, [310](#), [328](#), [329](#), [330](#)
- MPI\_INFO\_DUP, [331](#), [331](#)
- MPI\_INFO\_F2C, [527](#)
- MPI\_INFO\_FREE, [331](#), [427](#)
- MPI\_INFO\_GET, [327](#), [329](#), [630](#)
- MPI\_INFO\_GET\_NKEYS, [327](#), [330](#), [330](#),  
630
- MPI\_INFO\_GET\_NTHKEY, [327](#), [330](#),  
630
- MPI\_INFO\_GET\_VALUELEN, [327](#), [329](#),  
630
- MPI\_INFO\_SET, [328](#), [328](#), [329](#), [330](#)
- MPI\_INIT, [14](#), [24](#), [215](#), [298](#), [317](#), [317](#),  
320–322, [337](#)–[340](#), [356](#), [357](#),  
413–415, [483](#), [526](#), [530](#), [625](#), [627](#)
- MPI\_INIT\_THREAD, [215](#), [317](#), [322](#), [413](#),  
414, [415](#), [526](#), [627](#)
- MPI\_INITIALIZED, [317](#), [320](#), [320](#), [321](#),  
322, [415](#), [526](#)
- MPI\_INTERCOMM\_CREATE, [225](#), [244](#),  
245, [246](#)
- MPI\_INTERCOMM\_MERGE, [241](#),  
244–246, [246](#)
- MPI\_IPROBE, [35](#), [67](#), [67](#), [68](#), [69](#), [411](#)
- MPI\_Irecv, [54](#), [511](#), [513](#), [514](#)
- MPI\_IREDUCE, [133](#), [137](#), [138](#), [198](#), [198](#)
- MPI\_IREDUCE\_SCATTER, [133](#), [137](#),  
138, [200](#)
- MPI\_IREDUCE\_SCATTER\_BLOCK,  
133, [137](#), [138](#), [199](#)
- MPI\_IRSEND, [54](#)
- MPI\_IS\_THREAD\_MAIN, [413](#), [415](#)
- MPI\_ISCAN, [134](#), [137](#), [201](#)
- MPI\_ISCATTER, [133](#), [137](#), [138](#), [191](#)
- MPI\_ISCATTERV, [133](#), [137](#), [138](#), [192](#)
- MPI\_ISEND, [11](#), [52](#), [75](#), [318](#), [511](#)
- MPI\_ISSEND, [53](#)
- MPI\_KEYVAL\_CREATE, [17](#), [251](#), [253](#),  
490, [491](#), [556](#)
- MPI\_KEYVAL\_FREE, [17](#), [254](#), [261](#), [491](#)
- MPI\_LOOKUP\_NAME, [310](#), [347](#), [351](#),  
353, [353](#)
- MPI\_NULL\_COPY\_FN, [17](#), [252](#), [490](#), [491](#)
- MPI\_NULL\_DELETE\_FN, [17](#), [253](#), [491](#)
- MPI\_OP\_C2F, [527](#)
- MPI\_OP\_COMMUTATIVE, [179](#), [626](#)
- MPI\_OP\_CREATE, [173](#), [174](#), [176](#), [553](#)
- MPI\_OP\_F2C, [527](#)

MPI_OP_FREE, <a href="#">176</a>	MPI_Send, <a href="#">206</a>	1
MPI_OPEN_PORT, <a href="#">347</a> , <a href="#">348</a> , <a href="#">348</a> , <a href="#">349–351</a> , <a href="#">353</a>	MPI_SEND_INIT, <a href="#">72</a> , <a href="#">75</a>	2
MPI_PACK, <a href="#">50</a> , <a href="#">123</a> , <a href="#">126</a> , <a href="#">129</a> , <a href="#">460</a> , <a href="#">463</a>	MPI_SENDRECV, <a href="#">76</a> , <a href="#">291</a>	3
MPI_PACK_EXTERNAL, <a href="#">7</a> , <a href="#">129</a> , <a href="#">130</a> , <a href="#">521</a> , <a href="#">628</a>	MPI_SENDRECV_REPLACE, <a href="#">77</a>	4
MPI_PACK_EXTERNAL_SIZE, <a href="#">131</a>	MPI_SIZEOF, <a href="#">516</a> , <a href="#">522</a> , <a href="#">523</a>	5
MPI_PACK_SIZE, <a href="#">50</a> , <a href="#">126</a> , <a href="#">126</a>	MPI_SSEND, <a href="#">42</a>	6
MPI_PCONTROL, <a href="#">481</a> , <a href="#">483</a> , <a href="#">483</a>	MPI_SSEND_INIT, <a href="#">73</a>	7
MPI_PROBE, <a href="#">33</a> , <a href="#">35</a> , <a href="#">36</a> , <a href="#">67</a> , <a href="#">68</a> , <a href="#">68</a> , <a href="#">69</a> , <a href="#">70</a> , <a href="#">411</a>	MPI_START, <a href="#">74</a> , <a href="#">74</a> , <a href="#">75</a> , <a href="#">76</a>	8
MPI_PUBLISH_NAME, <a href="#">347</a> , <a href="#">351</a> , <a href="#">351</a> , <a href="#">352</a> , <a href="#">353</a>	MPI_STARTALL, <a href="#">75</a> , <a href="#">75</a>	9
MPI_PUT, <a href="#">363</a> , <a href="#">367</a> , <a href="#">368</a> , <a href="#">370</a> , <a href="#">374</a> , <a href="#">375</a> , <a href="#">382</a> , <a href="#">386</a> , <a href="#">388</a> , <a href="#">396</a> , <a href="#">631</a>	MPI_STATUS_C2F, <a href="#">530</a>	10
MPI_QUERY_THREAD, <a href="#">415</a> , <a href="#">415</a>	MPI_STATUS_F2C, <a href="#">529</a>	11
MPI_RECV, <a href="#">28</a> , <a href="#">32</a> , <a href="#">34–36</a> , <a href="#">68</a> , <a href="#">70</a> , <a href="#">80</a> , <a href="#">103</a> , <a href="#">104</a> , <a href="#">124</a> , <a href="#">134</a> , <a href="#">142</a> , <a href="#">409</a> , <a href="#">472</a> , <a href="#">497</a> , <a href="#">513–515</a>	MPI_STATUS_SET_CANCELLED, <a href="#">409</a>	12
MPI_Recv, <a href="#">206</a>	MPI_STATUS_SET_ELEMENTS, <a href="#">408</a> , <a href="#">409</a>	13
MPI_RECV_INIT, <a href="#">74</a> , <a href="#">74</a>	MPI_STATUS_SET_ELEMENTS_X, <a href="#">408</a> , <a href="#">409</a>	14
MPI_REDUCE, <a href="#">133</a> , <a href="#">137</a> , <a href="#">138</a> , <a href="#">165</a> , <a href="#">165</a> , <a href="#">166</a> , <a href="#">167</a> , <a href="#">174–176</a> , <a href="#">178</a> , <a href="#">180</a> , <a href="#">182</a> , <a href="#">183</a> , <a href="#">198</a> , <a href="#">374</a> , <a href="#">627</a>	MPI_TEST, <a href="#">11</a> , <a href="#">36</a> , <a href="#">55</a> , <a href="#">56</a> , <a href="#">57–59</a> , <a href="#">61</a> , <a href="#">70</a> , <a href="#">75</a> , <a href="#">318</a> , <a href="#">405</a> , <a href="#">433</a> , <a href="#">434</a>	15
MPI_REDUCE_LOCAL, <a href="#">166</a> , <a href="#">179</a> , <a href="#">626</a>	MPI_TEST_CANCELLED, <a href="#">55–57</a> , <a href="#">71</a> , <a href="#">71</a> , <a href="#">403</a> , <a href="#">409</a> , <a href="#">434</a>	16
MPI_REDUCE_SCATTER, <a href="#">133</a> , <a href="#">137</a> , <a href="#">138</a> , <a href="#">167</a> , <a href="#">174</a> , <a href="#">181</a> , <a href="#">181</a> , <a href="#">182</a> , <a href="#">200</a>	MPI_TESTALL, <a href="#">59</a> , <a href="#">62</a> , <a href="#">63</a> , <a href="#">403</a> , <a href="#">404</a> , <a href="#">408</a> , <a href="#">411</a>	17
MPI_REDUCE_SCATTER_BLOCK, <a href="#">133</a> , <a href="#">137</a> , <a href="#">138</a> , <a href="#">180</a> , <a href="#">180</a> , <a href="#">181</a> , <a href="#">200</a> , <a href="#">626</a>	MPI_TESTANY, <a href="#">55</a> , <a href="#">59</a> , <a href="#">61</a> , <a href="#">61</a> , <a href="#">65</a> , <a href="#">403</a> , <a href="#">404</a> , <a href="#">408</a> , <a href="#">411</a>	18
MPI_REGISTER_DATAREP, <a href="#">311</a> , <a href="#">462</a> , <a href="#">462</a> , <a href="#">463</a> , <a href="#">464</a> , <a href="#">476</a> , <a href="#">555</a>	MPI_TESTSOME, <a href="#">60</a> , <a href="#">64</a> , <a href="#">65</a> , <a href="#">403</a> , <a href="#">404</a> , <a href="#">408</a> , <a href="#">411</a>	19
MPI_REQUEST_C2F, <a href="#">527</a>	MPI_THREAD_ATTACH, <a href="#">416</a> , <a href="#">416</a>	20
MPI_REQUEST_F2C, <a href="#">527</a>	MPI_TOPO_TEST, <a href="#">273</a> , <a href="#">284</a> , <a href="#">284</a>	21
MPI_REQUEST_FREE, <a href="#">21</a> , <a href="#">57</a> , <a href="#">58</a> , <a href="#">70</a> , <a href="#">75</a> , <a href="#">186</a> , <a href="#">318</a> , <a href="#">404</a> , <a href="#">405</a> , <a href="#">626</a>	MPI_TYPE_C2F, <a href="#">527</a>	22
MPI_REQUEST_GET_STATUS, <a href="#">36</a> , <a href="#">66</a> , <a href="#">67</a> , <a href="#">403</a> , <a href="#">626</a>	MPI_TYPE_COMMIT, <a href="#">101</a> , <a href="#">101</a> , <a href="#">527</a>	23
MPI_RSEND, <a href="#">43</a>	MPI_TYPE_CONTIGUOUS, <a href="#">12</a> , <a href="#">81</a> , <a href="#">81</a> , <a href="#">83</a> , <a href="#">98</a> , <a href="#">108</a> , <a href="#">418</a> , <a href="#">458</a>	24
MPI_RSEND_INIT, <a href="#">73</a>	MPI_TYPE_CREATE_DARRAY, <a href="#">12</a> , <a href="#">35</a> , <a href="#">92</a> , <a href="#">92</a> , <a href="#">108</a>	25
MPI_SCAN, <a href="#">134</a> , <a href="#">137</a> , <a href="#">167</a> , <a href="#">174</a> , <a href="#">182</a> , <a href="#">183</a> , <a href="#">184</a> , <a href="#">201</a>	MPI_TYPE_CREATE_F90_COMPLEX, <a href="#">12</a> , <a href="#">108</a> , <a href="#">110</a> , <a href="#">168</a> , <a href="#">460</a> , <a href="#">502</a> , <a href="#">516</a> , <a href="#">519</a> , <a href="#">520</a> , <a href="#">521</a>	26
MPI_SCATTER, <a href="#">133</a> , <a href="#">137</a> , <a href="#">138</a> , <a href="#">151</a> , <a href="#">151</a> , <a href="#">153</a> , <a href="#">154</a> , <a href="#">180</a> , <a href="#">191</a>	MPI_TYPE_CREATE_F90_INTEGER, <a href="#">12</a> , <a href="#">108</a> , <a href="#">110</a> , <a href="#">167</a> , <a href="#">460</a> , <a href="#">502</a> , <a href="#">516</a> , <a href="#">519</a> , <a href="#">520</a> , <a href="#">521</a>	27
MPI_SCATTERV, <a href="#">133</a> , <a href="#">137</a> , <a href="#">138</a> , <a href="#">153</a> , <a href="#">153</a> , <a href="#">154</a> , <a href="#">182</a> , <a href="#">192</a>	MPI_TYPE_CREATE_F90_REAL, <a href="#">12</a> , <a href="#">108</a> , <a href="#">110</a> , <a href="#">167</a> , <a href="#">460</a> , <a href="#">502</a> , <a href="#">516</a> , <a href="#">518</a> , <a href="#">519–521</a> , <a href="#">626</a>	28
MPI_SEND, <a href="#">27</a> , <a href="#">28</a> , <a href="#">29</a> , <a href="#">35</a> , <a href="#">38</a> , <a href="#">80</a> , <a href="#">103</a> , <a href="#">124</a> , <a href="#">295</a> , <a href="#">420</a> , <a href="#">472</a> , <a href="#">483</a> , <a href="#">497</a> , <a href="#">510</a> , <a href="#">513</a>	MPI_TYPE_CREATE_HINDEXED, <a href="#">12</a> , <a href="#">17</a> , <a href="#">81</a> , <a href="#">86</a> , <a href="#">86</a> , <a href="#">88</a> , <a href="#">89</a> , <a href="#">108</a> , <a href="#">487</a>	29
	MPI_TYPE_CREATE_HVECTOR, <a href="#">12</a> , <a href="#">17</a> , <a href="#">81</a> , <a href="#">83</a> , <a href="#">83</a> , <a href="#">108</a> , <a href="#">487</a>	30
		31
		32
		33
		34
		35
		36
		37
		38
		39
		40
		41
		42
		43
		44
		45
		46
		47
		48

- 1 MPI\_TYPE\_CREATE\_INDEXED\_BLOCK, MPI\_TYPE\_VECTOR, [12](#), [82](#), [82](#), [83](#), [86](#),  
2 [12](#), [87](#), [108](#)  
3 MPI\_TYPE\_CREATE\_KEYVAL, [250](#), MPI\_UNPACK, [124](#), [124](#), [125](#), [129](#), [463](#)  
4 [259](#), [261](#), [533](#), [554](#), [628](#) MPI\_UNPACK\_EXTERNAL, [7](#), [130](#), [521](#)  
5 MPI\_TYPE\_CREATE\_RESIZED, [17](#), [99](#), MPI\_UNPUBLISH\_NAME, [310](#), [352](#), [352](#)  
6 [108](#), [458](#) MPI\_WAIT, [34](#), [36](#), [55](#), [56](#), [56](#), [57–60](#), [62](#),  
7 MPI\_TYPE\_CREATE\_STRUCT, [12](#), [17](#), [70](#), [75](#), [186](#), [318](#), [401](#), [405](#), [411](#),  
8 [81](#), [88](#), [89](#), [108](#), [164](#), [488](#) [433](#), [434](#), [450](#), [466](#), [467](#), [514](#), [515](#)  
9 MPI\_TYPE\_CREATE\_SUBARRAY, [12](#), MPI\_Wait, [206](#)  
10 [14](#), [89](#), [91](#), [93](#), [108](#) MPI\_WAITALL, [59](#), [61](#), [62](#), [63](#), [186](#), [403](#),  
11 MPI\_TYPE\_DELETE\_ATTR, [250](#), [261](#), [404](#), [408](#), [411](#), [505](#)  
12 [261](#) MPI\_WAITANY, [44](#), [55](#), [59](#), [60](#), [60](#), [65](#),  
13 MPI\_TYPE\_DUP, [12](#), [102](#), [103](#), [108](#) [403](#), [404](#), [408](#), [411](#)  
14 MPI\_TYPE\_DUP\_FN, [259](#), [259](#), [548](#) MPI\_WAITSOME, [60](#), [63](#), [64–66](#), [403](#),  
15 MPI\_TYPE\_EXTENT, [17](#), [99](#), [489](#), [533](#) [404](#), [408](#), [411](#)  
16 MPI\_TYPE\_F2C, [527](#) MPI\_WIN\_C2F, [527](#)  
17 MPI\_TYPE\_FREE, [102](#), [110](#), [260](#) MPI\_WIN\_CALL\_ERRHANDLER, [314](#),  
18 MPI\_TYPE\_FREE\_KEYVAL, [250](#), [260](#), [315](#)  
19 [261](#) MPI\_WIN\_COMPLETE, [366](#), [376](#), [381](#),  
20 MPI\_TYPE\_GET\_ATTR, [250](#), [261](#), [261](#), [381](#), [382–384](#), [392](#), [396](#)  
21 [534](#) MPI\_WIN\_CREATE, [364](#), [365](#), [391](#), [412](#)  
22 MPI\_TYPE\_GET\_CONTENTS, [107](#), [109](#), MPI\_WIN\_CREATE\_ERRHANDLER,  
23 [110](#), [111](#) [303](#), [306](#), [306](#), [555](#)  
24 MPI\_TYPE\_GET\_ENVELOPE, [107](#), [107](#), MPI\_WIN\_CREATE\_KEYVAL, [250](#), [256](#),  
25 [110](#), [111](#), [520](#) [261](#), [533](#), [554](#), [628](#)  
26 MPI\_TYPE\_GET\_EXTENT, [17](#), [99](#), [101](#), MPI\_WIN\_DELETE\_ATTR, [250](#), [258](#),  
27 [489](#), [523](#), [530](#), [533](#) [261](#)  
28 MPI\_TYPE\_GET\_NAME, [266](#) MPI\_WIN\_DUP\_FN, [256](#), [256](#), [548](#)  
29 MPI\_TYPE\_GET\_TRUE\_EXTENT, [100](#) MPI\_WIN\_F2C, [527](#)  
30 MPI\_TYPE\_HINDEXED, [17](#), [86](#), [108](#), MPI\_WIN\_FENCE, [366](#), [376](#), [380](#), [380](#),  
31 [488](#), [533](#) [387](#), [392–394](#), [397](#)  
32 MPI\_TYPE\_HVECTOR, [17](#), [84](#), [108](#), [487](#), MPI\_WIN\_FREE, [257](#), [359](#), [365](#), [366](#)  
33 [533](#) MPI\_WIN\_FREE\_KEYVAL, [250](#), [257](#), [261](#)  
34 MPI\_TYPE\_INDEXED, [12](#), [84](#), [85](#), [85](#), [86](#), MPI\_WIN\_GET\_ATTR, [250](#), [258](#), [261](#),  
35 [87](#), [108](#) [366](#), [534](#), [537](#)  
36 MPI\_TYPE\_LB, [17](#), [99](#), [489](#) MPI\_WIN\_GET\_ERRHANDLER, [303](#),  
37 MPI\_TYPE\_MATCH\_SIZE, [516](#), [522](#), [523](#) [307](#), [630](#)  
38 MPI\_TYPE\_NULL\_COPY\_FN, [259](#), [259](#), MPI\_WIN\_GET\_GROUP, [366](#), [367](#)  
39 [548](#) MPI\_WIN\_GET\_NAME, [267](#)  
40 MPI\_TYPE\_NULL\_DELETE\_FN, [259](#), MPI\_WIN\_LOCK, [300](#), [365](#), [376](#), [385](#), [385](#),  
41 [548](#) [386](#), [387](#), [393](#)  
42 MPI\_TYPE\_SET\_ATTR, [250](#), [260](#), [261](#), MPI\_WIN\_NULL\_COPY\_FN, [256](#), [256](#),  
43 [534](#), [537](#) [548](#)  
44 MPI\_TYPE\_SET\_NAME, [266](#) MPI\_WIN\_NULL\_DELETE\_FN, [256](#), [548](#)  
45 MPI\_TYPE\_SIZE, [97](#), [97](#), [483](#) MPI\_WIN\_POST, [366](#), [376](#), [381](#), [382](#), [382](#),  
46 MPI\_TYPE\_STRUCT, [17](#), [88](#), [98](#), [108](#), [383–385](#), [387](#), [393](#), [396](#), [397](#)  
47 [488](#), [533](#) MPI\_WIN\_SET\_ATTR, [250](#), [258](#), [261](#),  
48 MPI\_TYPE\_UB, [17](#), [99](#), [490](#), [533](#) [534](#), [537](#)

MPI_WIN_SET_ERRHANDLER, <a href="#">303</a> , <a href="#">306</a>	1 2
MPI_WIN_SET_NAME, <a href="#">267</a>	3
MPI_WIN_START, <a href="#">376</a> , <a href="#">381</a> , <a href="#">381</a> , <a href="#">382</a> , <a href="#">384</a> , <a href="#">387</a> , <a href="#">391</a> , <a href="#">396</a>	4 5
MPI_WIN_TEST, <a href="#">383</a> , <a href="#">383</a>	6
MPI_WIN_UNLOCK, <a href="#">300</a> , <a href="#">376</a> , <a href="#">385</a> , <a href="#">386</a> , <a href="#">392-394</a>	7 8
MPI_WIN_WAIT, <a href="#">366</a> , <a href="#">376</a> , <a href="#">382</a> , <a href="#">382</a> , <a href="#">383-385</a> , <a href="#">392-394</a> , <a href="#">396</a> , <a href="#">397</a>	9 10
MPI_WTICK, <a href="#">21</a> , <a href="#">316</a> , <a href="#">316</a>	11
MPI_WTIME, <a href="#">21</a> , <a href="#">299</a> , <a href="#">316</a> , <a href="#">316</a> , <a href="#">483</a>	12
mpiexec, <a href="#">317</a> , <a href="#">321</a> , <a href="#">323</a> , <a href="#">323</a> , <a href="#">414</a>	13
mpirun, <a href="#">323</a>	14
PMPI_, <a href="#">481</a>	15 16
PMPI_WTICK, <a href="#">21</a>	17
PMPI_WTIME, <a href="#">21</a>	18 19 20 21 22 23 24 25 26 27 28 29 30 31 32 33 34 35 36 37 38 39 40 41 42 43 44 45 46 47 48