

MPI: A Message-Passing Interface Standard

Message Passing Interface Forum

ADD (source:MPI-1.2-review-Rolf-2008.03.13): *Version 1.3*

March 14, 2008

This work was supported in part by ARPA and NSF under grant ASC-9310330, the National Science Foundation Science and Technology Center Cooperative Agreement No. CCR-8809615, and by the Commission of the European Community through Esprit project P6643.

Version 1.3: XXX, 2008. This document combines the previous documents MPI 1.1 (June 12, 1995) and the MPI 1.2 Chapter in MPI-2 (July 18, 1997). Additional errata collected by the MPI Forum referring to MPI 1.1 and MPI 1.2 are also included in this document.

Version 1.2: July, 18 1997. The MPI-2 Forum introduced MPI 1.2 as Chap.3 in the standard "MPI-2: Extensions to the Message-Passing Interface", July 18, 1997. This section contains clarifications and minor corrections to Version 1.1 of the MPI Standard. The only new function in MPI-1.2 is one for identifying to which version of the MPI Standard the implementation conforms. There are small differences between MPI-1 and MPI-1.1. There are very few differences between MPI-1.1 and MPI-1.2, but large differences between MPI-1.2 and MPI-2.

Version 1.1: June, 1995. Beginning in March, 1995, the Message Passing Interface Forum reconvened to correct errors and make clarifications in the MPI document of May 5, 1994, referred to below as Version 1.0. These discussions resulted in Version 1.1, which is this document. The changes from Version 1.0 are minor. A version of this document with all changes marked is available. This paragraph is an example of a change.

Version 1.0: **CHANGE (source:Errata for MPI-1.1, p. 1, l. 21-25):June INTO: May, 1994.** The Message Passing Interface Forum (MPIF), with participation from over 40 organizations, has been meeting since January 1993 to discuss and define a set of library interface standards for message passing. MPIF is not sanctioned or supported by any official standards organization.

The goal of the Message Passing Interface, simply stated, is to develop a widely used standard for writing message-passing programs. As such the interface should establish a practical, portable, efficient, and flexible standard for message passing.

This is the final report, Version 1.0, of the Message Passing Interface Forum. This document contains all the technical features proposed for the interface. This copy of the draft was processed by L^AT_EX on **CHANGE (source:Errata for MPI-1.1, p. 1, l. 27-30):March 14, 2008/June 12, 1995 INTO: May 5, 1994**

Please send comments on MPI to mpi-comments@cs.utk.edu. Your comment will be forwarded to MPIF committee members who will attempt to respond.

©1993, 1994, 1995**ADD (source:MPI-1.2-review-Rolf-2008.03.13): , 2008** University of Tennessee, Knoxville, Tennessee. Permission to copy without fee all or part of this material is granted, provided the University of Tennessee copyright notice and the title of this document appear, and notice is given that copying is by permission of the University of Tennessee.

1
2
3
4
5
6
7
8
9
10
11
12
13
14
15
16
17
18
19
20
21
22
23
24
25
26
27
28
29
30
31
32
33
34
35
36
37
38
39
40
41
42
43
44
45
46
47
48

Contents

Acknowledgments	vii
1 Introduction to MPI	1
1.1 Overview and Goals	1
1.2 Who Should Use This Standard?	2
1.3 What Platforms Are Targets For Implementation?	3
1.4 What Is Included In The Standard?	3
1.5 What Is Not Included In The Standard?	3
1.6 Organization of this Document	4
2 MPI Terms and Conventions	6
2.1 Document Notation	6
2.2 Procedure Specification	6
2.3 Semantic Terms	7
2.4 Data Types	8
2.4.1 Opaque objects	8
2.4.2 Array arguments	9
2.4.3 State	9
2.4.4 Named constants	9
2.4.5 Choice	10
2.4.6 Addresses	10
2.5 Language Binding	10
2.5.1 Fortran 77 Binding Issues	11
2.5.2 C Binding Issues	12
2.6 Processes	12
2.7 Error Handling	13
2.8 Implementation issues	14
2.8.1 Independence of Basic Runtime Routines	14
2.8.2 Interaction with signals in POSIX	15
2.9 Examples	15
3 Point-to-Point Communication	16
3.1 Introduction	16
3.2 Blocking Send and Receive Operations	17
3.2.1 Blocking send	17
3.2.2 Message data	18
3.2.3 Message envelope	19

3.2.4	Blocking receive	20	1
3.2.5	Return status	21	2
3.3	Data type matching and data conversion	23	3
3.3.1	Type matching rules	23	4
3.3.2	Data conversion	26	5
3.4	Communication Modes	27	6
3.5	Semantics of point-to-point communication	31	7
3.6	Buffer allocation and usage	34	8
3.6.1	Model implementation of buffered mode	36	9
3.7	Nonblocking communication	37	10
3.7.1	Communication Objects	38	11
3.7.2	Communication initiation	38	12
3.7.3	Communication Completion	41	13
3.7.4	Semantics of Nonblocking Communications	45	14
3.7.5	Multiple Completions	46	15
3.8	Probe and Cancel	52	16
3.9	Persistent communication requests	56	17
3.10	Send-receive	60	18
3.11	Null processes	62	19
3.12	Derived datatypes	63	20
3.12.1	Datatype constructors	64	21
3.12.2	Address and extent functions	71	22
3.12.3	Lower-bound and upper-bound markers	73	23
3.12.4	Commit and free	74	24
3.12.5	Use of general datatypes in communication	76	25
3.12.6	Correct use of addresses	78	26
3.12.7	Examples	79	27
3.13	Pack and unpack	87	28
			29
4	Collective Communication	94	30
4.1	Introduction and Overview	94	31
4.2	Communicator argument	97	32
4.3	Barrier synchronization	97	33
4.4	Broadcast	97	34
4.4.1	Example using MPI_BCAST	98	35
4.5	Gather	98	36
4.5.1	Examples using MPI_GATHER, MPI_GATHERV	101	37
4.6	Scatter	107	38
4.6.1	Examples using MPI_SCATTER, MPI_SCATTERV	109	39
4.7	Gather-to-all	112	40
4.7.1	Examples using MPI_ALLGATHER, MPI_ALLGATHERV	113	41
4.8	All-to-All Scatter/Gather	114	42
4.9	Global Reduction Operations	116	43
4.9.1	Reduce	116	44
4.9.2	Predefined reduce operations	117	45
4.9.3	MINLOC and MAXLOC	119	46
4.9.4	User-Defined Operations	123	47
4.9.5	All-Reduce	127	48

1	4.10 Reduce-Scatter	128
2	4.11 Scan	129
3	4.11.1 Example using MPI_SCAN	129
4	4.12 Correctness	131
5		
6	5 Groups, Contexts, and Communicators	135
7	5.1 Introduction	135
8	5.1.1 Features Needed to Support Libraries	135
9	5.1.2 MPI's Support for Libraries	136
10	5.2 Basic Concepts	138
11	5.2.1 Groups	138
12	5.2.2 Contexts	138
13	5.2.3 Intra-Communicators	139
14	5.2.4 Predefined Intra-Communicators	139
15	5.3 Group Management	140
16	5.3.1 Group Accessors	140
17	5.3.2 Group Constructors	141
18	5.3.3 Group Destructors	146
19	5.4 Communicator Management	146
20	5.4.1 Communicator Accessors	146
21	5.4.2 Communicator Constructors	148
22	5.4.3 Communicator Destructors	151
23	5.5 Motivating Examples	151
24	5.5.1 Current Practice #1	151
25	5.5.2 Current Practice #2	152
26	5.5.3 (Approximate) Current Practice #3	153
27	5.5.4 Example #4	153
28	5.5.5 Library Example #1	154
29	5.5.6 Library Example #2	156
30	5.6 Inter-Communication	158
31	5.6.1 Inter-communicator Accessors	160
32	5.6.2 Inter-communicator Operations	161
33	5.6.3 Inter-Communication Examples	163
34	5.7 Caching	170
35	5.7.1 Functionality	171
36	5.7.2 Attributes Example	175
37	5.8 Formalizing the Loosely Synchronous Model	177
38	5.8.1 Basic Statements	177
39	5.8.2 Models of Execution	177
40		
41	6 Process Topologies	180
42	6.1 Introduction	180
43	6.2 Virtual Topologies	181
44	6.3 Embedding in MPI	181
45	6.4 Overview of the Functions	182
46	6.5 Topology Constructors	183
47	6.5.1 Cartesian Constructor	183
48	6.5.2 Cartesian Convenience Function: MPI_DIMS_CREATE	183

6.5.3	General (Graph) Constructor	184	1
6.5.4	Topology inquiry functions	186	2
6.5.5	Cartesian Shift Coordinates	190	3
6.5.6	Partitioning of Cartesian structures	192	4
6.5.7	Low-level topology functions	192	5
6.6	An Application Example	194	6
			7
7	MPI Environmental Management	196	8
7.1	Implementation information	196	9
7.1.1	Version Inquiries	196	10
7.1.2	Environmental Inquiries	197	11
7.2	Error handling	199	12
7.3	Error codes and classes	202	13
7.4	Timers and synchronization	204	14
7.5	Startup	204	15
			16
8	Profiling Interface	210	17
8.1	Requirements	210	18
8.2	Discussion	210	19
8.3	Logic of the design	211	20
8.3.1	Miscellaneous control of profiling	211	21
8.4	Examples	212	22
8.4.1	Profiler implementation	212	23
8.4.2	MPI library implementation	213	24
8.4.3	Complications	214	25
8.5	Multiple levels of interception	215	26
			27
	Bibliography	217	28
			29
	Language Binding	220	30
A.1	Introduction	220	31
A.2	Defined Constants for C and Fortran	220	32
A.3	C bindings for Point-to-Point Communication	225	33
A.4	C Bindings for Collective Communication	227	34
A.5	C Bindings for Groups, Contexts, and Communicators	228	35
A.6	C Bindings for Process Topologies	230	36
A.7	C bindings for Environmental Inquiry	230	37
A.8	C Bindings for Profiling	231	38
A.9	Fortran Bindings for Point-to-Point Communication	231	39
A.10	Fortran Bindings for Collective Communication	235	40
A.11	Fortran Bindings for Groups, Contexts, etc.	236	41
A.12	Fortran Bindings for Process Topologies	238	42
A.13	Fortran Bindings for Environmental Inquiry	239	43
A.14	Fortran Bindings for Profiling	240	44
			45
	MPI Function Index	241	46
			47
			48

Acknowledgments

The technical development was carried out by subgroups, whose work was reviewed by the full committee. During the period of development of the Message Passing Interface (MPI), many people served in positions of responsibility and are listed below.

- Jack Dongarra, David Walker, Conveners and Meeting Chairs
- Ewing Lusk, Bob Knighten, Minutes
- Marc Snir, William Gropp, Ewing Lusk, Point-to-Point Communications
- Al Geist, Marc Snir, Steve Otto, Collective Communications
- Steve Otto, Editor
- Rolf Hempel, Process Topologies
- Ewing Lusk, Language Binding
- William Gropp, Environmental Management
- James Cownie, Profiling
- Tony Skjellum, Lyndon Clarke, Marc Snir, Richard Littlefield, Mark Sears, Groups, Contexts, and Communicators
- Steven Huss-Lederman, Initial Implementation Subset

The following list includes some of the active participants in the MPI process not mentioned above.

Ed Anderson	Robert Babb	Joe Baron	Eric Barszcz
Scott Berryman	Rob Bjornson	Nathan Doss	Anne Elster
Jim Feeney	Vince Fernando	Sam Fineberg	Jon Flower
Daniel Frye	Ian Glendinning	Adam Greenberg	Robert Harrison
Leslie Hart	Tom Haupt	Don Heller	Tom Henderson
Alex Ho	C.T. Howard Ho	Gary Howell	John Kapenga
James Kohl	Susan Krauss	Bob Leary	Arthur Maccabe
Peter Madams	Alan Mainwaring	Oliver McBryan	Phil McKinley
Charles Mosher	Dan Nessett	Peter Pacheco	Howard Palmer
Paul Pierce	Sanjay Ranka	Peter Rigsbee	Arch Robison
Erich Schikuta	Ambuj Singh	Alan Sussman	Robert Tomlinson
Robert G. Voigt	Dennis Weeks	Stephen Wheat	Steve Zenith

The University of Tennessee and Oak Ridge National Laboratory made the draft available by anonymous FTP mail servers and were instrumental in distributing the document.

MPI operated on a very tight budget (in reality, it had no budget when the first meeting was announced). ARPA and NSF have supported research at various institutions that have

made a contribution towards travel for the U.S. academics. Support for several European participants was provided by ESPRIT.

1
2
3
4
5
6
7
8
9
10
11
12
13
14
15
16
17
18
19
20
21
22
23
24
25
26
27
28
29
30
31
32
33
34
35
36
37
38
39
40
41
42
43
44
45
46
47
48

Chapter 1

Introduction to MPI

1.1 Overview and Goals

Message passing is a paradigm used widely on certain classes of parallel machines, especially those with distributed memory. Although there are many variations, the basic concept of processes communicating through messages is well understood. Over the last ten years, substantial progress has been made in casting significant applications in this paradigm. Each vendor has implemented its own variant. More recently, several systems have demonstrated that a message passing system can be efficiently and portably implemented. It is thus an appropriate time to try to define both the syntax and semantics of a core of library routines that will be useful to a wide range of users and efficiently implementable on a wide range of computers.

In designing MPI we have sought to make use of the most attractive features of a number of existing message passing systems, rather than selecting one of them and adopting it as the standard. Thus, MPI has been strongly influenced by work at the IBM T. J. Watson Research Center [1, 2], Intel's NX/2 [23], Express [22], nCUBE's Vertex [21], p4 [7, 6], and PARMACS [5, 8]. Other important contributions have come from Zipcode [24, 25], Chimp [14, 15], PVM [4, 11], Chameleon [19], and PICL [18].

The MPI standardization effort involved about 60 people from 40 organizations mainly from the United States and Europe. Most of the major vendors of concurrent computers were involved in MPI, along with researchers from universities, government laboratories, and industry. The standardization process began with the Workshop on Standards for Message Passing in a Distributed Memory Environment, sponsored by the Center for Research on Parallel Computing, held April 29-30, 1992, in Williamsburg, Virginia [29]. At this workshop the basic features essential to a standard message passing interface were discussed, and a working group established to continue the standardization process.

A preliminary draft proposal, known as MPI1, was put forward by Dongarra, Hempel, Hey, and Walker in November 1992, and a revised version was completed in February 1993 [12]. MPI1 embodied the main features that were identified at the Williamsburg workshop as being necessary in a message passing standard. Since MPI1 was primarily intended to promote discussion and "get the ball rolling," it focused mainly on point-to-point communications. MPI1 brought to the forefront a number of important standardization issues, but did not include any collective communication routines and was not thread-safe.

In November 1992, a meeting of the MPI working group was held in Minneapolis, at which it was decided to place the standardization process on a more formal footing, and to

generally adopt the procedures and organization of the High Performance Fortran Forum. Subcommittees were formed for the major component areas of the standard, and an email discussion service established for each. In addition, the goal of producing a draft MPI standard by the Fall of 1993 was set. To achieve this goal the MPI working group met every 6 weeks for two days throughout the first 9 months of 1993, and presented the draft MPI standard at the Supercomputing 93 conference in November 1993. These meetings and the email discussion together constituted the MPI Forum, membership of which has been open to all members of the high performance computing community.

The main advantages of establishing a message-passing standard are portability and ease-of-use. In a distributed memory communication environment in which the higher level routines and/or abstractions are build upon lower level message passing routines the benefits of standardization are particularly apparent. Furthermore, the definition of a message passing standard, such as that proposed here, provides vendors with a clearly defined base set of routines that they can implement efficiently, or in some cases provide hardware support for, thereby enhancing scalability.

The goal of the Message Passing Interface simply stated is to develop a widely used standard for writing message-passing programs. As such the interface should establish a practical, portable, efficient, and flexible standard for message passing.

A complete list of goals follows.

- Design an application programming interface (not necessarily for compilers or a system implementation library).
- Allow efficient communication: Avoid memory-to-memory copying and allow overlap of computation and communication and offload to communication co-processor, where available.
- Allow for implementations that can be used in a heterogeneous environment.
- Allow convenient C and Fortran 77 bindings for the interface.
- Assume a reliable communication interface: the user need not cope with communication failures. Such failures are dealt with by the underlying communication subsystem.
- Define an interface that is not too different from current practice, such as PVM, NX, Express, p4, etc., and provides extensions that allow greater flexibility.
- Define an interface that can be implemented on many vendor's platforms, with no significant changes in the underlying communication and system software.
- Semantics of the interface should be language independent.
- The interface should be designed to allow for thread-safety.

1.2 Who Should Use This Standard?

This standard is intended for use by all those who want to write portable message-passing programs in Fortran 77 and C. This includes individual application programmers, developers of software designed to run on parallel machines, and creators of environments and tools. In order to be attractive to this wide audience, the standard must provide a simple, easy-to-use interface for the basic user while not semantically precluding the high-performance message-passing operations available on advanced machines.

1.3 What Platforms Are Targets For Implementation?

The attractiveness of the message-passing paradigm at least partially stems from its wide portability. Programs expressed this way may run on distributed-memory multiprocessors, networks of workstations, and combinations of all of these. In addition, shared-memory implementations are possible. The paradigm will not be made obsolete by architectures combining the shared- and distributed-memory views, or by increases in network speeds. It thus should be both possible and useful to implement this standard on a great variety of machines, including those “machines” consisting of collections of other machines, parallel or not, connected by a communication network.

The interface is suitable for use by fully general MIMD programs, as well as those written in the more restricted style of SPMD. Although no explicit support for threads is provided, the interface has been designed so as not to prejudice their use. With this version of MPI no support is provided for dynamic spawning of tasks.

MPI provides many features intended to improve performance on scalable parallel computers with specialized interprocessor communication hardware. Thus, we expect that native, high-performance implementations of MPI will be provided on such machines. At the same time, implementations of MPI on top of standard Unix interprocessor communication protocols will provide portability to workstation clusters and heterogenous networks of workstations. Several proprietary, native implementations of MPI, and a public domain, portable implementation of MPI are in progress at the time of this writing [17, 13].

1.4 What Is Included In The Standard?

The standard includes:

- Point-to-point communication
- Collective operations
- Process groups
- Communication contexts
- Process topologies
- Bindings for Fortran 77 and C
- Environmental Management and inquiry
- Profiling interface

1.5 What Is Not Included In The Standard?

The standard does not specify:

- Explicit shared-memory operations
- Operations that require more operating system support than is currently standard; for example, interrupt-driven receives, remote execution, or active messages

- Program construction tools
- Debugging facilities
- Explicit support for threads
- Support for task management
- I/O functions

There are many features that have been considered and not included in this standard. This happened for a number of reasons, one of which is the time constraint that was self-imposed in finishing the standard. Features that are not included can always be offered as extensions by specific implementations. Perhaps future versions of MPI will address some of these issues.

1.6 Organization of this Document

The following is a list of the remaining chapters in this document, along with a brief description of each.

- Chapter 2, MPI Terms and Conventions, explains notational terms and conventions used throughout the MPI document.
- Chapter 3, Point to Point Communication, defines the basic, pairwise communication subset of MPI. *send* and *receive* are found here, along with many associated functions designed to make basic communication powerful and efficient.
- Chapter 4, Collective Communications, defines process-group collective communication operations. Well known examples of this are barrier and broadcast over a group of processes (not necessarily all the processes).
- Chapter 5, Groups, Contexts, and Communicators, shows how groups of processes are formed and manipulated, how unique communication contexts are obtained, and how the two are bound together into a *communicator*.
- Chapter 6, Process Topologies, explains a set of utility functions meant to assist in the mapping of process groups (a linearly ordered set) to richer topological structures such as multi-dimensional grids.
- Chapter 7, MPI Environmental Management, explains how the programmer can manage and make inquiries of the current MPI environment. These functions are needed for the writing of correct, robust programs, and are especially important for the construction of highly-portable message-passing programs.
- Chapter 8, Profiling Interface, explains a simple name-shifting convention that any MPI implementation must support. One motivation for this is the ability to put performance profiling calls into MPI without the need for access to the MPI source code. The name shift is merely an interface, it says nothing about how the actual profiling should be done and in fact, the name shift can be useful for other purposes.

1
2
3
4
5
6
7
8
9
10
11
12
13
14
15
16
17
18
19
20
21
22
23
24
25
26
27
28
29
30
31
32
33
34
35
36
37
38
39
40
41
42
43
44
45
46
47
48

- Annex [8.5](#), Language Bindings, gives specific syntax in Fortran 77 and C, for all MPI functions, constants, and types.
- The MPI Function Index is a simple index showing the location of the precise definition of each MPI function, together with both C and Fortran bindings.

1
2
3
4
5
6
7
8
9
10
11
12
13
14
15
16
17
18
19
20
21
22
23
24
25
26
27
28
29
30
31
32
33
34
35
36
37
38
39
40
41
42
43
44
45
46
47
48

Chapter 2

MPI Terms and Conventions

This chapter explains notational terms and conventions used throughout the MPI document, some of the choices that have been made, and the rationale behind those choices.

2.1 Document Notation

Rationale. Throughout this document, the rationale for the design choices made in the interface specification is set off in this format. Some readers may wish to skip these sections, while readers interested in interface design may want to read them carefully. (*End of rationale.*)

Advice to users. Throughout this document, material that speaks to users and illustrates usage is set off in this format. Some readers may wish to skip these sections, while readers interested in programming in MPI may want to read them carefully. (*End of advice to users.*)

Advice to implementors. Throughout this document, material that is primarily commentary to implementors is set off in this format. Some readers may wish to skip these sections, while readers interested in MPI implementations may want to read them carefully. (*End of advice to implementors.*)

2.2 Procedure Specification

MPI procedures are specified using a language independent notation. The arguments of procedure calls are marked as IN, OUT or INOUT. The meanings of these are:

- the call uses but does not update an argument marked IN,
- the call may update an argument marked OUT,
- the call both uses and updates an argument marked INOUT.

There is one special case — if an argument is a handle to an opaque object (these terms are defined in Section 2.4.1), and the object is updated by the procedure call, then the argument is marked OUT. It is marked this way even though the handle itself is not modified — we use the OUT attribute to denote that what the handle *references* is updated.

1 The definition of MPI tries to avoid, to the largest possible extent, the use of INOUT
2 arguments, because such use is error-prone, especially for scalar arguments.

3 A common occurrence for MPI functions is an argument that is used as IN by some
4 processes and OUT by other processes. Such argument is, syntactically, an INOUT argument
5 and is marked as such, although, semantically, it is not used in one call both for input and
6 for output.

7 Another frequent situation arises when an argument value is needed only by a subset
8 of the processes. When an argument is not significant at a process then an arbitrary value
9 can be passed as argument.

10 Unless specified otherwise, an argument of type OUT or type INOUT cannot be aliased
11 with any other argument passed to an MPI procedure. An example of argument aliasing in
12 C appears below. If we define a C procedure like this,

```
13 void copyIntBuffer( int *pin, int *pout, int len )
14 { int i;
15   for (i=0; i<len; ++i) *pout++ = *pin++;
16 }
17
```

18 then a call to it in the following code fragment has aliased arguments.

```
19
20 int a[10];
21 copyIntBuffer( a, a+3, 7);
22
```

23 Although the C language allows this, such usage of MPI procedures is forbidden unless
24 otherwise specified. Note that Fortran prohibits aliasing of arguments.

25 All MPI functions are first specified in the language-independent notation. Immediately
26 below this, the ANSI C version of the function is shown, and below this, a version of the
27 same function in Fortran 77.

29 2.3 Semantic Terms

30
31 When discussing MPI procedures the following semantic terms are used. The first two are
32 usually applied to communication operations.

33
34 **nonblocking** If the procedure may return before the operation completes, and before the
35 user is allowed to re-use resources (such as buffers) specified in the call.

36
37 **blocking** If return from the procedure indicates the user is allowed to re-use resources
38 specified in the call.

39
40 **local** If completion of the procedure depends only on the local executing process. Such an
41 operation does not require communication with another user process.

42
43 **non-local** If completion of the operation may require the execution of some MPI procedure
44 on another process. Such an operation may require communication occurring with
45 another user process.

46
47 **collective** If all processes in a process group need to invoke the procedure.
48

2.4 Data Types

2.4.1 Opaque objects

MPI manages **system memory** that is used for buffering messages and for storing internal representations of various MPI objects such as groups, communicators, datatypes, etc. This memory is not directly accessible to the user, and objects stored there are **opaque**: their size and shape is not visible to the user. Opaque objects are accessed via **handles**, which exist in user space. MPI procedures that operate on opaque objects are passed handle arguments to access these objects. In addition to their use by MPI calls for object access, handles can participate in assignment and comparisons.

In Fortran, all handles have type `INTEGER`. In C, a different handle type is defined for each category of objects. These should be types that support assignment and equality operators.

In Fortran, the handle can be an index to a table of opaque objects in system table; in C it can be such index or a pointer to the object. More bizarre possibilities exist.

Opaque objects are allocated and deallocated by calls that are specific to each object type. These are listed in the sections where the objects are described. The calls accept a handle argument of matching type. In an allocate call this is an OUT argument that returns a valid reference to the object. In a call to deallocate this is an INOUT argument which returns with a “null handle” value. MPI provides a “null handle” constant for each object type. Comparisons to this constant are used to test for validity of the handle.

A call to deallocate invalidates the handle and marks the object for deallocation. The object is not accessible to the user after the call. However, MPI need not deallocate the object immediately. Any operation pending (at the time of the deallocate) that involves this object will complete normally; the object will be deallocated afterwards.

MPI calls do not change the value of handles, with the exception of calls that allocate and deallocate objects, and of the call `MPI_TYPE_COMMIT`, in Section 3.12.4.

A null handle argument is an erroneous IN argument in MPI calls, unless an exception is explicitly stated in the text that defines the function. Such exception is allowed for handles to request objects in Wait and Test calls (sections 3.7.3 and 3.7.5). Otherwise, a null handle can only be passed to a function that allocates a new object and returns a reference to it in the handle.

An opaque object and its handle are significant only at the process where the object was created, and cannot be transferred to another process.

MPI provides certain predefined opaque objects and predefined, static handles to these objects. Such objects may not be destroyed.

Rationale. This design hides the internal representation used for MPI data structures, thus allowing similar calls in C and Fortran. It also avoids conflicts with the typing rules in these languages, and easily allows future extensions of functionality. The mechanism for opaque objects used here loosely follows the POSIX Fortran binding standard.

The explicit separating of handles in user space, objects in system space, allows space-reclaiming, deallocation calls to be made at appropriate points in the user program. If the opaque objects were in user space, one would have to be very careful not to go out of scope before any pending operation requiring that object completed. The specified design allows an object to be marked for deallocation, the user program can

1 then go out of scope, and the object itself still persists until any pending operations
2 are complete.

3 The requirement that handles support assignment/comparison is made since such
4 operations are common. This restricts the domain of possible implementations. The
5 alternative would have been to allow handles to have been an arbitrary, opaque type.
6 This would force the introduction of routines to do assignment and comparison, adding
7 complexity, and was therefore ruled out. (*End of rationale.*)
8

9 *Advice to users.* A user may accidentally create a dangling reference by assigning to a
10 handle the value of another handle, and then deallocating the object associated with
11 these handles. Conversely, if a handle variable is deallocated before the associated
12 object is freed, then the object becomes inaccessible (this may occur, for example, if
13 the handle is a local variable within a subroutine, and the subroutine is exited before
14 the associated object is deallocated). It is the user's responsibility to avoid adding
15 or deleting references to opaque objects, except as a result of calls that allocate or
16 deallocate such objects. (*End of advice to users.*)
17

18 *Advice to implementors.* The intended semantics of opaque objects is that each
19 opaque object is separate from each other; each call to allocate such an object copies
20 all the information required for the object. Implementations may avoid excessive
21 copying by substituting referencing for copying. For example, a derived datatype
22 may contain references to its components, rather than copies of its components; a
23 call to MPI_COMM_GROUP may return a reference to the group associated with the
24 communicator, rather than a copy of this group. In such cases, the implementation
25 must maintain reference counts, and allocate and deallocate objects such that the
26 visible effect is as if the objects were copied. (*End of advice to implementors.*)
27

28 2.4.2 Array arguments

29 An MPI call may need an argument that is an array of opaque objects, or an array of
30 handles. The array-of-handles is a regular array with entries that are handles to objects
31 of the same type in consecutive locations in the array. Whenever such an array is used,
32 an additional len argument is required to indicate the number of valid entries (unless this
33 number can be derived otherwise). The valid entries are at the beginning of the array; len
34 indicates how many of them there are, and need not be the entire size of the array. The
35 same approach is followed for other array arguments.
36

37 2.4.3 State

38 MPI procedures use at various places arguments with *state* types. The values of such data
39 type are all identified by names, and no operation is defined on them. For example, the
40 MPI_ERRHANDLER_SET routine has a state type argument with values MPI_ERRORS_ARE_FATAL,
41 MPI_ERRORS_RETURN, etc.
42
43

44 2.4.4 Named constants

45 MPI procedures sometimes assign a special meaning to a special value of a basic type argu-
46 ment; e.g. tag is an integer-valued argument of point-to-point communication operations,
47 with a special wild-card value, MPI_ANY_TAG. Such arguments will have a range of regular
48

values, which is a proper subrange of the range of values of the corresponding basic type; special values (such as `MPI_ANY_TAG`) will be outside the regular range. The range of regular values can be queried using environmental inquiry functions (Chapter 7).

MPI also provides predefined named constant handles, such as `MPI_COMM_WORLD` which is a handle to an object that represents all processes available at start-up time and allowed to communicate with any of them.

All named constants, with the exception of `MPI_BOTTOM` in Fortran, can be used in initialization expressions or assignments. These constants do not change values during execution. Opaque objects accessed by constant handles are defined and do not change value between MPI initialization (`MPI_INIT()` call) and MPI completion (`MPI_FINALIZE()` call).

2.4.5 Choice

MPI functions sometimes use arguments with a *choice* (or union) data type. Distinct calls to the same routine may pass by reference actual arguments of different types. The mechanism for providing such arguments will differ from language to language. For Fortran, the document uses `<type>` to represent a choice variable, for C, we use `(void *)`.

2.4.6 Addresses

Some MPI procedures use *address* arguments that represent an absolute address in the calling program. The datatype of such an argument is an integer of the size needed to hold any valid address in the execution environment.

2.5 Language Binding

This section defines the rules for MPI language binding in general and for Fortran 77 and ANSI C in particular. Defined here are various object representations, as well as the naming conventions used for expressing this standard. The actual calling sequences are defined elsewhere.

It is expected that any Fortran 90 and C++ implementations use the Fortran 77 and ANSI C bindings, respectively. Although we consider it premature to define other bindings to Fortran 90 and C++, the current bindings are designed to encourage, rather than discourage, experimentation with better bindings that might be adopted later.

Since the word `PARAMETER` is a keyword in the Fortran language, we use the word “argument” to denote the arguments to a subroutine. These are normally referred to as parameters in C, however, we expect that C programmers will understand the word “argument” (which has no specific meaning in C), thus allowing us to avoid unnecessary confusion for Fortran programmers.

There are several important language binding issues not addressed by this standard. This standard does not discuss the interoperability of message passing between languages. It is fully expected that many implementations will have such features, and that such features are a sign of the quality of the implementation.

```

1      double precision a
2      integer b
3      ...
4      call MPI_send(a,...)
5      call MPI_send(b,...)
6

```

Figure 2.1: An example of calling a routine with mismatched formal and actual arguments.

2.5.1 Fortran 77 Binding Issues

All MPI names have an `MPI_` prefix, and all characters are capitals. Programs must not declare variables or functions with names beginning with the prefix, `MPI_`. This is mandated to avoid possible name collisions.

All MPI Fortran subroutines have a return code in the last argument. A few MPI operations are functions, which do not have the return code argument. The return code value for successful completion is `MPI_SUCCESS`. Other error codes are implementation dependent; see Chapter 7.

Handles are represented in Fortran as `INTEGERS`. Binary-valued variables are of type `LOGICAL`.

Array arguments are indexed from one.

Unless explicitly stated, the MPI F77 binding is consistent with ANSI standard Fortran 77. There are several points where this standard diverges from the ANSI Fortran 77 standard. These exceptions are consistent with common practice in the Fortran community. In particular:

- MPI identifiers are limited to thirty, not six, significant characters.
- MPI identifiers may contain underscores after the first character.
- An MPI subroutine with a choice argument may be called with different argument types. An example is shown in Figure 2.1. This violates the letter of the Fortran standard, but such a violation is common practice. An alternative would be to have a separate version of `MPI_SEND` for each data type.
- Although not required, it is strongly suggested that named MPI constants (`PARAMETERS`) be provided in an include file, called `mpif.h`. On systems that do not support include files, the implementation should specify the values of named constants.
- Vendors are encouraged to provide type declarations in the `mpif.h` file on Fortran systems that support user-defined types. One should define, if possible, the type **CHANGE** (source:MPI-2, p. 27):`MPI_ADDRESS INTO: MPI_ADDRESS_TYPE`, which is an `INTEGER` of the size needed to hold an address in the execution environment. On systems where type definition is not supported, it is up to the user to use an `INTEGER` of the right kind to represent addresses (i.e., `INTEGER*4` on a 32 bit machine, `INTEGER*8` on a 64 bit machine, etc.).

All MPI named constants can be used wherever an entity declared with the `PARAMETER` attribute can be used in Fortran. There is one exception to this rule: the MPI constant `MPI_BOTTOM` (section 3.12.2) can only be used as a buffer argument.

2.5.2 C Binding Issues

We use the ANSI C declaration format. All MPI names have an `MPI_` prefix, defined constants are in all capital letters, and defined types and functions have one capital letter after the prefix. Programs must not declare variables or functions with names beginning with the prefix, `MPI_`. This is mandated to avoid possible name collisions.

The definition of named constants, function prototypes, and type definitions must be supplied in an include file `mpi.h`.

Almost all C functions return an error code. The successful return code will be `MPI_SUCCESS`, but failure return codes are implementation dependent. A few C functions do not return values, so that they can be implemented as macros.

Type declarations are provided for handles to each category of opaque objects. Either a pointer or an integer type is used.

Array arguments are indexed from zero.

Logical flags are integers with value 0 meaning “false” and a non-zero value meaning “true.”

Choice arguments are pointers of type `void*`.

Address arguments are of MPI defined type `MPI_Aint`. This is defined to be an int of the size needed to hold any valid address on the target architecture.

All named MPI constants can be used in initialization expressions or assignments like C constants.

2.6 Processes

An MPI program consists of autonomous processes, executing their own code, in an MIMD style. The codes executed by each process need not be identical. The processes communicate via calls to MPI communication primitives. Typically, each process executes in its own address space, although shared-memory implementations of MPI are possible. This document specifies the behavior of a parallel program assuming that only MPI calls are used for communication. The interaction of an MPI program with other possible means of communication (e.g., shared memory) is not specified.

MPI does not specify the execution model for each process. A process can be sequential, or can be multi-threaded, with threads possibly executing concurrently. Care has been taken to make MPI “thread-safe,” by avoiding the use of implicit state. The desired interaction of MPI with threads is that concurrent threads be all allowed to execute MPI calls, and calls be reentrant; a blocking MPI call blocks only the invoking thread, allowing the scheduling of another thread.

MPI does not provide mechanisms to specify the initial allocation of processes to an MPI computation and their binding to physical processors. It is expected that vendors will provide mechanisms to do so either at load time or at run time. Such mechanisms will allow the specification of the initial number of required processes, the code to be executed by each initial process, and the allocation of processes to processors. Also, the current proposal does not provide for dynamic creation or deletion of processes during program execution (the total number of processes is fixed), although it is intended to be consistent with such extensions. Finally, we always identify processes according to their relative rank in a group, that is, consecutive integers in the range `0..groupsize-1`.

2.7 Error Handling

MPI provides the user with reliable message transmission. A message sent is always received correctly, and the user does not need to check for transmission errors, time-outs, or other error conditions. In other words, MPI does not provide mechanisms for dealing with failures in the communication system. If the MPI implementation is built on an unreliable underlying mechanism, then it is the job of the implementor of the MPI subsystem to insulate the user from this unreliability, or to reflect unrecoverable errors as failures. Whenever possible, such failures will be reflected as errors in the relevant communication call. Similarly, MPI itself provides no mechanisms for handling processor failures. The error handling facilities described in section 7.2 can be used to restrict the scope of an unrecoverable error, or design error recovery at the application level.

Of course, MPI programs may still be erroneous. A **program error** can occur when an MPI call is called with an incorrect argument (non-existing destination in a send operation, buffer too small in a receive operation, etc.) This type of error would occur in any implementation. In addition, a **resource error** may occur when a program exceeds the amount of available system resources (number of pending messages, system buffers, etc.). The occurrence of this type of error depends on the amount of available resources in the system and the resource allocation mechanism used; this may differ from system to system. A high-quality implementation will provide generous limits on the important resources so as to alleviate the portability problem this represents.

Almost all MPI calls return a code that indicates successful completion of the operation. Whenever possible, MPI calls return an error code if an error occurred during the call. In certain circumstances, when the MPI function may complete several distinct operations, and therefore may generate several independent errors, the MPI function may return multiple error codes. By default, an error detected during the execution of the MPI library causes the parallel computation to abort. However, MPI provides mechanisms for users to change this default and to handle recoverable errors. The user may specify that no error is fatal, and handle error codes returned by MPI calls by himself or herself. Also, the user may provide his or her own error-handling routines, which will be invoked whenever an MPI call returns abnormally. The MPI error handling facilities are described in section 7.2.

Several factors limit the ability of MPI calls to return with meaningful error codes when an error occurs. MPI may not be able to detect some errors; other errors may be too expensive to detect in normal execution mode; finally some errors may be “catastrophic” and may prevent MPI from returning control to the caller in a consistent state.

Another subtle issue arises because of the nature of asynchronous communications: MPI calls may initiate operations that continue asynchronously after the call returned. Thus, the operation may return with a code indicating successful completion, yet later cause an error exception to be raised. If there is a subsequent call that relates to the same operation (e.g., a call that verifies that an asynchronous operation has completed) then the error argument associated with this call will be used to indicate the nature of the error. In a few cases, the error may occur after all calls that relate to the operation have completed, so that no error value can be used to indicate the nature of the error (e.g., an error in a send with the ready mode). Such an error must be treated as fatal, since information cannot be returned for the user to recover from it.

This document does not specify the state of a computation after an erroneous MPI call has occurred. The desired behavior is that a relevant error code be returned, and the effect of the error be localized to the greatest possible extent. E.g., it is highly desirable that an

erroneous receive call will not cause any part of the receiver's memory to be overwritten, beyond the area specified for receiving the message.

Implementations may go beyond this document in supporting in a meaningful manner MPI calls that are defined here to be erroneous. For example, MPI specifies strict type matching rules between matching send and receive operations: it is erroneous to send a floating point variable and receive an integer. Implementations may go beyond these type matching rules, and provide automatic type conversion in such situations. It will be helpful to generate warnings for such nonconforming behavior.

2.8 Implementation issues

There are a number of areas where an MPI implementation may interact with the operating environment and system. While MPI does not mandate that any services (such as I/O or signal handling) be provided, it does strongly suggest the behavior to be provided if those services are available. This is an important point in achieving portability across platforms that provide the same set of services.

2.8.1 Independence of Basic Runtime Routines

MPI programs require that library routines that are part of the basic language environment (such as `date` and `write` in Fortran and `printf` and `malloc` in ANSI C) and are executed after `MPI_INIT` and before `MPI_FINALIZE` operate independently and that their *completion* is independent of the action of other processes in an MPI program.

Note that this in no way prevents the creation of library routines that provide parallel services whose operation is collective. However, the following program is expected to complete in an ANSI C environment regardless of the size of `MPI_COMM_WORLD` (assuming that I/O is available at the executing nodes).

```
int rank;
MPI_Init( argc, argv );
MPI_Comm_rank( MPI_COMM_WORLD, &rank );
if (rank == 0) printf( "Starting program\n" );
MPI_Finalize();
```

The corresponding Fortran 77 program is also expected to complete.

An example of what is *not* required is any particular ordering of the action of these routines when called by several tasks. For example, MPI makes neither requirements nor recommendations for the output from the following program (again assuming that I/O is available at the executing nodes).

```
MPI_Comm_rank( MPI_COMM_WORLD, &rank );
printf( "Output from task rank %d\n", rank );
```

In addition, calls that fail because of resource exhaustion or other error are not considered a violation of the requirements here (however, they are required to complete, just not to complete successfully).

2.8.2 Interaction with signals in POSIX

MPI does not specify either the interaction of processes with signals, in a UNIX environment, or with other events that do not relate to MPI communication. That is, signals are not significant from the view point of MPI, and implementors should attempt to implement MPI so that signals are transparent: an MPI call suspended by a signal should resume and complete after the signal is handled. Generally, the state of a computation that is visible or significant from the view-point of MPI should only be affected by MPI calls.

The intent of MPI to be thread and signal safe has a number of subtle effects. For example, on Unix systems, a catchable signal such as SIGALRM (an alarm signal) must not cause an MPI routine to behave differently than it would have in the absence of the signal. Of course, if the signal handler issues MPI calls or changes the environment in which the MPI routine is operating (for example, consuming all available memory space), the MPI routine should behave as appropriate for that situation (in particular, in this case, the behavior should be the same as for a multithreaded MPI implementation).

A second effect is that a signal handler that performs MPI calls must not interfere with the operation of MPI. For example, an MPI receive of any type that occurs within a signal handler must not cause erroneous behavior by the MPI implementation. Note that an implementation is permitted to prohibit the use of MPI calls from within a signal handler, and is not required to detect such use.

It is highly desirable that MPI not use SIGALRM, SIGFPE, or SIGIO. An implementation is *required* to clearly document all of the signals that the MPI implementation uses; a good place for this information is a Unix ‘man’ page on MPI.

2.9 Examples

The examples in this document are for illustration purposes only. They are not intended to specify the standard. Furthermore, the examples have not been carefully checked or verified.

Chapter 3

Point-to-Point Communication

3.1 Introduction

Sending and receiving of messages by processes is the basic MPI communication mechanism. The basic point-to-point communication operations are **send** and **receive**. Their use is illustrated in the example below.

CHANGE (source:MPI-1.2 errata, Ballot3, item 13): Use `strlen(message) + 1` instead of `strlen(message)` in the `MPI_Send` call.

```
#include "mpi.h"
main( argc, argv )
int argc;
char **argv;
{
    char message[20];
    int myrank;
    MPI_Status status;
    MPI_Init( &argc, &argv );
    MPI_Comm_rank( MPI_COMM_WORLD, &myrank );
    if (myrank == 0) /* code for process zero */
    {
        strcpy(message, "Hello, there");
        MPI_Send(message, strlen(message)+1, MPI_CHAR, 1, 99, MPI_COMM_WORLD);
    }
    else /* code for process one */
    {
        MPI_Recv(message, 20, MPI_CHAR, 0, 99, MPI_COMM_WORLD, &status);
        printf("received :%s:\n", message);
    }
    MPI_Finalize();
}
```

In this example, process zero (`myrank = 0`) sends a message to process one using the **send** operation `MPI_SEND`. The operation specifies a **send buffer** in the sender memory from which the message data is taken. In the example above, the send buffer consists of the storage containing the variable `message` in the memory of process zero. The location,

size and type of the send buffer are specified by the first three parameters of the send operation. The message sent will contain the 13 characters of this variable. In addition, the send operation associates an **envelope** with the message. This envelope specifies the message destination and contains distinguishing information that can be used by the **receive** operation to select a particular message. The last three parameters of the send operation specify the envelope for the message sent.

Process one (`myrank = 1`) receives this message with the **receive** operation `MPI_RECV`. The message to be received is selected according to the value of its envelope, and the message data is stored into the **receive buffer**. In the example above, the receive buffer consists of the storage containing the string `message` in the memory of process one. The first three parameters of the receive operation specify the location, size and type of the receive buffer. The next three parameters are used for selecting the incoming message. The last parameter is used to return information on the message just received.

The next sections describe the blocking send and receive operations. We discuss send, receive, blocking communication semantics, type matching requirements, type conversion in heterogeneous environments, and more general communication modes. Nonblocking communication is addressed next, followed by channel-like constructs and send-receive operations. We then consider general datatypes that allow one to transfer efficiently heterogeneous and noncontiguous data. We conclude with the description of calls for explicit packing and unpacking of messages.

3.2 Blocking Send and Receive Operations

3.2.1 Blocking send

The syntax of the blocking send operation is given below.

```
MPI_SEND(buf, count, datatype, dest, tag, comm)
```

IN	buf	initial address of send buffer (choice)
IN	count	number of elements in send buffer (nonnegative integer)
IN	datatype	datatype of each send buffer element (handle)
IN	dest	rank of destination (integer)
IN	tag	message tag (integer)
IN	comm	communicator (handle)

```
int MPI_Send(void* buf, int count, MPI_Datatype datatype, int dest,
             int tag, MPI_Comm comm)
```

```
MPI_SEND(BUF, COUNT, DATATYPE, DEST, TAG, COMM, IERROR)
<type> BUF(*)
INTEGER COUNT, DATATYPE, DEST, TAG, COMM, IERROR
```

The blocking semantics of this call are described in Sec. 3.4.

3.2.2 Message data

The send buffer specified by the `MPI_SEND` operation consists of `count` successive entries of the type indicated by `datatype`, starting with the entry at address `buf`. Note that we specify the message length in terms of number of *elements*, not number of *bytes*. The former is machine independent and closer to the application level.

The data part of the message consists of a sequence of `count` values, each of the type indicated by `datatype`. `count` may be zero, in which case the data part of the message is empty. The basic datatypes that can be specified for message data values correspond to the basic datatypes of the host language. Possible values of this argument for Fortran and the corresponding Fortran types are listed below.

MPI datatype	Fortran datatype
<code>MPI_INTEGER</code>	<code>INTEGER</code>
<code>MPI_REAL</code>	<code>REAL</code>
<code>MPI_DOUBLE_PRECISION</code>	<code>DOUBLE PRECISION</code>
<code>MPI_COMPLEX</code>	<code>COMPLEX</code>
<code>MPI_LOGICAL</code>	<code>LOGICAL</code>
<code>MPI_CHARACTER</code>	<code>CHARACTER(1)</code>
<code>MPI_BYTE</code>	
<code>MPI_PACKED</code>	

Possible values for this argument for C and the corresponding C types are listed below.

MPI datatype	C datatype
<code>MPI_CHAR</code>	<code>signed char</code>
<code>MPI_SHORT</code>	<code>signed short int</code>
<code>MPI_INT</code>	<code>signed int</code>
<code>MPI_LONG</code>	<code>signed long int</code>
<code>MPI_UNSIGNED_CHAR</code>	<code>unsigned char</code>
<code>MPI_UNSIGNED_SHORT</code>	<code>unsigned short int</code>
<code>MPI_UNSIGNED</code>	<code>unsigned int</code>
<code>MPI_UNSIGNED_LONG</code>	<code>unsigned long int</code>
<code>MPI_FLOAT</code>	<code>float</code>
<code>MPI_DOUBLE</code>	<code>double</code>
<code>MPI_LONG_DOUBLE</code>	<code>long double</code>
<code>MPI_BYTE</code>	
<code>MPI_PACKED</code>	

The datatypes `MPI_BYTE` and `MPI_PACKED` do not correspond to a Fortran or C datatype. A value of type `MPI_BYTE` consists of a byte (8 binary digits). A byte is uninterpreted and is different from a character. Different machines may have different representations for characters, or may use more than one byte to represent characters. On

1 the other hand, a byte has the same binary value on all machines. The use of the type
2 `MPI_PACKED` is explained in Section 3.13.

3 MPI requires support of the datatypes listed above, which match the basic datatypes of
4 Fortran 77 and ANSI C. Additional MPI datatypes should be provided if the host language
5 has additional data types: `MPI_LONG_LONG_INT`, **CHANGE (source:MPI-2, p. 27):***for*
6 *(64 bit) C integers declared to be of type `longlong int INTO`:* for C integers declared to be of
7 type `long long`; `MPI_DOUBLE_COMPLEX` for double precision complex in Fortran declared
8 to be of type `DOUBLE COMPLEX`; `MPI_REAL2`, `MPI_REAL4` and `MPI_REAL8` for Fortran
9 reals, declared to be of type `REAL*2`, `REAL*4` and `REAL*8`, respectively; `MPI_INTEGER1`
10 `MPI_INTEGER2` and `MPI_INTEGER4` for Fortran integers, declared to be of type `INTEGER*1`,
11 `INTEGER*2` and `INTEGER*4`, respectively; etc.

12
13 *Rationale.* One goal of the design is to allow for MPI to be implemented as a
14 library, with no need for additional preprocessing or compilation. Thus, one cannot
15 assume that a communication call has information on the datatype of variables in the
16 communication buffer; this information must be supplied by an explicit argument.
17 The need for such datatype information will become clear in Section 3.3.2. (*End of*
18 *rationale.*)

20 3.2.3 Message envelope

21 In addition to the data part, messages carry information that can be used to distinguish
22 messages and selectively receive them. This information consists of a fixed number of fields,
23 which we collectively call the **message envelope**. These fields are
24

25 source
26 destination
27 tag
28 communicator
29

30 The message source is implicitly determined by the identity of the message sender. The
31 other fields are specified by arguments in the send operation.

32 The message destination is specified by the `dest` argument.

33 The integer-valued message tag is specified by the `tag` argument. This integer can be
34 used by the program to distinguish different types of messages. The range of valid tag
35 values is 0,...,UB, where the value of UB is implementation dependent. It can be found by
36 querying the value of the attribute `MPI_TAG_UB`, as described in Chapter 7. MPI requires
37 that UB be no less than 32767.

38 The `comm` argument specifies the **communicator** that is used for the send operation.
39 Communicators are explained in Chapter 5; below is a brief summary of their usage.

40 A communicator specifies the communication context for a communication operation.
41 Each communication context provides a separate “communication universe:” messages are
42 always received within the context they were sent, and messages sent in different contexts
43 do not interfere.

44 The communicator also specifies the set of processes that share this communication
45 context. This **process group** is ordered and processes are identified by their rank within
46 this group. Thus, the range of valid values for `dest` is 0, ... , n-1, where n is the number of
47 processes in the group. (If the communicator is an inter-communicator, then destinations
48 are identified by their rank in the remote group. See Chapter 5.)

A predefined communicator `MPI_COMM_WORLD` is provided by MPI. It allows communication with all processes that are accessible after MPI initialization and processes are identified by their rank in the group of `MPI_COMM_WORLD`.

Advice to users. Users that are comfortable with the notion of a flat name space for processes, and a single communication context, as offered by most existing communication libraries, need only use the predefined variable `MPI_COMM_WORLD` as the `comm` argument. This will allow communication with all the processes available at initialization time.

Users may define new communicators, as explained in Chapter 5. Communicators provide an important encapsulation mechanism for libraries and modules. They allow modules to have their own disjoint communication universe and their own process numbering scheme. (*End of advice to users.*)

Advice to implementors. The message envelope would normally be encoded by a fixed-length message header. However, the actual encoding is implementation dependent. Some of the information (e.g., source or destination) may be implicit, and need not be explicitly carried by messages. Also, processes may be identified by relative ranks, or absolute ids, etc. (*End of advice to implementors.*)

3.2.4 Blocking receive

The syntax of the blocking receive operation is given below.

`MPI_RECV (buf, count, datatype, source, tag, comm, status)`

OUT	<code>buf</code>	initial address of receive buffer (choice)
IN	<code>count</code>	number of elements in receive buffer (integer)
IN	<code>datatype</code>	datatype of each receive buffer element (handle)
IN	<code>source</code>	rank of source (integer)
IN	<code>tag</code>	message tag (integer)
IN	<code>comm</code>	communicator (handle)
OUT	<code>status</code>	status object (Status)

```
int MPI_Recv(void* buf, int count, MPI_Datatype datatype, int source,
            int tag, MPI_Comm comm, MPI_Status *status)
```

```
MPI_RECV(BUF, COUNT, DATATYPE, SOURCE, TAG, COMM, STATUS, IERROR)
<type> BUF(*)
INTEGER COUNT, DATATYPE, SOURCE, TAG, COMM, STATUS(MPI_STATUS_SIZE),
IERROR
```

The blocking semantics of this call are described in Sec. 3.4.

The receive buffer consists of the storage containing `count` consecutive elements of the type specified by `datatype`, starting at address `buf`. The length of the received message must be less than or equal to the length of the receive buffer. An overflow error occurs if all incoming data does not fit, without truncation, into the receive buffer.

1 If a message that is shorter than the receive buffer arrives, then only those locations
2 corresponding to the (shorter) message are modified.

3 *Advice to users.* The MPI_PROBE function described in Section 3.8 can be used to
4 receive messages of unknown length. (*End of advice to users.*)
5

6 *Advice to implementors.* Even though no specific behavior is mandated by MPI for
7 erroneous programs, the recommended handling of overflow situations is to return in
8 status information about the source and tag of the incoming message. The receive
9 operation will return an error code. A quality implementation will also ensure that
10 no memory that is outside the receive buffer will ever be overwritten.

11 In the case of a message shorter than the receive buffer, MPI is quite strict in that it
12 allows no modification of the other locations. A more lenient statement would allow
13 for some optimizations but this is not allowed. The implementation must be ready to
14 end a copy into the receiver memory exactly at the end of the receive buffer, even if
15 it is an odd address. (*End of advice to implementors.*)
16

17 The selection of a message by a receive operation is governed by the value of the
18 message envelope. A message can be received by a receive operation if its envelope matches
19 the source, tag and comm values specified by the receive operation. The receiver may specify
20 a wildcard MPI_ANY_SOURCE value for source, and/or a wildcard MPI_ANY_TAG value for
21 tag, indicating that any source and/or tag are acceptable. It cannot specify a wildcard value
22 for comm. Thus, a message can be received by a receive operation only if it is addressed to
23 the receiving process, has a matching communicator, has matching source unless source=
24 MPI_ANY_SOURCE in the pattern, and has a matching tag unless tag= MPI_ANY_TAG in the
25 pattern.

26 The message tag is specified by the tag argument of the receive operation. The
27 argument source, if different from MPI_ANY_SOURCE, is specified as a rank within the
28 process group associated with that same communicator (remote process group, for in-
29 tercommunicators). Thus, the range of valid values for the source argument is $\{0, \dots, n-1\} \cup \{\text{MPI_ANY_SOURCE}\}$, where n is the number of processes in this group.

30 Note the asymmetry between send and receive operations: A receive operation may
31 accept messages from an arbitrary sender, on the other hand, a send operation must specify
32 a unique receiver. This matches a “push” communication mechanism, where data transfer
33 is effected by the sender (rather than a “pull” mechanism, where data transfer is effected
34 by the receiver).
35

36 Source = destination is allowed, that is, a process can send a message to itself. (How-
37 ever, it is unsafe to do so with the blocking send and receive operations described above,
38 since this may lead to deadlock. See Sec. 3.5.)

39 *Advice to implementors.* Message context and other communicator information can
40 be implemented as an additional tag field. It differs from the regular message tag
41 in that wild card matching is not allowed on this field, and that value setting for
42 this field is controlled by communicator manipulation functions. (*End of advice to*
43 *implementors.*)
44

45 3.2.5 Return status

46
47 The source or tag of a received message may not be known if wildcard values were used
48 in the receive operation. Also, if multiple requests are completed by a single MPI function

(see Section 3.7.5), a distinct error code may need to be returned for each request. The information is returned by the `status` argument of `MPI_RECV`. The type of `status` is MPI-defined. Status variables need to be explicitly allocated by the user, that is, they are not system objects.

In C, `status` is a structure that contains three fields named `MPI_SOURCE`, `MPI_TAG`, and `MPI_ERROR`; the structure may contain additional fields. Thus, `status.MPI_SOURCE`, `status.MPI_TAG` and `status.MPI_ERROR` contain the source, tag, and error code, respectively, of the received message.

In Fortran, `status` is an array of `INTEGER`s of size `MPI_STATUS_SIZE`. The constants `MPI_SOURCE`, `MPI_TAG` and `MPI_ERROR` are the indices of the entries that store the source, tag and error fields. Thus, `status(MPI_SOURCE)`, `status(MPI_TAG)` and `status(MPI_ERROR)` contain, respectively, the source, tag and error code of the received message.

In general, message passing calls do not modify the value of the error code field of `status` variables. This field may be updated only by the functions in Section 3.7.5 which return multiple statuses. The field is updated if and only if such function returns with an error code of `MPI_ERR_IN_STATUS`.

Rationale. The error field in `status` is not needed for calls that return only one status, such as `MPI_WAIT`, since that would only duplicate the information returned by the function itself. The current design avoids the additional overhead of setting it, in such cases. The field is needed for calls that return multiple statuses, since each request may have had a different failure. (*End of rationale.*)

The `status` argument also returns information on the length of the message received. However, this information is not directly available as a field of the `status` variable and a call to `MPI_GET_COUNT` is required to “decode” this information.

`MPI_GET_COUNT(status, datatype, count)`

IN	<code>status</code>	return status of receive operation (Status)
IN	<code>datatype</code>	datatype of each receive buffer entry (handle)
OUT	<code>count</code>	number of received entries (integer)

`int MPI_Get_count(MPI_Status *status, MPI_Datatype datatype, int *count)`

`MPI_GET_COUNT(STATUS, DATATYPE, COUNT, IERROR)`

`INTEGER STATUS(MPI_STATUS_SIZE), DATATYPE, COUNT, IERROR`

Returns the number of entries received. (Again, we count *entries*, each of type *datatype*, not *bytes*.) The `datatype` argument should match the argument provided by the receive call that set the `status` variable. (We shall later see, in Section 3.12.5, that `MPI_GET_COUNT` may return, in certain situations, the value `MPI_UNDEFINED`.)

Rationale. Some message passing libraries use `INOUT count`, `tag` and `source` arguments, thus using them both to specify the selection criteria for incoming messages and return the actual envelope values of the received message. The use of a separate status argument prevents errors that are often attached with `INOUT` argument (e.g., using the `MPLANY_TAG` constant as the tag in a receive). Some libraries use calls that refer implicitly to the “last message received.” This is not thread safe.

1 The `datatype` argument is passed to `MPI_GET_COUNT` so as to improve performance.
 2 A message might be received without counting the number of elements it contains,
 3 and the count value is often not needed. Also, this allows the same function to be used
 4 after a call to **CHANGE (source:MPI-1.2 errata, Ballot4, item 5):MPI_PROBE.**
 5 **INTO: MPI_PROBE** or `MPI_Iprobe`. With a status from `MPI_Probe` or `MPI_Iprobe`,
 6 the same datatypes are allowed as in a call to `MPI_RECV` to receive this message. (*End*
 7 *of rationale.*)

9 **ADD (source:MPI-1.2 errata, Ballot4, item 5): ADD (source:Advice to users):**

10 *Advice to users.* The buffer size required for the receive can be affected by data con-
 11 versions and by the stride of the receive datatype. In most cases, the safest approach
 12 is to use the same datatype with `MPI_GET_COUNT` and the receive. (*End of advice*
 13 *to users.*)

14
 15 All send and receive operations use the `buf`, `count`, `datatype`, `source`, `dest`, `tag`, `comm`
 16 and `status` arguments in the same way as the blocking `MPI_SEND` and `MPI_RECV` operations
 17 described in this section.

19 3.3 Data type matching and data conversion

21 3.3.1 Type matching rules

22 One can think of message transfer as consisting of the following three phases.

- 23 1. Data is pulled out of the send buffer and a message is assembled.
- 24 2. A message is transferred from sender to receiver.
- 25 3. Data is pulled from the incoming message and disassembled into the receive buffer.

26
 27 Type matching has to be observed at each of these three phases: The type of each
 28 variable in the sender buffer has to match the type specified for that entry by the send
 29 operation; the type specified by the send operation has to match the type specified by the
 30 receive operation; and the type of each variable in the receive buffer has to match the type
 31 specified for that entry by the receive operation. A program that fails to observe these three
 32 rules is erroneous.

33 To define type matching more precisely, we need to deal with two issues: matching of
 34 types of the host language with types specified in communication operations; and matching
 35 of types at sender and receiver.

36 The types of a send and receive match (phase two) if both operations use identical
 37 names. That is, `MPI_INTEGER` matches `MPI_INTEGER`, `MPI_REAL` matches `MPI_REAL`,
 38 and so on. There is one exception to this rule, discussed in Sec. 3.13, the type `MPI_PACKED`
 39 can match any other type.

40 The type of a variable in a host program matches the type specified in the commu-
 41 nication operation if the datatype name used by that operation corresponds to the basic
 42 type of the host program variable. For example, an entry with type name `MPI_INTEGER`
 43 matches a Fortran variable of type `INTEGER`. A table giving this correspondence for Fortran
 44 and C appears in Sec. 3.2.2. There are two exceptions to this last rule: an entry with
 45 type name `MPI_BYTE` or `MPI_PACKED` can be used to match any byte of storage (on a
 46
 47
 48

byte-addressable machine), irrespective of the datatype of the variable that contains this byte. The type `MPI_PACKED` is used to send data that has been explicitly packed, or receive data that will be explicitly unpacked, see Section 3.13. The type `MPI_BYTE` allows one to transfer the binary value of a byte in memory unchanged.

To summarize, the type matching rules fall into the three categories below.

- Communication of typed values (e.g., with datatype different from `MPI_BYTE`), where the datatypes of the corresponding entries in the sender program, in the send call, in the receive call and in the receiver program must all match.
- Communication of untyped values (e.g., of datatype `MPI_BYTE`), where both sender and receiver use the datatype `MPI_BYTE`. In this case, there are no requirements on the types of the corresponding entries in the sender and the receiver programs, nor is it required that they be the same.
- Communication involving packed data, where `MPI_PACKED` is used.

The following examples illustrate the first two cases.

Example 3.1 Sender and receiver specify matching types.

```
CALL MPI_COMM_RANK(comm, rank, ierr)
IF(rank.EQ.0) THEN
  CALL MPI_SEND(a(1), 10, MPI_REAL, 1, tag, comm, ierr)
ELSE
  CALL MPI_RECV(b(1), 15, MPI_REAL, 0, tag, comm, status, ierr)
END IF
```

This code is correct if both `a` and `b` are real arrays of size ≥ 10 . (In Fortran, it might be correct to use this code even if `a` or `b` have size < 10 : e.g., when `a(1)` can be equivalenced to an array with ten reals.)

Example 3.2 Sender and receiver do not specify matching types.

```
CALL MPI_COMM_RANK(comm, rank, ierr)
IF(rank.EQ.0) THEN
  CALL MPI_SEND(a(1), 10, MPI_REAL, 1, tag, comm, ierr)
ELSE
  CALL MPI_RECV(b(1), 40, MPI_BYTE, 0, tag, comm, status, ierr)
END IF
```

This code is erroneous, since sender and receiver do not provide matching datatype arguments.

Example 3.3 Sender and receiver specify communication of untyped values.

```
CALL MPI_COMM_RANK(comm, rank, ierr)
IF(rank.EQ.0) THEN
  CALL MPI_SEND(a(1), 40, MPI_BYTE, 1, tag, comm, ierr)
ELSE
  CALL MPI_RECV(b(1), 60, MPI_BYTE, 0, tag, comm, status, ierr)
END IF
```


1 This code is correct, irrespective of the type and size of `a` and `b` (unless this results in
2 an out of bound memory access).

3
4 *Advice to users.* If a buffer of type `MPI_BYTE` is passed as an argument to `MPI_SEND`,
5 then MPI will send the data stored at contiguous locations, starting from the address
6 indicated by the `buf` argument. This may have unexpected results when the data
7 layout is not as a casual user would expect it to be. For example, some Fortran
8 compilers implement variables of type `CHARACTER` as a structure that contains the
9 character length and a pointer to the actual string. In such an environment, sending
10 and receiving a Fortran `CHARACTER` variable using the `MPI_BYTE` type will not have
11 the anticipated result of transferring the character string. For this reason, the user is
12 advised to use typed communications whenever possible. (*End of advice to users.*)

13 Type `MPI_CHARACTER`

14 The type `MPI_CHARACTER` matches one character of a Fortran variable of type `CHARACTER`,
15 rather than the entire character string stored in the variable. Fortran variables of type
16 `CHARACTER` or substrings are transferred as if they were arrays of characters. This is
17 illustrated in the example below.
18
19

20 **Example 3.4** Transfer of Fortran `CHARACTER`s.

```
21
22 CHARACTER*10 a
23 CHARACTER*10 b
24
25 CALL MPI_COMM_RANK(comm, rank, ierr)
26 IF(rank.EQ.0) THEN
27     CALL MPI_SEND(a, 5, MPI_CHARACTER, 1, tag, comm, ierr)
28 ELSE
29     CALL MPI_RECV(b(6:10), 5, MPI_CHARACTER, 0, tag, comm, status, ierr)
30 END IF
31
```

32 The last five characters of string `b` at process 1 are replaced by the first five characters
33 of string `a` at process 0.

34 *Rationale.* The alternative choice would be for `MPI_CHARACTER` to match a char-
35 acter of arbitrary length. This runs into problems.

36
37 A Fortran character variable is a constant length string, with no special termination
38 symbol. There is no fixed convention on how to represent characters, and how to store
39 their length. Some compilers pass a character argument to a routine as a pair of argu-
40 ments, one holding the address of the string and the other holding the length of string.
41 Consider the case of an MPI communication call that is passed a communication buffer
42 with type defined by a derived datatype (Section 3.12). If this communicator buffer
43 contains variables of type `CHARACTER` then the information on their length will not be
44 passed to the MPI routine.

45 This problem forces us to provide explicit information on character length with the
46 MPI call. One could add a length parameter to the type `MPI_CHARACTER`, but this
47 does not add much convenience and the same functionality can be achieved by defining
48 a suitable derived datatype. (*End of rationale.*)

Advice to implementors. Some compilers pass Fortran CHARACTER arguments as a structure with a length and a pointer to the actual string. In such an environment, the MPI call needs to dereference the pointer in order to reach the string. (*End of advice to implementors.*)

3.3.2 Data conversion

One of the goals of MPI is to support parallel computations across heterogeneous environments. Communication in a heterogeneous environment may require data conversions. We use the following terminology.

type conversion changes the datatype of a value, e.g., by rounding a REAL to an INTEGER.

representation conversion changes the binary representation of a value, e.g., from Hex floating point to IEEE floating point.

The type matching rules imply that MPI communication never entails type conversion. On the other hand, MPI requires that a representation conversion be performed when a typed value is transferred across environments that use different representations for the datatype of this value. MPI does not specify rules for representation conversion. Such conversion is expected to preserve integer, logical or character values, and to convert a floating point value to the nearest value that can be represented on the target system.

Overflow and underflow exceptions may occur during floating point conversions. Conversion of integers or characters may also lead to exceptions when a value that can be represented in one system cannot be represented in the other system. An exception occurring during representation conversion results in a failure of the communication. An error occurs either in the send operation, or the receive operation, or both.

If a value sent in a message is untyped (i.e., of type MPI_BYTE), then the binary representation of the byte stored at the receiver is identical to the binary representation of the byte loaded at the sender. This holds true, whether sender and receiver run in the same or in distinct environments. No representation conversion is required. (Note that representation conversion may occur when values of type MPI_CHARACTER or MPI_CHAR are transferred, for example, from an EBCDIC encoding to an ASCII encoding.)

No conversion need occur when an MPI program executes in a homogeneous system, where all processes run in the same environment.

Consider the three examples, 3.1–3.3. The first program is correct, assuming that **a** and **b** are REAL arrays of size ≥ 10 . If the sender and receiver execute in different environments, then the ten real values that are fetched from the send buffer will be converted to the representation for reals on the receiver site before they are stored in the receive buffer. While the number of real elements fetched from the send buffer equal the number of real elements stored in the receive buffer, the number of bytes stored need not equal the number of bytes loaded. For example, the sender may use a four byte representation and the receiver an eight byte representation for reals.

The second program is erroneous, and its behavior is undefined.

The third program is correct. The exact same sequence of forty bytes that were loaded from the send buffer will be stored in the receive buffer, even if sender and receiver run in a different environment. The message sent has exactly the same length (in bytes) and the same binary representation as the message received. If **a** and **b** are of different types, or if they are of the same type but different data representations are used, then the bits stored

1 in the receive buffer may encode values that are different from the values they encoded in
2 the send buffer.

3 Data representation conversion also applies to the envelope of a message: source, des-
4 tination and tag are all integers that may need to be converted.

5
6 *Advice to implementors.* The current definition does not require messages to carry
7 data type information. Both sender and receiver provide complete data type infor-
8 mation. In a heterogeneous environment, one can either use a machine independent
9 encoding such as XDR, or have the receiver convert from the sender representation
10 to its own, or even have the sender do the conversion.

11 Additional type information might be added to messages in order to allow the sys-
12 tem to detect mismatches between datatype at sender and receiver. This might be
13 particularly useful in a slower but safer debug mode. (*End of advice to implementors.*)
14

15 MPI does not require support for inter-language communication. The behavior of a
16 program is undefined if messages are sent by a C process and received by a Fortran process,
17 or vice-versa.

18
19 *Rationale.* MPI does not handle inter-language communication because there are no
20 agreed standards for the correspondence between C types and Fortran types. There-
21 fore, MPI programs that mix languages would not port. (*End of rationale.*)
22

23 *Advice to implementors.* MPI implementors may want to support inter-language
24 communication by allowing Fortran programs to use “C MPI types,” such as MPI_INT,
25 MPI_CHAR, etc., and allowing C programs to use Fortran types. (*End of advice to*
26 *implementors.*)
27

28 3.4 Communication Modes

29
30 The send call described in Section 3.2.1 is **blocking**: it does not return until the message
31 data and envelope have been safely stored away so that the sender is free to access and
32 overwrite the send buffer. The message might be copied directly into the matching receive
33 buffer, or it might be copied into a temporary system buffer.

34 Message buffering decouples the send and receive operations. A blocking send can com-
35 plete as soon as the message was buffered, even if no matching receive has been executed by
36 the receiver. On the other hand, message buffering can be expensive, as it entails additional
37 memory-to-memory copying, and it requires the allocation of memory for buffering. MPI
38 offers the choice of several communication modes that allow one to control the choice of the
39 communication protocol.

40 The send call described in Section 3.2.1 used the **standard** communication mode. In
41 this mode, it is up to MPI to decide whether outgoing messages will be buffered. MPI may
42 buffer outgoing messages. In such a case, the send call may complete before a matching
43 receive is invoked. On the other hand, buffer space may be unavailable, or MPI may choose
44 not to buffer outgoing messages, for performance reasons. In this case, the send call will
45 not complete until a matching receive has been posted, and the data has been moved to the
46 receiver.

47 Thus, a send in standard mode can be started whether or not a matching receive has
48 been posted. It may complete before a matching receive is posted. The standard mode send

is **non-local**: successful completion of the send operation may depend on the occurrence of a matching receive.

Rationale. The reluctance of MPI to mandate whether standard sends are buffering or not stems from the desire to achieve portable programs. Since any system will run out of buffer resources as message sizes are increased, and some implementations may want to provide little buffering, MPI takes the position that correct (and therefore, portable) programs do not rely on system buffering in standard mode. Buffering may improve the performance of a correct program, but it doesn't affect the result of the program. If the user wishes to guarantee a certain amount of buffering, the user-provided buffer system of Sec. 3.6 should be used, along with the buffered-mode send. (*End of rationale.*)

There are three additional communication modes.

A **buffered** mode send operation can be started whether or not a matching receive has been posted. It may complete before a matching receive is posted. However, unlike the standard send, this operation is **local**, and its completion does not depend on the occurrence of a matching receive. Thus, if a send is executed and no matching receive is posted, then MPI must buffer the outgoing message, so as to allow the send call to complete. An error will occur if there is insufficient buffer space. The amount of available buffer space is controlled by the user — see Section 3.6. Buffer allocation by the user may be required for the buffered mode to be effective.

A send that uses the **synchronous** mode can be started whether or not a matching receive was posted. However, the send will complete successfully only if a matching receive is posted, and the receive operation has started to receive the message sent by the synchronous send. Thus, the completion of a synchronous send not only indicates that the send buffer can be reused, but also indicates that the receiver has reached a certain point in its execution, namely that it has started executing the matching receive. If both sends and receives are blocking operations then the use of the synchronous mode provides synchronous communication semantics: a communication does not complete at either end before both processes rendezvous at the communication. A send executed in this mode is **non-local**.

A send that uses the **ready** communication mode may be started *only* if the matching receive is already posted. Otherwise, the operation is erroneous and its outcome is undefined. On some systems, this allows the removal of a hand-shake operation that is otherwise required and results in improved performance. The completion of the send operation does not depend on the status of a matching receive, and merely indicates that the send buffer can be reused. A send operation that uses the ready mode has the same semantics as a standard send operation, or a synchronous send operation; it is merely that the sender provides additional information to the system (namely that a matching receive is already posted), that can save some overhead. In a correct program, therefore, a ready send could be replaced by a standard send with no effect on the behavior of the program other than performance.

Three additional send functions are provided for the three additional communication modes. The communication mode is indicated by a one letter prefix: **B** for buffered, **S** for synchronous, and **R** for ready.

```

1 MPI_BSEND (buf, count, datatype, dest, tag, comm)
2     IN      buf                initial address of send buffer (choice)
3     IN      count              number of elements in send buffer (integer)
4     IN      datatype           datatype of each send buffer element (handle)
5     IN      dest               rank of destination (integer)
6     IN      tag                message tag (integer)
7     IN      comm               communicator (handle)
8
9
10
11 int MPI_Bsend(void* buf, int count, MPI_Datatype datatype, int dest,
12              int tag, MPI_Comm comm)
13
14 MPI_BSEND(BUF, COUNT, DATATYPE, DEST, TAG, COMM, IERROR)
15     <type> BUF(*)
16     INTEGER COUNT, DATATYPE, DEST, TAG, COMM, IERROR
17     Send in buffered mode.
18
19
20 MPI_SSEND (buf, count, datatype, dest, tag, comm)
21     IN      buf                initial address of send buffer (choice)
22     IN      count              number of elements in send buffer (integer)
23     IN      datatype           datatype of each send buffer element (handle)
24     IN      dest               rank of destination (integer)
25     IN      tag                message tag (integer)
26     IN      comm               communicator (handle)
27
28
29
30 int MPI_Ssend(void* buf, int count, MPI_Datatype datatype, int dest,
31              int tag, MPI_Comm comm)
32
33 MPI_SSEND(BUF, COUNT, DATATYPE, DEST, TAG, COMM, IERROR)
34     <type> BUF(*)
35     INTEGER COUNT, DATATYPE, DEST, TAG, COMM, IERROR
36     Send in synchronous mode.
37
38
39
40
41
42
43
44
45
46
47
48

```

MPI_RSEND (buf, count, datatype, dest, tag, comm)			1
IN	buf	initial address of send buffer (choice)	2
IN	count	number of elements in send buffer (integer)	3
IN	datatype	datatype of each send buffer element (handle)	4
IN	dest	rank of destination (integer)	5
IN	tag	message tag (integer)	6
IN	comm	communicator (handle)	7

```
int MPI_Rsend(void* buf, int count, MPI_Datatype datatype, int dest,
              int tag, MPI_Comm comm)

```

```
MPI_RSEND(BUF, COUNT, DATATYPE, DEST, TAG, COMM, IERROR)
<type> BUF(*)
INTEGER COUNT, DATATYPE, DEST, TAG, COMM, IERROR

```

Send in ready mode.

There is only one receive operation, which can match any of the send modes. The receive operation described in the last section is **blocking**: it returns only after the receive buffer contains the newly received message. A receive can complete before the matching send has completed (of course, it can complete only after the matching send has started).

In a multi-threaded implementation of MPI, the system may de-schedule a thread that is blocked on a send or receive operation, and schedule another thread for execution in the same address space. In such a case it is the user's responsibility not to access or modify a communication buffer until the communication completes. Otherwise, the outcome of the computation is undefined.

Rationale. We prohibit read accesses to a send buffer while it is being used, even though the send operation is not supposed to alter the content of this buffer. This may seem more stringent than necessary, but the additional restriction causes little loss of functionality and allows better performance on some systems — consider the case where data transfer is done by a DMA engine that is not cache-coherent with the main processor. (*End of rationale.*)

Advice to implementors. Since a synchronous send cannot complete before a matching receive is posted, one will not normally buffer messages sent by such an operation.

It is recommended to choose buffering over blocking the sender, whenever possible, for standard sends. The programmer can signal his or her preference for blocking the sender until a matching receive occurs by using the synchronous send mode.

A possible communication protocol for the various communication modes is outlined below.

ready send: The message is sent as soon as possible.

synchronous send: The sender sends a request-to-send message. The receiver stores this request. When a matching receive is posted, the receiver sends back a permission-to-send message, and the sender now sends the message.

standard send: First protocol may be used for short messages, and second protocol for long messages.

1 buffered send: The sender copies the message into a buffer and then sends it with a
 2 nonblocking send (using the same protocol as for standard send).

3 Additional control messages might be needed for flow control and error recovery. Of
 4 course, there are many other possible protocols.

5 Ready send can be implemented as a standard send. In this case there will be no
 6 performance advantage (or disadvantage) for the use of ready send.

7 A standard send can be implemented as a synchronous send. In such a case, no data
 8 buffering is needed. However, many (most?) users expect some buffering.

9 In a multi-threaded environment, the execution of a blocking communication should
 10 block only the executing thread, allowing the thread scheduler to de-schedule this
 11 thread and schedule another thread for execution. (*End of advice to implementors.*)
 12
 13

14 3.5 Semantics of point-to-point communication

15 A valid MPI implementation guarantees certain general properties of point-to-point com-
 16 munication, which are described in this section.

17
 18
 19 **Order** Messages are *non-overtaking*: If a sender sends two messages in succession to the
 20 same destination, and both match the same receive, then this operation cannot receive the
 21 second message if the first one is still pending. If a receiver posts two receives in succession,
 22 and both match the same message, then the second receive operation cannot be satisfied
 23 by this message, if the first one is still pending. This requirement facilitates matching of
 24 sends to receives. It guarantees that message-passing code is deterministic, if processes
 25 are single-threaded and the wildcard MPI_ANY_SOURCE is not used in receives. (Some of
 26 the calls described later, such as MPI_CANCEL or MPI_WAITANY, are additional sources of
 27 nondeterminism.)

28 If a process has a single thread of execution, then any two communications executed
 29 by this process are ordered. On the other hand, if the process is multi-threaded, then the
 30 semantics of thread execution may not define a relative order between two send operations
 31 executed by two distinct threads. The operations are logically concurrent, even if one
 32 physically precedes the other. In such a case, the two messages sent can be received in
 33 any order. Similarly, if two receive operations that are logically concurrent receive two
 34 successively sent messages, then the two messages can match the two receives in either
 35 order.
 36

37 **Example 3.5** An example of non-overtaking messages.

```
38 CALL MPI_COMM_RANK(comm, rank, ierr)
39 IF (rank.EQ.0) THEN
40     CALL MPI_BSEND(buf1, count, MPI_REAL, 1, tag, comm, ierr)
41     CALL MPI_BSEND(buf2, count, MPI_REAL, 1, tag, comm, ierr)
42 ELSE    ! rank.EQ.1
43     CALL MPI_RECV(buf1, count, MPI_REAL, 0, MPI_ANY_TAG, comm, status, ierr)
44     CALL MPI_RECV(buf2, count, MPI_REAL, 0, tag, comm, status, ierr)
45 END IF
46
```

47 The message sent by the first send must be received by the first receive, and the message
 48 sent by the second send must be received by the second receive.

Progress If a pair of matching send and receives have been initiated on two processes, then at least one of these two operations will complete, independently of other actions in the system: the send operation will complete, unless the receive is satisfied by another message, and completes; the receive operation will complete, unless the message sent is consumed by another matching receive that was posted at the same destination process.

Example 3.6 An example of two, intertwined matching pairs.

```
CALL MPI_COMM_RANK(comm, rank, ierr)
IF (rank.EQ.0) THEN
  CALL MPI_BSEND(buf1, count, MPI_REAL, 1, tag1, comm, ierr)
  CALL MPI_SSEND(buf2, count, MPI_REAL, 1, tag2, comm, ierr)
ELSE ! rank.EQ.1
  CALL MPI_RECV(buf1, count, MPI_REAL, 0, tag2, comm, status, ierr)
  CALL MPI_RECV(buf2, count, MPI_REAL, 0, tag1, comm, status, ierr)
END IF
```

Both processes invoke their first communication call. Since the first send of process zero uses the buffered mode, it must complete, irrespective of the state of process one. Since no matching receive is posted, the message will be copied into buffer space. (If insufficient buffer space is available, then the program will fail.) The second send is then invoked. At that point, a matching pair of send and receive operation is enabled, and both operations must complete. Process one next invokes its second receive call, which will be satisfied by the buffered message. Note that process one received the messages in the reverse order they were sent.

Fairness MPI makes no guarantee of *fairness* in the handling of communication. Suppose that a send is posted. Then it is possible that the destination process repeatedly posts a receive that matches this send, yet the message is never received, because it is each time overtaken by another message, sent from another source. Similarly, suppose that a receive was posted by a multi-threaded process. Then it is possible that messages that match this receive are repeatedly received, yet the receive is never satisfied, because it is overtaken by other receives posted at this node (by other executing threads). It is the programmer's responsibility to prevent starvation in such situations.

Resource limitations Any pending communication operation consumes system resources that are limited. Errors may occur when lack of resources prevent the execution of an MPI call. A quality implementation will use a (small) fixed amount of resources for each pending send in the ready or synchronous mode and for each pending receive. However, buffer space may be consumed to store messages sent in standard mode, and must be consumed to store messages sent in buffered mode, when no matching receive is available. The amount of space available for buffering will be much smaller than program data memory on many systems. Then, it will be easy to write programs that overrun available buffer space.

MPI allows the user to provide buffer memory for messages sent in the buffered mode. Furthermore, MPI specifies a detailed operational model for the use of this buffer. An MPI implementation is required to do no worse than implied by this model. This allows users to avoid buffer overflows when they use buffered sends. Buffer allocation and use is described in Section 3.6.

1 A buffered send operation that cannot complete because of a lack of buffer space is
 2 erroneous. When such a situation is detected, an error is signalled that may cause the
 3 program to terminate abnormally. On the other hand, a standard send operation that
 4 cannot complete because of lack of buffer space will merely block, waiting for buffer space
 5 to become available or for a matching receive to be posted. This behavior is preferable in
 6 many situations. Consider a situation where a producer repeatedly produces new values
 7 and sends them to a consumer. Assume that the producer produces new values faster
 8 than the consumer can consume them. If buffered sends are used, then a buffer overflow
 9 will result. Additional synchronization has to be added to the program so as to prevent
 10 this from occurring. If standard sends are used, then the producer will be automatically
 11 throttled, as its send operations will block when buffer space is unavailable.

12 In some situations, a lack of buffer space leads to deadlock situations. This is illustrated
 13 by the examples below.

14 **Example 3.7** An exchange of messages.

```
15 CALL MPI_COMM_RANK(comm, rank, ierr)
16
17 IF (rank.EQ.0) THEN
18     CALL MPI_SEND(sendbuf, count, MPI_REAL, 1, tag, comm, ierr)
19     CALL MPI_RECV(recvbuf, count, MPI_REAL, 1, tag, comm, status, ierr)
20 ELSE ! rank.EQ.1
21     CALL MPI_RECV(recvbuf, count, MPI_REAL, 0, tag, comm, status, ierr)
22     CALL MPI_SEND(sendbuf, count, MPI_REAL, 0, tag, comm, ierr)
23 END IF
24
```

25 This program will succeed even if no buffer space for data is available. The standard send
 26 operation can be replaced, in this example, with a synchronous send.

28 **Example 3.8** An attempt to exchange messages.

```
29
30 CALL MPI_COMM_RANK(comm, rank, ierr)
31 IF (rank.EQ.0) THEN
32     CALL MPI_RECV(recvbuf, count, MPI_REAL, 1, tag, comm, status, ierr)
33     CALL MPI_SEND(sendbuf, count, MPI_REAL, 1, tag, comm, ierr)
34 ELSE ! rank.EQ.1
35     CALL MPI_RECV(recvbuf, count, MPI_REAL, 0, tag, comm, status, ierr)
36     CALL MPI_SEND(sendbuf, count, MPI_REAL, 0, tag, comm, ierr)
37 END IF
38
```

39 The receive operation of the first process must complete before its send, and can complete
 40 only if the matching send of the second processor is executed. The receive operation of the
 41 second process must complete before its send and can complete only if the matching send
 42 of the first process is executed. This program will always deadlock. The same holds for any
 43 other send mode.

44 **Example 3.9** An exchange that relies on buffering.

```
45
46 CALL MPI_COMM_RANK(comm, rank, ierr)
47 IF (rank.EQ.0) THEN
48     CALL MPI_SEND(sendbuf, count, MPI_REAL, 1, tag, comm, ierr)

```

```

CALL MPI_RECV(recvbuf, count, MPI_REAL, 1, tag, comm, status, ierr)
ELSE    ! rank.EQ.1
CALL MPI_SEND(sendbuf, count, MPI_REAL, 0, tag, comm, ierr)
CALL MPI_RECV(recvbuf, count, MPI_REAL, 0, tag, comm, status, ierr)
END IF

```

The message sent by each process has to be copied out before the send operation returns and the receive operation starts. For the program to complete, it is necessary that at least one of the two messages sent be buffered. Thus, this program can succeed only if the communication system can buffer at least `count` words of data.

Advice to users. When standard send operations are used, then a deadlock situation may occur where both processes are blocked because buffer space is not available. The same will certainly happen, if the synchronous mode is used. If the buffered mode is used, and not enough buffer space is available, then the program will not complete either. However, rather than a deadlock situation, we shall have a buffer overflow error.

A program is “safe” if no message buffering is required for the program to complete. One can replace all sends in such program with synchronous sends, and the program will still run correctly. This conservative programming style provides the best portability, since program completion does not depend on the amount of buffer space available or in the communication protocol used.

Many programmers prefer to have more leeway and be able to use the “unsafe” programming style shown in example 3.9. In such cases, the use of standard sends is likely to provide the best compromise between performance and robustness: quality implementations will provide sufficient buffering so that “common practice” programs will not deadlock. The buffered send mode can be used for programs that require more buffering, or in situations where the programmer wants more control. This mode might also be used for debugging purposes, as buffer overflow conditions are easier to diagnose than deadlock conditions.

Nonblocking message-passing operations, as described in Section 3.7, can be used to avoid the need for buffering outgoing messages. This prevents deadlocks due to lack of buffer space, and improves performance, by allowing overlap of computation and communication, and avoiding the overheads of allocating buffers and copying messages into buffers. (*End of advice to users.*)

3.6 Buffer allocation and usage

A user may specify a buffer to be used for buffering messages sent in buffered mode. Buffering is done by the sender.

```
MPI_BUFFER_ATTACH( buffer, size)
```

```
IN      buffer          initial buffer address (choice)
```

```
IN      size            buffer size, in bytes (integer)
```

```
int MPI_Buffer_attach( void* buffer, int size)
```

```

1 MPI_BUFFER_ATTACH( BUFFER, SIZE, IERROR)
2     <type> BUFFER(*)
3     INTEGER SIZE, IERROR

```

Provides to MPI a buffer in the user's memory to be used for buffering outgoing messages. The buffer is used only by messages sent in buffered mode. Only one buffer can be attached to a process at a time.

```

9 MPI_BUFFER_DETACH( buffer_addr, size)
10
11     OUT     buffer_addr           initial buffer address (choice)
12     OUT     size                 buffer size, in bytes (integer)

```

```

14 int MPI_Buffer_detach( void* buffer_addr, int* size)

```

```

15 MPI_BUFFER_DETACH( BUFFER_ADDR, SIZE, IERROR)
16     <type> BUFFER_ADDR(*)
17     INTEGER SIZE, IERROR

```

Detach the buffer currently associated with MPI. The call returns the address and the size of the detached buffer. This operation will block until all messages currently in the buffer have been transmitted. Upon return of this function, the user may reuse or deallocate the space taken by the buffer.

Example 3.10 Calls to attach and detach buffers.

```

25 #define BUFFSIZE 10000
26 int size
27 char *buff;
28 MPI_Buffer_attach( malloc(BUFFSIZE), BUFFSIZE);
29 /* a buffer of 10000 bytes can now be used by MPI_Bsend */
30 MPI_Buffer_detach( &buff, &size);
31 /* Buffer size reduced to zero */
32 MPI_Buffer_attach( buff, size);
33 /* Buffer of 10000 bytes available again */

```

Advice to users. Even though the C functions `MPI_Buffer_attach` and `MPI_Buffer_detach` both have a first argument of type `void*`, these arguments are used differently: A pointer to the buffer is passed to `MPI_Buffer_attach`; the address of the pointer is passed to `MPI_Buffer_detach`, so that this call can return the pointer value. (*End of advice to users.*)

Rationale. Both arguments are defined to be of type `void*` (rather than `void*` and `void**`, respectively), so as to avoid complex type casts. E.g., in the last example, `&buff`, which is of type `char**`, can be passed as argument to `MPI_Buffer_detach` without type casting. If the formal parameter had type `void**` then we would need a type cast before and after the call. (*End of rationale.*)

The statements made in this section describe the behavior of MPI for buffered-mode sends. When no buffer is currently associated, MPI behaves as if a zero-sized buffer is associated with the process.

MPI must provide as much buffering for outgoing messages *as if* outgoing message data were buffered by the sending process, in the specified buffer space, using a circular, contiguous-space allocation policy. We outline below a model implementation that defines this policy. MPI may provide more buffering, and may use a better buffer allocation algorithm than described below. On the other hand, MPI may signal an error whenever the simple buffering allocator described below would run out of space. In particular, if no buffer is explicitly associated with the process, then any buffered send may cause an error.

MPI does not provide mechanisms for querying or controlling buffering done by standard mode sends. It is expected that vendors will provide such information for their implementations.

Rationale. There is a wide spectrum of possible implementations of buffered communication: buffering can be done at sender, at receiver, or both; buffers can be dedicated to one sender-receiver pair, or be shared by all communications; buffering can be done in real or in virtual memory; it can use dedicated memory, or memory shared by other processes; buffer space may be allocated statically or be changed dynamically; etc. It does not seem feasible to provide a portable mechanism for querying or controlling buffering that would be compatible with all these choices, yet provide meaningful information. (*End of rationale.*)

3.6.1 Model implementation of buffered mode

The model implementation uses the packing and unpacking functions described in Section 3.13 and the nonblocking communication functions described in Section 3.7.

We assume that a circular queue of pending message entries (PME) is maintained. Each entry contains a communication request handle that identifies a pending nonblocking send, a pointer to the next entry and the packed message data. The entries are stored in successive locations in the buffer. Free space is available between the queue tail and the queue head.

A buffered send call results in the execution of the following code.

- Traverse sequentially the PME queue from head towards the tail, deleting all entries for communications that have completed, up to the first entry with an uncompleted request; update queue head to point to that entry.
- Compute the number, n , of bytes needed to store an entry for the new message. An upper bound on n can be computed as follows: A call to the function `MPI_PACK_SIZE(count, datatype, comm, size)`, with the `count`, `datatype` and `comm` arguments used in the `MPI_BSEND` call, returns an upper bound on the amount of space needed to buffer the message data (see Section 3.13). The MPI constant `MPI_BSEND_OVERHEAD` provides an upper bound on the additional space consumed by the entry (e.g., for pointers or envelope information).
- Find the next contiguous empty space of n bytes in buffer (space following queue tail, or space at start of buffer if queue tail is too close to end of buffer). If space is not found then raise buffer overflow error.
- Append to end of PME queue in contiguous space the new entry that contains request handle, next pointer and packed message data; `MPI_PACK` is used to pack data.

- 1 • Post nonblocking send (standard mode) for packed data.
- 2
- 3 • Return
- 4

5 3.7 Nonblocking communication

6
7 One can improve performance on many systems by overlapping communication and com-
8 putation. This is especially true on systems where communication can be executed au-
9 tonomously by an intelligent communication controller. Light-weight threads are one mech-
10 anism for achieving such overlap. An alternative mechanism that often leads to better
11 performance is to use **nonblocking communication**. A nonblocking **send start** call ini-
12 tiates the send operation, but does not complete it. The send start call will return before
13 the message was copied out of the send buffer. A separate **send complete** call is needed
14 to complete the communication, i.e., to verify that the data has been copied out of the send
15 buffer. With suitable hardware, the transfer of data out of the sender memory may proceed
16 concurrently with computations done at the sender after the send was initiated and before it
17 completed. Similarly, a nonblocking **receive start call** initiates the receive operation, but
18 does not complete it. The call will return before a message is stored into the receive buffer.
19 A separate **receive complete** call is needed to complete the receive operation and verify
20 that the data has been received into the receive buffer. With suitable hardware, the transfer
21 of data into the receiver memory may proceed concurrently with computations done after
22 the receive was initiated and before it completed. The use of nonblocking receives may also
23 avoid system buffering and memory-to-memory copying, as information is provided early
24 on the location of the receive buffer.

25 Nonblocking send start calls can use the same four modes as blocking sends: **standard**,
26 **buffered**, **synchronous** and **ready**. These carry the same meaning. Sends of all modes, **ready**
27 excepted, can be started whether a matching receive has been posted or not; a nonblocking
28 **ready** send can be started only if a matching receive is posted. In all cases, the send start call
29 is local: it returns immediately, irrespective of the status of other processes. If the call causes
30 some system resource to be exhausted, then it will fail and return an error code. Quality
31 implementations of MPI should ensure that this happens only in “pathological” cases. That
32 is, an MPI implementation should be able to support a large number of pending nonblocking
33 operations.

34 The send-complete call returns when data has been copied out of the send buffer. It
35 may carry additional meaning, depending on the send mode.

36 If the send mode is **synchronous**, then the send can complete only if a matching receive
37 has started. That is, a receive has been posted, and has been matched with the send. In
38 this case, the send-complete call is non-local. Note that a synchronous, nonblocking send
39 may complete, if matched by a nonblocking receive, before the receive complete call occurs.
40 (It can complete as soon as the sender “knows” the transfer will complete, but before the
41 receiver “knows” the transfer will complete.)

42 If the send mode is **buffered** then the message must be buffered if there is no pending
43 receive. In this case, the send-complete call is local, and must succeed irrespective of the
44 status of a matching receive.

45 If the send mode is **standard** then the send-complete call may return before a matching
46 receive occurred, if the message is buffered. On the other hand, the send-complete may not
47 complete until a matching receive occurred, and the message was copied into the receive
48 buffer.

Nonblocking sends can be matched with blocking receives, and vice-versa.

Advice to users. The completion of a send operation may be delayed, for standard mode, and must be delayed, for synchronous mode, until a matching receive is posted. The use of nonblocking sends in these two cases allows the sender to proceed ahead of the receiver, so that the computation is more tolerant of fluctuations in the speeds of the two processes.

Nonblocking sends in the buffered and ready modes have a more limited impact. A nonblocking send will return as soon as possible, whereas a blocking send will return after the data has been copied out of the sender memory. The use of nonblocking sends is advantageous in these cases only if data copying can be concurrent with computation.

The message-passing model implies that communication is initiated by the sender. The communication will generally have lower overhead if a receive is already posted when the sender initiates the communication (data can be moved directly to the receive buffer, and there is no need to queue a pending send request). However, a receive operation can complete only after the matching send has occurred. The use of nonblocking receives allows one to achieve lower communication overheads without blocking the receiver while it waits for the send. (*End of advice to users.*)

3.7.1 Communication Objects

Nonblocking communications use opaque `request` objects to identify communication operations and match the operation that initiates the communication with the operation that terminates it. These are system objects that are accessed via a handle. A request object identifies various properties of a communication operation, such as the send mode, the communication buffer that is associated with it, its context, the tag and destination arguments to be used for a send, or the tag and source arguments to be used for a receive. In addition, this object stores information about the status of the pending communication operation.

3.7.2 Communication initiation

We use the same naming conventions as for blocking communication: a prefix of B, S, or R is used for buffered, synchronous or ready mode. In addition a prefix of l (for immediate) indicates that the call is nonblocking.

```

1 MPI_ISEND(buf, count, datatype, dest, tag, comm, request)
2     IN      buf                initial address of send buffer (choice)
3
4     IN      count              number of elements in send buffer (integer)
5
6     IN      datatype           datatype of each send buffer element (handle)
7
8     IN      dest               rank of destination (integer)
9
10    IN      tag                message tag (integer)
11
12    IN      comm               communicator (handle)
13
14    OUT     request            communication request (handle)
15
16 int MPI_Isend(void* buf, int count, MPI_Datatype datatype, int dest,
17              int tag, MPI_Comm comm, MPI_Request *request)
18
19 MPI_ISEND(BUF, COUNT, DATATYPE, DEST, TAG, COMM, REQUEST, IERROR)
20     <type> BUF(*)
21     INTEGER COUNT, DATATYPE, DEST, TAG, COMM, REQUEST, IERROR
22
23     Start a standard mode, nonblocking send.
24
25 MPI_IBSEND(buf, count, datatype, dest, tag, comm, request)
26     IN      buf                initial address of send buffer (choice)
27
28     IN      count              number of elements in send buffer (integer)
29
30     IN      datatype           datatype of each send buffer element (handle)
31
32     IN      dest               rank of destination (integer)
33
34     IN      tag                message tag (integer)
35
36     IN      comm               communicator (handle)
37
38     OUT     request            communication request (handle)
39
40 int MPI_Ibsend(void* buf, int count, MPI_Datatype datatype, int dest,
41              int tag, MPI_Comm comm, MPI_Request *request)
42
43 MPI_IBSEND(BUF, COUNT, DATATYPE, DEST, TAG, COMM, REQUEST, IERROR)
44     <type> BUF(*)
45     INTEGER COUNT, DATATYPE, DEST, TAG, COMM, REQUEST, IERROR
46
47     Start a buffered mode, nonblocking send.
48

```

MPI_ISSEND(buf, count, datatype, dest, tag, comm, request)			1
IN	buf	initial address of send buffer (choice)	2
			3
IN	count	number of elements in send buffer (integer)	4
IN	datatype	datatype of each send buffer element (handle)	5
			6
IN	dest	rank of destination (integer)	7
IN	tag	message tag (integer)	8
IN	comm	communicator (handle)	9
OUT	request	communication request (handle)	10
			11
			12
int MPI_Issend(void* buf, int count, MPI_Datatype datatype, int dest, int tag, MPI_Comm comm, MPI_Request *request)			13
			14
MPI_ISSEND(BUF, COUNT, DATATYPE, DEST, TAG, COMM, REQUEST, IERROR)			15
	<type> BUF(*)		16
	INTEGER COUNT, DATATYPE, DEST, TAG, COMM, REQUEST, IERROR		17
			18
	Start a synchronous mode, nonblocking send.		19
			20
			21
MPI_IRSEND(buf, count, datatype, dest, tag, comm, request)			22
IN	buf	initial address of send buffer (choice)	23
IN	count	number of elements in send buffer (integer)	24
IN	datatype	datatype of each send buffer element (handle)	25
			26
IN	dest	rank of destination (integer)	27
IN	tag	message tag (integer)	28
IN	comm	communicator (handle)	29
OUT	request	communication request (handle)	30
			31
			32
int MPI_Irsend(void* buf, int count, MPI_Datatype datatype, int dest, int tag, MPI_Comm comm, MPI_Request *request)			33
			34
MPI_IRSEND(BUF, COUNT, DATATYPE, DEST, TAG, COMM, REQUEST, IERROR)			35
	<type> BUF(*)		36
	INTEGER COUNT, DATATYPE, DEST, TAG, COMM, REQUEST, IERROR		37
			38
	Start a ready mode nonblocking send.		39
			40
			41
			42
			43
			44
			45
			46
			47
			48


```

1 MPI_RECV (buf, count, datatype, source, tag, comm, request)
2   OUT    buf                initial address of receive buffer (choice)
3
4   IN     count              number of elements in receive buffer (integer)
5
6   IN     datatype           datatype of each receive buffer element (handle)
7
8   IN     source             rank of source (integer)
9
10  IN     tag                 message tag (integer)
11
12  IN     comm                communicator (handle)
13
14  OUT    request            communication request (handle)

```

```

15 int MPI_Irecv(void* buf, int count, MPI_Datatype datatype, int source,
16              int tag, MPI_Comm comm, MPI_Request *request)

```

```

17 MPI_RECV(BUF, COUNT, DATATYPE, SOURCE, TAG, COMM, REQUEST, IERROR)
18   <type> BUF(*)
19   INTEGER COUNT, DATATYPE, SOURCE, TAG, COMM, REQUEST, IERROR

```

Start a nonblocking receive.

These calls allocate a communication request object and associate it with the request handle (the argument `request`). The request can be used later to query the status of the communication or wait for its completion.

A nonblocking send call indicates that the system may start copying data out of the send buffer. The sender should not access any part of the send buffer after a nonblocking send operation is called, until the send completes.

A nonblocking receive call indicates that the system may start writing data into the receive buffer. The receiver should not access any part of the receive buffer after a nonblocking receive operation is called, until the receive completes.

ADD (source:MPI-2, p. 28): ADD (source:Section on Argument copying and register optimization):

Advice to users. To prevent problems with the argument copying and register optimization done by Fortran compilers, please note the hints in subsections “Problems Due to Data Copying and Sequence Association,” and “A Problem with Register Optimization” in Section 10.2.2 of the MPI-2 Standard, pages 286 and 289. (*End of advice to users.*)

3.7.3 Communication Completion

The functions `MPI_WAIT` and `MPI_TEST` are used to complete a nonblocking communication. The completion of a send operation indicates that the sender is now free to update the locations in the send buffer (the send operation itself leaves the content of the send buffer unchanged). It does not indicate that the message has been received, rather, it may have been buffered by the communication subsystem. However, if a synchronous mode send was used, the completion of the send operation indicates that a matching receive was initiated, and that the message will eventually be received by this matching receive.

The completion of a receive operation indicates that the receive buffer contains the received message, the receiver is now free to access it, and that the status object is set. It

does not indicate that the matching send operation has completed (but indicates, of course, that the send was initiated).

We shall use the following terminology: A **null** handle is a handle with value `MPI_REQUEST_NULL`. A persistent request and the handle to it are **inactive** if the request is not associated with any ongoing communication (see Section 3.9). A handle is **active** if it is neither null nor inactive. **CHANGE (source:MPI-2, p. 28):** *A empty status is a status which is set to return `tag = MPI_ANY_TAG`, `source = MPI_ANY_SOURCE`, and is also internally configured so that calls to `MPI_GET_COUNT` and `MPI_GET_ELEMENTS` return `count = 0`.* **INTO:** A **empty** status is a status which is set to return `tag = MPI_ANY_TAG`, `source = MPI_ANY_SOURCE`, `error = MPI_SUCCESS`, and is also internally configured so that calls to `MPI_GET_COUNT` and `MPI_GET_ELEMENTS` return `count = 0` and `MPI_TEST_CANCELLED` returns false. We set a status variable to empty when the value returned by it is not significant. Status is set in this way so as to prevent errors due to accesses of stale information.

ADD (source:MPI-2, p. 25): *The fields in a status object returned by a call to `MPI_WAIT`, `MPI_TEST`, or any of the other derived functions (`MPI_{TEST, WAIT}_{ALL, SOME, ANY}`), where the request corresponds to a send call, are undefined, with two exceptions: The error status field will contain valid information if the wait or test call returned with `MPI_ERR_IN_STATUS`, and the returned status can be queried by the call `MPI_TEST_CANCELLED`.*

Error codes belonging to the error class `MPI_ERR_IN_STATUS` should be returned only by the MPI completion functions that take arrays of `MPI_STATUS`. For the functions (`MPI_TEST`, `MPI_TESTANY`, `MPI_WAIT`, `MPI_WAITANY`) that return a single `MPI_STATUS` value, the normal MPI error return process should be used (not the `MPI_ERROR` field in the `MPI_STATUS` argument).

`MPI_WAIT(request, status)`

INOUT	request	request (handle)
OUT	status	status object (Status)

```
int MPI_Wait(MPI_Request *request, MPI_Status *status)
```

```
MPI_WAIT(REQUEST, STATUS, IERROR)
```

```
INTEGER REQUEST, STATUS(MPI_STATUS_SIZE), IERROR
```

A call to `MPI_WAIT` returns when the operation identified by `request` is complete. If the communication object associated with this request was created by a nonblocking send or receive call, then the object is deallocated by the call to `MPI_WAIT` and the request handle is set to `MPI_REQUEST_NULL`. `MPI_WAIT` is a non-local operation.

The call returns, in `status`, information on the completed operation. The content of the status object for a receive operation can be accessed as described in section 3.2.5. The status object for a send operation may be queried by a call to `MPI_TEST_CANCELLED` (see Section 3.8).

One is allowed to call `MPI_WAIT` with a null or inactive `request` argument. In this case the operation returns immediately with empty `status`.

Advice to users. Successful return of `MPI_WAIT` after a `MPI_IBSEND` implies that the user send buffer can be reused — i.e., data has been sent out or copied into a

1 buffer attached with `MPI_BUFFER_ATTACH`. Note that, at this point, we can no longer
 2 cancel the send (see Sec. 3.8). If a matching receive is never posted, then the buffer
 3 cannot be freed. This runs somewhat counter to the stated goal of `MPI_CANCEL`
 4 (always being able to free program space that was committed to the communication
 5 subsystem). (*End of advice to users.*)

7 *Advice to implementors.* In a multi-threaded environment, a call to `MPI_WAIT`
 8 should block only the calling thread, allowing the thread scheduler to schedule another
 9 thread for execution. (*End of advice to implementors.*)

12 `MPI_TEST(request, flag, status)`

14 INOUT	request	communication request (handle)
15 OUT	flag	true if operation completed (logical)
16 OUT	status	status object (Status)

18 `int MPI_Test(MPI_Request *request, int *flag, MPI_Status *status)`

20 `MPI_TEST(REQUEST, FLAG, STATUS, IERROR)`

21 LOGICAL FLAG

22 INTEGER REQUEST, STATUS(MPI_STATUS_SIZE), IERROR

24 A call to `MPI_TEST` returns `flag = true` if the operation identified by `request` is com-
 25 plete. In such a case, the status object is set to contain information on the completed
 26 operation; if the communication object was created by a nonblocking send or receive, then
 27 it is deallocated and the request handle is set to `MPI_REQUEST_NULL`. The call returns `flag`
 28 = `false`, otherwise. In this case, the value of the status object is undefined. `MPI_TEST` is a
 29 local operation.

30 The return status object for a receive operation carries information that can be accessed
 31 as described in section 3.2.5. The status object for a send operation carries information
 32 that can be accessed by a call to `MPI_TEST_CANCELLED` (see Section 3.8).

33 One is allowed to call `MPI_TEST` with a null or inactive `request` argument. In such a
 34 case the operation returns with `flag = true` and empty `status`.

35 The functions `MPI_WAIT` and `MPI_TEST` can be used to complete both sends and
 36 receives.

38 *Advice to users.* The use of the nonblocking `MPI_TEST` call allows the user to
 39 schedule alternative activities within a single thread of execution. An event-driven
 40 thread scheduler can be emulated with periodic calls to `MPI_TEST`. (*End of advice to*
 41 *users.*)

42 *Rationale.* The function `MPI_TEST` returns with `flag = true` exactly in those situ-
 43 ations where the function `MPI_WAIT` returns; both functions return in such case the
 44 same value in `status`. Thus, a blocking Wait can be easily replaced by a nonblocking
 45 Test. (*End of rationale.*)

47 **Example 3.11** Simple usage of nonblocking operations and `MPI_WAIT`.
 48

```

CALL MPI_COMM_RANK(comm, rank, ierr)
IF(rank.EQ.0) THEN
  CALL MPI_ISEND(a(1), 10, MPI_REAL, 1, tag, comm, request, ierr)
  **** do some computation to mask latency ****
  CALL MPI_WAIT(request, status, ierr)
ELSE
  CALL MPI_IRecv(a(1), 15, MPI_REAL, 0, tag, comm, request, ierr)
  **** do some computation to mask latency ****
  CALL MPI_WAIT(request, status, ierr)
END IF

```

A request object can be deallocated without waiting for the associated communication to complete, by using the following operation.

```

MPI_REQUEST_FREE(request)
    INOUT    request                communication request (handle)

int MPI_Request_free(MPI_Request *request)

MPI_REQUEST_FREE(REQUEST, IERROR)
    INTEGER REQUEST, IERROR

```

Mark the request object for deallocation and set `request` to `MPI_REQUEST_NULL`. An ongoing communication that is associated with the request will be allowed to complete. The request will be deallocated only after its completion.

Rationale. The `MPI_REQUEST_FREE` mechanism is provided for reasons of performance and convenience on the sending side. (*End of rationale.*)

Advice to users. Once a request is freed by a call to `MPI_REQUEST_FREE`, it is not possible to check for the successful completion of the associated communication with calls to `MPI_WAIT` or `MPI_TEST`. Also, if an error occurs subsequently during the communication, an error code cannot be returned to the user — such an error must be treated as fatal. Questions arise as to how one knows when the operations have completed when using `MPI_REQUEST_FREE`. Depending on the program logic, there may be other ways in which the program knows that certain operations have completed and this makes usage of `MPI_REQUEST_FREE` practical. For example, an active send request could be freed when the logic of the program is such that the receiver sends a reply to the message sent — the arrival of the reply informs the sender that the send has completed and the send buffer can be reused. An active receive request should never be freed as the receiver will have no way to verify that the receive has completed and the receive buffer can be reused. (*End of advice to users.*)

Example 3.12 An example using `MPI_REQUEST_FREE`.

CHANGE (source:MPI-1.2 errata, Ballot3, item 10.1): Fix example 3.12 by adding missing `MPI_COMM_WORLD` **CHANGE (source:MPI-1.2 errata, Ballot3, item 10.2):** Fix example 3.12 by adding missing `ierr`

```

1 CALL MPI_COMM_RANK(MPI_COMM_WORLD, rank, ierr)
2 IF(rank.EQ.0) THEN
3     DO i=1, n
4         CALL MPI_ISEND(outval, 1, MPI_REAL, 1, 0, MPI_COMM_WORLD, req, ierr)
5         CALL MPI_REQUEST_FREE(req, ierr)
6         CALL MPI_Irecv(inval, 1, MPI_REAL, 1, 0, MPI_COMM_WORLD, req, ierr)
7         CALL MPI_WAIT(req, status, ierr)
8     END DO
9 ELSE    ! rank.EQ.1
10    CALL MPI_Irecv(inval, 1, MPI_REAL, 0, 0, MPI_COMM_WORLD, req, ierr)
11    CALL MPI_WAIT(req, status, ierr)
12    DO I=1, n-1
13        CALL MPI_ISEND(outval, 1, MPI_REAL, 0, 0, MPI_COMM_WORLD, req, ierr)
14        CALL MPI_REQUEST_FREE(req, ierr)
15        CALL MPI_Irecv(inval, 1, MPI_REAL, 0, 0, MPI_COMM_WORLD, req, ierr)
16        CALL MPI_WAIT(req, status, ierr)
17    END DO
18    CALL MPI_ISEND(outval, 1, MPI_REAL, 0, 0, MPI_COMM_WORLD, req, ierr)
19    CALL MPI_WAIT(req, status, ierr)
20 END IF

```

21

22 3.7.4 Semantics of Nonblocking Communications

23

24 The semantics of nonblocking communication is defined by suitably extending the definitions
25 in Section 3.5.

26

27 **Order** Nonblocking communication operations are ordered according to the execution order
28 of the calls that initiate the communication. The non-overtaking requirement of Section 3.5
29 is extended to nonblocking communication, with this definition of order being used.

30

31 **Example 3.13** Message ordering for nonblocking operations. **CHANGE (source:Ballot**
32 **3, item 10.3):** *Calls to MPI_Wait are missing the ierr*

33

```

34 CALL MPI_COMM_RANK(comm, rank, ierr)
35 IF (RANK.EQ.0) THEN
36     CALL MPI_ISEND(a, 1, MPI_REAL, 1, 0, comm, r1, ierr)
37     CALL MPI_ISEND(b, 1, MPI_REAL, 1, 0, comm, r2, ierr)
38 ELSE    ! rank.EQ.1
39     CALL MPI_Irecv(a, 1, MPI_REAL, 0, MPI_ANY_TAG, comm, r1, ierr)
40     CALL MPI_Irecv(b, 1, MPI_REAL, 0, 0, comm, r2, ierr)
41 END IF
42 CALL MPI_WAIT(r1, status, ierr)
43 CALL MPI_WAIT(r2, status, ierr)

```

44

45 The first send of process zero will match the first receive of process one, even if both messages
46 are sent before process one executes either receive.

46

47

48

Progress A call to `MPI_WAIT` that completes a receive will eventually terminate and return if a matching send has been started, unless the send is satisfied by another receive. In particular, if the matching send is nonblocking, then the receive should complete even if no call is executed by the sender to complete the send. Similarly, a call to `MPI_WAIT` that completes a send will eventually return if a matching receive has been started, unless the receive is satisfied by another send, and even if no call is executed to complete the receive.

Example 3.14 An illustration of progress semantics.

```
CALL MPI_COMM_RANK(comm, rank, ierr)
IF (RANK.EQ.0) THEN
    CALL MPI_SSEND(a, 1, MPI_REAL, 1, 0, comm, ierr)
    CALL MPI_SEND(b, 1, MPI_REAL, 1, 1, comm, ierr)
ELSE    ! rank.EQ.1
    CALL MPI_Irecv(a, 1, MPI_REAL, 0, 0, comm, r, ierr)
    CALL MPI_RECV(b, 1, MPI_REAL, 0, 1, comm, ierr)
    CALL MPI_WAIT(r, status, ierr)
END IF
```

This code should not deadlock in a correct MPI implementation. The first synchronous send of process zero must complete after process one posts the matching (nonblocking) receive even if process one has not yet reached the completing wait call. Thus, process zero will continue and execute the second send, allowing process one to complete execution.

If an `MPI_TEST` that completes a receive is repeatedly called with the same arguments, and a matching send has been started, then the call will eventually return `flag = true`, unless the send is satisfied by another receive. If an `MPI_TEST` that completes a send is repeatedly called with the same arguments, and a matching receive has been started, then the call will eventually return `flag = true`, unless the receive is satisfied by another send.

3.7.5 Multiple Completions

It is convenient to be able to wait for the completion of any, some, or all the operations in a list, rather than having to wait for a specific message. A call to `MPI_WAITANY` or `MPI_TESTANY` can be used to wait for the completion of one out of several operations. A call to `MPI_WAITALL` or `MPI_TESTALL` can be used to wait for all pending operations in a list. A call to `MPI_WAIT SOME` or `MPI_TEST SOME` can be used to complete all enabled operations in a list.

`MPI_WAITANY` (count, array_of_requests, index, status)

IN	count	list length (integer)
INOUT	array_of_requests	array of requests (array of handles)
OUT	index	index of handle for operation that completed (integer)
OUT	status	status object (Status)

```
int MPI_Waitany(int count, MPI_Request *array_of_requests, int *index,
               MPI_Status *status)
```

```

1 MPI_WAITANY(COUNT, ARRAY_OF_REQUESTS, INDEX, STATUS, IERROR)
2     INTEGER COUNT, ARRAY_OF_REQUESTS(*), INDEX, STATUS(MPI_STATUS_SIZE),
3     IERROR

```

Blocks until one of the operations associated with the active requests in the array has completed. If more than one operation is enabled and can terminate, one is arbitrarily chosen. Returns in `index` the index of that request in the array and returns in `status` the status of the completing communication. (The array is indexed from zero in C, and from one in Fortran.) If the request was allocated by a nonblocking communication operation, then it is deallocated and the request handle is set to `MPI_REQUEST_NULL`.

The `array_of_requests` list may contain null or inactive handles. If the list contains no active handles (list has length zero or all entries are null or inactive), then the call returns immediately with `index = MPI_UNDEFINED`, and an empty `status`.

The execution of `MPI_WAITANY(count, array_of_requests, index, status)` has the same effect as the execution of `MPI_WAIT(&array_of_requests[i], status)`, where `i` is the value returned by `index` (unless the value of `index` is `MPI_UNDEFINED`). `MPI_WAITANY` with an array containing one active entry is equivalent to `MPI_WAIT`.

```

19 MPI_TESTANY(count, array_of_requests, index, flag, status)
20
21     IN      count                list length (integer)
22     INOUT  array_of_requests    array of requests (array of handles)
23     OUT    index                index of operation that completed, or MPI_UNDEFINED
24                                     if none completed (integer)
25     OUT    flag                 true if one of the operations is complete (logical)
26     OUT    status              status object (Status)

```

```

29 int MPI_Testany(int count, MPI_Request *array_of_requests, int *index,
30                int *flag, MPI_Status *status)

```

```

32 MPI_TESTANY(COUNT, ARRAY_OF_REQUESTS, INDEX, FLAG, STATUS, IERROR)
33     LOGICAL FLAG
34     INTEGER COUNT, ARRAY_OF_REQUESTS(*), INDEX, STATUS(MPI_STATUS_SIZE),
35     IERROR

```

Tests for completion of either one or none of the operations associated with active handles. In the former case, it returns `flag = true`, returns in `index` the index of this request in the array, and returns in `status` the status of that operation; if the request was allocated by a nonblocking communication call then the request is deallocated and the handle is set to `MPI_REQUEST_NULL`. (The array is indexed from zero in C, and from one in Fortran.) In the latter case (no operation completed), it returns `flag = false`, returns a value of `MPI_UNDEFINED` in `index` and `status` is undefined.

The array may contain null or inactive handles. If the array contains no active handles then the call returns immediately with `flag = true`, `index = MPI_UNDEFINED`, and an empty `status`.

If the array of requests contains active handles then the execution of `MPI_TESTANY(count, array_of_requests, index, status)` has the same effect as the execution of `MPI_TEST(&array_of_requests[i], flag, status)`, for `i=0, 1, ..., count-1`, in some arbitrary order, until one call

returns `flag = true`, or all fail. In the former case, `index` is set to the last value of `i`, and in the latter case, it is set to `MPI_UNDEFINED`. `MPI_TESTANY` with an array containing one active entry is equivalent to `MPI_TEST`.

Rationale. The function `MPI_TESTANY` returns with `flag = true` exactly in those situations where the function `MPI_WAITANY` returns; both functions return in that case the same values in the remaining parameters. Thus, a blocking `MPI_WAITANY` can be easily replaced by a nonblocking `MPI_TESTANY`. The same relation holds for the other pairs of Wait and Test functions defined in this section. (*End of rationale.*)

`MPI_WAITALL(count, array_of_requests, array_of_statuses)`

IN	<code>count</code>	lists length (integer)
INOUT	<code>array_of_requests</code>	array of requests (array of handles)
OUT	<code>array_of_statuses</code>	array of status objects (array of Status)

```
int MPI_Waitall(int count, MPI_Request *array_of_requests,
               MPI_Status *array_of_statuses)
```

```
MPI_WAITALL(COUNT, ARRAY_OF_REQUESTS, ARRAY_OF_STATUSES, IERROR)
INTEGER COUNT, ARRAY_OF_REQUESTS(*)
INTEGER ARRAY_OF_STATUSES(MPI_STATUS_SIZE,*), IERROR
```

Blocks until all communication operations associated with active handles in the list complete, and return the status of all these operations (this includes the case where no handle in the list is active). Both arrays have the same number of valid entries. The `i`-th entry in `array_of_statuses` is set to the return status of the `i`-th operation. Requests that were created by nonblocking communication operations are deallocated and the corresponding handles in the array are set to `MPI_REQUEST_NULL`. The list may contain null or inactive handles. The call sets to empty the status of each such entry.

The error-free execution of `MPI_WAITALL(count, array_of_requests, array_of_statuses)` has the same effect as the execution of `MPI_WAIT(&array_of_request[i], &array_of_statuses[i])`, for `i=0, ..., count-1`, in some arbitrary order. `MPI_WAITALL` with an array of length one is equivalent to `MPI_WAIT`.

When one or more of the communications completed by a call to `MPI_WAITALL` fail, it is desirable to return specific information on each communication. The function `MPI_WAITALL` will return in such case the error code `MPI_ERR_IN_STATUS` and will set the error field of each status to a specific error code. This code will be `MPI_SUCCESS`, if the specific communication completed; it will be another specific error code, if it failed; or it can be `MPI_ERR_PENDING` if it has neither failed nor completed. The function `MPI_WAITALL` will return `MPI_SUCCESS` if no request had an error, or will return another error code if it failed for other reasons (such as invalid arguments). In such cases, it will not update the error fields of the statuses.

Rationale. This design streamlines error handling in the application. The application code need only test the (single) function result to determine if an error has occurred. It needs to check each individual status only when an error occurred. (*End of rationale.*)

1 MPI_TESTALL(count, array_of_requests, flag, array_of_statuses)

2 IN count lists length (integer)
 3
 4 INOUT array_of_requests array of requests (array of handles)
 5 OUT flag (logical)
 6 OUT array_of_statuses array of status objects (array of Status)

7
 8
 9 int MPI_Testall(int count, MPI_Request *array_of_requests, int *flag,
 10 MPI_Status *array_of_statuses)

11 MPI_TESTALL(COUNT, ARRAY_OF_REQUESTS, FLAG, ARRAY_OF_STATUSES, IERROR)
 12 LOGICAL FLAG
 13 INTEGER COUNT, ARRAY_OF_REQUESTS(*),
 14 ARRAY_OF_STATUSES(MPI_STATUS_SIZE,*), IERROR

15
 16 Returns flag = true if all communications associated with active handles in the array
 17 have completed (this includes the case where no handle in the list is active). In this case,
 18 each status entry that corresponds to an active handle request is set to the status of the
 19 corresponding communication; if the request was allocated by a nonblocking communication
 20 call then it is deallocated, and the handle is set to MPI_REQUEST_NULL. Each status entry
 21 that corresponds to a null or inactive handle is set to empty.

22 Otherwise, flag = false is returned, no request is modified and the values of the status
 23 entries are undefined. This is a local operation.

24 Errors that occurred during the execution of MPI_TESTALL are handled as errors in
 25 MPI_WAITALL.

26
 27 MPI_WAITSOME(incount, array_of_requests, outcount, array_of_indices, array_of_statuses)

28
 29 IN incount length of array_of_requests (integer)
 30 INOUT array_of_requests array of requests (array of handles)
 31 OUT outcount number of completed requests (integer)
 32 OUT array_of_indices array of indices of operations that completed (array of
 33 integers)
 34
 35 OUT array_of_statuses array of status objects for operations that completed
 36 (array of Status)

37
 38 int MPI_Waitsome(int incount, MPI_Request *array_of_requests, int *outcount,
 39 int *array_of_indices, MPI_Status *array_of_statuses)

40
 41 MPI_WAITSOME(INCOUNT, ARRAY_OF_REQUESTS, OUTCOUNT, ARRAY_OF_INDICES,
 42 ARRAY_OF_STATUSES, IERROR)
 43 INTEGER INCOUNT, ARRAY_OF_REQUESTS(*), OUTCOUNT, ARRAY_OF_INDICES(*),
 44 ARRAY_OF_STATUSES(MPI_STATUS_SIZE,*), IERROR

45
 46 Waits until at least one of the operations associated with active handles in the list
 47 have completed. Returns in outcount the number of requests from the list array_of_requests
 48 that have completed. Returns in the first outcount locations of the array array_of_indices the

indices of these operations (index within the array `array_of_requests`; the array is indexed from zero in C and from one in Fortran). Returns in the first `outcount` locations of the array `array_of_status` the status for these completed operations. If a request that completed was allocated by a nonblocking communication call, then it is deallocated, and the associated handle is set to `MPI_REQUEST_NULL`.

If the list contains no active handles, then the call returns immediately with `outcount = MPI_UNDEFINED`.

When one or more of the communications completed by `MPI_WAITSSOME` fails, then it is desirable to return specific information on each communication. The arguments `outcount`, `array_of_indices` and `array_of_statuses` will be adjusted to indicate completion of all communications that have succeeded or failed. The call will return the error code `MPI_ERR_IN_STATUS` and the error field of each status returned will be set to indicate success or to indicate the specific error that occurred. The call will return `MPI_SUCCESS` if no request resulted in an error, and will return another error code if it failed for other reasons (such as invalid arguments). In such cases, it will not update the error fields of the statuses.

`MPI_TESTSSOME`(`incount`, `array_of_requests`, `outcount`, `array_of_indices`, `array_of_statuses`)

IN	<code>incount</code>	length of <code>array_of_requests</code> (integer)
INOUT	<code>array_of_requests</code>	array of requests (array of handles)
OUT	<code>outcount</code>	number of completed requests (integer)
OUT	<code>array_of_indices</code>	array of indices of operations that completed (array of integers)
OUT	<code>array_of_statuses</code>	array of status objects for operations that completed (array of Status)

```
int MPI_Testsome(int incount, MPI_Request *array_of_requests, int *outcount,
                int *array_of_indices, MPI_Status *array_of_statuses)
```

```
MPI_TESTSSOME(INCOUNT, ARRAY_OF_REQUESTS, OUTCOUNT, ARRAY_OF_INDICES,
              ARRAY_OF_STATUSES, IERROR)
INTEGER INCOUNT, ARRAY_OF_REQUESTS(*), OUTCOUNT, ARRAY_OF_INDICES(*),
ARRAY_OF_STATUSES(MPI_STATUS_SIZE,*), IERROR
```

Behaves like `MPI_WAITSSOME`, except that it returns immediately. If no operation has completed it returns `outcount = 0`. If there is no active handle in the list it returns `outcount = MPI_UNDEFINED`.

`MPI_TESTSSOME` is a local operation, which returns immediately, whereas `MPI_WAITSSOME` will block until a communication completes, if it was passed a list that contains at least one active handle. Both calls fulfill a fairness requirement: If a request for a receive repeatedly appears in a list of requests passed to `MPI_WAITSSOME` or `MPI_TESTSSOME`, and a matching send has been posted, then the receive will eventually succeed, unless the send is satisfied by another receive; and similarly for send requests.

Errors that occur during the execution of `MPI_TESTSSOME` are handled as for `MPI_WAITSSOME`.

Advice to users. The use of `MPI_TESTSSOME` is likely to be more efficient than the use of `MPI_TESTANY`. The former returns information on all completed communications,

1 with the latter, a new call is required for each communication that completes.

2 A server with multiple clients can use MPI_WAITSSOME so as not to starve any
 3 client. Clients send messages to the server with service requests. The server calls
 4 MPI_WAITSSOME with one receive request for each client, and then handles all re-
 5 ceives that completed. If a call to MPI_WAITANY is used instead, then one client
 6 could starve while requests from another client always sneak in first. (*End of advice*
 7 *to users.*)
 8

9 *Advice to implementors.* MPI_TESTSSOME should complete as many pending com-
 10 munications as possible. (*End of advice to implementors.*)
 11

12 **Example 3.15** Client-server code (starvation can occur).
 13

```

14
15 CALL MPI_COMM_SIZE(comm, size, ierr)
16 CALL MPI_COMM_RANK(comm, rank, ierr)
17 IF(rank > 0) THEN          ! client code
18   DO WHILE(.TRUE.)
19     CALL MPI_ISEND(a, n, MPI_REAL, 0, tag, comm, request, ierr)
20     CALL MPI_WAIT(request, status, ierr)
21   END DO
22 ELSE                        ! rank=0 -- server code
23   DO i=1, size-1
24     CALL MPI_Irecv(a(1,i), n, MPI_REAL, i tag,
25                   comm, request_list(i), ierr)
26   END DO
27   DO WHILE(.TRUE.)
28     CALL MPI_WAITANY(size-1, request_list, index, status, ierr)
29     CALL DO_SERVICE(a(1,index)) ! handle one message
30     CALL MPI_Irecv(a(1, index), n, MPI_REAL, index, tag,
31                   comm, request_list(index), ierr)
32   END DO
33 END IF
34

```

35 **Example 3.16** Same code, using MPI_WAITSSOME.
 36

```

37
38 CALL MPI_COMM_SIZE(comm, size, ierr)
39 CALL MPI_COMM_RANK(comm, rank, ierr)
40 IF(rank > 0) THEN          ! client code
41   DO WHILE(.TRUE.)
42     CALL MPI_ISEND(a, n, MPI_REAL, 0, tag, comm, request, ierr)
43     CALL MPI_WAIT(request, status, ierr)
44   END DO
45 ELSE                        ! rank=0 -- server code
46   DO i=1, size-1
47     CALL MPI_Irecv(a(1,i), n, MPI_REAL, i, tag,
48                   comm, requests(i), ierr)

```

```

END DO 1
DO WHILE(.TRUE.) 2
    CALL MPI_WAITSSOME(size, request_list, numdone, 3
                      indices, statuses, ierr) 4
    DO i=1, numdone 5
        CALL DO_SERVICE(a(1, indices(i))) 6
        CALL MPI_Irecv(a(1, indices(i)), n, MPI_REAL, 0, tag, 7
                      comm, requests(indices(i)), ierr) 8
    END DO 9
END DO 10
END IF 11

```

3.8 Probe and Cancel

The `MPI_PROBE` and `MPI_Iprobe` operations allow incoming messages to be checked for, without actually receiving them. The user can then decide how to receive them, based on the information returned by the probe (basically, the information returned by `status`). In particular, the user may allocate memory for the receive buffer, according to the length of the probed message.

The `MPI_CANCEL` operation allows pending communications to be canceled. This is required for cleanup. Posting a send or a receive ties up user resources (send or receive buffers), and a cancel may be needed to free these resources gracefully.

`MPI_Iprobe(source, tag, comm, flag, status)`

IN	source	source rank, or <code>MPI_ANY_SOURCE</code> (integer)
IN	tag	tag value or <code>MPI_ANY_TAG</code> (integer)
IN	comm	communicator (handle)
OUT	flag	(logical)
OUT	status	status object (<code>Status</code>)

```

int MPI_Iprobe(int source, int tag, MPI_Comm comm, int *flag,
              MPI_Status *status)

```

```

MPI_Iprobe(SOURCE, TAG, COMM, FLAG, STATUS, IERROR)
    LOGICAL FLAG
    INTEGER SOURCE, TAG, COMM, STATUS(MPI_STATUS_SIZE), IERROR

```

`MPI_Iprobe(source, tag, comm, flag, status)` returns `flag = true` if there is a message that can be received and that matches the pattern specified by the arguments `source`, `tag`, and `comm`. The call matches the same message that would have been received by a call to `MPI_RECV(..., source, tag, comm, status)` executed at the same point in the program, and returns in `status` the same value that would have been returned by `MPI_RECV()`. Otherwise, the call returns `flag = false`, and leaves `status` undefined.

If `MPI_Iprobe` returns `flag = true`, then the content of the status object can be subsequently accessed as described in section 3.2.5 to find the source, tag and length of the probed message.

CHANGE (source:MPI-2, p. 26): *A subsequent receive executed with the same context, and the source and tag returned in status by MPI_IPROBE will receive the message that was matched by the probe, if no other intervening receive occurs after the probe. INTO:* A subsequent receive executed with the same communicator, and the source and tag returned in status by MPI_IPROBE will receive the message that was matched by the probe, if no other intervening receive occurs after the probe, and the send is not successfully cancelled before the receive. If the receiving process is multi-threaded, it is the user's responsibility to ensure that the last condition holds.

The source argument of MPI_PROBE can be MPI_ANY_SOURCE, and the tag argument can be MPI_ANY_TAG, so that one can probe for messages from an arbitrary source and/or with an arbitrary tag. However, a specific communication context must be provided with the comm argument.

It is not necessary to receive a message immediately after it has been probed for, and the same message may be probed for several times before it is received.

MPI_PROBE(source, tag, comm, status)

IN	source	source rank, or MPI_ANY_SOURCE (integer)
IN	tag	tag value, or MPI_ANY_TAG (integer)
IN	comm	communicator (handle)
OUT	status	status object (Status)

```
int MPI_Probe(int source, int tag, MPI_Comm comm, MPI_Status *status)
```

```
MPI_PROBE(SOURCE, TAG, COMM, STATUS, IERROR)
```

```
INTEGER SOURCE, TAG, COMM, STATUS(MPI_STATUS_SIZE), IERROR
```

MPI_PROBE behaves like MPI_IPROBE except that it is a blocking call that returns only after a matching message has been found.

The MPI implementation of MPI_PROBE and MPI_IPROBE needs to guarantee progress: if a call to MPI_PROBE has been issued by a process, and a send that matches the probe has been initiated by some process, then the call to MPI_PROBE will return, unless the message is received by another concurrent receive operation (that is executed by another thread at the probing process). Similarly, if a process busy waits with MPI_IPROBE and a matching message has been issued, then the call to MPI_IPROBE will eventually return `flag = true` unless the message is received by another concurrent receive operation.

Example 3.17 Use blocking probe to wait for an incoming message.

CHANGE (source:MPI-2, p. 28): *Addition of communicators* **CHANGE (source:MPI-1.2 errata, Ballot3, item 10.4):** *Do Fortran -style equality test*

```
CALL MPI_COMM_RANK(comm, rank, ierr)
IF (rank.EQ.0) THEN
  CALL MPI_SEND(i, 1, MPI_INTEGER, 2, 0, comm, ierr)
ELSE IF(rank.EQ.1) THEN
  CALL MPI_SEND(x, 1, MPI_REAL, 2, 0, comm, ierr)
ELSE ! rank.EQ.2
  DO i=1, 2
```

```

CALL MPI_PROBE(MPI_ANY_SOURCE, 0,                                1
               comm, status, ierr)                              2
IF (status(MPI_SOURCE) .EQ. 0) THEN                             3
100    CALL MPI_RECV(i, 1, MPI_INTEGER, 0, 0, comm, status, ierr) 4
ELSE                                                                 5
200    CALL MPI_RECV(x, 1, MPI_REAL, 1, 0, comm, status, ierr)   6
END IF                                                            7
END DO                                                            8
END IF                                                            9

```

Each message is received with the right type. 10

Example 3.18 A similar program to the previous example, but now it has a problem. 12
CHANGE (source:MPI-2, p. 28):*Addition of communicators* **CHANGE (source:MPI-** 13
1.2 errata, Ballot3, item 10.4):*Do Fortran -style equality test* 14

```

CALL MPI_COMM_RANK(comm, rank, ierr)                            15
IF (rank.EQ.0) THEN                                            16
    CALL MPI_SEND(i, 1, MPI_INTEGER, 2, 0, comm, ierr)          17
ELSE IF(rank.EQ.1) THEN                                        18
    CALL MPI_SEND(x, 1, MPI_REAL, 2, 0, comm, ierr)             19
ELSE                                                            20
    DO i=1, 2                                                  21
        CALL MPI_PROBE(MPI_ANY_SOURCE, 0,                       22
                       comm, status, ierr)                     23
        IF (status(MPI_SOURCE) .EQ. 0) THEN                    24
100            CALL MPI_RECV(i, 1, MPI_INTEGER, MPI_ANY_SOURCE, 25
                           0, comm, status, ierr)              26
        ELSE                                                    27
200            CALL MPI_RECV(x, 1, MPI_REAL, MPI_ANY_SOURCE,   28
                           0, comm, status, ierr)              29
        END IF                                                  30
    END DO                                                      31
END IF                                                            32
END IF                                                            33

```

We slightly modified example 3.17, using MPI_ANY_SOURCE as the source argument in the two receive calls in statements labeled 100 and 200. The program is now incorrect: the receive operation may receive a message that is distinct from the message probed by the preceding call to MPI_PROBE. 34

Advice to implementors. A call to MPI_PROBE(source, tag, comm, status) will match the message that would have been received by a call to MPI_RECV(..., source, tag, comm, status) executed at the same point. Suppose that this message has source s, tag t and communicator c. If the tag argument in the probe call has value MPI_ANY_TAG then the message probed will be the earliest pending message from source s with communicator c and any tag; in any case, the message probed will be the earliest pending message from source s with tag t and communicator c (this is the message that would have been received, so as to preserve message order). This message continues as the earliest pending message from source s with tag t and communicator c, until it is received. A receive operation subsequent to the probe that uses the same communicator 38

1 as the probe and uses the tag and source values returned by the probe, must receive
 2 this message, unless it has already been received by another receive operation. (*End*
 3 *of advice to implementors.*)
 4
 5

6 MPI_CANCEL(request)

7
 8 IN request communication request (handle)
 9

10 int MPI_Cancel(MPI_Request *request)

11 MPI_CANCEL(REQUEST, IERROR)
 12 INTEGER REQUEST, IERROR
 13

14 A call to MPI_CANCEL marks for cancellation a pending, nonblocking communication
 15 operation (send or receive). The cancel call is local. It returns immediately, possibly before
 16 the communication is actually canceled. It is still necessary to complete a communication
 17 that has been marked for cancellation, using a call to MPI_REQUEST_FREE, MPI_WAIT or
 18 MPI_TEST (or any of the derived operations).

19 If a communication is marked for cancellation, then a MPI_WAIT call for that com-
 20 munication is guaranteed to return, irrespective of the activities of other processes (i.e.,
 21 MPI_WAIT behaves as a local function); similarly if MPI_TEST is repeatedly called in a
 22 busy wait loop for a canceled communication, then MPI_TEST will eventually be successful.

23 MPI_CANCEL can be used to cancel a communication that uses a persistent request (see
 24 Sec. 3.9), in the same way it is used for nonpersistent requests. A successful cancellation
 25 cancels the active communication, but not the request itself. After the call to MPI_CANCEL
 26 and the subsequent call to MPI_WAIT or MPI_TEST, the request becomes inactive and can
 27 be activated for a new communication.

28 The successful cancellation of a buffered send frees the buffer space occupied by the
 29 pending message.

30 Either the cancellation succeeds, or the communication succeeds, but not both. If a
 31 send is marked for cancellation, then it must be the case that either the send completes
 32 normally, in which case the message sent was received at the destination process, or that
 33 the send is successfully canceled, in which case no part of the message was received at the
 34 destination. Then, any matching receive has to be satisfied by another send. If a receive is
 35 marked for cancellation, then it must be the case that either the receive completes normally,
 36 or that the receive is successfully canceled, in which case no part of the receive buffer is
 37 altered. Then, any matching send has to be satisfied by another receive.

38 If the operation has been canceled, then information to that effect will be returned in
 39 the status argument of the operation that completes the communication.
 40

41 MPI_TEST_CANCELLED(status, flag)

42
 43 IN status status object (Status)
 44 OUT flag (logical)
 45

46 int MPI_Test_cancelled(MPI_Status *status, int *flag)

47
 48 MPI_TEST_CANCELLED(STATUS, FLAG, IERROR)

LOGICAL FLAG
 INTEGER STATUS(MPI_STATUS_SIZE), IERROR

Returns `flag = true` if the communication associated with the status object was canceled successfully. In such a case, all other fields of `status` (such as `count` or `tag`) are undefined. Returns `flag = false`, otherwise. If a receive operation might be canceled then one should call `MPI_TEST_CANCELLED` first, to check whether the operation was canceled, before checking on the other fields of the return status.

Advice to users. Cancel can be an expensive operation that should be used only exceptionally. (*End of advice to users.*)

Advice to implementors. If a send operation uses an “eager” protocol (data is transferred to the receiver before a matching receive is posted), then the cancellation of this send may require communication with the intended receiver in order to free allocated buffers. On some systems this may require an interrupt to the intended receiver. Note that, while communication may be needed to implement `MPI_CANCEL`, this is still a local operation, since its completion does not depend on the code executed by other processes. If processing is required on another process, this should be transparent to the application (hence the need for an interrupt and an interrupt handler). (*End of advice to implementors.*)

3.9 Persistent communication requests

Often a communication with the same argument list is repeatedly executed within the inner loop of a parallel computation. In such a situation, it may be possible to optimize the communication by binding the list of communication arguments to a **persistent** communication request once and, then, repeatedly using the request to initiate and complete messages. The persistent request thus created can be thought of as a communication port or a “half-channel.” It does not provide the full functionality of a conventional channel, since there is no binding of the send port to the receive port. This construct allows reduction of the overhead for communication between the process and communication controller, but not of the overhead for communication between one communication controller and another. It is not necessary that messages sent with a persistent request be received by a receive operation using a persistent request, or vice versa.

A persistent communication request is created using one of the four following calls. These calls involve no communication.


```

1 MPI_SEND_INIT(buf, count, datatype, dest, tag, comm, request)
2     IN      buf                initial address of send buffer (choice)
3
4     IN      count              number of elements sent (integer)
5
6     IN      datatype           type of each element (handle)
7
8     IN      dest               rank of destination (integer)
9
10    IN      tag                 message tag (integer)
11
12    IN      comm                communicator (handle)
13
14    OUT     request             communication request (handle)
15
16 int MPI_Send_init(void* buf, int count, MPI_Datatype datatype, int dest,
17                  int tag, MPI_Comm comm, MPI_Request *request)
18
19 MPI_SEND_INIT(BUF, COUNT, DATATYPE, DEST, TAG, COMM, REQUEST, IERROR)
20     <type> BUF(*)
21     INTEGER REQUEST, COUNT, DATATYPE, DEST, TAG, COMM, REQUEST, IERROR
22
23     Creates a persistent communication request for a standard mode send operation, and
24     binds to it all the arguments of a send operation.
25
26 MPI_BSEND_INIT(buf, count, datatype, dest, tag, comm, request)
27
28     IN      buf                initial address of send buffer (choice)
29
30     IN      count              number of elements sent (integer)
31
32     IN      datatype           type of each element (handle)
33
34     IN      dest               rank of destination (integer)
35
36     IN      tag                 message tag (integer)
37
38     IN      comm                communicator (handle)
39
40     OUT     request             communication request (handle)
41
42 int MPI_Bsend_init(void* buf, int count, MPI_Datatype datatype, int dest,
43                  int tag, MPI_Comm comm, MPI_Request *request)
44
45 MPI_BSEND_INIT(BUF, COUNT, DATATYPE, DEST, TAG, COMM, REQUEST, IERROR)
46     <type> BUF(*)
47     INTEGER REQUEST, COUNT, DATATYPE, DEST, TAG, COMM, REQUEST, IERROR
48
49     Creates a persistent communication request for a buffered mode send.

```

MPI_SSEND_INIT(buf, count, datatype, dest, tag, comm, request)			1
IN	buf	initial address of send buffer (choice)	2
			3
IN	count	number of elements sent (integer)	4
IN	datatype	type of each element (handle)	5
			6
IN	dest	rank of destination (integer)	7
IN	tag	message tag (integer)	8
IN	comm	communicator (handle)	9
OUT	request	communication request (handle)	10
			11
			12
int MPI_Ssend_init(void* buf, int count, MPI_Datatype datatype, int dest,			13
int tag, MPI_Comm comm, MPI_Request *request)			14
MPI_SSEND_INIT(BUF, COUNT, DATATYPE, DEST, TAG, COMM, REQUEST, IERROR)			15
<type> BUF(*)			16
INTEGER COUNT, DATATYPE, DEST, TAG, COMM, REQUEST, IERROR			17
			18
Creates a persistent communication object for a synchronous mode send operation.			19
			20
			21
MPI_RSEND_INIT(buf, count, datatype, dest, tag, comm, request)			22
IN	buf	initial address of send buffer (choice)	23
IN	count	number of elements sent (integer)	24
IN	datatype	type of each element (handle)	25
			26
IN	dest	rank of destination (integer)	27
IN	tag	message tag (integer)	28
IN	comm	communicator (handle)	29
OUT	request	communication request (handle)	30
			31
			32
int MPI_Rsend_init(void* buf, int count, MPI_Datatype datatype, int dest,			33
int tag, MPI_Comm comm, MPI_Request *request)			34
MPI_RSEND_INIT(BUF, COUNT, DATATYPE, DEST, TAG, COMM, REQUEST, IERROR)			35
<type> BUF(*)			36
INTEGER COUNT, DATATYPE, DEST, TAG, COMM, REQUEST, IERROR			37
			38
Creates a persistent communication object for a ready mode send operation.			39
			40
			41
			42
			43
			44
			45
			46
			47
			48

```

1 MPI_RECV_INIT(buf, count, datatype, source, tag, comm, request)
2   OUT      buf                initial address of receive buffer (choice)
3
4   IN       count              number of elements received (integer)
5
6   IN       datatype           type of each element (handle)
7
8   IN       source             rank of source or MPI_ANY_SOURCE (integer)
9
10  IN       tag                message tag or MPI_ANY_TAG (integer)
11
12  IN       comm               communicator (handle)
13
14  OUT      request            communication request (handle)
15
16  int MPI_Recv_init(void* buf, int count, MPI_Datatype datatype, int source,
17                   int tag, MPI_Comm comm, MPI_Request *request)

```

```

18 MPI_RECV_INIT(BUF, COUNT, DATATYPE, SOURCE, TAG, COMM, REQUEST, IERROR)
19   <type> BUF(*)
20   INTEGER COUNT, DATATYPE, SOURCE, TAG, COMM, REQUEST, IERROR

```

Creates a persistent communication request for a receive operation. The argument `buf` is marked as `OUT` because the user gives permission to write on the receive buffer by passing the argument to `MPI_RECV_INIT`.

A persistent communication request is inactive after it was created — no active communication is attached to the request.

A communication (send or receive) that uses a persistent request is initiated by the function `MPI_START`.

```

26
27 MPI_START(request)
28   INOUT    request            communication request (handle)

```

```

29
30
31 int MPI_Start(MPI_Request *request)
32
33 MPI_START(REQUEST, IERROR)
34   INTEGER REQUEST, IERROR

```

The argument, `request`, is a handle returned by one of the previous five calls. The associated request should be inactive. The request becomes active once the call is made.

If the request is for a send with ready mode, then a matching receive should be posted before the call is made. The communication buffer should not be accessed after the call, and until the operation completes.

The call is local, with similar semantics to the nonblocking communication operations described in section 3.7. That is, a call to `MPI_START` with a request created by `MPI_SEND_INIT` starts a communication in the same manner as a call to `MPI_ISEND`; a call to `MPI_START` with a request created by `MPI_BSEND_INIT` starts a communication in the same manner as a call to `MPI_IBSEND`; and so on.

45
46
47
48

```
MPI_STARTALL(count, array_of_requests)
```

```
IN      count          list length (integer)
INOUT   array_of_requests  array of requests (array of handle)
```

```
int MPI_Startall(int count, MPI_Request *array_of_requests)
```

```
MPI_STARTALL(COUNT, ARRAY_OF_REQUESTS, IERROR)
INTEGER COUNT, ARRAY_OF_REQUESTS(*), IERROR
```

Start all communications associated with requests in `array_of_requests`. A call to `MPI_STARTALL(count, array_of_requests)` has the same effect as calls to `MPI_START (&array_of_requests[i])`, executed for $i=0, \dots, \text{count}-1$, in some arbitrary order.

A communication started with a call to `MPI_START` or `MPI_STARTALL` is completed by a call to `MPI_WAIT`, `MPI_TEST`, or one of the derived functions described in section 3.7.5. The request becomes inactive after successful completion of such call. The request is not deallocated and it can be activated anew by an `MPI_START` or `MPI_STARTALL` call.

A persistent request is deallocated by a call to `MPI_REQUEST_FREE` (Section 3.7.3).

The call to `MPI_REQUEST_FREE` can occur at any point in the program after the persistent request was created. However, the request will be deallocated only after it becomes inactive. Active receive requests should not be freed. Otherwise, it will not be possible to check that the receive has completed. It is preferable, in general, to free requests when they are inactive. If this rule is followed, then the functions described in this section will be invoked in a sequence of the form,

Create (Start Complete)* Free , CHANGE (source:MPI-1.2 errata, Ballot3,

item 14):Add newline

where * indicates zero or more repetitions. If the same communication object is used in several concurrent threads, it is the user's responsibility to coordinate calls so that the correct sequence is obeyed.

A send operation initiated with `MPI_START` can be matched with any receive operation and, likewise, a receive operation initiated with `MPI_START` can receive messages generated by any send operation.

ADD (source:MPI-2, p. 29): ADD (source:Section on Argument copying and register optimization):

Advice to users. To prevent problems with the argument copying and register optimization done by Fortran compilers, please note the hints in subsections "Problems Due to Data Copying and Sequence Association," and "A Problem with Register Optimization" in Section 10.2.2 of the MPI-2 Standard, pages 286 and 289. (*End of advice to users.*)

3.10 Send-receive

The **send-receive** operations combine in one call the sending of a message to one destination and the receiving of another message, from another process. The two (source and destination) are possibly the same. A send-receive operation is very useful for executing a shift operation across a chain of processes. If blocking sends and receives are used for

such a shift, then one needs to order the sends and receives correctly (for example, even processes send, then receive, odd processes receive first, then send) so as to prevent cyclic dependencies that may lead to deadlock. When a send-receive operation is used, the communication subsystem takes care of these issues. The send-receive operation can be used in conjunction with the functions described in Chapter 6 in order to perform shifts on various logical topologies. Also, a send-receive operation is useful for implementing remote procedure calls.

A message sent by a send-receive operation can be received by a regular receive operation or probed by a probe operation; a send-receive operation can receive a message sent by a regular send operation.

`MPI_SENDRECV(sendbuf, sendcount, sendtype, dest, sendtag, recvbuf, recvcount, recvtype, source, recvtag, comm, status)`

IN	sendbuf	initial address of send buffer (choice)
IN	sendcount	number of elements in send buffer (integer)
IN	sendtype	type of elements in send buffer (handle)
IN	dest	rank of destination (integer)
IN	sendtag	send tag (integer)
OUT	recvbuf	initial address of receive buffer (choice)
IN	recvcount	number of elements in receive buffer (integer)
IN	recvtype	type of elements in receive buffer (handle)
IN	source	rank of source (integer)
IN	recvtag	receive tag (integer)
IN	comm	communicator (handle)
OUT	status	status object (Status)

CHANGE (source:MPI-2, p. 29): *Change type for recvtag from MPI_Datatype to int*

```
int MPI_Sendrecv(void *sendbuf, int sendcount,
MPI_Datatype sendtype, int dest, int sendtag, void *recvbuf,
int recvcount, MPI_Datatype recvtype, int source, int recvtag,
MPI_Comm comm, MPI_Status *status)
```

```
MPI_SENDRECV(SENDBUF, SENDCOUNT, SENDTYPE, DEST, SENDTAG, RECVBUF,
RECVCOUNT, RECVTYPE, SOURCE, RECVTAG, COMM, STATUS, IERROR)
<type> SENDBUF(*), RECVBUF(*)
INTEGER SENDCOUNT, SENDTYPE, DEST, SENDTAG, RECVCOUNT, RECVTYPE,
SOURCE, RECVTAG, COMM, STATUS(MPI_STATUS_SIZE), IERROR
```

Execute a blocking send and receive operation. Both send and receive use the same communicator, but possibly different tags. The send buffer and receive buffers must be disjoint, and may have different lengths and datatypes.

MPI_SENDRECV_REPLACE(buf, count, datatype, dest, sendtag, source, recvtag, comm, status)			1
			2
INOUT	buf	initial address of send and receive buffer (choice)	3
			4
IN	count	number of elements in send and receive buffer (integer)	5
			6
IN	datatype	type of elements in send and receive buffer (handle)	7
			8
IN	dest	rank of destination (integer)	9
			10
IN	sendtag	send message tag (integer)	11
			12
IN	source	rank of source (integer)	13
			14
IN	recvtag	receive message tag (integer)	15
			16
IN	comm	communicator (handle)	17
			18
OUT	status	status object (Status)	19

```
int MPI_Sendrecv_replace(void* buf, int count, MPI_Datatype datatype,
                        int dest, int sendtag, int source, int recvtag, MPI_Comm comm,
                        MPI_Status *status)
```

```
MPI_SENDRECV_REPLACE(BUF, COUNT, DATATYPE, DEST, SENDTAG, SOURCE, RECVTAG,
                    COMM, STATUS, IERROR)
<type> BUF(*)
INTEGER COUNT, DATATYPE, DEST, SENDTAG, SOURCE, RECVTAG, COMM,
STATUS(MPI_STATUS_SIZE), IERROR
```

Execute a blocking send and receive. The same buffer is used both for the send and for the receive, so that the message sent is replaced by the message received.

The semantics of a send-receive operation is what would be obtained if the caller forked two concurrent threads, one to execute the send, and one to execute the receive, followed by a join of these two threads.

Advice to implementors. Additional intermediate buffering is needed for the “replace” variant. (*End of advice to implementors.*)

3.11 Null processes

In many instances, it is convenient to specify a “dummy” source or destination for communication. This simplifies the code that is needed for dealing with boundaries, for example, in the case of a non-circular shift done with calls to send-receive.

The special value `MPI_PROC_NULL` can be used instead of a rank wherever a source or a destination argument is required in a call. A communication with process `MPI_PROC_NULL` has no effect. A send to `MPI_PROC_NULL` succeeds and returns as soon as possible. A receive from `MPI_PROC_NULL` succeeds and returns as soon as possible with no modifications to the receive buffer. When a receive with `source = MPI_PROC_NULL` is executed then the status object returns `source = MPI_PROC_NULL`, `tag = MPI_ANY_TAG` and `count = 0`.

3.12 Derived datatypes

Up to here, all point to point communication have involved only contiguous buffers containing a sequence of elements of the same type. This is too constraining on two accounts. One often wants to pass messages that contain values with different datatypes (e.g., an integer count, followed by a sequence of real numbers); and one often wants to send noncontiguous data (e.g., a sub-block of a matrix). One solution is to pack noncontiguous data into a contiguous buffer at the sender site and unpack it back at the receiver site. This has the disadvantage of requiring additional memory-to-memory copy operations at both sites, even when the communication subsystem has scatter-gather capabilities. Instead, MPI provides mechanisms to specify more general, mixed, and noncontiguous communication buffers. It is up to the implementation to decide whether data should be first packed in a contiguous buffer before being transmitted, or whether it can be collected directly from where it resides.

The general mechanisms provided here allow one to transfer directly, without copying, objects of various shape and size. It is not assumed that the MPI library is cognizant of the objects declared in the host language. Thus, if one wants to transfer a structure, or an array section, it will be necessary to provide in MPI a definition of a communication buffer that mimics the definition of the structure or array section in question. These facilities can be used by library designers to define communication functions that can transfer objects defined in the host language — by decoding their definitions as available in a symbol table or a dope vector. Such higher-level communication functions are not part of MPI.

More general communication buffers are specified by replacing the basic datatypes that have been used so far with derived datatypes that are constructed from basic datatypes using the constructors described in this section. These methods of constructing derived datatypes can be applied recursively.

A **general datatype** is an opaque object that specifies two things:

- A sequence of basic datatypes
- A sequence of integer (byte) displacements

The displacements are not required to be positive, distinct, or in increasing order. Therefore, the order of items need not coincide with their order in store, and an item may appear more than once. We call such a pair of sequences (or sequence of pairs) a **type map**. The sequence of basic datatypes (displacements ignored) is the **type signature** of the datatype.

Let

$$Typemap = \{(type_0, disp_0), \dots, (type_{n-1}, disp_{n-1})\},$$

be such a type map, where $type_i$ are basic types, and $disp_i$ are displacements. Let

$$Typesig = \{type_0, \dots, type_{n-1}\}$$

be the associated type signature. This type map, together with a base address buf , specifies a communication buffer: the communication buffer that consists of n entries, where the i -th entry is at address $buf + disp_i$ and has type $type_i$. A message assembled from such a communication buffer will consist of n values, of the types defined by $Typesig$.

We can use a handle to a general datatype as an argument in a send or receive operation, instead of a basic datatype argument. The operation `MPI.SEND(buf, 1, datatype,...)` will use the send buffer defined by the base address `buf` and the general datatype associated with

datatype; it will generate a message with the type signature determined by the `datatype` argument. `MPI_RECV(buf, 1, datatype,...)` will use the receive buffer defined by the base address `buf` and the general datatype associated with `datatype`.

General datatypes can be used in all send and receive operations. We discuss, in Sec. 3.12.5, the case where the second argument `count` has value > 1 .

The basic datatypes presented in section 3.2.2 are particular cases of a general datatype, and are predefined. Thus, `MPI_INT` is a predefined handle to a datatype with type map $\{(int, 0)\}$, with one entry of type `int` and displacement zero. The other basic datatypes are similar.

The **extent** of a datatype is defined to be the span from the first byte to the last byte occupied by entries in this datatype, rounded up to satisfy alignment requirements. That is, if

$$Typemap = \{(type_0, disp_0), \dots, (type_{n-1}, disp_{n-1})\},$$

then

$$\begin{aligned} lb(Typemap) &= \min_j disp_j, \\ ub(Typemap) &= \max_j (disp_j + sizeof(type_j)) + \epsilon, \text{ and} \\ extent(Typemap) &= ub(Typemap) - lb(Typemap). \end{aligned} \tag{3.1}$$

If $type_i$ requires alignment to a byte address that is a multiple of k_i , then ϵ is the least nonnegative increment needed to round $extent(Typemap)$ to the next multiple of $\max_i k_i$. The complete definition of **extent** is given on page 74.

Example 3.19 Assume that $Type = \{(double, 0), (char, 8)\}$ (a double at displacement zero, followed by a `char` at displacement eight). Assume, furthermore, that doubles have to be strictly aligned at addresses that are multiples of eight. Then, the extent of this datatype is 16 (9 rounded to the next multiple of 8). A datatype that consists of a character immediately followed by a double will also have an extent of 16.

Rationale. The definition of extent is motivated by the assumption that the amount of padding added at the end of each structure in an array of structures is the least needed to fulfill alignment constraints. More explicit control of the extent is provided in section 3.12.3. Such explicit control is needed in cases where the assumption does not hold, for example, where union types are used. (*End of rationale.*)

3.12.1 Datatype constructors

Contiguous The simplest datatype constructor is `MPI_TYPE_CONTIGUOUS` which allows replication of a datatype into contiguous locations.

`MPI_TYPE_CONTIGUOUS(count, oldtype, newtype)`

IN	count	replication count (nonnegative integer)
IN	oldtype	old datatype (handle)
OUT	newtype	new datatype (handle)

```
int MPI_Type_contiguous(int count, MPI_Datatype oldtype,
                       MPI_Datatype *newtype)
```



```

1 MPI_TYPE_CONTIGUOUS(COUNT, OLDTYPE, NEWTYPE, IERROR)
2     INTEGER COUNT, OLDTYPE, NEWTYPE, IERROR

```

newtype is the datatype obtained by concatenating count copies of oldtype. Concatenation is defined using *extent* as the size of the concatenated copies.

Example 3.20 Let oldtype have type map $\{(double, 0), (char, 8)\}$, with extent 16, and let count = 3. The type map of the datatype returned by newtype is

$$\{(double, 0), (char, 8), (double, 16), (char, 24), (double, 32), (char, 40)\};$$

i.e., alternating double and char elements, with displacements 0, 8, 16, 24, 32, 40.

In general, assume that the type map of oldtype is

$$\{(type_0, disp_0), \dots, (type_{n-1}, disp_{n-1})\},$$

with extent *ex*. Then newtype has a type map with count · n entries defined by:

$$\{(type_0, disp_0), \dots, (type_{n-1}, disp_{n-1}), (type_0, disp_0 + ex), \dots, (type_{n-1}, disp_{n-1} + ex), \\ \dots, (type_0, disp_0 + ex \cdot (count - 1)), \dots, (type_{n-1}, disp_{n-1} + ex \cdot (count - 1))\}.$$

Vector The function MPI_TYPE_VECTOR is a more general constructor that allows replication of a datatype into locations that consist of equally spaced blocks. Each block is obtained by concatenating the same number of copies of the old datatype. The spacing between blocks is a multiple of the extent of the old datatype.

```

31 MPI_TYPE_VECTOR( count, blocklength, stride, oldtype, newtype)

```

32	IN	count	number of blocks (nonnegative integer)
33	IN	blocklength	number of elements in each block (nonnegative integer)
34	IN	stride	number of elements between start of each block (integer)
35			
36	IN	oldtype	old datatype (handle)
37	OUT	newtype	new datatype (handle)
38			
39			
40			

```

41
42 int MPI_Type_vector(int count, int blocklength, int stride,
43     MPI_Datatype oldtype, MPI_Datatype *newtype)

```

```

44 MPI_TYPE_VECTOR(COUNT, BLOCKLENGTH, STRIDE, OLDTYPE, NEWTYPE, IERROR)
45     INTEGER COUNT, BLOCKLENGTH, STRIDE, OLDTYPE, NEWTYPE, IERROR

```

46
47
48

Example 3.21 Assume, again, that `oldtype` has type map $\{(double, 0), (char, 8)\}$, with extent 16. A call to `MPI_TYPE_VECTOR(2, 3, 4, oldtype, newtype)` will create the datatype with type map,

$$\{(double, 0), (char, 8), (double, 16), (char, 24), (double, 32), (char, 40), \\ (double, 64), (char, 72), (double, 80), (char, 88), (double, 96), (char, 104)\}.$$

That is, two blocks with three copies each of the old type, with a stride of 4 elements ($4 \cdot 16$ bytes) between the blocks.

Example 3.22 A call to `MPI_TYPE_VECTOR(3, 1, -2, oldtype, newtype)` will create the datatype,

$$\{(double, 0), (char, 8), (double, -32), (char, -24), (double, -64), (char, -56)\}.$$

In general, assume that `oldtype` has type map,

$$\{(type_0, disp_0), \dots, (type_{n-1}, disp_{n-1})\},$$

with extent ex . Let `bl` be the `blocklength`. The newly created datatype has a type map with `count · bl · n` entries:

$$\{(type_0, disp_0), \dots, (type_{n-1}, disp_{n-1}), \\ (type_0, disp_0 + ex), \dots, (type_{n-1}, disp_{n-1} + ex), \dots, \\ (type_0, disp_0 + (bl - 1) \cdot ex), \dots, (type_{n-1}, disp_{n-1} + (bl - 1) \cdot ex), \\ (type_0, disp_0 + stride \cdot ex), \dots, (type_{n-1}, disp_{n-1} + stride \cdot ex), \dots, \\ (type_0, disp_0 + (stride + bl - 1) \cdot ex), \dots, (type_{n-1}, disp_{n-1} + (stride + bl - 1) \cdot ex), \dots, \\ (type_0, disp_0 + stride \cdot (count - 1) \cdot ex), \dots, \\ (type_{n-1}, disp_{n-1} + stride \cdot (count - 1) \cdot ex), \dots, \\ (type_0, disp_0 + (stride \cdot (count - 1) + bl - 1) \cdot ex), \dots, \\ (type_{n-1}, disp_{n-1} + (stride \cdot (count - 1) + bl - 1) \cdot ex)\}.$$

A call to `MPI_TYPE_CONTIGUOUS(count, oldtype, newtype)` is equivalent to a call to `MPI_TYPE_VECTOR(count, 1, 1, oldtype, newtype)`, or to a call to `MPI_TYPE_VECTOR(1, count, n, oldtype, newtype)`, `n` arbitrary.

Hvector The function `MPI_TYPE_HVECTOR` is identical to `MPI_TYPE_VECTOR`, except that `stride` is given in bytes, rather than in elements. The use for both types of vector constructors is illustrated in Sec. 3.12.7. (H stands for “heterogeneous”).

`MPI_TYPE_HVECTOR(count, blocklength, stride, oldtype, newtype)`

IN	count	number of blocks (nonnegative integer)
IN	blocklength	number of elements in each block (nonnegative integer)
IN	stride	number of bytes between start of each block (integer)
IN	oldtype	old datatype (handle)
OUT	newtype	new datatype (handle)

```
int MPI_Type_hvector(int count, int blocklength, MPI_Aint stride,
                    MPI_Datatype oldtype, MPI_Datatype *newtype)
```

```
MPI_TYPE_HVECTOR(COUNT, BLOCKLENGTH, STRIDE, OLDTYPE, NEWTYPE, IERROR)
INTEGER COUNT, BLOCKLENGTH, STRIDE, OLDTYPE, NEWTYPE, IERROR
```

Assume that `oldtype` has type map,

$$\{(type_0, disp_0), \dots, (type_{n-1}, disp_{n-1})\},$$

with extent ex . Let `bl` be the `blocklength`. The newly created datatype has a type map with `count · bl · n` entries:

$$\begin{aligned} &\{(type_0, disp_0), \dots, (type_{n-1}, disp_{n-1}), \\ &(type_0, disp_0 + ex), \dots, (type_{n-1}, disp_{n-1} + ex), \dots, \\ &(type_0, disp_0 + (bl - 1) \cdot ex), \dots, (type_{n-1}, disp_{n-1} + (bl - 1) \cdot ex), \\ &(type_0, disp_0 + stride), \dots, (type_{n-1}, disp_{n-1} + stride), \dots, \\ &(type_0, disp_0 + stride + (bl - 1) \cdot ex), \dots, \\ &(type_{n-1}, disp_{n-1} + stride + (bl - 1) \cdot ex), \dots, \\ &(type_0, disp_0 + stride \cdot (count - 1)), \dots, (type_{n-1}, disp_{n-1} + stride \cdot (count - 1)), \dots, \\ &(type_0, disp_0 + stride \cdot (count - 1) + (bl - 1) \cdot ex), \dots, \\ &(type_{n-1}, disp_{n-1} + stride \cdot (count - 1) + (bl - 1) \cdot ex)\}. \end{aligned}$$

Indexed The function `MPI_TYPE_INDEXED` allows replication of an old datatype into a sequence of blocks (each block is a concatenation of the old datatype), where each block can contain a different number of copies and have a different displacement. All block displacements are multiples of the old type extent.

`MPI_TYPE_INDEXED(count, array_of_blocklengths, array_of_displacements, oldtype, newtype)`

IN	count	number of blocks – also number of entries in <code>array_of_displacements</code> and <code>array_of_blocklengths</code> (non-negative integer)
IN	array_of_blocklengths	number of elements per block (array of nonnegative integers)
IN	array_of_displacements	displacement for each block, in multiples of <code>oldtype</code> extent (array of integer)
IN	oldtype	old datatype (handle)
OUT	newtype	new datatype (handle)

```
int MPI_Type_indexed(int count, int *array_of_blocklengths,
                    int *array_of_displacements, MPI_Datatype oldtype,
                    MPI_Datatype *newtype)
```

```
MPI_TYPE_INDEXED(COUNT, ARRAY_OF_BLOCKLENGTHS, ARRAY_OF_DISPLACEMENTS,
                 OLDTYPE, NEWTYPE, IERROR)
INTEGER COUNT, ARRAY_OF_BLOCKLENGTHS(*), ARRAY_OF_DISPLACEMENTS(*),
OLDTYPE, NEWTYPE, IERROR
```

Example 3.23 Let `oldtype` have type map $\{(double, 0), (char, 8)\}$, with extent 16. Let $B = (3, 1)$ and let $D = (4, 0)$. A call to `MPI_TYPE_INDEXED(2, B, D, oldtype, newtype)` returns a datatype with type map,

$$\{(double, 64), (char, 72), (double, 80), (char, 88), (double, 96), (char, 104), \\ (double, 0), (char, 8)\}.$$

That is, three copies of the old type starting at displacement 64, and one copy starting at displacement 0.

In general, assume that `oldtype` has type map,

$$\{(type_0, disp_0), \dots, (type_{n-1}, disp_{n-1})\},$$

with extent ex . Let B be the `array_of_blocklength` argument and D be the `array_of_displacements` argument. The newly created datatype has $n \cdot \sum_{i=0}^{count-1} B[i]$ entries:

$$\{(type_0, disp_0 + D[0] \cdot ex), \dots, (type_{n-1}, disp_{n-1} + D[0] \cdot ex), \dots,$$

```

1      (type0, disp0 + (D[0] + B[0] - 1) · ex), ..., (typen-1, dispn-1 + (D[0] + B[0] - 1) · ex), ...,
2
3      (type0, disp0 + D[count - 1] · ex), ..., (typen-1, dispn-1 + D[count - 1] · ex), ...,
4
5      (type0, disp0 + (D[count - 1] + B[count - 1] - 1) · ex), ...,
6
7      (typen-1, dispn-1 + (D[count - 1] + B[count - 1] - 1) · ex)}.

```

A call to `MPI_TYPE_VECTOR(count, blocklength, stride, oldtype, newtype)` is equivalent to a call to `MPI_TYPE_INDEXED(count, B, D, oldtype, newtype)` where

$$D[j] = j \cdot \text{stride}, \quad j = 0, \dots, \text{count} - 1,$$

and

$$B[j] = \text{blocklength}, \quad j = 0, \dots, \text{count} - 1.$$

Hindexed The function `MPI_TYPE_HINDEXED` is identical to `MPI_TYPE_INDEXED`, except that block displacements in `array_of_displacements` are specified in bytes, rather than in multiples of the `oldtype` extent.

`MPI_TYPE_HINDEXED(count, array_of_blocklengths, array_of_displacements, oldtype, newtype)`

IN	count	number of blocks – also number of entries in <code>array_of_displacements</code> and <code>array_of_blocklengths</code> (integer)
IN	array_of_blocklengths	number of elements in each block (array of nonnegative integers)
IN	array_of_displacements	byte displacement of each block (array of integer)
IN	oldtype	old datatype (handle)
OUT	newtype	new datatype (handle)

```

35
36 int MPI_Type_hindexed(int count, int *array_of_blocklengths,
37                      MPI_Aint *array_of_displacements, MPI_Datatype oldtype,
38                      MPI_Datatype *newtype)
39 MPI_TYPE_HINDEXED(COUNT, ARRAY_OF_BLOCKLENGTHS, ARRAY_OF_DISPLACEMENTS,
40                  OLDTYPE, NEWTYPE, IERROR)
41 INTEGER COUNT, ARRAY_OF_BLOCKLENGTHS(*), ARRAY_OF_DISPLACEMENTS(*),
42 OLDTYPE, NEWTYPE, IERROR

```

Assume that `oldtype` has type map,

$$\{(type_0, disp_0), \dots, (type_{n-1}, disp_{n-1})\},$$

with extent ex . Let B be the `array_of_blocklength` argument and D be the `array_of_displacements` argument. The newly created datatype has a type map with $n \cdot \sum_{i=0}^{\text{count}-1} B[i]$ entries:

$$\begin{aligned} & \{(type_0, disp_0 + D[0]), \dots, (type_{n-1}, disp_{n-1} + D[0]), \dots, \\ & (type_0, disp_0 + D[0] + (B[0] - 1) \cdot ex), \dots, \\ & (type_{n-1}, disp_{n-1} + D[0] + (B[0] - 1) \cdot ex), \dots, \\ & (type_0, disp_0 + D[\text{count} - 1]), \dots, (type_{n-1}, disp_{n-1} + D[\text{count} - 1]), \dots, \\ & (type_0, disp_0 + D[\text{count} - 1] + (B[\text{count} - 1] - 1) \cdot ex), \dots, \\ & (type_{n-1}, disp_{n-1} + D[\text{count} - 1] + (B[\text{count} - 1] - 1) \cdot ex)\}. \end{aligned}$$

Struct `MPI_TYPE_STRUCT` is the most general type constructor. It further generalizes the previous one in that it allows each block to consist of replications of different datatypes.

`MPI_TYPE_STRUCT(count, array_of_blocklengths, array_of_displacements, array_of_types, newtype)`

IN	count	number of blocks (integer) – also number of entries in arrays <code>array_of_types</code> , <code>array_of_displacements</code> and <code>array_of_blocklengths</code>
IN	array_of_blocklength	number of elements in each block (array of integer)
IN	array_of_displacements	byte displacement of each block (array of integer)
IN	array_of_types	type of elements in each block (array of handles to datatype objects)
OUT	newtype	new datatype (handle)

```
int MPI_Type_struct(int count, int *array_of_blocklengths,
                   MPI_Aint *array_of_displacements, MPI_Datatype *array_of_types,
                   MPI_Datatype *newtype)
```

```
MPI_TYPE_STRUCT(COUNT, ARRAY_OF_BLOCKLENGTHS, ARRAY_OF_DISPLACEMENTS,
                ARRAY_OF_TYPES, NEWTYPE, IERROR)
INTEGER COUNT, ARRAY_OF_BLOCKLENGTHS(*), ARRAY_OF_DISPLACEMENTS(*),
ARRAY_OF_TYPES(*), NEWTYPE, IERROR
```

Example 3.24 Let `type1` have type map,

$$\{(double, 0), (char, 8)\},$$

with extent 16. Let $B = (2, 1, 3)$, $D = (0, 16, 26)$, and $T = (MPI_FLOAT, \text{type1}, MPI_CHAR)$. Then a call to `MPI_TYPE_STRUCT(3, B, D, T, newtype)` returns a datatype with type map,

$$\{(float, 0), (float, 4), (double, 16), (char, 24), (char, 26), (char, 27), (char, 28)\}.$$

That is, two copies of MPI_FLOAT starting at 0, followed by one copy of type1 starting at 16, followed by three copies of MPI_CHAR, starting at 26. (We assume that a float occupies four bytes.)

In general, let T be the array_of_types argument, where T[i] is a handle to,

$$typemap_i = \{(type_0^i, disp_0^i), \dots, (type_{n_i-1}^i, disp_{n_i-1}^i)\},$$

with extent ex_i . Let B be the array_of_blocklength argument and D be the array_of_displacements argument. Let c be the count argument. Then the newly created datatype has a type map with $\sum_{i=0}^{c-1} B[i] \cdot n_i$ entries:

$$\begin{aligned} &\{(type_0^0, disp_0^0 + D[0]), \dots, (type_{n_0}^0, disp_{n_0}^0 + D[0]), \dots, \\ &(type_0^0, disp_0^0 + D[0] + (B[0] - 1) \cdot ex_0), \dots, (type_{n_0}^0, disp_{n_0}^0 + D[0] + (B[0] - 1) \cdot ex_0), \dots, \\ &(type_0^{c-1}, disp_0^{c-1} + D[c - 1]), \dots, (type_{n_{c-1}-1}^{c-1}, disp_{n_{c-1}-1}^{c-1} + D[c - 1]), \dots, \\ &(type_0^{c-1}, disp_0^{c-1} + D[c - 1] + (B[c - 1] - 1) \cdot ex_{c-1}), \dots, \\ &(type_{n_{c-1}-1}^{c-1}, disp_{n_{c-1}-1}^{c-1} + D[c - 1] + (B[c - 1] - 1) \cdot ex_{c-1})\}. \end{aligned}$$

A call to MPI_TYPE_HINDEXED(count, B, D, oldtype, newtype) is equivalent to a call to MPI_TYPE_STRUCT(count, B, D, T, newtype), where each entry of T is equal to oldtype.

3.12.2 Address and extent functions

The displacements in a general datatype are relative to some initial buffer address. **Absolute addresses** can be substituted for these displacements: we treat them as displacements relative to “address zero,” the start of the address space. This initial address zero is indicated by the constant MPI_BOTTOM. Thus, a datatype can specify the absolute address of the entries in the communication buffer, in which case the buf argument is passed the value MPI_BOTTOM.

The address of a location in memory can be found by invoking the function MPI_ADDRESS.

MPI_ADDRESS(location, address)

IN	location	location in caller memory (choice)
OUT	address	address of location (integer)

int MPI_Address(void* location, MPI_Aint *address)

MPI_ADDRESS(LOCATION, ADDRESS, IERROR)

<type> LOCATION(*)
INTEGER ADDRESS, IERROR

Returns the (byte) address of location.

Example 3.25 Using MPI_ADDRESS for an array.

```

REAL A(100,100)
INTEGER I1, I2, DIFF
CALL MPI_ADDRESS(A(1,1), I1, IERROR)
CALL MPI_ADDRESS(A(10,10), I2, IERROR)
DIFF = I2 - I1
! The value of DIFF is 909*sizeofreal; the values of I1 and I2 are
! implementation dependent.
```

Advice to users. C users may be tempted to avoid the usage of MPI_ADDRESS and rely on the availability of the address operator &. Note, however, that & *cast-expression* is a pointer, not an address. ANSI C does not require that the value of a pointer (or the pointer cast to int) be the absolute address of the object pointed at — although this is commonly the case. Furthermore, referencing may not have a unique definition on machines with a segmented address space. The use of MPI_ADDRESS to “reference” C variables guarantees portability to such machines as well. (*End of advice to users.*)

ADD (source:MPI-2, p. 29): ADD (source:Section on Argument copying and register optimization):

Advice to users. To prevent problems with the argument copying and register optimization done by Fortran compilers, please note the hints in subsections “Problems Due to Data Copying and Sequence Association,” and “A Problem with Register Optimization” in Section 10.2.2 of the MPI-2 Standard, pages 286 and 289. (*End of advice to users.*)

The following auxiliary functions provide useful information on derived datatypes.

MPI_TYPE_EXTENT(datatype, extent)

IN	datatype	datatype (handle)
OUT	extent	datatype extent (integer)

```
int MPI_Type_extent(MPI_Datatype datatype, MPI_Aint *extent)
```

```
MPI_TYPE_EXTENT(DATATYPE, EXTENT, IERROR)
INTEGER DATATYPE, EXTENT, IERROR
```

Returns the extent of a datatype, where extent is as defined on page 74.

MPI_TYPE_SIZE(datatype, size)

IN	datatype	datatype (handle)
OUT	size	datatype size (integer)

```
int MPI_Type_size(MPI_Datatype datatype, int *size)
```

```
MPI_TYPE_SIZE(DATATYPE, SIZE, IERROR)
```


1 INTEGER DATATYPE, SIZE, IERROR

2 MPI_TYPE_SIZE returns the total size, in bytes, of the entries in the type signature
3 associated with datatype; i.e., the total size of the data in a message that would be created
4 with this datatype. Entries that occur multiple times in the datatype are counted with
5 their multiplicity.

6 **ADD (source:MPI-2, p. 26): ADD (source:Advice to users):**

7 *Advice to users.* The MPI-1 Standard specifies that the output argument of
8 MPI_TYPE_SIZE in C is of type int. The MPI Forum considered proposals to change
9 this and decided to reiterate the original decision. (*End of advice to users.*)
10
11

12 3.12.3 Lower-bound and upper-bound markers

13
14 It is often convenient to define explicitly the lower bound and upper bound of a type map,
15 and override the definition given on page 74. This allows one to define a datatype that has
16 “holes” at its beginning or its end, or a datatype with entries that extend above the upper
17 bound or below the lower bound. Examples of such usage are provided in Sec. 3.12.7. Also,
18 the user may want to override the alignment rules that are used to compute upper bounds
19 and extents. E.g., a C compiler may allow the user to override default alignment rules for
20 some of the structures within a program. The user has to specify explicitly the bounds of
21 the datatypes that match these structures.

22 To achieve this, we add two additional “pseudo-datatypes,” MPI_LB and MPI_UB, that
23 can be used, respectively, to mark the lower bound or the upper bound of a datatype. These
24 pseudo-datatypes occupy no space ($extent(MPI_LB) = extent(MPI_UB) = 0$). They do not
25 affect the size or count of a datatype, and do not affect the **DELETE (source:MPI-2,**
26 **p. 29):**the content of a message created with this datatype. However, they do affect the
27 definition of the extent of a datatype and, therefore, affect the outcome of a replication of
28 this datatype by a datatype constructor.

29 **Example 3.26** Let $D = (-3, 0, 6)$; $T = (MPI_LB, MPI_INT, MPI_UB)$, and $B = (1, 1, 1)$.
30 Then a call to `MPI_TYPE_STRUCT(3, B, D, T, type1)` creates a new datatype that has an
31 extent of 9 (from -3 to 5, 5 included), and contains an integer at displacement 0. This is
32 the datatype defined by the sequence $\{(lb, -3), (int, 0), (ub, 6)\}$. If this type is replicated
33 twice by a call to `MPI_TYPE_CONTIGUOUS(2, type1, type2)` then the newly created type
34 can be described by the sequence $\{(lb, -3), (int, 0), (int, 9), (ub, 15)\}$. (An entry of type `ub`
35 can be deleted if there is another entry of type `ub` with a higher displacement; an entry of
36 type `lb` can be deleted if there is another entry of type `lb` with a lower displacement.)
37

38 In general, if

$$39 \text{Typemap} = \{(type_0, disp_0), \dots, (type_{n-1}, disp_{n-1})\},$$

40 then the **lower bound** of *Typemap* is defined to be

$$41 \text{lb}(\text{Typemap}) = \begin{cases} \min_j disp_j & \text{if no entry has basic type lb} \\ \min_j \{disp_j \text{ such that } type_j = \text{lb}\} & \text{otherwise} \end{cases}$$

42 Similarly, the **upper bound** of *Typemap* is defined to be

$$43 \text{ub}(\text{Typemap}) = \begin{cases} \max_j disp_j + \text{sizeof}(type_j) + \epsilon & \text{if no entry has basic type ub} \\ \max_j \{disp_j \text{ such that } type_j = \text{ub}\} & \text{otherwise} \end{cases}$$

Then

$$\text{extent}(\text{Typemap}) = \text{ub}(\text{Typemap}) - \text{lb}(\text{Typemap})$$

If type_i requires alignment to a byte address that is a multiple of k_i , then ϵ is the least nonnegative increment needed to round $\text{extent}(\text{Typemap})$ to the next multiple of $\max_i k_i$.

The formal definitions given for the various datatype constructors apply now, with the amended definition of **extent**.

The two functions below can be used for finding the lower bound and the upper bound of a datatype.

`MPI_TYPE_LB(datatype, displacement)`

IN	datatype	datatype (handle)
OUT	displacement	displacement of lower bound from origin, in bytes (integer)

`int MPI_Type_lb(MPI_Datatype datatype, MPI_Aint* displacement)`

`MPI_TYPE_LB(DATATYPE, DISPLACEMENT, IERROR)`
`INTEGER DATATYPE, DISPLACEMENT, IERROR`

`MPI_TYPE_UB(datatype, displacement)`

IN	datatype	datatype (handle)
OUT	displacement	displacement of upper bound from origin, in bytes (integer)

`int MPI_Type_ub(MPI_Datatype datatype, MPI_Aint* displacement)`

`MPI_TYPE_UB(DATATYPE, DISPLACEMENT, IERROR)`
`INTEGER DATATYPE, DISPLACEMENT, IERROR`

3.12.4 Commit and free

A datatype object has to be **committed** before it can be used in a communication. A committed datatype can still be used as a argument in datatype constructors. There is no need to commit basic datatypes. They are “pre-committed.”

`MPI_TYPE_COMMIT(datatype)`

INOUT	datatype	datatype that is committed (handle)
-------	----------	-------------------------------------

`int MPI_Type_commit(MPI_Datatype *datatype)`

`MPI_TYPE_COMMIT(DATATYPE, IERROR)`
`INTEGER DATATYPE, IERROR`

The commit operation commits the datatype, that is, the formal description of a communication buffer, not the content of that buffer. Thus, after a datatype has been committed, it can be repeatedly reused to communicate the changing content of a buffer or, indeed, the content of different buffers, with different starting addresses.

Advice to implementors. The system may “compile” at commit time an internal representation for the datatype that facilitates communication, e.g. change from a compacted representation to a flat representation of the datatype, and select the most convenient transfer mechanism. (*End of advice to implementors.*)

```
MPI_TYPE_FREE(datatype)
```

```
    INOUT    datatype                datatype that is freed (handle)
```

```
int MPI_Type_free(MPI_Datatype *datatype)
```

```
MPI_TYPE_FREE(DATATYPE, IERROR)
```

```
    INTEGER DATATYPE, IERROR
```

Marks the datatype object associated with `datatype` for deallocation and sets `datatype` to `MPI_DATATYPE_NULL`. Any communication that is currently using this datatype will complete normally. Derived datatypes that were defined from the freed datatype are not affected.

Example 3.27 The following code fragment gives examples of using `MPI_TYPE_COMMIT`.

```
INTEGER type1, type2
```

```
CALL MPI_TYPE_CONTIGUOUS(5, MPI_REAL, type1, ierr)
```

```
    ! new type object created
```

```
CALL MPI_TYPE_COMMIT(type1, ierr)
```

```
    ! now type1 can be used for communication
```

```
type2 = type1
```

```
    ! type2 can be used for communication
```

```
    ! (it is a handle to same object as type1)
```

```
CALL MPI_TYPE_VECTOR(3, 5, 4, MPI_REAL, type1, ierr)
```

```
    ! new uncommitted type object created
```

```
CALL MPI_TYPE_COMMIT(type1, ierr)
```

```
    ! now type1 can be used anew for communication
```

Freeing a datatype does not affect any other datatype that was built from the freed datatype. The system behaves as if input datatype arguments to derived datatype constructors are passed by value.

Advice to implementors. The implementation may keep a reference count of active communications that use the datatype, in order to decide when to free it. Also, one may implement constructors of derived datatypes so that they keep pointers to their datatype arguments, rather than copying them. In this case, one needs to keep track of active datatype definition references in order to know when a datatype object can be freed. (*End of advice to implementors.*)

3.12.5 Use of general datatypes in communication

Handles to derived datatypes can be passed to a communication call wherever a datatype argument is required. A call of the form `MPI_SEND(buf, count, datatype, ...)`, where `count > 1`, is interpreted as if the call was passed a new datatype which is the concatenation of `count` copies of `datatype`. Thus, `MPI_SEND(buf, count, datatype, dest, tag, comm)` is equivalent to,

```
MPI_TYPE_CONTIGUOUS(count, datatype, newtype)
MPI_TYPE_COMMIT(newtype)
MPI_SEND(buf, 1, newtype, dest, tag, comm).
```

Similar statements apply to all other communication functions that have a `count` and `datatype` argument.

Suppose that a send operation `MPI_SEND(buf, count, datatype, dest, tag, comm)` is executed, where `datatype` has type map,

$$\{(type_0, disp_0), \dots, (type_{n-1}, disp_{n-1})\},$$

and extent *extent*. (Empty entries of “pseudo-type” `MPI_UB` and `MPI_LB` are not listed in the type map, but they affect the value of *extent*.) The send operation sends $n \cdot \text{count}$ entries, where entry $i \cdot n + j$ is at location $addr_{i,j} = \text{buf} + \text{extent} \cdot i + disp_j$ and has type $type_j$, for $i = 0, \dots, \text{count} - 1$ and $j = 0, \dots, n - 1$. These entries need not be contiguous, nor distinct; their order can be arbitrary.

The variable stored at address $addr_{i,j}$ in the calling program should be of a type that matches $type_j$, where type matching is defined as in section 3.3.1. The message sent contains $n \cdot \text{count}$ entries, where entry $i \cdot n + j$ has type $type_j$.

Similarly, suppose that a receive operation `MPI_RECV(buf, count, datatype, source, tag, comm, status)` is executed, where `datatype` has type map,

$$\{(type_0, disp_0), \dots, (type_{n-1}, disp_{n-1})\},$$

with extent *extent*. (Again, empty entries of “pseudo-type” `MPI_UB` and `MPI_LB` are not listed in the type map, but they affect the value of *extent*.) This receive operation receives $n \cdot \text{count}$ entries, where entry $i \cdot n + j$ is at location $\text{buf} + \text{extent} \cdot i + disp_j$ and has type $type_j$. If the incoming message consists of k elements, then we must have $k \leq n \cdot \text{count}$; the $i \cdot n + j$ -th element of the message should have a type that matches $type_j$.

Type matching is defined according to the type signature of the corresponding datatypes, that is, the sequence of basic type components. Type matching does not depend on some aspects of the datatype definition, such as the displacements (layout in memory) or the intermediate types used.

Example 3.28 This example shows that type matching is defined in terms of the basic types that a derived type consists of.

```
...
CALL MPI_TYPE_CONTIGUOUS( 2, MPI_REAL, type2, ...)
CALL MPI_TYPE_CONTIGUOUS( 4, MPI_REAL, type4, ...)
CALL MPI_TYPE_CONTIGUOUS( 2, type2, type22, ...)
...
CALL MPI_SEND( a, 4, MPI_REAL, ...)
CALL MPI_SEND( a, 2, type2, ...)
```

```

1 CALL MPI_SEND( a, 1, type22, ...)
2 CALL MPI_SEND( a, 1, type4, ...)
3 ...
4 CALL MPI_RECV( a, 4, MPI_REAL, ...)
5 CALL MPI_RECV( a, 2, type2, ...)
6 CALL MPI_RECV( a, 1, type22, ...)
7 CALL MPI_RECV( a, 1, type4, ...)

```

Each of the sends matches any of the receives.

A datatype may specify overlapping entries. The use of such a datatype in a receive operation is erroneous. (This is erroneous even if the actual message received is short enough not to write any entry more than once.)

DELETE (source:MPI-2, p. 29): *A datatype may specify overlapping entries. If such a datatype is used in a receive operation, that is, if some part of the receive buffer is written more than once by the receive operation, then the call is erroneous.*

Suppose that `MPI_RECV(buf, count, datatype, dest, tag, comm, status)` is executed, where `datatype` has type map,

$$\{(type_0, disp_0), \dots, (type_{n-1}, disp_{n-1})\}.$$

The received message need not fill all the receive buffer, nor does it need to fill a number of locations which is a multiple of n . Any number, k , of basic elements can be received, where $0 \leq k \leq \text{count} \cdot n$. The number of basic elements received can be retrieved from `status` using the query function `MPI_GET_ELEMENTS`.

```
MPI_GET_ELEMENTS( status, datatype, count)
```

IN	status	return status of receive operation (Status)
IN	datatype	datatype used by receive operation (handle)
OUT	count	number of received basic elements (integer)

```
int MPI_Get_elements(MPI_Status *status, MPI_Datatype datatype, int *count)
```

```
MPI_GET_ELEMENTS(STATUS, DATATYPE, COUNT, IERROR)
INTEGER STATUS(MPI_STATUS_SIZE), DATATYPE, COUNT, IERROR
```

The previously defined function, `MPI_GET_COUNT` (Sec. 3.2.5), has a different behavior. It returns the number of “top-level entries” received, i.e. the number of “copies” of type `datatype`. In the previous example, `MPI_GET_COUNT` may return any integer value k , where $0 \leq k \leq \text{count}$. If `MPI_GET_COUNT` returns k , then the number of basic elements received (and the value returned by `MPI_GET_ELEMENTS`) is $n \cdot k$. If the number of basic elements received is not a multiple of n , that is, if the receive operation has not received an integral number of `datatype` “copies,” then `MPI_GET_COUNT` returns the value `MPI_UNDEFINED`. **ADD (source:MPI-2, p. 30):** *The datatype argument should match the argument provided by the receive call that set the status variable.*

Example 3.29 Usage of `MPI_GET_COUNT` and `MPI_GET_ELEMENT`.

```

...
CALL MPI_TYPE_CONTIGUOUS(2, MPI_REAL, Type2, ierr)
CALL MPI_TYPE_COMMIT(Type2, ierr)
...
CALL MPI_COMM_RANK(comm, rank, ierr)
IF(rank.EQ.0) THEN
    CALL MPI_SEND(a, 2, MPI_REAL, 1, 0, comm, ierr)
    CALL MPI_SEND(a, 3, MPI_REAL, 1, 0, comm, ierr)
ELSE
    CALL MPI_RECV(a, 2, Type2, 0, 0, comm, stat, ierr)
    CALL MPI_GET_COUNT(stat, Type2, i, ierr)      ! returns i=1
    CALL MPI_GET_ELEMENTS(stat, Type2, i, ierr)  ! returns i=2
    CALL MPI_RECV(a, 2, Type2, 0, 0, comm, stat, ierr)
    CALL MPI_GET_COUNT(stat, Type2, i, ierr)      ! returns i=MPI_UNDEFINED
    CALL MPI_GET_ELEMENTS(stat, Type2, i, ierr)  ! returns i=3
END IF

```

The function `MPI_GET_ELEMENTS` can also be used after a probe to find the number of elements in the probed message. Note that the two functions `MPI_GET_COUNT` and `MPI_GET_ELEMENTS` return the same values when they are used with basic datatypes.

Rationale. The extension given to the definition of `MPI_GET_COUNT` seems natural: one would expect this function to return the value of the `count` argument, when the receive buffer is filled. Sometimes `datatype` represents a basic unit of data one wants to transfer, for example, a record in an array of records (structures). One should be able to find out how many components were received without bothering to divide by the number of elements in each component. However, on other occasions, `datatype` is used to define a complex layout of data in the receiver memory, and does not represent a basic unit of data for transfers. In such cases, one needs to use the function `MPI_GET_ELEMENTS`. (*End of rationale.*)

Advice to implementors. The definition implies that a receive cannot change the value of storage outside the entries defined to compose the communication buffer. In particular, the definition implies that padding space in a structure should not be modified when such a structure is copied from one process to another. This would prevent the obvious optimization of copying the structure, together with the padding, as one contiguous block. The implementation is free to do this optimization when it does not impact the outcome of the computation. The user can “force” this optimization by explicitly including padding as part of the message. (*End of advice to implementors.*)

3.12.6 Correct use of addresses

Successively declared variables in C or Fortran are not necessarily stored at contiguous locations. Thus, care must be exercised that displacements do not cross from one variable to another. Also, in machines with a segmented address space, addresses are not unique and address arithmetic has some peculiar properties. Thus, the use of **addresses**, that is, displacements relative to the start address `MPI_BOTTOM`, has to be restricted.

Variables belong to the same **sequential storage** if they belong to the same array, to the same `COMMON` block in Fortran, or to the same structure in C. Valid addresses are defined recursively as follows:

- 1 1. The function `MPI_ADDRESS` returns a valid address, when passed as argument a
2 variable of the calling program.
- 3
- 4 2. The `buf` argument of a communication function evaluates to a valid address, when
5 passed as argument a variable of the calling program.
- 6
- 7 3. If `v` is a valid address, and `i` is an integer, then `v+i` is a valid address, provided `v` and
8 `v+i` are in the same sequential storage.
- 9
- 10 4. If `v` is a valid address then `MPI_BOTTOM + v` is a valid address.

11 A correct program uses only valid addresses to identify the locations of entries in
12 communication buffers. Furthermore, if `u` and `v` are two valid addresses, then the (integer)
13 difference `u - v` can be computed only if both `u` and `v` are in the same sequential storage.
14 No other arithmetic operations can be meaningfully executed on addresses.

15 The rules above impose no constraints on the use of derived datatypes, as long as
16 they are used to define a communication buffer that is wholly contained within the same
17 sequential storage. However, the construction of a communication buffer that contains
18 variables that are not within the same sequential storage must obey certain restrictions.
19 Basically, a communication buffer with variables that are not within the same sequential
20 storage can be used only by specifying in the communication call `buf = MPI_BOTTOM`,
21 `count = 1`, and using a `datatype` argument where all displacements are valid (absolute)
22 addresses.

23

24 *Advice to users.* It is not expected that MPI implementations will be able to detect
25 erroneous, “out of bound” displacements — unless those overflow the user address
26 space — since the MPI call may not know the extent of the arrays and records in the
27 host program. (*End of advice to users.*)

28

29 *Advice to implementors.* There is no need to distinguish (absolute) addresses and
30 (relative) displacements on a machine with contiguous address space: `MPI_BOTTOM` is
31 zero, and both addresses and displacements are integers. On machines where the dis-
32 tinction is required, addresses are recognized as expressions that involve `MPI_BOTTOM`.
33 (*End of advice to implementors.*)

34

35 Note that in Fortran, Fortran `INTEGERS` may be too small to contain an address
36 (e.g., 32 bit `INTEGERS` on a machine with 64bit pointers). Because of this, in Fortran,
37 implementations may restrict the use of absolute addresses to only part of the process
38 memory, and restrict the use of relative displacements to subranges of the process memory
39 where they are constrained by the size of Fortran `INTEGERS`.

40 3.12.7 Examples

41

42 The following examples illustrate the use of derived datatypes.

43

44 **Example 3.30** Send and receive a section of a 3D array. **CHANGE (source:Errata for**
45 **MPI-1.1, p. 4, l. 8-19):** *Get rid of superfluous argument (1) to `MPI_TYPE_HVECTOR`*

```
46
47       REAL a(100,100,100), e(9,9,9)
48       INTEGER oneslice, twoslice, threeslice, sizeofreal, myrank, ierr
```

```

INTEGER status(MPI_STATUS_SIZE)
1
2
C   extract the section a(1:17:2, 3:11, 2:10)
3
C   and store it in e(:, :, :).
4
5
CALL MPI_COMM_RANK(MPI_COMM_WORLD, myrank)
6
7
CALL MPI_TYPE_EXTENT( MPI_REAL, sizeofreal, ierr)
8
9
C   create datatype for a 1D section
10
CALL MPI_TYPE_VECTOR( 9, 1, 2, MPI_REAL, oneslice, ierr)
11
12
C   create datatype for a 2D section
13
CALL MPI_TYPE_HVECTOR(9, 1, 100*sizeofreal, oneslice, twoslice, ierr)
14
15
C   create datatype for the entire section
16
CALL MPI_TYPE_HVECTOR( 9, 1, 100*100*sizeofreal, twoslice,
17
                      threeslice, ierr)
18
19
CALL MPI_TYPE_COMMIT( threeslice, ierr)
20
CALL MPI_SENDRECV(a(1,3,2), 1, threeslice, myrank, 0, e, 9*9*9,
21
                  MPI_REAL, myrank, 0, MPI_COMM_WORLD, status, ierr)
22
23

```

Example 3.31 Copy the (strictly) lower triangular part of a matrix.

```

REAL a(100,100), b(100,100)
25
26
INTEGER disp(100), blocklen(100), ltype, myrank, ierr
27
INTEGER status(MPI_STATUS_SIZE)
28
29
C   copy lower triangular part of array a
30
C   onto lower triangular part of array b
31
32
CALL MPI_COMM_RANK(MPI_COMM_WORLD, myrank)
33
34
C   compute start and size of each column
35
DO i=1, 100
36
    disp(i) = 100*(i-1) + i
37
    block(i) = 100-i
38
END DO
39
40
C   create datatype for lower triangular part
41
CALL MPI_TYPE_INDEXED( 100, block, disp, MPI_REAL, ltype, ierr)
42
43
CALL MPI_TYPE_COMMIT(ltype, ierr)
44
CALL MPI_SENDRECV( a, 1, ltype, myrank, 0, b, 1,
45
                  ltype, myrank, 0, MPI_COMM_WORLD, status, ierr)
46
47

```

Example 3.32 Transpose a matrix.

48


```

1      REAL a(100,100), b(100,100)
2      INTEGER row, xpose, sizeofreal, myrank, ierr
3      INTEGER status(MPI_STATUS_SIZE)
4
5      C      transpose matrix a onto b
6
7      CALL MPI_COMM_RANK(MPI_COMM_WORLD, myrank)
8
9      CALL MPI_TYPE_EXTENT( MPI_REAL, sizeofreal, ierr)
10
11     C      create datatype for one row
12     CALL MPI_TYPE_VECTOR( 100, 1, 100, MPI_REAL, row, ierr)
13
14     C      create datatype for matrix in row-major order
15     CALL MPI_TYPE_HVECTOR( 100, 1, sizeofreal, row, xpose, ierr)
16
17     CALL MPI_TYPE_COMMIT( xpose, ierr)
18
19     C      send matrix in row-major order and receive in column major order
20     CALL MPI_SENDRECV( a, 1, xpose, myrank, 0, b, 100*100,
21                      MPI_REAL, myrank, 0, MPI_COMM_WORLD, status, ierr)
22

```

Example 3.33 Another approach to the transpose problem:

```

24     REAL a(100,100), b(100,100)
25     INTEGER disp(2), blocklen(2), type(2), row, row1, sizeofreal
26     INTEGER myrank, ierr
27     INTEGER status(MPI_STATUS_SIZE)
28
29     CALL MPI_COMM_RANK(MPI_COMM_WORLD, myrank)
30
31     C      transpose matrix a onto b
32
33     CALL MPI_TYPE_EXTENT( MPI_REAL, sizeofreal, ierr)
34
35     C      create datatype for one row
36     CALL MPI_TYPE_VECTOR( 100, 1, 100, MPI_REAL, row, ierr)
37
38     C      create datatype for one row, with the extent of one real number
39     disp(1) = 0
40     disp(2) = sizeofreal
41     type(1) = row
42     type(2) = MPI_UB
43     blocklen(1) = 1
44     blocklen(2) = 1
45     CALL MPI_TYPE_STRUCT( 2, blocklen, disp, type, row1, ierr)
46
47     CALL MPI_TYPE_COMMIT( row1, ierr)
48

```

```

C      send 100 rows and receive in column major order
      CALL MPI_SENDRECV( a, 100, row1, myrank, 0, b, 100*100,
                        MPI_REAL, myrank, 0, MPI_COMM_WORLD, status, ierr)

```

Example 3.34 We manipulate an array of structures.

CHANGE (source:MPI-1.2 errata, Ballot3, item 11):*The variable base should be declared as MPI_Aint, not int*

```

struct Partstruct
{
    int    class; /* particle class */
    double d[6]; /* particle coordinates */
    char   b[7]; /* some additional information */
};

struct Partstruct    particle[1000];

int                  i, dest, rank;
MPI_Comm             comm;

/* build datatype describing structure */

MPI_Datatype Particletype;
MPI_Datatype type[3] = {MPI_INT, MPI_DOUBLE, MPI_CHAR};
int          blocklen[3] = {1, 6, 7};
MPI_Aint     disp[3];
MPI_Aint     base;

/* compute displacements of structure components */

MPI_Address( particle, disp);
MPI_Address( particle[0].d, disp+1);
MPI_Address( particle[0].b, disp+2);
base = disp[0];
for (i=0; i <3; i++) disp[i] -= base;

MPI_Type_struct( 3, blocklen, disp, type, &Particletype);

/* If compiler does padding in mysterious ways,
the following may be safer */

MPI_Datatype type1[4] = {MPI_INT, MPI_DOUBLE, MPI_CHAR, MPI_UB};
int          blocklen1[4] = {1, 6, 7, 1};
MPI_Aint     disp1[4];

```

```

1  /* compute displacements of structure components */
2
3  MPI_Address( particle, disp1);
4  MPI_Address( particle[0].d, disp1+1);
5  MPI_Address( particle[0].b, disp1+2);
6  MPI_Address( particle+1, disp1+3);
7  base = disp1[0];
8  for (i=0; i <4; i++) disp1[i] -= base;
9
10 /* build datatype describing structure */
11
12 MPI_Type_struct( 4, blocklen1, disp1, type1, &Particletype);
13
14
15         /* 4.1:
16         send the entire array */
17
18 MPI_Type_commit( &Particletype);
19 MPI_Send( particle, 1000, Particletype, dest, tag, comm);
20
21
22         /* 4.2:
23         send only the entries of class zero particles,
24         preceded by the number of such entries */
25
26 MPI_Datatype Zparticles; /* datatype describing all particles
27                          with class zero (needs to be recomputed
28                          if classes change) */
29 MPI_Datatype Ztype;
30
31 MPI_Aint      zdisp[1000];
32 int zblock[1000], j, k;
33 int zzblock[2] = {1,1};
34 MPI_Aint      zzdisp[2];
35 MPI_Datatype  zztype[2];
36
37 /* compute displacements of class zero particles */
38 j = 0;
39 for(i=0; i < 1000; i++)
40     if (particle[i].class==0)
41         {
42             zdisp[j] = i;
43             zblock[j] = 1;
44             j++;
45         }
46
47 /* create datatype for class zero particles */
48 MPI_Type_indexed( j, zblock, zdisp, Particletype, &Zparticles);

```

```

1
2
3
4
5
6
7
8
9
10
11
12
13
14
15
16
17
18
19
20
21
22
23
24
25
26
27
28
29
30
31
32
33
34
35
36
37
38
39
40
41
42
43
44
45
46
47
48

```

```

/* prepend particle count */
MPI_Address(&j, zzdisp);
MPI_Address(particle, zzdisp+1);
zztype[0] = MPI_INT;
zztype[1] = Zparticles;
MPI_Type_struct(2, zblock, zzdisp, zztype, &Ztype);

MPI_Type_commit( &Ztype);
MPI_Send( MPI_BOTTOM, 1, Ztype, dest, tag, comm);

/* A probably more efficient way of defining Zparticles */

/* consecutive particles with index zero are handled as one block */
j=0;
for (i=0; i < 1000; i++)
  if (particle[i].index==0)
  {
    for (k=i+1; (k < 1000)&&(particle[k].index == 0) ; k++);
    zdisp[j] = i;
    zblock[j] = k-i;
    j++;
    i = k;
  }
MPI_Type_indexed( j, zblock, zdisp, Particletype, &Zparticles);

/* 4.3:
send the first two coordinates of all entries */

MPI_Datatype Allpairs; /* datatype for all pairs of coordinates */

MPI_Aint sizeofentry;

MPI_Type_extent( Particletype, &sizeofentry);

/* sizeofentry can also be computed by subtracting the address
of particle[0] from the address of particle[1] */

MPI_Type_hvector( 1000, 2, sizeofentry, MPI_DOUBLE, &Allpairs);
MPI_Type_commit( &Allpairs);
MPI_Send( particle[0].d, 1, Allpairs, dest, tag, comm);

/* an alternative solution to 4.3 */

MPI_Datatype Onepair; /* datatype for one pair of coordinates, with
the extent of one particle entry */

```

```

1 MPI_Aint disp2[3];
2 MPI_Datatype type2[3] = {MPI_LB, MPI_DOUBLE, MPI_UB};
3 int blocklen2[3] = {1, 2, 1};
4
5 MPI_Address( particle, disp2);
6 MPI_Address( particle[0].d, disp2+1);
7 MPI_Address( particle+1, disp2+2);
8 base = disp2[0];
9 for (i=0; i<2; i++) disp2[i] -= base;
10
11 MPI_Type_struct( 3, blocklen2, disp2, type2, &Onepair);
12 MPI_Type_commit( &Onepair);
13 MPI_Send( particle[0].d, 1000, Onepair, dest, tag, comm);
14
15

```

Example 3.35 The same manipulations as in the previous example, but use absolute addresses in datatypes.

```

18 struct Partstruct
19 {
20     int class;
21     double d[6];
22     char b[7];
23 };
24
25 struct Partstruct particle[1000];
26
27     /* build datatype describing first array entry */
28
29
30 MPI_Datatype Particletype;
31 MPI_Datatype type[3] = {MPI_INT, MPI_DOUBLE, MPI_CHAR};
32 int          block[3] = {1, 6, 7};
33 MPI_Aint     disp[3];
34
35 MPI_Address( particle, disp);
36 MPI_Address( particle[0].d, disp+1);
37 MPI_Address( particle[0].b, disp+2);
38 MPI_Type_struct( 3, block, disp, type, &Particletype);
39
40 /* Particletype describes first array entry -- using absolute
41    addresses */
42
43     /* 5.1:
44    send the entire array */
45
46 MPI_Type_commit( &Particletype);
47 MPI_Send( MPI_BOTTOM, 1000, Particletype, dest, tag, comm);
48

```

```

/* 5.2:
send the entries of class zero,
preceded by the number of such entries */

MPI_Datatype Zparticles, Ztype;

MPI_Aint zdisp[1000]
int zblock[1000], i, j, k;
int zzblock[2] = {1,1};
MPI_Datatype zztype[2];
MPI_Aint    zzdisp[2];

j=0;
for (i=0; i < 1000; i++)
    if (particle[i].index==0)
        {
            for (k=i+1; (k < 1000)&&(particle[k].index = 0) ; k++);
            zdisp[j] = i;
            zblock[j] = k-i;
            j++;
            i = k;
        }
MPI_Type_indexed( j, zblock, zdisp, Particletype, &Zparticles);
/* Zparticles describe particles with class zero, using
their absolute addresses*/

/* prepend particle count */
MPI_Address(&j, zzdisp);
zzdisp[1] = MPI_BOTTOM;
zztype[0] = MPI_INT;
zztype[1] = Zparticles;
MPI_Type_struct(2, zzblock, zzdisp, zztype, &Ztype);

MPI_Type_commit( &Ztype);
MPI_Send( MPI_BOTTOM, 1, Ztype, dest, tag, comm);

Example 3.36 Handling of unions.

union {
    int    ival;
    float  fval;
} u[1000]

int    utype;

/* All entries of u have identical type; variable

```

```

1      utype keeps track of their current type */
2
3      MPI_Datatype   type[2];
4      int           blocklen[2] = {1,1};
5      MPI_Aint      disp[2];
6      MPI_Datatype   mpi_utype[2];
7      MPI_Aint      i,j;
8
9      /* compute an MPI datatype for each possible union type;
10     assume values are left-aligned in union storage. */
11
12     MPI_Address( u, &i);
13     MPI_Address( u+1, &j);
14     disp[0] = 0; disp[1] = j-i;
15     type[1] = MPI_UB;
16
17     type[0] = MPI_INT;
18     MPI_Type_struct(2, blocklen, disp, type, &mpi_utype[0]);
19
20     type[0] = MPI_FLOAT;
21     MPI_Type_struct(2, blocklen, disp, type, &mpi_utype[1]);
22
23     for(i=0; i<2; i++) MPI_Type_commit(&mpi_utype[i]);
24
25     /* actual communication */
26
27     MPI_Send(u, 1000, mpi_utype[utype], dest, tag, comm);
28

```

3.13 Pack and unpack

Some existing communication libraries provide pack/unpack functions for sending noncontiguous data. In these, the user explicitly packs data into a contiguous buffer before sending it, and unpacks it from a contiguous buffer after receiving it. Derived datatypes, which are described in Section 3.12, allow one, in most cases, to avoid explicit packing and unpacking. The user specifies the layout of the data to be sent or received, and the communication library directly accesses a noncontiguous buffer. The pack/unpack routines are provided for compatibility with previous libraries. Also, they provide some functionality that is not otherwise available in MPI. For instance, a message can be received in several parts, where the receive operation done on a later part may depend on the content of a former part. Another use is that outgoing messages may be explicitly buffered in user supplied space, thus overriding the system buffering policy. Finally, the availability of pack and unpack operations facilitates the development of additional communication libraries layered on top of MPI.

<code>MPI_PACK(inbuf, incount, datatype, outbuf, outsize, position, comm)</code>			1
IN	inbuf	input buffer start (choice)	2
			3
IN	incount	number of input data items (integer)	4
IN	datatype	datatype of each input data item (handle)	5
OUT	outbuf	output buffer start (choice)	6
			7
IN	outsize	output buffer size, in bytes (integer)	8
INOUT	position	current position in buffer, in bytes (integer)	9
IN	comm	communicator for packed message (handle)	10
			11
			12
<code>int MPI_Pack(void* inbuf, int incount, MPI_Datatype datatype, void *outbuf,</code>			13
<code>int outsize, int *position, MPI_Comm comm)</code>			14
<code>MPI_PACK(INBUF, INCOUNT, DATATYPE, OUTBUF, OUTSIZE, POSITION, COMM, IERROR)</code>			15
<code><type> INBUF(*), OUTBUF(*)</code>			16
<code>INTEGER INCOUNT, DATATYPE, OUTSIZE, POSITION, COMM, IERROR</code>			17
			18
Packs the message in the send buffer specified by <code>inbuf</code> , <code>incount</code> , <code>datatype</code> into the			
buffer space specified by <code>outbuf</code> and CHANGE (source:MPI-2, p. 30):outcount INTO:			
outsize . The input buffer can be any communication buffer allowed in <code>MPI_SEND</code> . The			
output buffer is a contiguous storage area containing <code>outsize</code> bytes, starting at the address			
<code>outbuf</code> (length is counted in bytes, not elements, as if it were a communication buffer for a			
message of type <code>MPI_PACKED</code>).			
The input value of <code>position</code> is the first location in the output buffer to be used for			
packing. <code>position</code> is incremented by the size of the packed message, and the output value			
of <code>position</code> is the first location in the output buffer following the locations occupied by the			
packed message. The <code>comm</code> argument is the communicator that will be subsequently used			
for sending the packed message.			
			29
			30
<code>MPI_UNPACK(inbuf, insize, position, outbuf, outcount, datatype, comm)</code>			31
IN	inbuf	input buffer start (choice)	32
			33
IN	insize	size of input buffer, in bytes (integer)	34
INOUT	position	current position in bytes (integer)	35
			36
OUT	outbuf	output buffer start (choice)	37
			38
IN	outcount	number of items to be unpacked (integer)	39
IN	datatype	datatype of each output data item (handle)	40
IN	comm	communicator for packed message (handle)	41
			42
<code>int MPI_Unpack(void* inbuf, int insize, int *position, void *outbuf,</code>			43
<code>int outcount, MPI_Datatype datatype, MPI_Comm comm)</code>			44
<code>MPI_UNPACK(INBUF, INSIZE, POSITION, OUTBUF, OUTCOUNT, DATATYPE, COMM,</code>			45
<code>IERROR)</code>			46
<code><type> INBUF(*), OUTBUF(*)</code>			47
			48

1 INTEGER INSIZE, POSITION, OUTCOUNT, DATATYPE, COMM, IERROR

2
3 Unpacks a message into the receive buffer specified by `outbuf`, `outcount`, `datatype` from
4 the buffer space specified by `inbuf` and `insize`. The output buffer can be any communication
5 buffer allowed in `MPI_RECV`. The input buffer is a contiguous storage area containing `insize`
6 bytes, starting at address `inbuf`. The input value of `position` is the first location in the input
7 buffer occupied by the packed message. `position` is incremented by the size of the packed
8 message, so that the output value of `position` is the first location in the input buffer after
9 the locations occupied by the message that was unpacked. `comm` is the communicator used
10 to receive the packed message.

11 *Advice to users.* Note the difference between `MPI_RECV` and `MPI_UNPACK`: in
12 `MPI_RECV`, the `count` argument specifies the maximum number of items that can
13 be received. The actual number of items received is determined by the length of
14 the incoming message. In `MPI_UNPACK`, the `count` argument specifies the actual
15 number of items that are unpacked; the “size” of the corresponding message is the
16 increment in `position`. The reason for this change is that the “incoming message size”
17 is not predetermined since the user decides how much to unpack; nor is it easy to
18 determine the “message size” from the number of items to be unpacked. In fact, in a
19 heterogeneous system, this number may not be determined *a priori*. (*End of advice*
20 *to users.*)

21
22 To understand the behavior of `pack` and `unpack`, it is convenient to think of the data
23 part of a message as being the sequence obtained by concatenating the successive values sent
24 in that message. The `pack` operation stores this sequence in the buffer space, as if sending
25 the message to that buffer. The `unpack` operation retrieves this sequence from buffer space,
26 as if receiving a message from that buffer. (It is helpful to think of internal Fortran files or
27 `sscanf` in C, for a similar function.)

28 Several messages can be successively packed into one **packing unit**. This is effected
29 by several successive **related** calls to `MPI_PACK`, where the first call provides `position = 0`,
30 and each successive call inputs the value of `position` that was output by the previous call,
31 and the same values for `outbuf`, `outcount` and `comm`. This packing unit now contains the
32 equivalent information that would have been stored in a message by one send call with a
33 send buffer that is the “concatenation” of the individual send buffers.

34 A packing unit can be sent using type `MPI_PACKED`. Any point to point or collective
35 communication function can be used to move the sequence of bytes that forms the packing
36 unit from one process to another. This packing unit can now be received using any receive
37 operation, with any `datatype`: the type matching rules are relaxed for messages sent with
38 type `MPI_PACKED`.

39 A message sent with any type (including `MPI_PACKED`) can be received using the type
40 `MPI_PACKED`. Such a message can then be unpacked by calls to `MPI_UNPACK`.

41 A packing unit (or a message created by a regular, “typed” send) can be unpacked
42 into several successive messages. This is effected by several successive related calls to
43 `MPI_UNPACK`, where the first call provides `position = 0`, and each successive call inputs
44 the value of `position` that was output by the previous call, and the same values for `inbuf`,
45 `insize` and `comm`.

46 The concatenation of two packing units is not necessarily a packing unit; nor is a
47 substring of a packing unit necessarily a packing unit. Thus, one cannot concatenate two
48 packing units and then unpack the result as one packing unit; nor can one unpack a substring

of a packing unit as a separate packing unit. Each packing unit, that was created by a related sequence of pack calls, or by a regular send, must be unpacked as a unit, by a sequence of related unpack calls.

Rationale. The restriction on “atomic” packing and unpacking of packing units allows the implementation to add at the head of packing units additional information, such as a description of the sender architecture (to be used for type conversion, in a heterogeneous environment) (*End of rationale.*)

The following call allows the user to find out how much space is needed to pack a message and, thus, manage space allocation for buffers.

`MPI_PACK_SIZE(incount, datatype, comm, size)`

IN	<code>incount</code>	count argument to packing call (integer)
IN	<code>datatype</code>	datatype argument to packing call (handle)
IN	<code>comm</code>	communicator argument to packing call (handle)
OUT	<code>size</code>	upper bound on size of packed message, in bytes (integer)

```
int MPI_Pack_size(int incount, MPI_Datatype datatype, MPI_Comm comm,
                 int *size)
```

```
MPI_PACK_SIZE(INCOUNT, DATATYPE, COMM, SIZE, IERROR)
INTEGER INCOUNT, DATATYPE, COMM, SIZE, IERROR
```

A call to `MPI_PACK_SIZE(incount, datatype, comm, size)` returns in `size` an upper bound on the increment in position that is effected by a call to `MPI_PACK(inbuf, incount, datatype, outbuf, outcount, position, comm)`.

Rationale. The call returns an upper bound, rather than an exact bound, since the exact amount of space needed to pack the message may depend on the context (e.g., first message packed in a packing unit may take more space). (*End of rationale.*)

Example 3.37 An example using `MPI_PACK`.

```
int position, i, j, a[2];
char buff[1000];

....

MPI_Comm_rank(MPI_COMM_WORLD, &myrank);
if (myrank == 0)
{
    /* SENDER CODE */

    position = 0;
    MPI_Pack(&i, 1, MPI_INT, buff, 1000, &position, MPI_COMM_WORLD);
    MPI_Pack(&j, 1, MPI_INT, buff, 1000, &position, MPI_COMM_WORLD);
```

```

1   MPI_Send( buff, position, MPI_PACKED, 1, 0, MPI_COMM_WORLD);
2   }
3   else /* RECEIVER CODE */
4       MPI_Recv( a, 2, MPI_INT, 0, 0, MPI_COMM_WORLD)
5
6   }
7

```

Example 3.38 A elaborate example.

```

9   int position, i;
10  float a[1000];
11  char buff[1000]
12
13  ....
14
15  MPI_Comm_rank(MPI_Comm_world, &myrank);
16  if (myrank == 0)
17  {
18      / * SENDER CODE */
19
20
21      int len[2];
22      MPI_Aint disp[2];
23      MPI_Datatype type[2], newtype;
24
25      /* build datatype for i followed by a[0]...a[i-1] */
26
27      len[0] = 1;
28      len[1] = i;
29      MPI_Address( &i, disp);
30      MPI_Address( a, disp+1);
31      type[0] = MPI_INT;
32      type[1] = MPI_FLOAT;
33      MPI_Type_struct( 2, len, disp, type, &newtype);
34      MPI_Type_commit( &newtype);
35
36      /* Pack i followed by a[0]...a[i-1]*/
37
38      position = 0;
39      MPI_Pack( MPI_BOTTOM, 1, newtype, buff, 1000, &position, MPI_COMM_WORLD);
40
41      /* Send */
42
43      MPI_Send( buff, position, MPI_PACKED, 1, 0,
44               MPI_COMM_WORLD)
45
46  /* *****
47     One can replace the last three lines with
48     MPI_Send( MPI_BOTTOM, 1, newtype, 1, 0, MPI_COMM_WORLD);

```

```

    ***** */
}
else /* myrank == 1 */
{
    /* RECEIVER CODE */

    MPI_Status status;

    /* Receive */

    MPI_Recv( buff, 1000, MPI_PACKED, 0, 0, &status);

    /* Unpack i */

    position = 0;
    MPI_Unpack(buff, 1000, &position, &i, 1, MPI_INT, MPI_COMM_WORLD);

    /* Unpack a[0]...a[i-1] */
    MPI_Unpack(buff, 1000, &position, a, i, MPI_FLOAT, MPI_COMM_WORLD);
}

```

Example 3.39 Each process sends a count, followed by count characters to the root; the root concatenate all characters into one string. **CHANGE (source:MPI-2, p. 30):** *Add communicator in call to MPI_Pack_size ; get rid of address-op*

```

int count, gsize, counts[64], totalcount, k1, k2, k,
    displs[64], position, concat_pos;
char chr[100], *lbuf, *rbuf, *cbuf;
...
MPI_Comm_size(comm, &gsize);
MPI_Comm_rank(comm, &myrank);

    /* allocate local pack buffer */
MPI_Pack_size(1, MPI_INT, comm, &k1);
MPI_Pack_size(count, MPI_CHAR, comm, &k2);
k = k1+k2;
lbuf = (char *)malloc(k);

    /* pack count, followed by count characters */
position = 0;
MPI_Pack(&count, 1, MPI_INT, lbuf, k, &position, comm);
MPI_Pack(chr, count, MPI_CHAR, lbuf, k, &position, comm);

if (myrank != root)
    /* gather at root sizes of all packed messages */
    MPI_Gather( &position, 1, MPI_INT, NULL, NULL,
                NULL, root, comm);

```

```
1      /* gather at root packed messages */
2      MPI_Gatherv( &buf, position, MPI_PACKED, NULL,
3                  NULL, NULL, NULL, root, comm);
4
5  else { /* root code */
6      /* gather sizes of all packed messages */
7      MPI_Gather( &position, 1, MPI_INT, counts, 1,
8                 MPI_INT, root, comm);
9
10     /* gather all packed messages */
11     displs[0] = 0;
12     for (i=1; i < gsize; i++)
13         displs[i] = displs[i-1] + counts[i-1];
14     totalcount = displs[gsizes-1] + counts[gsizes-1];
15     rbuf = (char *)malloc(totalcount);
16     cbuf = (char *)malloc(totalcount);
17     MPI_Gatherv( lbuf, position, MPI_PACKED, rbuf,
18                 counts, displs, MPI_PACKED, root, comm);
19
20     /* unpack all messages and concatenate strings */
21     concat_pos = 0;
22     for (i=0; i < gsize; i++) {
23         position = 0;
24         MPI_Unpack( rbuf+displs[i], totalcount-displs[i],
25                   &position, &count, 1, MPI_INT, comm);
26         MPI_Unpack( rbuf+displs[i], totalcount-displs[i],
27                   &position, cbuf+concat_pos, count, MPI_CHAR, comm);
28         concat_pos += count;
29     }
30     cbuf[concat_pos] = '\0';
31 }
32
33
34
35
36
37
38
39
40
41
42
43
44
45
46
47
48
```

Chapter 4

Collective Communication

4.1 Introduction and Overview

Collective communication is defined as communication that involves a group of processes. The functions of this type provided by MPI are the following:

- Barrier synchronization across all group members (Sec. 4.3).
- Broadcast from one member to all members of a group (Sec. 4.4). This is shown in figure 4.1.
- Gather data from all group members to one member (Sec. 4.5). This is shown in figure 4.1.
- Scatter data from one member to all members of a group (Sec. 4.6). This is shown in figure 4.1.
- A variation on Gather where all members of the group receive the result (Sec. 4.7). This is shown as “allgather” in figure 4.1.
- Scatter/Gather data from all members to all members of a group (also called complete exchange or all-to-all) (Sec. 4.8). This is shown as “alltoall” in figure 4.1.
- Global reduction operations such as sum, max, min, or user-defined functions, where the result is returned to all group members and a variation where the result is returned to only one member (Sec. 4.9).
- A combined reduction and scatter operation (Sec. 4.10).
- Scan across all members of a group (also called prefix) (Sec. 4.11).

A collective operation is executed by having all processes in the group call the communication routine, with matching arguments. The syntax and semantics of the collective operations are defined to be consistent with the syntax and semantics of the point-to-point operations. Thus, general datatypes are allowed and must match between sending and receiving processes as specified in Chapter 3. One of the key arguments is a communicator that defines the group of participating processes and provides a context for the operation. Several collective routines such as broadcast and gather have a single originating or receiving process. Such processes are called the *root*. Some arguments in the collective functions

1
2
3
4
5
6
7
8
9
10
11
12
13
14
15
16
17
18
19
20
21
22
23
24
25
26
27
28
29
30
31
32
33
34
35
36
37
38
39
40
41
42
43
44
45
46
47
48

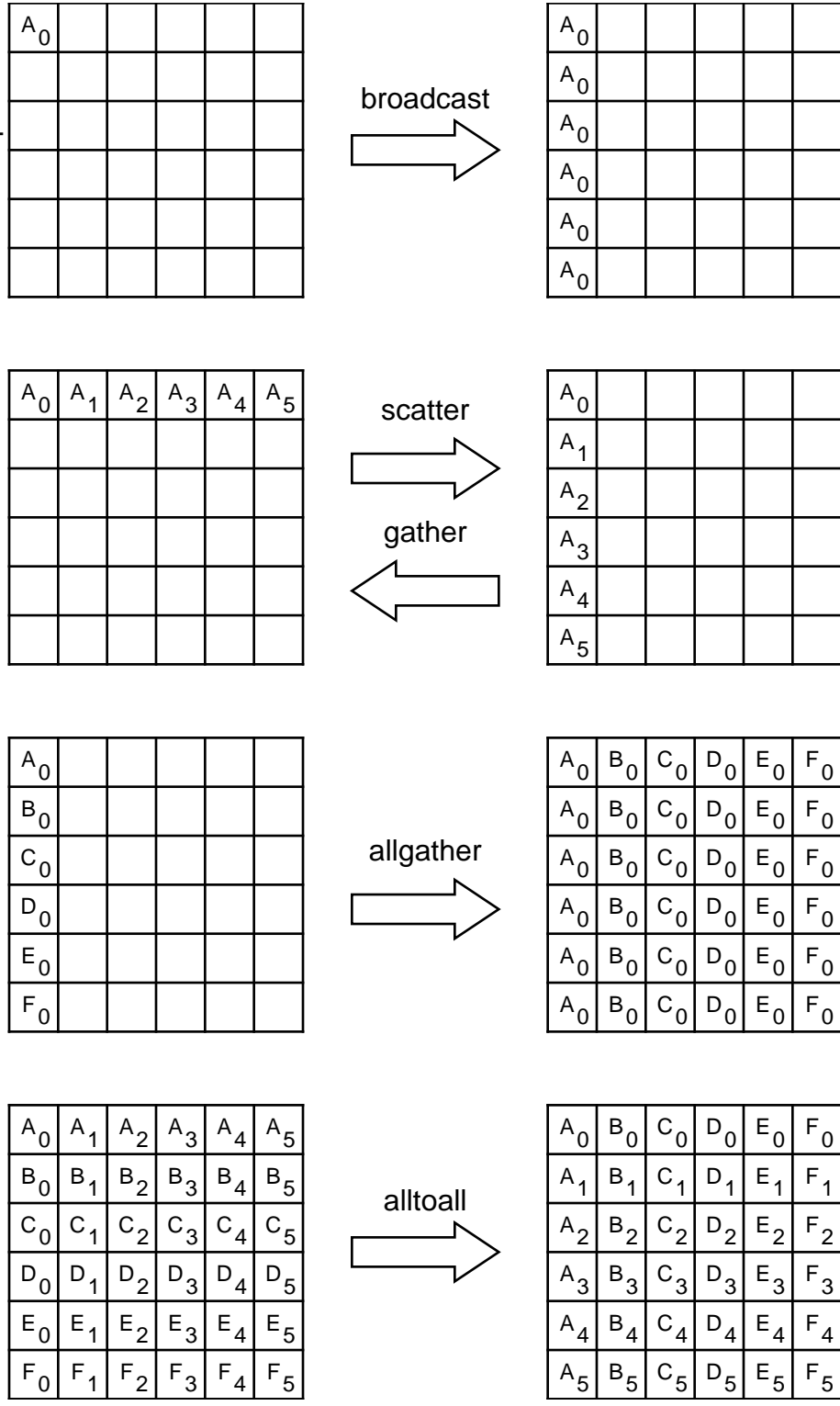


Figure 4.1: Collective move functions illustrated for a group of six processes. In each case, each row of boxes represents data locations in one process. Thus, in the broadcast, initially just the first process contains the data A_0 , but after the broadcast all processes contain it.

are specified as “significant only at root,” and are ignored for all participants except the root. The reader is referred to Chapter 3 for information concerning communication buffers, general datatypes and type matching rules, and to Chapter 5 for information on how to define groups and create communicators.

The type-matching conditions for the collective operations are more strict than the corresponding conditions between sender and receiver in point-to-point. Namely, for collective operations, the amount of data sent must exactly match the amount of data specified by the receiver. Distinct type maps (the layout in memory, see Sec. 3.12) between sender and receiver are still allowed.

Collective routine calls can (but are not required to) return as soon as their participation in the collective communication is complete. The completion of a call indicates that the caller is now free to access locations in the communication buffer. It does not indicate that other processes in the group have completed or even started the operation (unless otherwise indicated in the description of the operation). Thus, a collective communication call may, or may not, have the effect of synchronizing all calling processes. This statement excludes, of course, the barrier function.

Collective communication calls may use the same communicators as point-to-point communication; MPI guarantees that messages generated on behalf of collective communication calls will not be confused with messages generated by point-to-point communication. A more detailed discussion of correct use of collective routines is found in Sec. 4.12.

Rationale. The equal-data restriction (on type matching) was made so as to avoid the complexity of providing a facility analogous to the status argument of MPI_RECV for discovering the amount of data sent. Some of the collective routines would require an array of status values.

The statements about synchronization are made so as to allow a variety of implementations of the collective functions.

The collective operations do not accept a message tag argument. If future revisions of MPI define non-blocking collective functions, then tags (or a similar mechanism) will need to be added so as to allow the dis-ambiguation of multiple, pending, collective operations. (*End of rationale.*)

Advice to users. It is dangerous to rely on synchronization side-effects of the collective operations for program correctness. For example, even though a particular implementation may provide a broadcast routine with a side-effect of synchronization, the standard does not require this, and a program that relies on this will not be portable.

On the other hand, a correct, portable program must allow for the fact that a collective call *may* be synchronizing. Though one cannot rely on any synchronization side-effect, one must program so as to allow it. These issues are discussed further in Sec. 4.12. (*End of advice to users.*)

Advice to implementors. While vendors may write optimized collective routines matched to their architectures, a complete library of the collective communication routines can be written entirely using the MPI point-to-point communication functions and a few auxiliary functions. If implementing on top of point-to-point, a hidden,

special communicator must be created for the collective operation so as to avoid interference with any on-going point-to-point communication at the time of the collective call. This is discussed further in Sec. 4.12. (*End of advice to implementors.*)

4.2 Communicator argument

The key concept of the collective functions is to have a “group” of participating processes. The routines do not have a group identifier as an explicit argument. Instead, there is a communicator argument. For the purposes of this chapter, a communicator can be thought of as a group identifier linked with a context. An inter-communicator, that is, a communicator that spans two groups, is *not* allowed as an argument to a collective function.

4.3 Barrier synchronization

`MPI_BARRIER(comm)`

IN `comm` communicator (handle)

`int MPI_Barrier(MPI_Comm comm)`

`MPI_BARRIER(COMM, IERROR)`
`INTEGER COMM, IERROR`

`MPI_BARRIER` blocks the caller until all group members have called it. The call returns at any process only after all group members have entered the call.

4.4 Broadcast

`MPI_BCAST(buffer, count, datatype, root, comm)`

INOUT `buffer` starting address of buffer (choice)

IN `count` number of entries in buffer (integer)

IN `datatype` data type of buffer (handle)

IN `root` rank of broadcast root (integer)

IN `comm` communicator (handle)

`int MPI_Bcast(void* buffer, int count, MPI_Datatype datatype, int root, MPI_Comm comm)`

`MPI_BCAST(BUFFER, COUNT, DATATYPE, ROOT, COMM, IERROR)`
`<type> BUFFER(*)`
`INTEGER COUNT, DATATYPE, ROOT, COMM, IERROR`

`MPI_BCAST` broadcasts a message from the process with rank `root` to all processes of the group, itself included. It is called by all members of group using the same arguments

for `comm`, `root`. On return, the contents of `root`'s communication buffer has been copied to all processes.

General, derived datatypes are allowed for `datatype`. The type signature of `count`, `datatype` on any process must be equal to the type signature of `count`, `datatype` at the root. This implies that the amount of data sent must be equal to the amount received, pairwise between each process and the root. `MPI_BCAST` and all other data-movement collective routines make this restriction. Distinct type maps between sender and receiver are still allowed.

4.4.1 Example using `MPI_BCAST`

Example 4.1 Broadcast 100 ints from process 0 to every process in the group.

```
MPI_Comm comm;
int array[100];
int root=0;
...
MPI_Bcast( array, 100, MPI_INT, root, comm);
```

As in many of our example code fragments, we assume that some of the variables (such as `comm` in the above) have been assigned appropriate values.

4.5 Gather

`MPI_GATHER(sendbuf, sendcount, sendtype, recvbuf, recvcount, recvtype, root, comm)`

IN	<code>sendbuf</code>	starting address of send buffer (choice)
IN	<code>sendcount</code>	number of elements in send buffer (integer)
IN	<code>sendtype</code>	data type of send buffer elements (handle)
OUT	<code>recvbuf</code>	address of receive buffer (choice, significant only at root)
IN	<code>recvcount</code>	number of elements for any single receive (integer, significant only at root)
IN	<code>recvtype</code>	data type of recv buffer elements (significant only at root) (handle)
IN	<code>root</code>	rank of receiving process (integer)
IN	<code>comm</code>	communicator (handle)

```
int MPI_Gather(void* sendbuf, int sendcount, MPI_Datatype sendtype,
              void* recvbuf, int recvcount, MPI_Datatype recvtype, int root,
              MPI_Comm comm)
```

```
MPI_GATHER(SENDBUF, SENDCOUNT, SENDTYPE, RECVBUF, RECVCOUNT, RECVTYPE,
           ROOT, COMM, IERROR)
<type> SENDBUF(*), RECVBUF(*)
```

1 INTEGER SENDCOUNT, SENDTYPE, RECVCOUNT, RECVMODE, ROOT, COMM, IERROR

2 Each process (root process included) sends the contents of its send buffer to the root
3 process. The root process receives the messages and stores them in rank order. The outcome
4 is *as if* each of the *n* processes in the group (including the root process) had executed a call
5 to
6

7 MPI_Send(sendbuf, sendcount, sendtype, root, ...),

8
9 and the root had executed *n* calls to

10 MPI_Recv(recvbuf + i · recvcount · extent(recvtype), recvcount, recvtype, i, ...),

11
12 where `extent(recvtype)` is the type extent obtained from a call to `MPI_Type_extent()`.

13 An alternative description is that the *n* messages sent by the processes in the group
14 are concatenated in rank order, and the resulting message is received by the root as if by a
15 call to `MPI_RECV(recvbuf, recvcount·n, recvtype, ...)`.

16 The receive buffer is ignored for all non-root processes.

17 General, derived datatypes are allowed for both `sendtype` and `recvtype`. The type sig-
18 nature of `sendcount`, `sendtype` on process *i* must be equal to the type signature of `recvcount`,
19 `recvtype` at the root. This implies that the amount of data sent must be equal to the amount
20 of data received, pairwise between each process and the root. Distinct type maps between
21 sender and receiver are still allowed.

22 All arguments to the function are significant on process `root`, while on other processes,
23 only arguments `sendbuf`, `sendcount`, `sendtype`, `root`, `comm` are significant. The arguments
24 `root` and `comm` must have identical values on all processes.

25 The specification of counts and types should not cause any location on the root to be
26 written more than once. Such a call is erroneous.

27 Note that the `recvcount` argument at the root indicates the number of items it receives
28 from *each* process, not the total number of items it receives.
29
30
31
32
33
34
35
36
37
38
39
40
41
42
43
44
45
46
47
48

MPI_GATHERV(sendbuf,	sendcount,	sendtype,	recvbuf,	recvcunts,	displs,	recvtype,	root,	1
comm)									2
IN	sendbuf			starting address of send buffer (choice)					3
IN	sendcount			number of elements in send buffer (integer)					4
IN	sendtype			data type of send buffer elements (handle)					5
OUT	recvbuf			address of receive buffer (choice, significant only at root)					6
IN	recvcunts			integer array (of length group size) containing the number of elements that are received from each process (significant only at root)					7
IN	displs			integer array (of length group size). Entry <i>i</i> specifies the displacement relative to <i>recvbuf</i> at which to place the incoming data from process <i>i</i> (significant only at root)					8
IN	recvtype			data type of recv buffer elements (significant only at root) (handle)					9
IN	root			rank of receiving process (integer)					10
IN	comm			communicator (handle)					11

```

int MPI_Gatherv(void* sendbuf, int sendcount, MPI_Datatype sendtype,
               void* recvbuf, int *recvcunts, int *displs,
               MPI_Datatype recvtype, int root, MPI_Comm comm)
MPI_GATHERV(SENDBUF, SENDCOUNT, SENDTYPE, RECVBUF, RECVCOUNTS, DISPLS,
            RECVTYPE, ROOT, COMM, IERROR)
<type> SENDBUF(*), RECVBUF(*)
INTEGER SENDCOUNT, SENDTYPE, RECVCOUNTS(*), DISPLS(*), RECVTYPE, ROOT,
COMM, IERROR

```

MPI_GATHERV extends the functionality of MPI_GATHER by allowing a varying count of data from each process, since *recvcunts* is now an array. It also allows more flexibility as to where the data is placed on the root, by providing the new argument, *displs*.

The outcome is *as if* each process, including the root process, sends a message to the root,

```
MPI_Send(sendbuf, sendcount, sendtype, root, ...),
```

and the root executes *n* receives, **CHANGE (source:MPI-2, p. 30):** *Fix argument name (disp → displs):*

```
MPI_Recv(recvbuf + displs[i] · extent(recvtype), recvcunts[i], recvtype, i, ...).
```

Messages are placed in the receive buffer of the root process in rank order, that is, the data sent from process *j* is placed in the *j*th portion of the receive buffer *recvbuf* on process root. The *j*th portion of *recvbuf* begins at offset *displs[j]* elements (in terms of *recvtype*) into *recvbuf*.

The receive buffer is ignored for all non-root processes.

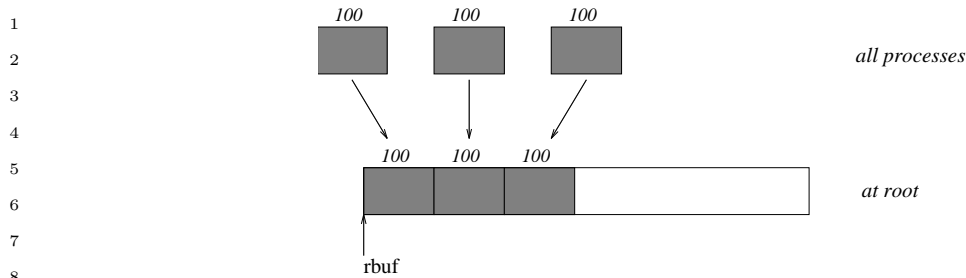


Figure 4.2: The root process gathers 100 ints from each process in the group.

The type signature implied by `sendcount`, `sendtype` on process `i` must be equal to the type signature implied by `recvcounts[i]`, `recvtype` at the root. This implies that the amount of data sent must be equal to the amount of data received, pairwise between each process and the root. Distinct type maps between sender and receiver are still allowed, as illustrated in Example 4.6.

All arguments to the function are significant on process `root`, while on other processes, only arguments `sendbuf`, `sendcount`, `sendtype`, `root`, `comm` are significant. The arguments `root` and `comm` must have identical values on all processes.

The specification of counts, types, and displacements should not cause any location on the root to be written more than once. Such a call is erroneous.

4.5.1 Examples using `MPI_GATHER`, `MPI_GATHERV`

Example 4.2 Gather 100 ints from every process in group to root. See figure 4.2.

```

26 MPI_Comm comm;
27 int gsize, sendarray[100];
28 int root, *rbuf;
29 ...
30 MPI_Comm_size( comm, &gsize);
31 rbuf = (int *)malloc(gsize*100*sizeof(int));
32 MPI_Gather( sendarray, 100, MPI_INT, rbuf, 100, MPI_INT, root, comm);
33

```

Example 4.3 Previous example modified – only the root allocates memory for the receive buffer.

```

37 MPI_Comm comm;
38 int gsize, sendarray[100];
39 int root, myrank, *rbuf;
40 ...
41 MPI_Comm_rank( comm, myrank);
42 if ( myrank == root) {
43     MPI_Comm_size( comm, &gsize);
44     rbuf = (int *)malloc(gsize*100*sizeof(int));
45 }
46 MPI_Gather( sendarray, 100, MPI_INT, rbuf, 100, MPI_INT, root, comm);
47

```

Example 4.4 Do the same as the previous example, but use a derived datatype. Note that the type cannot be the entire set of `gsize*100 ints` since type matching is defined pairwise between the root and each process in the gather.

```

MPI_Comm comm;
int gsize,sendarray[100];
int root, *rbuf;
MPI_Datatype rtype;
...
MPI_Comm_size( comm, &gsize);
MPI_Type_contiguous( 100, MPI_INT, &rtype );
MPI_Type_commit( &rtype );
rbuf = (int *)malloc(gsize*100*sizeof(int));
MPI_Gather( sendarray, 100, MPI_INT, rbuf, 1, rtype, root, comm);

```

Example 4.5 Now have each process send 100 ints to root, but place each set (of 100) *stride* ints apart at receiving end. Use `MPI_GATHERV` and the `displs` argument to achieve this effect. Assume *stride* ≥ 100 . See figure 4.3.

```

MPI_Comm comm;
int gsize,sendarray[100];
int root, *rbuf, stride;
int *displs,i,*rcounts;
...
MPI_Comm_size( comm, &gsize);
rbuf = (int *)malloc(gsize*stride*sizeof(int));
displs = (int *)malloc(gsize*sizeof(int));
rcounts = (int *)malloc(gsize*sizeof(int));
for (i=0; i<gsize; ++i) {
    displs[i] = i*stride;
    rcounts[i] = 100;
}
MPI_Gatherv( sendarray, 100, MPI_INT, rbuf, rcounts, displs, MPI_INT,
             root, comm);

```

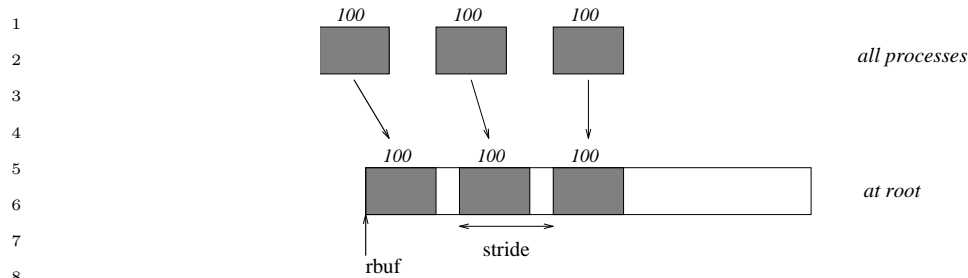
Note that the program is erroneous if *stride* < 100 .

Example 4.6 Same as Example 4.5 on the receiving side, but send the 100 ints from the 0th column of a 100×150 int array, in C. See figure 4.4.

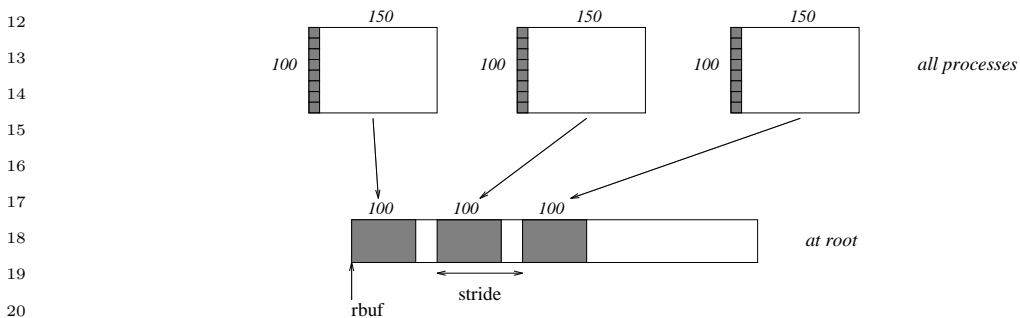
```

MPI_Comm comm;
int gsize,sendarray[100][150];
int root, *rbuf, stride;
MPI_Datatype stype;
int *displs,i,*rcounts;

```



9 Figure 4.3: The root process gathers 100 ints from each process in the group, each set is
10 placed `stride` ints apart.



22 Figure 4.4: The root process gathers column 0 of a 100×150 C array, and each set is placed
23 `stride` ints apart.

24 ...

```

25
26
27 MPI_Comm_size( comm, &gsize);
28 rbuf = (int *)malloc(gsize*stride*sizeof(int));
29 displs = (int *)malloc(gsize*sizeof(int));
30 rcounts = (int *)malloc(gsize*sizeof(int));
31 for (i=0; i<gsize; ++i) {
32     displs[i] = i*stride;
33     rcounts[i] = 100;
34 }
35 /* Create datatype for 1 column of array
36 */
37 MPI_Type_vector( 100, 1, 150, MPI_INT, &styp);
38 MPI_Type_commit( &styp );
39 MPI_Gatherv( sendarray, 1, styp, rbuf, rcounts, displs, MPI_INT,
40             root, comm);
41
42

```

43 **Example 4.7** Process i sends $(100-i)$ ints from the i th column of a 100×150 int array, in
44 C. It is received into a buffer with stride, as in the previous two examples. See figure 4.5.

```

45
46 MPI_Comm comm;
47 int gsize, sendarray[100][150], *sptr;
48 int root, *rbuf, stride, myrank;

```

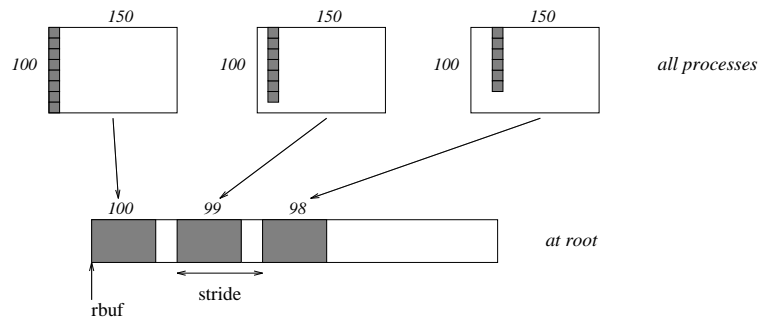


Figure 4.5: The root process gathers $100-i$ ints from column i of a 100×150 C array, and each set is placed `stride` ints apart.

```

MPI_Datatype stype;
int *displs,i,*rcounts;

...

MPI_Comm_size( comm, &gsize);
MPI_Comm_rank( comm, &myrank );
rbuf = (int *)malloc(gsize*stride*sizeof(int));
displs = (int *)malloc(gsize*sizeof(int));
rcounts = (int *)malloc(gsize*sizeof(int));
for (i=0; i<gsize; ++i) {
    displs[i] = i*stride;
    rcounts[i] = 100-i;    /* note change from previous example */
}
/* Create datatype for the column we are sending
*/
MPI_Type_vector( 100-myrank, 1, 150, MPI_INT, &stype);
MPI_Type_commit( &stype );
/* sptr is the address of start of "myrank" column
*/
sptr = &sendarray[0][myrank];
MPI_Gatherv( sptr, 1, stype, rbuf, rcounts, displs, MPI_INT,
             root, comm);

```

Note that a different amount of data is received from each process.

Example 4.8 Same as Example 4.7, but done in a different way at the sending end. We create a datatype that causes the correct striding at the sending end so that that we read a column of a C array. A similar thing was done in Example 3.33, Section 3.12.7.

```

MPI_Comm comm;
int gsize,sendarray[100][150],*sptr;
int root,*rbuf, stride, myrank, disp[2], blocklen[2];
MPI_Datatype stype,type[2];
int *displs,i,*rcounts;

```



```

1
2     ...
3
4     MPI_Comm_size( comm, &gsize);
5     MPI_Comm_rank( comm, &myrank );
6     rbuf = (int *)malloc(gsize*stride*sizeof(int));
7     displs = (int *)malloc(gsize*sizeof(int));
8     rcounts = (int *)malloc(gsize*sizeof(int));
9     for (i=0; i<gsize; ++i) {
10         displs[i] = i*stride;
11         rcounts[i] = 100-i;
12     }
13     /* Create datatype for one int, with extent of entire row
14        */
15     disp[0] = 0;      disp[1] = 150*sizeof(int);
16     type[0] = MPI_INT; type[1] = MPI_UB;
17     blocklen[0] = 1;  blocklen[1] = 1;
18     MPI_Type_struct( 2, blocklen, disp, type, &stype );
19     MPI_Type_commit( &stype );
20     sptr = &sendarray[0][myrank];
21     MPI_Gatherv( sptr, 100-myrank, stype, rbuf, rcounts, displs, MPI_INT,
22                 root, comm);
23

```

Example 4.9 Same as Example 4.7 at sending side, but at receiving side we make the stride between received blocks vary from block to block. See figure 4.6.

```

24
25
26
27     MPI_Comm comm;
28     int gsize,sendarray[100][150],*sptr;
29     int root, *rbuf, *stride, myrank, bufsize;
30     MPI_Datatype stype;
31     int *displs,i,*rcounts,offset;
32
33     ...
34
35     MPI_Comm_size( comm, &gsize);
36     MPI_Comm_rank( comm, &myrank );
37
38     stride = (int *)malloc(gsize*sizeof(int));
39     ...
40     /* stride[i] for i = 0 to gsize-1 is set somehow
41        */
42
43     /* set up displs and rcounts vectors first
44        */
45     displs = (int *)malloc(gsize*sizeof(int));
46     rcounts = (int *)malloc(gsize*sizeof(int));
47     offset = 0;
48     for (i=0; i<gsize; ++i) {

```

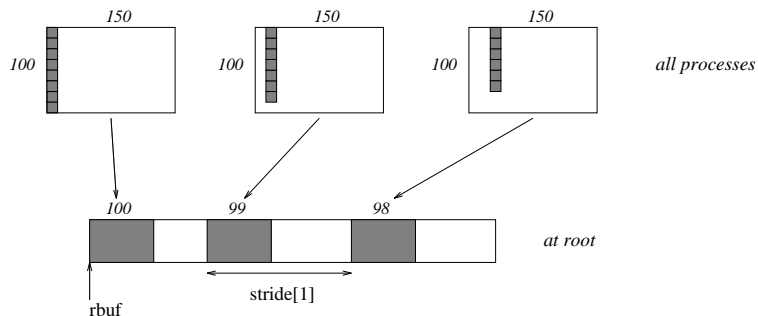


Figure 4.6: The root process gathers $100-i$ ints from column i of a 100×150 C array, and each set is placed $\text{stride}[i]$ ints apart (a varying stride).

```

    displs[i] = offset;
    offset += stride[i];
    rcounts[i] = 100-i;
}
/* the required buffer size for rbuf is now easily obtained
*/
bufsize = displs[gsize-1]+rcounts[gsize-1];
rbuf = (int *)malloc(bufsize*sizeof(int));
/* Create datatype for the column we are sending
*/
MPI_Type_vector( 100-myrank, 1, 150, MPI_INT, &stype);
MPI_Type_commit( &stype );
sptr = &sendarray[0][myrank];
MPI_Gatherv( sptr, 1, stype, rbuf, rcounts, displs, MPI_INT,
             root, comm);

```

Example 4.10 Process i sends num ints from the i th column of a 100×150 int array, in C. The complicating factor is that the various values of num are not known to root , so a separate gather must first be run to find these out. The data is placed contiguously at the receiving end.

```

MPI_Comm comm;
int gsize, sendarray[100][150], *sptr;
int root, *rbuf, stride, myrank, disp[2], blocklen[2];
MPI_Datatype stype, types[2];
int *displs, i, *rcounts, num;
...

MPI_Comm_size( comm, &gsize);
MPI_Comm_rank( comm, &myrank );

/* First, gather nums to root
*/
rcounts = (int *)malloc(gsize*sizeof(int));

```

```

1  MPI_Gather( &num, 1, MPI_INT, rcounts, 1, MPI_INT, root, comm);
2  /* root now has correct rcounts, using these we set displs[] so
3   * that data is placed contiguously (or concatenated) at receive end
4   */
5  displs = (int *)malloc(gsize*sizeof(int));
6  displs[0] = 0;
7  for (i=1; i<gsize; ++i) {
8      displs[i] = displs[i-1]+rcounts[i-1];
9  }
10 /* And, create receive buffer
11  */
12 rbuf = (int *)malloc(gsize*(displs[gsize-1]+rcounts[gsize-1])
13                                     *sizeof(int));
14 /* Create datatype for one int, with extent of entire row
15  */
16 disp[0] = 0;      disp[1] = 150*sizeof(int);
17 type[0] = MPI_INT; type[1] = MPI_UB;
18 blocklen[0] = 1;  blocklen[1] = 1;
19 MPI_Type_struct( 2, blocklen, disp, type, &stype );
20 MPI_Type_commit( &stype );
21 sptr = &sendarray[0][myrank];
22 MPI_Gatherv( sptr, num, stype, rbuf, rcounts, displs, MPI_INT,
23                                     root, comm);
24
25
26
27
28

```

4.6 Scatter

```

29 MPI_SCATTER( sendbuf, sendcount, sendtype, recvbuf, recvcount, recvtype, root, comm)
30
31     IN      sendbuf      address of send buffer (choice, significant only at root)
32     IN      sendcount    number of elements sent to each process (integer, sig-
33                                     nificant only at root)
34     IN      sendtype     data type of send buffer elements (significant only at
35                                     root) (handle)
36     OUT     recvbuf      address of receive buffer (choice)
37     IN      recvcount    number of elements in receive buffer (integer)
38     IN      recvtype     data type of receive buffer elements (handle)
39     IN      root         rank of sending process (integer)
40     IN      comm         communicator (handle)
41
42
43
44 int MPI_Scatter(void* sendbuf, int sendcount, MPI_Datatype sendtype,
45               void* recvbuf, int recvcount, MPI_Datatype recvtype, int root,
46               MPI_Comm comm)
47
48 MPI_SCATTER(SENDBUF, SENDCOUNT, SENDTYPE, RECVBUF, RECVCOUNT, RECVTYPE,
49             ROOT, COMM, IERROR)

```

<type> SENDBUF(*), RECVBUF(*)
 INTEGER SENDCOUNT, SENDTYPE, RECVCOUNT, RECVTYPE, ROOT, COMM, IERROR

MPI_SCATTER is the inverse operation to MPI_GATHER.

The outcome is *as if* the root executed *n* send operations,

MPI_Send(sendbuf + i · sendcount · extent(sendtype), sendcount, sendtype, i, ...),

and each process executed a receive,

MPI_Recv(recvbuf, recvcount, recvtype, i, ...).

An alternative description is that the root sends a message with MPI_Send(sendbuf, sendcount·*n*, sendtype, ...). This message is split into *n* equal segments, the *i*th segment is sent to the *i*th process in the group, and each process receives this message as above.

The send buffer is ignored for all non-root processes.

The type signature associated with sendcount, sendtype at the root must be equal to the type signature associated with recvcount, recvtype at all processes (however, the type maps may be different). This implies that the amount of data sent must be equal to the amount of data received, pairwise between each process and the root. Distinct type maps between sender and receiver are still allowed.

All arguments to the function are significant on process root, while on other processes, only arguments recvbuf, recvcount, recvtype, root, comm are significant. The arguments root and comm must have identical values on all processes.

The specification of counts and types should not cause any location on the root to be read more than once.

Rationale. Though not needed, the last restriction is imposed so as to achieve symmetry with MPI_GATHER, where the corresponding restriction (a multiple-write restriction) is necessary. (*End of rationale.*)

MPI_SCATTERV(sendbuf, sendcounts, displs, sendtype, recvbuf, recvcount, recvtype, root, comm)

IN	sendbuf	address of send buffer (choice, significant only at root)
IN	sendcounts	integer array (of length group size) specifying the number of elements to send to each processor
IN	displs	integer array (of length group size). Entry <i>i</i> specifies the displacement (relative to sendbuf from which to take the outgoing data to process <i>i</i>)
IN	sendtype	data type of send buffer elements (handle)
OUT	recvbuf	address of receive buffer (choice)
IN	recvcount	number of elements in receive buffer (integer)
IN	recvtype	data type of receive buffer elements (handle)
IN	root	rank of sending process (integer)
IN	comm	communicator (handle)

int MPI_Scatterv(void* sendbuf, int *sendcounts, int *displs,
 MPI_Datatype sendtype, void* recvbuf, int recvcount,

```

1      MPI_Datatype recvtype, int root, MPI_Comm comm)
2
3  MPI_SCATTERV(SENDBUF, SENDCOUNTS, DISPLS, SENDTYPE, RECVBUF, RECVCOUNT,
4              RECVTYPE, ROOT, COMM, IERROR)
5  <type> SENDBUF(*), RECVBUF(*)
6  INTEGER SENDCOUNTS(*), DISPLS(*), SENDTYPE, RECVCOUNT, RECVTYPE, ROOT,
7  COMM, IERROR

```

MPI_SCATTERV is the inverse operation to MPI_GATHERV.

MPI_SCATTERV extends the functionality of MPI_SCATTER by allowing a varying count of data to be sent to each process, since `sendcounts` is now an array. It also allows more flexibility as to where the data is taken from on the root, by providing the new argument, `displs`.

The outcome is as if the root executed `n` send operations,

```
MPI_Send(sendbuf + displs[i] · extent(sendtype), sendcounts[i], sendtype, i, ...),
```

and each process executed a receive,

```
MPI_Recv(recvbuf, recvcount, recvtype, i, ...).
```

The send buffer is ignored for all non-root processes.

The type signature implied by `sendcount[i]`, `sendtype` at the root must be equal to the type signature implied by `recvcount`, `recvtype` at process `i` (however, the type maps may be different). This implies that the amount of data sent must be equal to the amount of data received, pairwise between each process and the root. Distinct type maps between sender and receiver are still allowed.

All arguments to the function are significant on process `root`, while on other processes, only arguments `recvbuf`, `recvcount`, `recvtype`, `root`, `comm` are significant. The arguments `root` and `comm` must have identical values on all processes.

The specification of counts, types, and displacements should not cause any location on the root to be read more than once.

4.6.1 Examples using MPI_SCATTER, MPI_SCATTERV

Example 4.11 The reverse of Example 4.2. Scatter sets of 100 ints from the root to each process in the group. See figure 4.7.

```

36  MPI_Comm comm;
37  int gsize,*sendbuf;
38  int root, rbuf[100];
39  ...
40  MPI_Comm_size( comm, &gsize);
41  sendbuf = (int *)malloc(gsize*100*sizeof(int));
42  ...
43  MPI_Scatter( sendbuf, 100, MPI_INT, rbuf, 100, MPI_INT, root, comm);
44

```

Example 4.12 The reverse of Example 4.5. The root process scatters sets of 100 ints to the other processes, but the sets of 100 are *stride* ints apart in the sending buffer. Requires use of MPI_SCATTERV. Assume *stride* \geq 100. See figure 4.8.

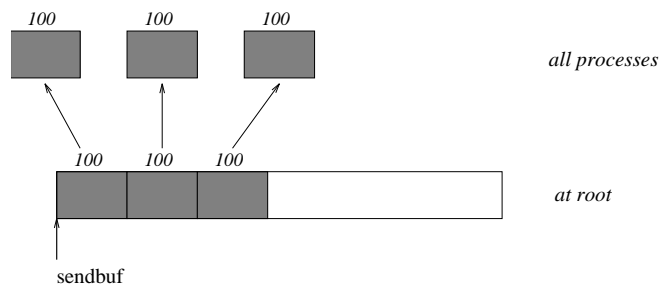


Figure 4.7: The root process scatters sets of 100 ints to each process in the group.

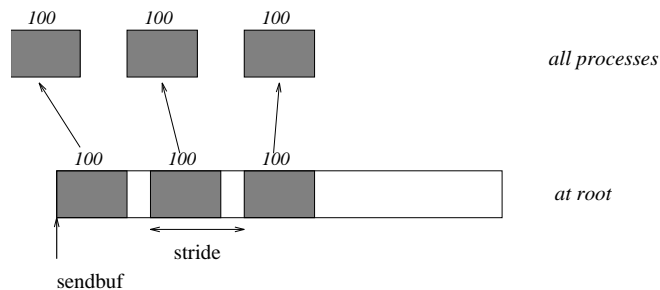


Figure 4.8: The root process scatters sets of 100 ints, moving by `stride` ints from send to send in the scatter.

```

MPI_Comm comm;
int gsize,*sendbuf;
int root, rbuf[100], i, *displs, *scounts;
...
MPI_Comm_size( comm, &gsize);
sendbuf = (int *)malloc(gsize*stride*sizeof(int));
...
displs = (int *)malloc(gsize*sizeof(int));
scount = (int *)malloc(gsize*sizeof(int));
for (i=0; i<gsize; ++i) {
    displs[i] = i*stride;
    scounts[i] = 100;
}
MPI_Scatterv( sendbuf, scounts, displs, MPI_INT, rbuf, 100, MPI_INT,
              root, comm);

```

Example 4.13 The reverse of Example 4.9. We have a varying stride between blocks at sending (root) side, at the receiving side we receive into the *i*th column of a 100×150 *C* array. See figure 4.9.

```

MPI_Comm comm;
int gsize,recvarray[100][150],*rptr;
int root, *sendbuf, myrank, bufsize, *stride;

```


4.7 Gather-to-all

```
MPI_ALLGATHER( sendbuf, sendcount, sendtype, recvbuf, recvcount, recvtype, comm)
```

IN	sendbuf	starting address of send buffer (choice)
IN	sendcount	number of elements in send buffer (integer)
IN	sendtype	data type of send buffer elements (handle)
OUT	recvbuf	address of receive buffer (choice)
IN	recvcount	number of elements received from any process (integer)
IN	recvtype	data type of receive buffer elements (handle)
IN	comm	communicator (handle)

```
int MPI_Allgather(void* sendbuf, int sendcount, MPI_Datatype sendtype,
                 void* recvbuf, int recvcount, MPI_Datatype recvtype,
                 MPI_Comm comm)
```

```
MPI_ALLGATHER(SENDBUF, SENDCOUNT, SENDTYPE, RECVBUF, RECVCOUNT, RECVTYPE,
              COMM, IERROR)
```

```
<type> SENDBUF(*), RECVBUF(*)
```

```
INTEGER SENDCOUNT, SENDTYPE, RECVCOUNT, RECVTYPE, COMM, IERROR
```

MPI_ALLGATHER can be thought of as MPI_GATHER, but where all processes receive the result, instead of just the root. **CHANGE (source:MPI-2, p. 30):** *The jth block of data sent from each process is received by every process and placed in the jth block of the buffer recvbuf.* **INTO:** The block of data sent from the jth process is received by every process and placed in the jth block of the buffer recvbuf.

The type signature associated with sendcount, sendtype, at a process must be equal to the type signature associated with recvcount, recvtype at any other process.

The outcome of a call to MPI_ALLGATHER(...) is as if all processes executed n calls to

```
MPI_GATHER(sendbuf, sendcount, sendtype, recvbuf, recvcount,
           recvtype, root, comm),
```

for root = 0 , . . . , n-1. The rules for correct usage of MPI_ALLGATHER are easily found from the corresponding rules for MPI_GATHER.


```
1 MPI_ALLGATHERV( sendbuf, sendcount, sendtype, recvbuf, recvcounts, displs, recvtype, comm)
```

```
2
3     IN     sendbuf           starting address of send buffer (choice)
4
5     IN     sendcount        number of elements in send buffer (integer)
6
7     IN     sendtype         data type of send buffer elements (handle)
8     OUT    recvbuf          address of receive buffer (choice)
9     IN     recvcounts       integer array (of length group size) containing the num-
10                                ber of elements that are received from each process
11     IN     displs           integer array (of length group size). Entry i specifies
12                                the displacement (relative to recvbuf) at which to place
13                                the incoming data from process i
14
15     IN     recvtype         data type of receive buffer elements (handle)
16     IN     comm             communicator (handle)
```

```
17
18 int MPI_Allgatherv(void* sendbuf, int sendcount, MPI_Datatype sendtype,
19                   void* recvbuf, int *recvcounts, int *displs,
20                   MPI_Datatype recvtype, MPI_Comm comm)
```

```
21 MPI_ALLGATHERV(SENDBUF, SENDCOUNT, SENDTYPE, RECVBUF, RECVCOUNTS, DISPLS,
22               RECVTYPE, COMM, IERROR)
23     <type> SENDBUF(*), RECVBUF(*)
24     INTEGER SENDCOUNT, SENDTYPE, RECVCOUNTS(*), DISPLS(*), RECVTYPE, COMM,
25     IERROR
```

26
27 MPI_ALLGATHERV can be thought of as MPI_GATHERV, but where all processes receive
28 the result, instead of just the root. **CHANGE (source:MPI-2, p. 30):** *The jth block of*
29 *data sent from each process is received by every process and placed in the jth block of the*
30 *buffer recvbuf.* **INTO:** The block of data sent from the jth process is received by every
31 process and placed in the jth block of the buffer recvbuf. These blocks need not all be the
32 same size.

33 The type signature associated with sendcount, sendtype, at process j must be equal to
34 the type signature associated with recvcounts[j], recvtype at any other process.

35 The outcome is as if all processes executed calls to

```
36 MPI_GATHERV(sendbuf, sendcount, sendtype, recvbuf, recvcounts, displs,
37             recvtype, root, comm),
```

38
39 for root = 0 , . . . , n-1. The rules for correct usage of MPI_ALLGATHERV are easily
40 found from the corresponding rules for MPI_GATHERV.

42 4.7.1 Examples using MPI_ALLGATHER, MPI_ALLGATHERV

43
44 **Example 4.14** The all-gather version of Example 4.2. Using MPI_ALLGATHER, we will
45 gather 100 ints from every process in the group to every process.

```
46
47     MPI_Comm comm;
48     int gsize, sendarray[100];
```

```

int *rbuf;
...
MPI_Comm_size( comm, &gsize);
rbuf = (int *)malloc(gsize*100*sizeof(int));
MPI_Allgather( sendarray, 100, MPI_INT, rbuf, 100, MPI_INT, comm);

```

After the call, every process has the group-wide concatenation of the sets of data.

4.8 All-to-All Scatter/Gather

`MPI_ALLTOALL(sendbuf, sendcount, sendtype, recvbuf, recvcount, recvtype, comm)`

IN	sendbuf	starting address of send buffer (choice)
IN	sendcount	number of elements sent to each process (integer)
IN	sendtype	data type of send buffer elements (handle)
OUT	recvbuf	address of receive buffer (choice)
IN	recvcount	number of elements received from any process (integer)
IN	recvtype	data type of receive buffer elements (handle)
IN	comm	communicator (handle)

```

int MPI_Alltoall(void* sendbuf, int sendcount, MPI_Datatype sendtype,
                void* recvbuf, int recvcount, MPI_Datatype recvtype,
                MPI_Comm comm)

```

```

MPI_ALLTOALL(SENDBUF, SENDCOUNT, SENDTYPE, RECVBUF, RECVCOUNT, RECVTYPE,
             COMM, IERROR)
<type> SENDBUF(*), RECVBUF(*)
INTEGER SENDCOUNT, SENDTYPE, RECVCOUNT, RECVTYPE, COMM, IERROR

```

`MPI_ALLTOALL` is an extension of `MPI_ALLGATHER` to the case where each process sends distinct data to each of the receivers. The j th block sent from process i is received by process j and is placed in the i th block of `recvbuf`.

The type signature associated with `sendcount`, `sendtype`, at a process must be equal to the type signature associated with `recvcount`, `recvtype` at any other process. This implies that the amount of data sent must be equal to the amount of data received, pairwise between every pair of processes. As usual, however, the type maps may be different.

The outcome is as if each process executed a send to each process (itself included) with a call to,

```
MPI_Send(sendbuf + i * sendcount * extent(sendtype), sendcount, sendtype, i, ...),
```

and a receive from every other process with a call to,

```
MPI_Recv(recvbuf + i * recvcount * extent(recvtype), recvcount, i, ...).
```

All arguments on all processes are significant. The argument `comm` must have identical values on all processes.

1 MPI_ALLTOALLV(sendbuf, sendcounts, sdispls, sendtype, recvbuf, recvcoun-
2 comm)

3	IN	sendbuf	starting address of send buffer (choice)
4	IN	sendcounts	integer array equal to the group size specifying the
5			number of elements to send to each processor
6			
7	IN	sdispls	integer array (of length group size). Entry j specifies
8			the displacement (relative to sendbuf from which to
9			take the outgoing data destined for process j
10	IN	sendtype	data type of send buffer elements (handle)
11	OUT	recvbuf	address of receive buffer (choice)
12	IN	recvcoun-	integer array equal to the group size specifying the
13			number of elements that can be received from each
14			processor
15			
16	IN	rdispls	integer array (of length group size). Entry i specifies
17			the displacement (relative to recvbuf at which to place
18			the incoming data from process i
19	IN	recvtype	data type of receive buffer elements (handle)
20	IN	comm	communicator (handle)
21			
22			

```
23 int MPI_Alltoallv(void* sendbuf, int *sendcounts, int *sdispls,
24                 MPI_Datatype sendtype, void* recvbuf, int *recvcoun-
25                 int *rdispls, MPI_Datatype recvtype, MPI_Comm comm)
26
27 MPI_ALLTOALLV(SENDBUF, SENDCOUNTS, SDISPLS, SENDTYPE, RECVBUF, REVCOUNTS,
28               RDISPLS, RECVTYPE, COMM, IERROR)
29 <type> SENDBUF(*), RECVBUF(*)
30 INTEGER SENDCOUNTS(*), SDISPLS(*), SENDTYPE, REVCOUNTS(*), RDISPLS(*),
31 RECVTYPE, COMM, IERROR
```

32 MPI_ALLTOALLV adds flexibility to MPI_ALLTOALL in that the location of data for the
33 send is specified by sdispls and the location of the placement of the data on the receive side
34 is specified by rdispls.

35 The jth block sent from process i is received by process j and is placed in the ith
36 block of recvbuf. These blocks need not all have the same size.

37 The type signature associated with sendcount[j], sendtype at process i must be equal
38 to the type signature associated with recvcoun[i], recvtype at process j. This implies that
39 the amount of data sent must be equal to the amount of data received, pairwise between
40 every pair of processes. Distinct type maps between sender and receiver are still allowed.

41 The outcome is as if each process sent a message to every other process with,

```
42 MPI_Send(sendbuf + displs[i] · extent(sendtype), sendcounts[i], sendtype, i, ...),
```

43 and received a message from every other process with a call to

```
44 MPI_Recv(recvbuf + displs[i] · extent(recvtype), recvcoun[i], recvtype, i, ...).
```

45 All arguments on all processes are significant. The argument comm must have identical
46 values on all processes.

Rationale. The definitions of `MPI_ALLTOALL` and `MPI_ALLTOALLV` give as much flexibility as one would achieve by specifying `n` independent, point-to-point communications, with two exceptions: all messages use the same datatype, and messages are scattered from (or gathered to) sequential storage. (*End of rationale.*)

Advice to implementors. Although the discussion of collective communication in terms of point-to-point operation implies that each message is transferred directly from sender to receiver, implementations may use a tree communication pattern. Messages can be forwarded by intermediate nodes where they are split (for scatter) or concatenated (for gather), if this is more efficient. (*End of advice to implementors.*)

4.9 Global Reduction Operations

The functions in this section perform a global reduce operation (such as sum, max, logical AND, etc.) across all the members of a group. The reduction operation can be either one of a predefined list of operations, or a user-defined operation. The global reduction functions come in several flavors: a reduce that returns the result of the reduction at one node, an all-reduce that returns this result at all nodes, and a scan (parallel prefix) operation. In addition, a reduce-scatter operation combines the functionality of a reduce and of a scatter operation.

4.9.1 Reduce

`MPI_REDUCE(sendbuf, recvbuf, count, datatype, op, root, comm)`

IN	<code>sendbuf</code>	address of send buffer (choice)
OUT	<code>recvbuf</code>	address of receive buffer (choice, significant only at root)
IN	<code>count</code>	number of elements in send buffer (integer)
IN	<code>datatype</code>	data type of elements of send buffer (handle)
IN	<code>op</code>	reduce operation (handle)
IN	<code>root</code>	rank of root process (integer)
IN	<code>comm</code>	communicator (handle)

```
int MPI_Reduce(void* sendbuf, void* recvbuf, int count,
              MPI_Datatype datatype, MPI_Op op, int root, MPI_Comm comm)
```

```
MPI_REDUCE(SENDBUF, RECVBUF, COUNT, DATATYPE, OP, ROOT, COMM, IERROR)
<type> SENDBUF(*), RECVBUF(*)
INTEGER COUNT, DATATYPE, OP, ROOT, COMM, IERROR
```

`MPI_REDUCE` combines the elements provided in the input buffer of each process in the group, using the operation `op`, and returns the combined value in the output buffer of the process with rank `root`. The input buffer is defined by the arguments `sendbuf`, `count` and `datatype`; the output buffer is defined by the arguments `recvbuf`, `count` and `datatype`; both have the same number of elements, with the same type. The routine is called by all

1 group members using the same arguments for `count`, `datatype`, `op`, `root` and `comm`. Thus, all
 2 processes provide input buffers and output buffers of the same length, with elements of the
 3 same type. Each process can provide one element, or a sequence of elements, in which case
 4 the combine operation is executed element-wise on each entry of the sequence. For example,
 5 if the operation is `MPI_MAX` and the send buffer contains two elements that are floating point
 6 numbers (`count = 2` and `datatype = MPI_FLOAT`), then `recvbuf(1) = global max(sendbuf(1))`
 7 and `recvbuf(2) = global max(sendbuf(2))`.

8 `Sec. 4.9.2`, lists the set of predefined operations provided by MPI. That section also
 9 enumerates the datatypes each operation can be applied to. In addition, users may define
 10 their own operations that can be overloaded to operate on several datatypes, either basic
 11 or derived. This is further explained in `Sec. 4.9.4`.

12 The operation `op` is always assumed to be associative. All predefined operations are also
 13 assumed to be commutative. Users may define operations that are assumed to be associative,
 14 but not commutative. The “canonical” evaluation order of a reduction is determined by the
 15 ranks of the processes in the group. However, the implementation can take advantage of
 16 associativity, or associativity and commutativity in order to change the order of evaluation.
 17 This may change the result of the reduction for operations that are not strictly associative
 18 and commutative, such as floating point addition.

19 *Advice to implementors.* It is strongly recommended that `MPI_REDUCE` be imple-
 20 mented so that the same result be obtained whenever the function is applied on the
 21 same arguments, appearing in the same order. Note that this may prevent optimiza-
 22 tions that take advantage of the physical location of processors. (*End of advice to*
 23 *implementors.*)

24
 25 **CHANGE (source:MPI-2, p. 26):** *The datatype argument of MPI_REDUCE must be*
 26 *compatible with op. Predefined operators work only with the MPI types listed in Sec. 4.9.2*
 27 *and Sec. 4.9.3. User-defined operators may operate on general, derived datatypes.* **INTO:**
 28 *The datatype argument of MPI_REDUCE must be compatible with op. Predefined operators*
 29 *work only with the MPI types listed in Sec. 4.9.2 and Sec. 4.9.3. Furthermore, the datatype*
 30 *and op given for predefined operators must be the same on all processes.*

31 Note that it is possible for users to supply different user-defined operations to `MPI_REDUCE`
 32 in each process. MPI does not define which operations are used on which operands in this
 33 case. User-defined operators may operate on general, derived datatypes. In this case,
 34 each argument that the reduce operation is applied to is one element described by such a
 35 datatype, which may contain several basic values. This is further explained in `Section 4.9.4`.

36 **ADD (source:MPI-2, p. 26): ADD (source:Advice to users):**

37
 38 *Advice to users.* Users should make no assumptions about how `MPI_REDUCE` is
 39 implemented. Safest is to ensure that the same function is passed to `MPI_REDUCE`
 40 by each process. (*End of advice to users.*)

41 **ADD (source:MPI-2, p. 26):** *Overlapping datatypes are permitted in “send” buffers.*
 42 *Overlapping datatypes in “receive” buffers are erroneous and may give unpredictable results.*

44 4.9.2 Predefined reduce operations

45
 46 The following predefined operations are supplied for `MPI_REDUCE` and related functions
 47 `MPI_ALLREDUCE`, `MPI_REDUCE_SCATTER`, and `MPI_SCAN`. These operations are invoked
 48 by placing the following in `op`.

Name	Meaning	
MPI_MAX	maximum	1
MPI_MIN	minimum	2
MPI_SUM	sum	3
MPI_PROD	product	4
MPI_LAND	logical and	5
MPI_BAND	bit-wise and	6
MPI_LOR	logical or	7
MPI_BOR	bit-wise or	8
MPI_LXOR	logical xor	9
MPI_BXOR	bit-wise xor	10
MPI_MAXLOC	max value and location	11
MPI_MINLOC	min value and location	12

The two operations MPI_MINLOC and MPI_MAXLOC are discussed separately in Sec. 4.9.3. For the other predefined operations, we enumerate below the allowed combinations of `op` and `datatype` arguments. First, define groups of MPI basic datatypes in the following way.

C integer:	MPI_INT, MPI_LONG, MPI_SHORT, MPI_UNSIGNED_SHORT, MPI_UNSIGNED, MPI_UNSIGNED_LONG	13
Fortran integer:	MPI_INTEGER	14
Floating point:	MPI_FLOAT, MPI_DOUBLE, MPI_REAL, MPI_DOUBLE_PRECISION, MPI_LONG_DOUBLE	15
Logical:	MPI_LOGICAL	16
Complex:	MPI_COMPLEX	17
Byte:	MPI_BYTE	18

Now, the valid datatypes for each option is specified below.

Op	Allowed Types	
MPI_MAX, MPI_MIN	C integer, Fortran integer, Floating point	19
MPI_SUM, MPI_PROD	C integer, Fortran integer, Floating point, Complex	20
MPI_LAND, MPI_LOR, MPI_LXOR	C integer, Logical	21
MPI_BAND, MPI_BOR, MPI_BXOR	C integer, Fortran integer, Byte	22

Example 4.15 A routine that computes the dot product of two vectors that are distributed across a group of processes and returns the answer at node zero.

```

SUBROUTINE PAR_BLAS1(m, a, b, c, comm)
REAL a(m), b(m)      ! local slice of array
REAL c               ! result (at node zero)
REAL sum
INTEGER m, comm, i, ierr

```

```

1
2  ! local sum
3  sum = 0.0
4  DO i = 1, m
5      sum = sum + a(i)*b(i)
6  END DO
7
8  ! global sum
9  CALL MPI_REDUCE(sum, c, 1, MPI_REAL, MPI_SUM, 0, comm, ierr)
10 RETURN
11

```

12 **Example 4.16** A routine that computes the product of a vector and an array that are
13 distributed across a group of processes and returns the answer at node zero.

```

14
15 SUBROUTINE PAR_BLAS2(m, n, a, b, c, comm)
16 REAL a(m), b(m,n)    ! local slice of array
17 REAL c(n)            ! result
18 REAL sum(n)
19 INTEGER n, comm, i, j, ierr
20
21 ! local sum
22 DO j= 1, n
23     sum(j) = 0.0
24     DO i = 1, m
25         sum(j) = sum(j) + a(i)*b(i,j)
26     END DO
27 END DO
28
29 ! global sum
30 CALL MPI_REDUCE(sum, c, n, MPI_REAL, MPI_SUM, 0, comm, ierr)
31
32 ! return result at node zero (and garbage at the other nodes)
33 RETURN
34

```

35 4.9.3 MINLOC and MAXLOC

36 The operator MPI.MINLOC is used to compute a global minimum and also an index attached
37 to the minimum value. MPI.MAXLOC similarly computes a global maximum and index. One
38 application of these is to compute a global minimum (maximum) and the rank of the process
39 containing this value.

40 The operation that defines MPI.MAXLOC is:

$$42 \begin{pmatrix} u \\ i \end{pmatrix} \circ \begin{pmatrix} v \\ j \end{pmatrix} = \begin{pmatrix} w \\ k \end{pmatrix}$$

45 where

$$47 w = \max(u, v)$$

48

and

$$k = \begin{cases} i & \text{if } u > v \\ \min(i, j) & \text{if } u = v \\ j & \text{if } u < v \end{cases}$$

MPI_MINLOC is defined similarly:

$$\begin{pmatrix} u \\ i \end{pmatrix} \circ \begin{pmatrix} v \\ j \end{pmatrix} = \begin{pmatrix} w \\ k \end{pmatrix}$$

where

$$w = \min(u, v)$$

and

$$k = \begin{cases} i & \text{if } u < v \\ \min(i, j) & \text{if } u = v \\ j & \text{if } u > v \end{cases}$$

Both operations are associative and commutative. Note that if MPI_MAXLOC is applied to reduce a sequence of pairs $(u_0, 0), (u_1, 1), \dots, (u_{n-1}, n-1)$, then the value returned is (u, r) , where $u = \max_i u_i$ and r is the index of the first global maximum in the sequence. Thus, if each process supplies a value and its rank within the group, then a reduce operation with `op = MPI_MAXLOC` will return the maximum value and the rank of the first process with that value. Similarly, MPI_MINLOC can be used to return a minimum and its index. More generally, MPI_MINLOC computes a *lexicographic minimum*, where elements are ordered according to the first component of each pair, and ties are resolved according to the second component.

The reduce operation is defined to operate on arguments that consist of a pair: value and index. For both Fortran and C, types are provided to describe the pair. The potentially mixed-type nature of such arguments is a problem in Fortran. The problem is circumvented, for Fortran, by having the MPI-provided type consist of a pair of the same type as value, and coercing the index to this type also. In C, the MPI-provided pair type has distinct types and the index is an `int`.

In order to use MPI_MINLOC and MPI_MAXLOC in a reduce operation, one must provide a `datatype` argument that represents a pair (value and index). MPI provides **CHANGE (source:MPI-2, p. 30):sevenINTO:** nine such predefined datatypes. The operations MPI_MAXLOC and MPI_MINLOC can be used with each of the following datatypes.

Fortran:

Name	Description
MPI_2REAL	pair of REALs
MPI_2DOUBLE_PRECISION	pair of DOUBLE PRECISION variables
MPI_2INTEGER	pair of INTEGERS

C:

Name	Description
MPI_FLOAT_INT	float and int


```

1      MPI_DOUBLE_INT      double and int
2      MPI_LONG_INT       long and int
3      MPI_2INT           pair of int
4      MPI_SHORT_INT      short and int
5      MPI_LONG_DOUBLE_INT long double and int

```

6 The datatype MPI_2REAL is *as if* defined by the following (see Section 3.12).

```

7
8 MPI_TYPE_CONTIGUOUS(2, MPI_REAL, MPI_2REAL)
9

```

10 Similar statements apply for MPI_2INTEGER, MPI_2DOUBLE_PRECISION, and MPI_2INT.

11 The datatype MPI_FLOAT_INT is *as if* defined by the following sequence of instructions.

```

12
13 type[0] = MPI_FLOAT
14 type[1] = MPI_INT
15 disp[0] = 0
16 disp[1] = sizeof(float)
17 block[0] = 1
18 block[1] = 1
19 MPI_TYPE_STRUCT(2, block, disp, type, MPI_FLOAT_INT)
20

```

21 Similar statements apply for MPI_LONG_INT and MPI_DOUBLE_INT.

22 **Example 4.17** Each process has an array of 30 doubles, in C. For each of the 30 locations,
 23 compute the value and rank of the process containing the largest value.

```

24
25     ...
26     /* each process has an array of 30 double: ain[30]
27     */
28     double ain[30], aout[30];
29     int ind[30];
30     struct {
31         double val;
32         int rank;
33     } in[30], out[30];
34     int i, myrank, root;
35
36     MPI_Comm_rank(MPI_COMM_WORLD, &myrank);
37     for (i=0; i<30; ++i) {
38         in[i].val = ain[i];
39         in[i].rank = myrank;
40     }
41     MPI_Reduce( in, out, 30, MPI_DOUBLE_INT, MPI_MAXLOC, root, comm );
42     /* At this point, the answer resides on process root
43     */
44     if (myrank == root) {
45         /* read ranks out
46         */
47         for (i=0; i<30; ++i) {
48             aout[i] = out[i].val;

```

```

        ind[i] = out[i].rank;
    }
}

```

Example 4.18 Same example, in Fortran.

```

...
! each process has an array of 30 double: ain(30)

DOUBLE PRECISION ain(30), aout(30)
INTEGER ind(30);
DOUBLE PRECISION in(2,30), out(2,30)
INTEGER i, myrank, root, ierr;

MPI_COMM_RANK(MPI_COMM_WORLD, myrank);
DO I=1, 30
    in(1,i) = ain(i)
    in(2,i) = myrank    ! myrank is coerced to a double
END DO

MPI_REDUCE( in, out, 30, MPI_2DOUBLE_PRECISION, MPI_MAXLOC, root,
           comm, ierr );

! At this point, the answer resides on process root

IF (myrank .EQ. root) THEN
    ! read ranks out
    DO I= 1, 30
        aout(i) = out(1,i)
        ind(i) = out(2,i) ! rank is coerced back to an integer
    END DO
END IF

```

Example 4.19 Each process has a non-empty array of values. Find the minimum global value, the rank of the process that holds it and its index on this process.

```

#define LEN 1000

float val[LEN];          /* local array of values */
int count;              /* local number of values */
int myrank, minrank, minindex;
float minval;

struct {
    float value;
    int index;
} in, out;

/* local minloc */
in.value = val[0];

```

```

1  in.index = 0;
2  for (i=1; i < count; i++)
3      if (in.value > val[i]) {
4          in.value = val[i];
5          in.index = i;
6      }
7
8      /* global minloc */
9  MPI_Comm_rank(MPI_COMM_WORLD, &myrank);
10 in.index = myrank*LEN + in.index;
11 MPI_Reduce( in, out, 1, MPI_FLOAT_INT, MPI_MINLOC, root, comm );
12     /* At this point, the answer resides on process root
13     */
14 if (myrank == root) {
15     /* read answer out
16     */
17     minval = out.value;
18     minrank = out.index / LEN;
19     minindex = out.index % LEN;
20 }

```

Rationale. The definition of MPI_MINLOC and MPI_MAXLOC given here has the advantage that it does not require any special-case handling of these two operations: they are handled like any other reduce operation. A programmer can provide his or her own definition of MPI_MAXLOC and MPI_MINLOC, if so desired. The disadvantage is that values and indices have to be first interleaved, and that indices and values have to be coerced to the same type, in Fortran. (*End of rationale.*)

4.9.4 User-Defined Operations

```

32 MPI_OP_CREATE( function, commute, op)
33
34     IN      function          user defined function (function)
35     IN      commute          true if commutative; false otherwise.
36     OUT     op                operation (handle)
37
38
39 int MPI_Op_create(MPI_User_function *function, int commute, MPI_Op *op)
40
41 MPI_OP_CREATE( FUNCTION, COMMUTE, OP, IERROR)
42     EXTERNAL FUNCTION
43     LOGICAL COMMUTE
44     INTEGER OP, IERROR

```

MPI_OP_CREATE binds a user-defined global operation to an op handle that can subsequently be used in MPI_REDUCE, MPI_ALLREDUCE, MPI_REDUCE_SCATTER, and MPI_SCAN. The user-defined operation is assumed to be associative. If commute = true, then the operation should be both commutative and associative. If commute = false,

then the order of operands is fixed and is defined to be in ascending, process rank order, beginning with process zero. The order of evaluation can be changed, taking advantage of the associativity of the operation. If `commute = true` then the order of evaluation can be changed, taking advantage of commutativity and associativity.

`function` is the user-defined function, which must have the following four arguments: `invec`, `inoutvec`, `len` and `datatype`.

The ANSI-C prototype for the function is the following.

```
typedef void MPI_User_function( void *invec, void *inoutvec, int *len,
                               MPI_Datatype *datatype);
```

The Fortran declaration of the user-defined function appears below. **CHANGE (source:MPI-2, p. 31):FUNCTION- δ SUBROUTINE**

```
SUBROUTINE USER_FUNCTION( INVEC, INOUTVEC, LEN, TYPE)
  <type> INVEC(LEN), INOUTVEC(LEN)
  INTEGER LEN, TYPE
```

The `datatype` argument is a handle to the data type that was passed into the call to `MPI_REDUCE`. The user reduce function should be written such that the following holds: Let $u[0], \dots, u[\text{len}-1]$ be the `len` elements in the communication buffer described by the arguments `invec`, `len` and `datatype` when the function is invoked; let $v[0], \dots, v[\text{len}-1]$ be `len` elements in the communication buffer described by the arguments `inoutvec`, `len` and `datatype` when the function is invoked; let $w[0], \dots, w[\text{len}-1]$ be `len` elements in the communication buffer described by the arguments `inoutvec`, `len` and `datatype` when the function returns; then $w[i] = u[i] \circ v[i]$, for $i=0, \dots, \text{len}-1$, where \circ is the reduce operation that the function computes.

Informally, we can think of `invec` and `inoutvec` as arrays of `len` elements that `function` is combining. The result of the reduction over-writes values in `inoutvec`, hence the name. Each invocation of the function results in the pointwise evaluation of the reduce operator on `len` elements: I.e, the function returns in `inoutvec[i]` the value `invec[i] \circ inoutvec[i]`, for $i = 0, \dots, \text{count} - 1$, where \circ is the combining operation computed by the function.

Rationale. The `len` argument allows `MPI_REDUCE` to avoid calling the function for each element in the input buffer. Rather, the system can choose to apply the function to chunks of input. In C, it is passed in as a reference for reasons of compatibility with Fortran.

By internally comparing the value of the `datatype` argument to known, global handles, it is possible to overload the use of a single user-defined function for several, different data types. (*End of rationale.*)

General datatypes may be passed to the user function. However, use of datatypes that are not contiguous is likely to lead to inefficiencies.

No MPI communication function may be called inside the user function. `MPI_ABORT` may be called inside the function in case of an error.

Advice to users. Suppose one defines a library of user-defined reduce functions that are overloaded: the `datatype` argument is used to select the right execution path at each invocation, according to the types of the operands. The user-defined reduce function

cannot “decode” the `datatype` argument that it is passed, and cannot identify, by itself, the correspondence between the `datatype` handles and the `datatype` they represent. This correspondence was established when the `datatypes` were created. Before the library is used, a library initialization preamble must be executed. This preamble code will define the `datatypes` that are used by the library, and store handles to these `datatypes` in global, static variables that are shared by the user code and the library code.

The Fortran version of `MPI_REDUCE` will invoke a user-defined reduce function using the Fortran calling conventions and will pass a Fortran-type `datatype` argument; the C version will use C calling convention and the C representation of a `datatype` handle. Users who plan to mix languages should define their reduction functions accordingly. (*End of advice to users.*)

Advice to implementors. We outline below a naive and inefficient implementation of `MPI_REDUCE`.

```

17         if (rank > 0) {
18             RECV(tempbuf, count, datatype, rank-1,...)
19             User_reduce( tempbuf, sendbuf, count, datatype)
20         }
21         if (rank < groupsize-1) {
22             SEND( sendbuf, count, datatype, rank+1, ...)
23         }
24         /* answer now resides in process groupsize-1 ... now send to root
25          */
26         if (rank == groupsize-1) {
27             SEND( sendbuf, count, datatype, root, ...)
28         }
29         if (rank == root) {
30             RECV(recvbuf, count, datatype, groupsize-1,...)
31         }
32     }

```

The reduction computation proceeds, sequentially, from process 0 to process `group-size-1`. This order is chosen so as to respect the order of a possibly non-commutative operator defined by the function `User_reduce()`. A more efficient implementation is achieved by taking advantage of associativity and using a logarithmic tree reduction. Commutativity can be used to advantage, for those cases in which the `commute` argument to `MPI_OP_CREATE` is true. Also, the amount of temporary buffer required can be reduced, and communication can be pipelined with computation, by transferring and reducing the elements in chunks of size `len < count`.

The predefined reduce operations can be implemented as a library of user-defined operations. However, better performance might be achieved if `MPI_REDUCE` handles these functions as a special case. (*End of advice to implementors.*)

CHANGE (source:MPI-2, p. 31):*Definition of op from IN to INOUT* `MPI_OP_FREE(`

```

op) 1
    INOUT op operation (handle) 2
    3
int MPI_op_free( MPI_Op *op) 4
MPI_OP_FREE( OP, IERROR) 5
    INTEGER OP, IERROR 6
    7
    Marks a user-defined reduction operation for deallocation and sets op to MPI_OP_NULL. 8
    9
Example of User-defined Reduce 10
It is time for an example of user-defined reduction. 11
12
Example 4.20 Compute the product of an array of complex numbers, in C. 13
14
typedef struct { 15
    double real,imag; 16
} Complex; 17
18
/* the user-defined function 19
*/ 20
void myProd( Complex *in, Complex *inout, int *len, MPI_Datatype *dptr ) 21
{ 22
    int i; 23
    Complex c; 24
    25
    for (i=0; i< *len; ++i) { 26
        c.real = inout->real*in->real - 27
            inout->imag*in->imag; 28
        c.imag = inout->real*in->imag + 29
            inout->imag*in->real; 30
        *inout = c; 31
        inout++; 32
    } 33
} 34
35
/* and, to call it... 36
*/ 37
... 38
39
40
/* each process has an array of 100 Complexes 41
*/ 42
Complex a[100], answer[100]; 43
MPI_Op myOp; 44
MPI_Datatype ctype; 45
46
/* explain to MPI how type Complex is defined 47
*/ 48

```

```

1      MPI_Type_contiguous( 2, MPI_DOUBLE, &ctype );
2      MPI_Type_commit( &ctype );
3      /* create the complex-product user-op
4         */
5      MPI_Op_create( myProd, True, &myOp );
6
7      MPI_Reduce( a, answer, 100, ctype, myOp, root, comm );
8
9      /* At this point, the answer, which consists of 100 Complexes,
10         * resides on process root
11         */

```

4.9.5 All-Reduce

MPI includes variants of each of the reduce operations where the result is returned to all processes in the group. MPI requires that all processes participating in these operations receive identical results.

MPI_ALLREDUCE(sendbuf, recvbuf, count, datatype, op, comm)

IN	sendbuf	starting address of send buffer (choice)
OUT	recvbuf	starting address of receive buffer (choice)
IN	count	number of elements in send buffer (integer)
IN	datatype	data type of elements of send buffer (handle)
IN	op	operation (handle)
IN	comm	communicator (handle)

```

29      int MPI_Allreduce(void* sendbuf, void* recvbuf, int count,
30                      MPI_Datatype datatype, MPI_Op op, MPI_Comm comm)

```

```

31
32      MPI_ALLREDUCE(SENDBUF, RECVBUF, COUNT, DATATYPE, OP, COMM, IERROR)
33      <type> SENDBUF(*), RECVBUF(*)
34      INTEGER COUNT, DATATYPE, OP, COMM, IERROR

```

Same as **MPI_REDUCE** except that the result appears in the receive buffer of all the group members.

Advice to implementors. The all-reduce operations can be implemented as a reduce, followed by a broadcast. However, a direct implementation can lead to better performance. (*End of advice to implementors.*)

Example 4.21 A routine that computes the product of a vector and an array that are distributed across a group of processes and returns the answer at all nodes (see also Example 4.16).

CHANGE (source:MPI-2, p. 31): *Getting rid of 0 in MPI_ALLREDUCE*

```

47      SUBROUTINE PAR_BLAS2(m, n, a, b, c, comm)
48      REAL a(m), b(m,n)      ! local slice of array

```

```

REAL c(n)          ! result
REAL sum(n)
INTEGER n, comm, i, j, ierr

! local sum
DO j= 1, n
  sum(j) = 0.0
  DO i = 1, m
    sum(j) = sum(j) + a(i)*b(i,j)
  END DO
END DO

! global sum
CALL MPI_ALLREDUCE(sum, c, n, MPI_REAL, MPI_SUM, comm, ierr)

! return result at all nodes
RETURN

```

4.10 Reduce-Scatter

MPI includes variants of each of the reduce operations where the result is scattered to all processes in the group on return.

`MPI_REDUCE_SCATTER(sendbuf, recvbuf, recvcnts, datatype, op, comm)`

IN	sendbuf	starting address of send buffer (choice)
OUT	recvbuf	starting address of receive buffer (choice)
IN	recvcnts	integer array specifying the number of elements in result distributed to each process. Array must be identical on all calling processes.
IN	datatype	data type of elements of input buffer (handle)
IN	op	operation (handle)
IN	comm	communicator (handle)

```

int MPI_Reduce_scatter(void* sendbuf, void* recvbuf, int *recvcnts,
                      MPI_Datatype datatype, MPI_Op op, MPI_Comm comm)

```

```

MPI_REDUCE_SCATTER(SENDBUF, RECVBUF, RECVCOUNTS, DATATYPE, OP, COMM,
                  IERROR)

```

```

<type> SENDBUF(*), RECVBUF(*)

```

```

INTEGER RECVCOUNTS(*), DATATYPE, OP, COMM, IERROR

```

`MPI_REDUCE_SCATTER` first does an element-wise reduction on vector of `count = $\sum_i \text{recvcnts}[i]$` elements in the send buffer defined by `sendbuf`, `count` and `datatype`. Next, the resulting vector of results is split into `n` disjoint segments, where `n` is the number of members in the group. Segment `i` contains `recvcnts[i]` elements. The `i`th segment is sent to process `i` and stored in the receive buffer defined by `recvbuf`, `recvcnts[i]` and `datatype`.

Advice to implementors. The MPI_REDUCE_SCATTER routine is functionally equivalent to: A MPI_REDUCE operation function with count equal to the sum of recvcnts[i] followed by MPI_SCATTERV with sendcounts equal to recvcnts. However, a direct implementation may run faster. (*End of advice to implementors.*)

4.11 Scan

MPI_SCAN(sendbuf, recvbuf, count, datatype, op, comm)

IN	sendbuf	starting address of send buffer (choice)
OUT	recvbuf	starting address of receive buffer (choice)
IN	count	number of elements in input buffer (integer)
IN	datatype	data type of elements of input buffer (handle)
IN	op	operation (handle)
IN	comm	communicator (handle)

```
int MPI_Scan(void* sendbuf, void* recvbuf, int count,
             MPI_Datatype datatype, MPI_Op op, MPI_Comm comm )
```

```
MPI_SCAN(SENDBUF, RECVBUF, COUNT, DATATYPE, OP, COMM, IERROR)
<type> SENDBUF(*), RECVBUF(*)
INTEGER COUNT, DATATYPE, OP, COMM, IERROR
```

MPI_SCAN is used to perform a prefix reduction on data distributed across the group. The operation returns, in the receive buffer of the process with rank *i*, the reduction of the values in the send buffers of processes with ranks 0, . . . , *i* (inclusive). The type of operations supported, their semantics, and the constraints on send and receive buffers are as for MPI_REDUCE.

Rationale. We have defined an inclusive scan, that is, the prefix reduction on process *i* includes the data from process *i*. An alternative is to define scan in an exclusive manner, where the result on *i* only includes data up to *i*-1. Both definitions are useful. The latter has some advantages: the inclusive scan can always be computed from the exclusive scan with no additional communication; for non-invertible operations such as max and min, communication is required to compute the exclusive scan from the inclusive scan. There is, however, a complication with exclusive scan since one must define the “unit” element for the reduction in this case. That is, one must explicitly say what occurs for process 0. This was thought to be complex for user-defined operations and hence, the exclusive scan was dropped. (*End of rationale.*)

4.11.1 Example using MPI_SCAN

Example 4.22 This example uses a user-defined operation to produce a *segmented scan*. A segmented scan takes, as input, a set of values and a set of logicals, and the logicals

delineate the various segments of the scan. For example:

<i>values</i>	v_1	v_2	v_3	v_4	v_5	v_6	v_7	v_8
<i>logicals</i>	0	0	1	1	1	0	0	1
<i>result</i>	v_1	$v_1 + v_2$	v_3	$v_3 + v_4$	$v_3 + v_4 + v_5$	v_6	$v_6 + v_7$	v_8

The operator that produces this effect is,

$$\begin{pmatrix} u \\ i \end{pmatrix} \circ \begin{pmatrix} v \\ j \end{pmatrix} = \begin{pmatrix} w \\ j \end{pmatrix},$$

where,

$$w = \begin{cases} u + v & \text{if } i = j \\ v & \text{if } i \neq j \end{cases}.$$

Note that this is a non-commutative operator. C code that implements it is given below.

```
typedef struct {
    double val;
    int log;
} SegScanPair;

/* the user-defined function
*/
void segScan( SegScanPair *in, SegScanPair *inout, int *len,
              MPI_Datatype *dptr )
{
    int i;
    SegScanPair c;

    for (i=0; i< *len; ++i) {
        if ( in->log == inout->log )
            c.val = in->val + inout->val;
        else
            c.val = inout->val;
        c.log = inout->log;
        *inout = c;
        in++; inout++;
    }
}
```

Note that the `inout` argument to the user-defined function corresponds to the right-hand operand of the operator. When using this operator, we must be careful to specify that it is non-commutative, as in the following.

CHANGE (source:MPI-1.2 errata, Ballot3, item 7): *MPI_Scan has an extraneous root argument*

```

1   int i,base;
2   SeqScanPair  a, answer;
3   MPI_Op      myOp;
4   MPI_Datatype type[2] = {MPI_DOUBLE, MPI_INT};
5   MPI_Aint    disp[2];
6   int        blocklen[2] = { 1, 1};
7   MPI_Datatype sspair;
8
9   /* explain to MPI how type SegScanPair is defined
10  */
11  MPI_Address( a, disp);
12  MPI_Address( a.log, disp+1);
13  base = disp[0];
14  for (i=0; i<2; ++i) disp[i] -= base;
15  MPI_Type_struct( 2, blocklen, disp, type, &sspair );
16  MPI_Type_commit( &sspair );
17  /* create the segmented-scan user-op
18  */
19  MPI_Op_create( segScan, False, &myOp );
20  ...
21  MPI_Scan( a, answer, 1, sspair, myOp, comm );
22

```

4.12 Correctness

A correct, portable program must invoke collective communications so that deadlock will not occur, whether collective communications are synchronizing or not. The following examples illustrate dangerous use of collective routines.

Example 4.23 The following is erroneous.

```

31  switch(rank) {
32      case 0:
33          MPI_Bcast(buf1, count, type, 0, comm);
34          MPI_Bcast(buf2, count, type, 1, comm);
35          break;
36      case 1:
37          MPI_Bcast(buf2, count, type, 1, comm);
38          MPI_Bcast(buf1, count, type, 0, comm);
39          break;
40  }
41

```

We assume that the group of `comm` is $\{0,1\}$. Two processes execute two broadcast operations in reverse order. If the operation is synchronizing then a deadlock will occur.

Collective operations must be executed in the same order at all members of the communication group.

Example 4.24 The following is erroneous.

48

```

switch(rank) {
  case 0:
    MPI_Bcast(buf1, count, type, 0, comm0);
    MPI_Bcast(buf2, count, type, 2, comm2);
    break;
  case 1:
    MPI_Bcast(buf1, count, type, 1, comm1);
    MPI_Bcast(buf2, count, type, 0, comm0);
    break;
  case 2:
    MPI_Bcast(buf1, count, type, 2, comm2);
    MPI_Bcast(buf2, count, type, 1, comm1);
    break;
}

```

Assume that the group of `comm0` is $\{0,1\}$, of `comm1` is $\{1, 2\}$ and of `comm2` is $\{2,0\}$. If the broadcast is a synchronizing operation, then there is a cyclic dependency: the broadcast in `comm2` completes only after the broadcast in `comm0`; the broadcast in `comm0` completes only after the broadcast in `comm1`; and the broadcast in `comm1` completes only after the broadcast in `comm2`. Thus, the code will deadlock.

Collective operations must be executed in an order so that no cyclic dependences occur.

Example 4.25 The following is erroneous.

```

switch(rank) {
  case 0:
    MPI_Bcast(buf1, count, type, 0, comm);
    MPI_Send(buf2, count, type, 1, tag, comm);
    break;
  case 1:
    MPI_Recv(buf2, count, type, 0, tag, comm, status);
    MPI_Bcast(buf1, count, type, 0, comm);
    break;
}

```

Process zero executes a broadcast, followed by a blocking send operation. Process one first executes a blocking receive that matches the send, followed by broadcast call that matches the broadcast of process zero. This program may deadlock. The broadcast call on process zero *may* block until process one executes the matching broadcast call, so that the send is not executed. Process one will definitely block on the receive and so, in this case, never executes the broadcast.

The relative order of execution of collective operations and point-to-point operations should be such, so that even if the collective operations and the point-to-point operations are synchronizing, no deadlock will occur.

Example 4.26 A correct, but non-deterministic program.

```

switch(rank) {
  case 0:

```

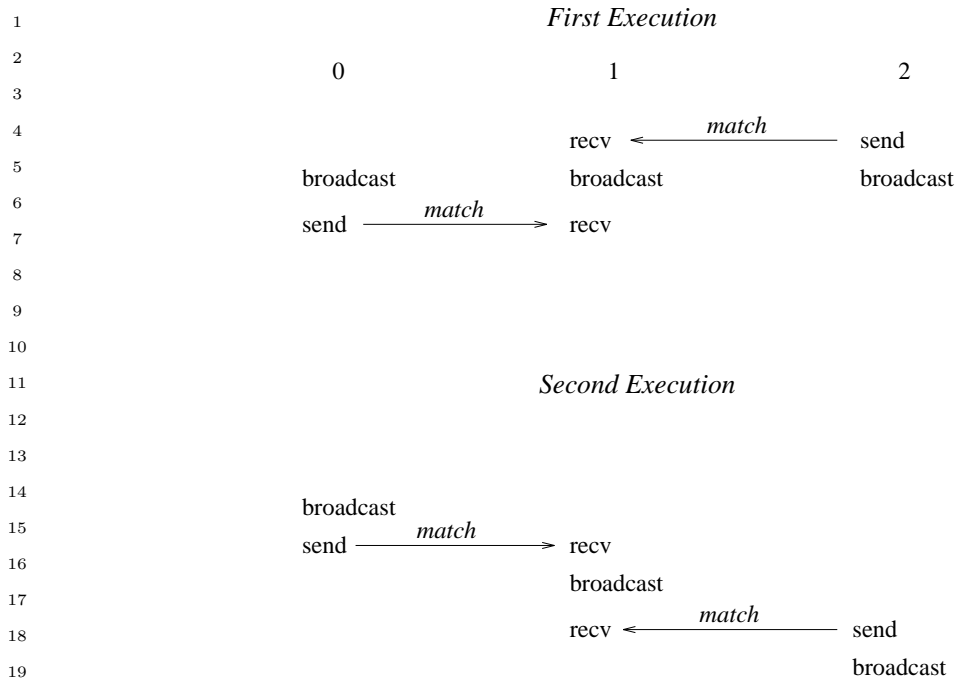


Figure 4.10: A race condition causes non-deterministic matching of sends and receives. One cannot rely on synchronization from a broadcast to make the program deterministic.

```

24     MPI_Bcast(buf1, count, type, 0, comm);
25     MPI_Send(buf2, count, type, 1, tag, comm);
26     break;
27 case 1:
28     MPI_Recv(buf2, count, type, MPI_ANY_SOURCE, tag, comm, status);
29     MPI_Bcast(buf1, count, type, 0, comm);
30     MPI_Recv(buf2, count, type, MPI_ANY_SOURCE, tag, comm, status);
31     break;
32 case 2:
33     MPI_Send(buf2, count, type, 1, tag, comm);
34     MPI_Bcast(buf1, count, type, 0, comm);
35     break;
36 }

```

All three processes participate in a broadcast. Process 0 sends a message to process 1 after the broadcast, and process 2 sends a message to process 1 before the broadcast. Process 1 receives before and after the broadcast, with a wildcard source argument.

Two possible executions of this program, with different matchings of sends and receives, are illustrated in figure 4.10. Note that the second execution has the peculiar effect that a send executed after the broadcast is received at another node before the broadcast. This example illustrates the fact that one should not rely on collective communication functions to have particular synchronization effects. A program that works correctly only when the first execution occurs (only when broadcast is synchronizing) is erroneous.

Finally, in multithreaded implementations, one can have more than one, concurrently executing, collective communication call at a process. In these situations, it is the user's re-

sponsibility to ensure that the same communicator is not used concurrently by two different collective communication calls at the same process.

Advice to implementors. Assume that broadcast is implemented using point-to-point MPI communication. Suppose the following two rules are followed.

1. All receives specify their source explicitly (no wildcards).
2. Each process sends all messages that pertain to one collective call before sending any message that pertain to a subsequent collective call.

Then, messages belonging to successive broadcasts cannot be confused, as the order of point-to-point messages is preserved.

It is the implementor's responsibility to ensure that point-to-point messages are not confused with collective messages. One way to accomplish this is, whenever a communicator is created, to also create a "hidden communicator" for collective communication. One could achieve a similar effect more cheaply, for example, by using a hidden tag or context bit to indicate whether the communicator is used for point-to-point or collective communication. (*End of advice to implementors.*)

Chapter 5

Groups, Contexts, and Communicators

5.1 Introduction

This chapter introduces MPI features that support the development of parallel libraries. Parallel libraries are needed to encapsulate the distracting complications inherent in parallel implementations of key algorithms. They help to ensure consistent correctness of such procedures, and provide a “higher level” of portability than MPI itself can provide. As such, libraries prevent each programmer from repeating the work of defining consistent data structures, data layouts, and methods that implement key algorithms (such as matrix operations). Since the best libraries come with several variations on parallel systems (different data layouts, different strategies depending on the size of the system or problem, or type of floating point), this too needs to be hidden from the user.

We refer the reader to [26] and [3] for further information on writing libraries in MPI, using the features described in this chapter.

5.1.1 Features Needed to Support Libraries

The key features needed to support the creation of robust parallel libraries are as follows:

- Safe communication space, that guarantees that libraries can communicate as they need to, without conflicting with communication extraneous to the library,
- Group scope for collective operations, that allow libraries to avoid unnecessarily synchronizing uninvolved processes (potentially running unrelated code),
- Abstract process naming to allow libraries to describe their communication in terms suitable to their own data structures and algorithms,
- The ability to “adorn” a set of communicating processes with additional user-defined attributes, such as extra collective operations. This mechanism should provide a means for the user or library writer effectively to extend a message-passing notation.

In addition, a unified mechanism or object is needed for conveniently denoting communication context, the group of communicating processes, to house abstract process naming, and to store adornments.

5.1.2 MPI's Support for Libraries

The corresponding concepts that MPI provides, specifically to support robust libraries, are as follows:

- **Contexts** of communication,
- **Groups** of processes,
- **Virtual topologies**,
- **Attribute caching**,
- **Communicators**.

Communicators (see [16, 24, 27]) encapsulate all of these ideas in order to provide the appropriate scope for all communication operations in MPI. Communicators are divided into two kinds: intra-communicators for operations within a single group of processes, and inter-communicators, for point-to-point communication between two groups of processes.

Caching. Communicators (see below) provide a “caching” mechanism that allows one to associate new attributes with communicators, on a par with MPI built-in features. This can be used by advanced users to adorn communicators further, and by MPI to implement some communicator functions. For example, the virtual-topology functions described in Chapter 6 are likely to be supported this way.

Groups. Groups define an ordered collection of processes, each with a rank, and it is this group that defines the low-level names for inter-process communication (ranks are used for sending and receiving). Thus, groups define a scope for process names in point-to-point communication. In addition, groups define the scope of collective operations. Groups may be manipulated separately from communicators in MPI, but only communicators can be used in communication operations.

Intra-communicators. The most commonly used means for message passing in MPI is via intra-communicators. Intra-communicators contain an instance of a group, contexts of communication for both point-to-point and collective communication, and the ability to include virtual topology and other attributes. These features work as follows:

- **Contexts** provide the ability to have separate safe “universes” of message passing in MPI. A context is akin to an additional tag that differentiates messages. The system manages this differentiation process. The use of separate communication contexts by distinct libraries (or distinct library invocations) insulates communication internal to the library execution from external communication. This allows the invocation of the library even if there are pending communications on “other” communicators, and avoids the need to synchronize entry or exit into library code. Pending point-to-point communications are also guaranteed not to interfere with collective communications within a single communicator.
- **Groups** define the participants in the communication (see above) of a communicator.

- 1 • A **virtual topology** defines a special mapping of the ranks in a group to and from a
- 2 topology. Special constructors for communicators are defined in chapter 6 to provide
- 3 this feature. Intra-communicators as described in this chapter do not have topologies.
- 4
- 5 • **Attributes** define the local information that the user or library has added to a com-
- 6 municator for later reference.

7
8 *Advice to users.* The current practice in many communication libraries is that there
9 is a unique, predefined communication universe that includes all processes available
10 when the parallel program is initiated; the processes are assigned consecutive ranks.
11 Participants in a point-to-point communication are identified by their rank; a collec-
12 tive communication (such as broadcast) always involves all processes. This practice
13 can be followed in MPI by using the predefined communicator MPI_COMM_WORLD.
14 *Users who are satisfied with this practice can plug in MPI_COMM_WORLD wherever*
15 *a communicator argument is required, and can consequently disregard the rest of this*
16 *chapter. (End of advice to users.)*

17
18 **Inter-communicators.** The discussion has dealt so far with **intra-communication**: com-
19 munication within a group. MPI also supports **inter-communication**: communication
20 between two non-overlapping groups. When an application is built by composing several
21 parallel modules, it is convenient to allow one module to communicate with another using
22 local ranks for addressing within the second module. This is especially convenient in a
23 client-server computing paradigm, where either client or server are parallel. The support
24 of inter-communication also provides a mechanism for the extension of MPI to a dynamic
25 model where not all processes are preallocated at initialization time. In such a situation,
26 it becomes necessary to support communication across “universes.” Inter-communication
27 is supported by objects called **inter-communicators**. These objects bind two groups to-
28 gether with communication contexts shared by both groups. For inter-communicators, these
29 features work as follows:

- 30 • **Contexts** provide the ability to have a separate safe “universe” of message passing
- 31 between the two groups. A send in the local group is always a receive in the re-
- 32 mote group, and vice versa. The system manages this differentiation process. The
- 33 use of separate communication contexts by distinct libraries (or distinct library in-
- 34 vocations) insulates communication internal to the library execution from external
- 35 communication. This allows the invocation of the library even if there are pending
- 36 communications on “other” communicators, and avoids the need to synchronize entry
- 37 or exit into library code. There is no general-purpose collective communication on
- 38 inter-communicators, so contexts are used just to isolate point-to-point communi-
- 39 cation.
- 40
- 41 • A local and remote group specify the recipients and destinations for an inter-com-
- 42 municator.
- 43
- 44 • Virtual topology is undefined for an inter-communicator.
- 45
- 46 • As before, attributes cache defines the local information that the user or library has
- 47 added to a communicator for later reference.
- 48

MPI provides mechanisms for creating and manipulating inter-communicators. They are used for point-to-point communication in an related manner to intra-communicators. Users who do not need inter-communication in their applications can safely ignore this extension. Users who need collective operations via inter-communicators must layer it on top of MPI. Users who require inter-communication between overlapping groups must also layer this capability on top of MPI.

5.2 Basic Concepts

In this section, we turn to a more formal definition of the concepts introduced above.

5.2.1 Groups

A **group** is an ordered set of process identifiers (henceforth processes); processes are implementation-dependent objects. Each process in a group is associated with an integer **rank**. Ranks are contiguous and start from zero. Groups are represented by opaque **group objects**, and hence cannot be directly transferred from one process to another. A group is used within a communicator to describe the participants in a communication “universe” and to rank such participants (thus giving them unique names within that “universe” of communication).

There is a special pre-defined group: `MPI_GROUP_EMPTY`, which is a group with no members. The predefined constant `MPI_GROUP_NULL` is the value used for invalid group handles.

Advice to users. `MPI_GROUP_EMPTY`, which is a valid handle to an empty group, should not be confused with `MPI_GROUP_NULL`, which in turn is an invalid handle. The former may be used as an argument to group operations; the latter, which is returned when a group is freed, is not a valid argument. (*End of advice to users.*)

Advice to implementors. A group may be represented by a virtual-to-real process-address-translation table. Each communicator object (see below) would have a pointer to such a table.

Simple implementations of MPI will enumerate groups, such as in a table. However, more advanced data structures make sense in order to improve scalability and memory usage with large numbers of processes. Such implementations are possible with MPI. (*End of advice to implementors.*)

5.2.2 Contexts

A **context** is a property of communicators (defined next) that allows partitioning of the communication space. A message sent in one context cannot be received in another context. Furthermore, where permitted, collective operations are independent of pending point-to-point operations. Contexts are not explicit MPI objects; they appear only as part of the realization of communicators (below).

Advice to implementors. Distinct communicators in the same process have distinct contexts. A context is essentially a system-managed tag (or tags) needed to make a communicator safe for point-to-point and MPI-defined collective communication.

1 Safety means that collective and point-to-point communication within one commu-
2 nicator do not interfere, and that communication over distinct communicators don't
3 interfere.

4 A possible implementation for a context is as a supplemental tag attached to messages
5 on send and matched on receive. Each intra-communicator stores the value of its two
6 tags (one for point-to-point and one for collective communication). Communicator-
7 generating functions use a collective communication to agree on a new group-wide
8 unique context.

9 Analogously, in inter-communication (which is strictly point-to-point communication),
10 two context tags are stored per communicator, one used by group A to send and group
11 B to receive, and a second used by group B to send and for group A to receive.

12 Since contexts are not explicit objects, other implementations are also possible. (*End
13 of advice to implementors.*)

16 5.2.3 Intra-Communicators

17 Intra-communicators bring together the concepts of group and context. To support
18 implementation-specific optimizations, and application topologies (defined in the next chap-
19 ter, chapter 6), communicators may also “cache” additional information (see section 5.7).
20 MPI communication operations reference communicators to determine the scope and the
21 “communication universe” in which a point-to-point or collective operation is to operate.

22 Each communicator contains a group of valid participants; this group always includes
23 the local process. The source and destination of a message is identified by process rank
24 within that group.

25 For collective communication, the intra-communicator specifies the set of processes that
26 participate in the collective operation (and their order, when significant). Thus, the commu-
27 nicator restricts the “spatial” scope of communication, and provides machine-independent
28 process addressing through ranks.

29 Intra-communicators are represented by opaque **intra-communicator objects**, and
30 hence cannot be directly transferred from one process to another.

33 5.2.4 Predefined Intra-Communicators

34 An initial intra-communicator `MPI_COMM_WORLD` of all processes the local process can
35 communicate with after initialization (itself included) is defined once `MPI_INIT` has been
36 called. In addition, the communicator `MPI_COMM_SELF` is provided, which includes only the
37 process itself.

38 The predefined constant `MPI_COMM_NULL` is the value used for invalid communicator
39 handles.

40 In a static-process-model implementation of MPI, all processes that participate in the
41 computation are available after MPI is initialized. For this case, `MPI_COMM_WORLD` is a
42 communicator of all processes available for the computation; this communicator has the
43 same value in all processes. In an implementation of MPI where processes can dynami-
44 cally join an MPI execution, it may be the case that a process starts an MPI computation
45 without having access to all other processes. In such situations, `MPI_COMM_WORLD` is a
46 communicator incorporating all processes with which the joining process can immediately
47

communicate. Therefore, `MPI_COMM_WORLD` may simultaneously have different values in different processes.

All MPI implementations are required to provide the `MPI_COMM_WORLD` communicator. It cannot be deallocated during the life of a process. The group corresponding to this communicator does not appear as a pre-defined constant, but it may be accessed using `MPI_COMM_GROUP` (see below). MPI does not specify the correspondence between the process rank in `MPI_COMM_WORLD` and its (machine-dependent) absolute address. Neither does MPI specify the function of the host process, if any. Other implementation-dependent, predefined communicators may also be provided.

5.3 Group Management

This section describes the manipulation of process groups in MPI. These operations are local and their execution do not require interprocess communication.

5.3.1 Group Accessors

`MPI_GROUP_SIZE(group, size)`

IN	group	group (handle)
OUT	size	number of processes in the group (integer)

`int MPI_Group_size(MPI_Group group, int *size)`

`MPI_GROUP_SIZE(GROUP, SIZE, IERROR)`
`INTEGER GROUP, SIZE, IERROR`

`MPI_GROUP_RANK(group, rank)`

IN	group	group (handle)
OUT	rank	rank of the calling process in group, or <code>MPI_UNDEFINED</code> if the process is not a member (integer)

`int MPI_Group_rank(MPI_Group group, int *rank)`

`MPI_GROUP_RANK(GROUP, RANK, IERROR)`
`INTEGER GROUP, RANK, IERROR`

```

1 MPI_GROUP_TRANSLATE_RANKS (group1, n, ranks1, group2, ranks2)
2     IN      group1          group1 (handle)
3
4     IN      n              number of ranks in ranks1 and ranks2 arrays (integer)
5
6     IN      ranks1         array of zero or more valid ranks in group1
7
8     IN      group2         group2 (handle)
9
10    OUT     ranks2         array of corresponding ranks in group2, MPI_UNDE-
11                               FINED when no correspondence exists.
12
13
14
15

```

```

16 int MPI_Group_translate_ranks (MPI_Group group1, int n, int *ranks1,
17                               MPI_Group group2, int *ranks2)
18
19
20
21

```

```

22 MPI_GROUP_TRANSLATE_RANKS(GROUP1, N, RANKS1, GROUP2, RANKS2, IERROR)
23     INTEGER GROUP1, N, RANKS1(*), GROUP2, RANKS2(*), IERROR
24
25
26
27

```

This function is important for determining the relative numbering of the same processes in two different groups. For instance, if one knows the ranks of certain processes in the group of MPI_COMM_WORLD, one might want to know their ranks in a subset of that group.

```

28 MPI_GROUP_COMPARE(group1, group2, result)
29
30     IN      group1          first group (handle)
31
32     IN      group2          second group (handle)
33
34     OUT     result          result (integer)
35
36
37
38

```

```

39 int MPI_Group_compare(MPI_Group group1, MPI_Group group2, int *result)
40
41
42
43

```

```

44 MPI_GROUP_COMPARE(GROUP1, GROUP2, RESULT, IERROR)
45     INTEGER GROUP1, GROUP2, RESULT, IERROR
46
47
48
49

```

MPI_IDENT results if the group members and group order is exactly the same in both groups. This happens for instance if group1 and group2 are the same handle. MPI_SIMILAR results if the group members are the same but the order is different. MPI_UNEQUAL results otherwise.

5.3.2 Group Constructors

Group constructors are used to subset and superset existing groups. These constructors construct new groups from existing groups. These are local operations, and distinct groups may be defined on different processes; a process may also define a group that does not include itself. Consistent definitions are required when groups are used as arguments in communicator-building functions. MPI does not provide a mechanism to build a group from scratch, but only from other, previously defined groups. The base group, upon which all other groups are defined, is the group associated with the initial communicator MPI_COMM_WORLD (accessible through the function MPI_COMM_GROUP).

Rationale. In what follows, there is no group duplication function analogous to MPI_COMM_DUP, defined later in this chapter. There is no need for a group duplicator. A group, once created, can have several references to it by making copies of

the handle. The following constructors address the need for subsets and supersets of existing groups. (*End of rationale.*)

Advice to implementors. Each group constructor behaves as if it returned a new group object. When this new group is a copy of an existing group, then one can avoid creating such new objects, using a reference-count mechanism. (*End of advice to implementors.*)

MPI_COMM_GROUP(comm, group)

IN	comm	communicator (handle)
OUT	group	group corresponding to comm (handle)

int MPI_Comm_group(MPI_Comm comm, MPI_Group *group)

MPI_COMM_GROUP(COMM, GROUP, IERROR)
 INTEGER COMM, GROUP, IERROR

MPI_COMM_GROUP returns in group a handle to the group of comm.

MPI_GROUP_UNION(group1, group2, newgroup)

IN	group1	first group (handle)
IN	group2	second group (handle)
OUT	newgroup	union group (handle)

int MPI_Group_union(MPI_Group group1, MPI_Group group2, MPI_Group *newgroup)

MPI_GROUP_UNION(GROUP1, GROUP2, NEWGROUP, IERROR)
 INTEGER GROUP1, GROUP2, NEWGROUP, IERROR

MPI_GROUP_INTERSECTION(group1, group2, newgroup)

IN	group1	first group (handle)
IN	group2	second group (handle)
OUT	newgroup	intersection group (handle)

int MPI_Group_intersection(MPI_Group group1, MPI_Group group2,
 MPI_Group *newgroup)

MPI_GROUP_INTERSECTION(GROUP1, GROUP2, NEWGROUP, IERROR)
 INTEGER GROUP1, GROUP2, NEWGROUP, IERROR

```

1 MPI_GROUP_DIFFERENCE(group1, group2, newgroup)
2     IN      group1          first group (handle)
3
4     IN      group2          second group (handle)
5
6     OUT     newgroup        difference group (handle)
7
8 int MPI_Group_difference(MPI_Group group1, MPI_Group group2,
9                          MPI_Group *newgroup)

```

```

10 MPI_GROUP_DIFFERENCE(GROUP1, GROUP2, NEWGROUP, IERROR)
11     INTEGER GROUP1, GROUP2, NEWGROUP, IERROR

```

The set-like operations are defined as follows:

union All elements of the first group (*group1*), followed by all elements of second group (*group2*) not in first.

intersect all elements of the first group that are also in the second group, ordered as in first group.

difference all elements of the first group that are not in the second group, ordered as in the first group.

Note that for these operations the order of processes in the output group is determined primarily by order in the first group (if possible) and then, if necessary, by order in the second group. Neither union nor intersection are commutative, but both are associative.

The new group can be empty, that is, equal to MPI_GROUP_EMPTY.

```

22 MPI_GROUP_INCL(group, n, ranks, newgroup)
23
24     IN      group          group (handle)
25
26     IN      n              number of elements in array ranks (and size of new-
27                          group) (integer)
28
29     IN      ranks          ranks of processes in group to appear in newgroup (ar-
30                          ray of integers)
31
32     OUT     newgroup        new group derived from above, in the order defined by
33                          ranks (handle)

```

```

34 int MPI_Group_incl(MPI_Group group, int n, int *ranks, MPI_Group *newgroup)

```

```

35 MPI_GROUP_INCL(GROUP, N, RANKS, NEWGROUP, IERROR)
36     INTEGER GROUP, N, RANKS(*), NEWGROUP, IERROR

```

The function MPI_GROUP_INCL creates a group *newgroup* that consists of the *n* processes in *group* with ranks *rank[0]*, ..., *rank[n-1]*; the process with rank *i* in *newgroup* is the process with rank *ranks[i]* in *group*. Each of the *n* elements of *ranks* must be a valid rank in *group* and all elements must be distinct, or else the program is erroneous. If *n* = 0, then *newgroup* is MPI_GROUP_EMPTY. This function can, for instance, be used to reorder the elements of a group. See also MPI_GROUP_COMPARE.

MPI_GROUP_EXCL(group, n, ranks, newgroup)			1
IN	group	group (handle)	2
			3
IN	n	number of elements in array ranks (integer)	4
IN	ranks	array of integer ranks in group not to appear in newgroup	5
			6
OUT	newgroup	new group derived from above, preserving the order defined by group (handle)	7
			8
			9

int MPI_Group_excl(MPI_Group group, int n, int *ranks, MPI_Group *newgroup)	10
	11

MPI_GROUP_EXCL(GROUP, N, RANKS, NEWGROUP, IERROR)	12
INTEGER GROUP, N, RANKS(*), NEWGROUP, IERROR	13
	14

The function MPI_GROUP_EXCL creates a group of processes newgroup that is obtained by deleting from group those processes with ranks ranks[0] . . . ranks[n-1]. The ordering of processes in newgroup is identical to the ordering in group. Each of the n elements of ranks must be a valid rank in group and all elements must be distinct; otherwise, the program is erroneous. If n = 0, then newgroup is identical to group.

MPI_GROUP_RANGE_INCL(group, n, ranges, newgroup)			21
IN	group	group (handle)	22
			23
IN	n	number of triplets in array ranges (integer)	24
IN	ranges	a ADD (source:MPI-2, p. 31): one-dimensional array of integer triplets, of the form (first rank, last rank, stride) indicating ranks in group of processes to be included in newgroup	25
			26
			27
			28
OUT	newgroup	new group derived from above, in the order defined by ranges (handle)	29
			30
			31

int MPI_Group_range_incl(MPI_Group group, int n, int ranges[] [3], MPI_Group *newgroup)	32
	33
	34

MPI_GROUP_RANGE_INCL(GROUP, N, RANGES, NEWGROUP, IERROR)	35
INTEGER GROUP, N, RANGES(3,*), NEWGROUP, IERROR	36
	37

If ranges consist of the triplets

$$(first_1, last_1, stride_1), \dots, (first_n, last_n, stride_n)$$

then newgroup consists of the sequence of processes in group with ranks

$$first_1, first_1 + stride_1, \dots, first_1 + \left\lfloor \frac{last_1 - first_1}{stride_1} \right\rfloor stride_1, \dots$$

$$first_n, first_n + stride_n, \dots, first_n + \left\lfloor \frac{last_n - first_n}{stride_n} \right\rfloor stride_n.$$

Each computed rank must be a valid rank in `group` and all computed ranks must be distinct, or else the program is erroneous. Note that we may have $first_i > last_i$, and $stride_i$ may be negative, but cannot be zero.

The functionality of this routine is specified to be equivalent to expanding the array of ranges to an array of the included ranks and passing the resulting array of ranks and other arguments to `MPI_GROUP_INCL`. A call to `MPI_GROUP_INCL` is equivalent to a call to `MPI_GROUP_RANGE_INCL` with each rank `i` in `ranks` replaced by the triplet `(i,i,1)` in the argument `ranges`.

`MPI_GROUP_RANGE_EXCL(group, n, ranges, newgroup)`

IN	<code>group</code>	group (handle)
IN	<code>n</code>	number of elements in array CHANGE (source:MPI-2, p. 32):ranksINTO: ranges (integer)
IN	<code>ranges</code>	a one-dimensional array of integer triplets of the form (first rank, last rank, stride), indicating the ranks in <code>group</code> of processes to be excluded from the output group <code>newgroup</code> .
OUT	<code>newgroup</code>	new group derived from above, preserving the order in <code>group</code> (handle)

```
int MPI_Group_range_excl(MPI_Group group, int n, int ranges[][3],
                        MPI_Group *newgroup)
```

```
MPI_GROUP_RANGE_EXCL(GROUP, N, RANGES, NEWGROUP, IERROR)
INTEGER GROUP, N, RANGES(3,*), NEWGROUP, IERROR
```

Each computed rank must be a valid rank in `group` and all computed ranks must be distinct, or else the program is erroneous.

The functionality of this routine is specified to be equivalent to expanding the array of ranges to an array of the excluded ranks and passing the resulting array of ranks and other arguments to `MPI_GROUP_EXCL`. A call to `MPI_GROUP_EXCL` is equivalent to a call to `MPI_GROUP_RANGE_EXCL` with each rank `i` in `ranks` replaced by the triplet `(i,i,1)` in the argument `ranges`.

Advice to users. The range operations do not explicitly enumerate ranks, and therefore are more scalable if implemented efficiently. Hence, we recommend MPI programmers to use them whenever possible, as high-quality implementations will take advantage of this fact. (*End of advice to users.*)

Advice to implementors. The range operations should be implemented, if possible, without enumerating the group members, in order to obtain better scalability (time and space). (*End of advice to implementors.*)

5.3.3 Group Destructors

MPI_GROUP_FREE(group)

INOUT group group (handle)

int MPI_Group_free(MPI_Group *group)

MPI_GROUP_FREE(GROUP, IERROR)

INTEGER GROUP, IERROR

This operation marks a group object for deallocation. The handle `group` is set to `MPI_GROUP_NULL` by the call. Any on-going operation using this group will complete normally.

Advice to implementors. One can keep a reference count that is incremented for each call to `MPI_COMM_CREATE` and `MPI_COMM_DUP`, and decremented for each call to `MPI_GROUP_FREE` or `MPI_COMM_FREE`; the group object is ultimately deallocated when the reference count drops to zero. (*End of advice to implementors.*)

5.4 Communicator Management

This section describes the manipulation of communicators in MPI. Operations that access communicators are local and their execution does not require interprocess communication. Operations that create communicators are collective and may require interprocess communication.

Advice to implementors. High-quality implementations should amortize the overheads associated with the creation of communicators (for the same group, or subsets thereof) over several calls, by allocating multiple contexts with one collective communication. (*End of advice to implementors.*)

5.4.1 Communicator Accessors

The following are all local operations.

MPI_COMM_SIZE(comm, size)

IN comm communicator (handle)

OUT size number of processes in the group of comm (integer)

int MPI_Comm_size(MPI_Comm comm, int *size)

MPI_COMM_SIZE(COMM, SIZE, IERROR)

INTEGER COMM, SIZE, IERROR

Rationale. This function is equivalent to accessing the communicator's group with `MPI_COMM_GROUP` (see above), computing the size using `MPI_GROUP_SIZE`, and

1 then freeing the temporary group via `MPI_GROUP_FREE`. However, this function is so
 2 commonly used, that this shortcut was introduced. (*End of rationale.*)

3
 4 *Advice to users.* This function indicates the number of processes involved in a
 5 communicator. For `MPI_COMM_WORLD`, it indicates the total number of processes
 6 available (for this version of MPI, there is no standard way to change the number of
 7 processes once initialization has taken place).

8 This call is often used with the next call to determine the amount of concurrency
 9 available for a specific library or program. The following call, `MPI_COMM_RANK`
 10 indicates the rank of the process that calls it in the range from $0 \dots \text{size}-1$, where `size`
 11 is the return value of `MPI_COMM_SIZE`. (*End of advice to users.*)

12
 13
 14
 15 `MPI_COMM_RANK(comm, rank)`

16 IN comm communicator (handle)
 17 OUT rank rank of the calling process in group of comm (integer)

18
 19
 20 `int MPI_Comm_rank(MPI_Comm comm, int *rank)`

21 `MPI_COMM_RANK(COMM, RANK, IERROR)`
 22 INTEGER COMM, RANK, IERROR

23
 24 *Rationale.* This function is equivalent to accessing the communicator's group with
 25 `MPI_COMM_GROUP` (see above), computing the rank using `MPI_GROUP_RANK`, and
 26 then freeing the temporary group via `MPI_GROUP_FREE`. However, this function is so
 27 commonly used, that this shortcut was introduced. (*End of rationale.*)

28
 29 *Advice to users.* This function gives the rank of the process in the particular commu-
 30 nicator's group. It is useful, as noted above, in conjunction with `MPI_COMM_SIZE`.

31 Many programs will be written with the master-slave model, where one process (such
 32 as the rank-zero process) will play a supervisory role, and the other processes will
 33 serve as compute nodes. In this framework, the two preceding calls are useful for
 34 determining the roles of the various processes of a communicator. (*End of advice to*
 35 *users.*)

36
 37
 38
 39 `MPI_COMM_COMPARE(comm1, comm2, result)`

40 IN comm1 first communicator (handle)
 41 IN comm2 second communicator (handle)
 42 OUT result result (integer)

43
 44
 45 `int MPI_Comm_compare(MPI_Comm comm1, MPI_Comm comm2, int *result)`

46
 47 `MPI_COMM_COMPARE(COMM1, COMM2, RESULT, IERROR)`
 48 INTEGER COMM1, COMM2, RESULT, IERROR

MPI_IDENT results if and only if `comm1` and `comm2` are handles for the same object (identical groups and same contexts). MPI_CONGRUENT results if the underlying groups are identical in constituents and rank order; these communicators differ only by context. MPI_SIMILAR results if the group members of both communicators are the same but the rank order differs. MPI_UNEQUAL results otherwise.

5.4.2 Communicator Constructors

The following are collective functions that are invoked by all processes in the group associated with `comm`.

Rationale. Note that there is a chicken-and-egg aspect to MPI in that a communicator is needed to create a new communicator. The base communicator for all MPI communicators is predefined outside of MPI, and is MPI_COMM_WORLD. This model was arrived at after considerable debate, and was chosen to increase “safety” of programs written in MPI. (*End of rationale.*)

MPI_COMM_DUP(`comm`, `newcomm`)

IN	<code>comm</code>	communicator (handle)
OUT	<code>newcomm</code>	copy of <code>comm</code> (handle)

```
int MPI_Comm_dup(MPI_Comm comm, MPI_Comm *newcomm)
```

```
MPI_COMM_DUP(COMM, NEWCOMM, IERROR)
    INTEGER COMM, NEWCOMM, IERROR
```

MPI_COMM_DUP Duplicates the existing communicator `comm` with associated key values. For each key value, the respective copy callback function determines the attribute value associated with this key in the new communicator; one particular action that a copy callback may take is to delete the attribute from the new communicator. Returns in `newcomm` a new communicator with the same group, any copied cached information, but a new context (see section 5.7.1).

Advice to users. This operation is used to provide a parallel library call with a duplicate communication space that has the same properties as the original communicator. This includes any attributes (see below), and topologies (see chapter 6). This call is valid even if there are pending point-to-point communications involving the communicator `comm`. A typical call might involve a MPI_COMM_DUP at the beginning of the parallel call, and an MPI_COMM_FREE of that duplicated communicator at the end of the call. Other models of communicator management are also possible.

This call applies to both intra- and inter-communicators. (*End of advice to users.*)

Advice to implementors. One need not actually copy the group information, but only add a new reference and increment the reference count. Copy on write can be used for the cached information. (*End of advice to implementors.*)

1 MPI_COMM_CREATE(comm, group, newcomm)

2 IN comm communicator (handle)

3 IN group Group, which is a subset of the group of comm (han-
4 dle)

5 OUT newcomm new communicator (handle)

6
7
8 `int MPI_Comm_create(MPI_Comm comm, MPI_Group group, MPI_Comm *newcomm)`

9
10 `MPI_COMM_CREATE(COMM, GROUP, NEWCOMM, IERROR)`

11 INTEGER COMM, GROUP, NEWCOMM, IERROR

12 This function creates a new communicator `newcomm` with communication group defined by
13 `group` and a new context. No cached information propagates from `comm` to `newcomm`. The
14 function returns `MPI_COMM_NULL` to processes that are not in `group`. The call is erroneous
15 if not all `group` arguments have the same value, or if `group` is not a subset of the group
16 associated with `comm`. Note that the call is to be executed by all processes in `comm`, even
17 if they do not belong to the new group. This call applies only to intra-communicators.
18

19 *Rationale.* The requirement that the entire group of `comm` participate in the call
20 stems from the following considerations:

- 21
- 22 • It allows the implementation to layer `MPI_COMM_CREATE` on top of regular
23 collective communications.
- 24 • It provides additional safety, in particular in the case where partially overlapping
25 groups are used to create new communicators.
- 26 • It permits implementations sometimes to avoid communication related to context
27 creation.
28

29 (*End of rationale.*)

30

31 *Advice to users.* `MPI_COMM_CREATE` provides a means to subset a group of pro-
32 cesses for the purpose of separate MIMD computation, with separate communication
33 space. `newcomm`, which emerges from `MPI_COMM_CREATE` can be used in subse-
34 quent calls to `MPI_COMM_CREATE` (or other communicator constructors) further to
35 subdivide a computation into parallel sub-computations. A more general service is
36 provided by `MPI_COMM_SPLIT`, below. (*End of advice to users.*)
37

38 *Advice to implementors.* Since all processes calling `MPI_COMM_DUP` or
39 `MPI_COMM_CREATE` provide the same `group` argument, it is theoretically possible
40 to agree on a group-wide unique context with no communication. However, local exe-
41 cution of these functions requires use of a larger context name space and reduces error
42 checking. Implementations may strike various compromises between these conflicting
43 goals, such as bulk allocation of multiple contexts in one collective operation.

44 Important: If new communicators are created without synchronizing the processes
45 involved then the communication system should be able to cope with messages arriving
46 in a context that has not yet been allocated at the receiving process. (*End of advice
47 to implementors.*)
48

MPI_COMM_SPLIT(comm, color, key, newcomm)			1
IN	comm	communicator (handle)	2
IN	color	control of subset assignment (integer)	3
IN	key	control of rank assignment (integer)	4
OUT	newcomm	new communicator (handle)	5

```

int MPI_Comm_split(MPI_Comm comm, int color, int key, MPI_Comm *newcomm)
MPI_COMM_SPLIT(COMM, COLOR, KEY, NEWCOMM, IERROR)
INTEGER COMM, COLOR, KEY, NEWCOMM, IERROR

```

This function partitions the group associated with `comm` into disjoint subgroups, one for each value of `color`. Each subgroup contains all processes of the same color. Within each subgroup, the processes are ranked in the order defined by the value of the argument `key`, with ties broken according to their rank in the old group. A new communicator is created for each subgroup and returned in `newcomm`. A process may supply the color value `MPI_UNDEFINED`, in which case `newcomm` returns `MPI_COMM_NULL`. This is a collective call, but each process is permitted to provide different values for `color` and `key`.

A call to `MPI_COMM_CREATE(comm, group, newcomm)` is equivalent to a call to `MPI_COMM_SPLIT(comm, color, key, newcomm)`, where all members of `group` provide `color = 0` and `key = rank` in `group`, and all processes that are not members of `group` provide `color = MPI_UNDEFINED`. The function `MPI_COMM_SPLIT` allows more general partitioning of a group into one or more subgroups with optional reordering. This call applies only intra-communicators.

The value of `color` must be nonnegative.

Advice to users. This is an extremely powerful mechanism for dividing a single communicating group of processes into k subgroups, with k chosen implicitly by the user (by the number of colors asserted over all the processes). Each resulting communicator will be non-overlapping. Such a division could be useful for defining a hierarchy of computations, such as for multigrid, or linear algebra.

Multiple calls to `MPI_COMM_SPLIT` can be used to overcome the requirement that any call have no overlap of the resulting communicators (each process is of only one color per call). In this way, multiple overlapping communication structures can be created. Creative use of the `color` and `key` in such splitting operations is encouraged.

Note that, for a fixed `color`, the keys need not be unique. It is `MPI_COMM_SPLIT`'s responsibility to sort processes in ascending order according to this key, and to break ties in a consistent way. If all the keys are specified in the same way, then all the processes in a given color will have the relative rank order as they did in their parent group. (In general, they will have different ranks.)

Essentially, making the key value zero for all processes of a given color means that one doesn't really care about the rank-order of the processes in the new communicator. (*End of advice to users.*)

Rationale. `color` is restricted to be nonnegative, so as not to conflict with the value assigned to `MPI_UNDEFINED`. (*End of rationale.*)

5.4.3 Communicator Destructors

MPI_COMM_FREE(comm)

INOUT comm communicator to be destroyed (handle)

```
int MPI_Comm_free(MPI_Comm *comm)
```

```
MPI_COMM_FREE(COMM, IERROR)
```

```
INTEGER COMM, IERROR
```

This collective operation marks the communication object for deallocation. The handle is set to MPI_COMM_NULL. Any pending operations that use this communicator will complete normally; the object is actually deallocated only if there are no other active references to it. This call applies to intra- and inter-communicators. The delete callback functions for all cached attributes (see section 5.7) are called in arbitrary order.

Advice to implementors. A reference-count mechanism may be used: the reference count is incremented by each call to MPI_COMM_DUP, and decremented by each call to MPI_COMM_FREE. The object is ultimately deallocated when the count reaches zero.

Though collective, it is anticipated that this operation will normally be implemented to be local, though the debugging version of an MPI library might choose to synchronize. (*End of advice to implementors.*)

5.5 Motivating Examples

5.5.1 Current Practice #1

Example #1a:

```
main(int argc, char **argv)
{
    int me, size;
    ...
    MPI_Init ( &argc, &argv );
    MPI_Comm_rank (MPI_COMM_WORLD, &me);
    MPI_Comm_size (MPI_COMM_WORLD, &size);

    (void)printf ("Process %d size %d\n", me, size);
    ...
    MPI_Finalize();
}
```

Example #1a is a do-nothing program that initializes itself legally, and refers to the **DELETE** (source:MPI-1.2-review-Rainer-2008.03.13): the “all” communicator, and prints a message. It terminates itself legally too. This example does not imply that MPI supports printf-like communication itself.

Example #1b (supposing that size is even):

```

main(int argc, char **argv) 1
{ 2
    int me, size; 3
    int SOME_TAG = 0; 4
    ... 5
    MPI_Init(&argc, &argv); 6
    7
    MPI_Comm_rank(MPI_COMM_WORLD, &me); /* local */ 8
    MPI_Comm_size(MPI_COMM_WORLD, &size); /* local */ 9
    10
    if((me % 2) == 0) 11
    { 12
        /* send unless highest-numbered process */ 13
        if((me + 1) < size) 14
            MPI_Send(..., me + 1, SOME_TAG, MPI_COMM_WORLD); 15
    } 16
    else 17
        MPI_Recv(..., me - 1, SOME_TAG, MPI_COMM_WORLD); 18
    19
    ... 20
    MPI_Finalize(); 21
} 22

```

Example #1b schematically illustrates message exchanges between “even” and “odd” processes in the “all” communicator.

5.5.2 Current Practice #2

```

main(int argc, char **argv) 28
{ 29
    int me, count; 30
    void *data; 31
    ... 32
    33
    MPI_Init(&argc, &argv); 34
    MPI_Comm_rank(MPI_COMM_WORLD, &me); 35
    36
    if(me == 0) 37
    { 38
        /* get input, create buffer ‘‘data’’ */ 39
        ... 40
    } 41
    42
    MPI_Bcast(data, count, MPI_BYTE, 0, MPI_COMM_WORLD); 43
    44
    ... 45
    46
    MPI_Finalize(); 47
} 48

```


1 This example illustrates the use of a collective communication.

3 5.5.3 (Approximate) Current Practice #3

```

4
5 main(int argc, char **argv)
6 {
7     int me, count, count2;
8     void *send_buf, *recv_buf, *send_buf2, *recv_buf2;
9     MPI_Group MPI_GROUP_WORLD, grpem;
10    MPI_Comm commslave;
11    static int ranks[] = {0};
12    ...
13    MPI_Init(&argc, &argv);
14    MPI_Comm_group(MPI_COMM_WORLD, &MPI_GROUP_WORLD);
15    MPI_Comm_rank(MPI_COMM_WORLD, &me); /* local */
16
17    MPI_Group_excl(MPI_GROUP_WORLD, 1, ranks, &grpem); /* local */
18    MPI_Comm_create(MPI_COMM_WORLD, grpem, &commslave);
19
20    if(me != 0)
21    {
22        /* compute on slave */
23        ...
24        MPI_Reduce(send_buf,recv_buff,count, MPI_INT, MPI_SUM, 1, commslave);
25        ...
26    }
27    /* zero falls through immediately to this reduce, others do later... */
28    MPI_Reduce(send_buf2, recv_buff2, count2,
29              MPI_INT, MPI_SUM, 0, MPI_COMM_WORLD);
30
31    MPI_Comm_free(&commslave);
32    MPI_Group_free(&MPI_GROUP_WORLD);
33    MPI_Group_free(&grpem);
34    MPI_Finalize();
35 }

```

36 This example illustrates how a group consisting of all but the zeroth process of the “all”
37 group is created, and then how a communicator is formed (`commslave`) for that new group.
38 The new communicator is used in a collective call, and all processes execute a collective call
39 in the `MPI_COMM_WORLD` context. This example illustrates how the two communicators
40 (that inherently possess distinct contexts) protect communication. That is, communication
41 in `MPI_COMM_WORLD` is insulated from communication in `commslave`, and vice versa.

42 In summary, “group safety” is achieved via communicators because distinct contexts
43 within communicators are enforced to be unique on any process.

45 5.5.4 Example #4

46 The following example is meant to illustrate “safety” between point-to-point and collective
47 communication. MPI guarantees that a single communicator can do safe point-to-point and
48

collective communication.

```

1
2
3
4
5
6
7
8
9
10
11
12
13
14
15
16
17
18
19
20
21
22
23
24
25
26
27
28
29
30
31
32
33
34
35
36
37
38
39
40

```

```

#define TAG_ARBITRARY 12345
#define SOME_COUNT      50

main(int argc, char **argv)
{
    int me;
    MPI_Request request[2];
    MPI_Status status[2];
    MPI_Group MPI_GROUP_WORLD, subgroup;
    int ranks[] = {2, 4, 6, 8};
    MPI_Comm the_comm;
    ...
    MPI_Init(&argc, &argv);
    MPI_Comm_group(MPI_COMM_WORLD, &MPI_GROUP_WORLD);

    MPI_Group_incl(MPI_GROUP_WORLD, 4, ranks, &subgroup); /* local */
    MPI_Group_rank(subgroup, &me); /* local */

    MPI_Comm_create(MPI_COMM_WORLD, subgroup, &the_comm);

    if(me != MPI_UNDEFINED)
    {
        MPI_Irecv(buff1, count, MPI_DOUBLE, MPI_ANY_SOURCE, TAG_ARBITRARY,
                 the_comm, request);
        MPI_Isend(buff2, count, MPI_DOUBLE, (me+1)%4, TAG_ARBITRARY,
                 the_comm, request+1);
    }

    for(i = 0; i < SOME_COUNT, i++)
        MPI_Reduce(..., the_comm);
    MPI_Waitall(2, request, status);

    MPI_Comm_free(&the_comm);
    MPI_Group_free(&MPI_GROUP_WORLD);
    MPI_Group_free(&subgroup);
    MPI_Finalize();
}

```

5.5.5 Library Example #1

The main program:

```

41
42
43
44
45
46
47
48

```

```

main(int argc, char **argv)
{
    int done = 0;
    user_lib_t *libh_a, *libh_b;
    void *dataset1, *dataset2;

```

```

1     ...
2     MPI_Init(&argc, &argv);
3     ...
4     init_user_lib(MPI_COMM_WORLD, &libh_a);
5     init_user_lib(MPI_COMM_WORLD, &libh_b);
6     ...
7     user_start_op(libh_a, dataset1);
8     user_start_op(libh_b, dataset2);
9     ...
10    while(!done)
11    {
12        /* work */
13        ...
14        MPI_Reduce(..., MPI_COMM_WORLD);
15        ...
16        /* see if done */
17        ...
18    }
19    user_end_op(libh_a);
20    user_end_op(libh_b);
21
22    uninit_user_lib(libh_a);
23    uninit_user_lib(libh_b);
24    MPI_Finalize();
25 }

```

The user library initialization code:

```

28 void init_user_lib(MPI_Comm comm, user_lib_t **handle)
29 {
30     user_lib_t *save;
31
32     user_lib_initsave(&save); /* local */
33     MPI_Comm_dup(comm, &(save -> comm));
34
35     /* other inits */
36     ...
37
38     *handle = save;
39 }

```

User start-up code:

```

42 void user_start_op(user_lib_t *handle, void *data)
43 {
44     MPI_Irecv( ..., handle->comm, &(handle -> irecv_handle) );
45     MPI_Isend( ..., handle->comm, &(handle -> isend_handle) );
46 }

```

User communication clean-up code:

```

void user_end_op(user_lib_t *handle)
{
    MPI_Status *status;
    MPI_Wait(handle -> isend_handle, status);
    MPI_Wait(handle -> irecv_handle, status);
}

```

User object clean-up code:

```

void uninit_user_lib(user_lib_t *handle)
{
    MPI_Comm_free(&(handle -> comm));
    free(handle);
}

```

5.5.6 Library Example #2

The main program: **CHANGE** (source:Errata for MPI-1.1, p. 6, l. 30-38):*Replace comm_a by comm_b in check*

```

main(int argc, char **argv)
{
    int ma, mb;
    MPI_Group MPI_GROUP_WORLD, group_a, group_b;
    MPI_Comm comm_a, comm_b;

    static int list_a[] = {0, 1};
#if defined(EXAMPLE_2B) | defined(EXAMPLE_2C)
    static int list_b[] = {0, 2, 3};
#else /* EXAMPLE_2A */
    static int list_b[] = {0, 2};
#endif
    int size_list_a = sizeof(list_a)/sizeof(int);
    int size_list_b = sizeof(list_b)/sizeof(int);

    ...
    MPI_Init(&argc, &argv);
    MPI_Comm_group(MPI_COMM_WORLD, &MPI_GROUP_WORLD);

    MPI_Group_incl(MPI_GROUP_WORLD, size_list_a, list_a, &group_a);
    MPI_Group_incl(MPI_GROUP_WORLD, size_list_b, list_b, &group_b);

    MPI_Comm_create(MPI_COMM_WORLD, group_a, &comm_a);
    MPI_Comm_create(MPI_COMM_WORLD, group_b, &comm_b);

    if(comm_a != MPI_COMM_NULL)
        MPI_Comm_rank(comm_a, &ma);
    if(comm_b != MPI_COMM_NULL)
        MPI_Comm_rank(comm_b, &mb);
}

```

```

1
2     if(comm_a != MPI_COMM_NULL)
3         lib_call(comm_a);
4
5     if(comm_b != MPI_COMM_NULL)
6     {
7         lib_call(comm_b);
8         lib_call(comm_b);
9     }
10
11    if(comm_a != MPI_COMM_NULL)
12        MPI_Comm_free(&comm_a);
13    if(comm_b != MPI_COMM_NULL)
14        MPI_Comm_free(&comm_b);
15    MPI_Group_free(&group_a);
16    MPI_Group_free(&group_b);
17    MPI_Group_free(&MPI_GROUP_WORLD);
18    MPI_Finalize();
19 }

```

20 The library:

```

21
22 void lib_call(MPI_Comm comm)
23 {
24     int me, done = 0;
25     MPI_Comm_rank(comm, &me);
26     if(me == 0)
27         while(!done)
28         {
29             MPI_Recv(..., MPI_ANY_SOURCE, MPI_ANY_TAG, comm);
30             ...
31         }
32     else
33     {
34         /* work */
35         MPI_Send(..., 0, ARBITRARY_TAG, comm);
36         ....
37     }
38 #ifdef EXAMPLE_2C
39     /* include (resp, exclude) for safety (resp, no safety): */
40     MPI_Barrier(comm);
41 #endif
42 }
43

```

44 The above example is really three examples, depending on whether or not one includes rank
45 3 in `list_b`, and whether or not a `synchronize` is included in `lib_call`. This example illustrates
46 that, despite contexts, subsequent calls to `lib_call` with the same context need not be safe
47 from one another (colloquially, “back-masking”). Safety is realized if the `MPI_Barrier` is
48 added. What this demonstrates is that libraries have to be written carefully, even with

contexts. When rank 3 is excluded, then the synchronize is not needed to get safety from back masking.

Algorithms like “reduce” and “allreduce” have strong enough source selectivity properties so that they are inherently okay (no backmasking), provided that MPI provides basic guarantees. So are multiple calls to a typical tree-broadcast algorithm with the same root or different roots (see [28]). Here we rely on two guarantees of MPI: pairwise ordering of messages between processes in the same context, and source selectivity — deleting either feature removes the guarantee that backmasking cannot be required.

Algorithms that try to do non-deterministic broadcasts or other calls that include wildcard operations will not generally have the good properties of the deterministic implementations of “reduce,” “allreduce,” and “broadcast.” Such algorithms would have to utilize the monotonically increasing tags (within a communicator scope) to keep things straight.

All of the foregoing is a supposition of “collective calls” implemented with point-to-point operations. MPI implementations may or may not implement collective calls using point-to-point operations. These algorithms are used to illustrate the issues of correctness and safety, independent of how MPI implements its collective calls. See also section 5.8.

5.6 Inter-Communication

This section introduces the concept of inter-communication and describes the portions of MPI that support it. It describes support for writing programs that contain user-level servers.

All point-to-point communication described thus far has involved communication between processes that are members of the same group. This type of communication is called “intra-communication” and the communicator used is called an “intra-communicator,” as we have noted earlier in the chapter.

In modular and multi-disciplinary applications, different process groups execute distinct modules and processes within different modules communicate with one another in a pipeline or a more general module graph. In these applications, the most natural way for a process to specify a target process is by the rank of the target process within the target group. In applications that contain internal user-level servers, each server may be a process group that provides services to one or more clients, and each client may be a process group that uses the services of one or more servers. It is again most natural to specify the target process by rank within the target group in these applications. This type of communication is called “inter-communication” and the communicator used is called an “inter-communicator,” as introduced earlier.

An inter-communication is a point-to-point communication between processes in different groups. The group containing a process that initiates an inter-communication operation is called the “local group,” that is, the sender in a send and the receiver in a receive. The group containing the target process is called the “remote group,” that is, the receiver in a send and the sender in a receive. As in intra-communication, the target process is specified using a (communicator, rank) pair. Unlike intra-communication, the rank is relative to a second, remote group.

CHANGE (source:MPI-2, p. 25): *All inter-communicator constructors are blocking and require that the local and remote groups be disjoint in order to avoid deadlock.* **INTO:** All inter-communicator constructors are blocking and require that the local and remote groups be disjoint. **ADD (source:MPI-2, p. 25):** **ADD (source:Advice to users):**

Advice to users. The groups must be disjoint for several reasons. Primarily, this is the intent of the intercommunicators — to provide a communicator for communication between disjoint groups. This is reflected in the definition of `MPI_INTERCOMM_MERGE`, which allows the user to control the ranking of the processes in the created intracommunicator; this ranking makes little sense if the groups are not disjoint. In addition, the natural extension of collective operations to intercommunicators makes the most sense when the groups are disjoint. (*End of advice to users.*)

Here is a summary of the properties of inter-communication and inter-communicators:

- The syntax of point-to-point communication is the same for both inter- and intra-communication. The same communicator can be used both for send and for receive operations.
- A target process is addressed by its rank in the remote group, both for sends and for receives.
- Communications using an inter-communicator are guaranteed not to conflict with any communications that use a different communicator.
- An inter-communicator cannot be used for collective communication.
- A communicator will provide either intra- or inter-communication, never both.

The routine `MPI_COMM_TEST_INTER` may be used to determine if a communicator is an inter- or intra-communicator. Inter-communicators can be used as arguments to some of the other communicator access routines. Inter-communicators cannot be used as input to some of the constructor routines for intra-communicators (for instance, `MPI_COMM_CREATE`).

Advice to implementors. For the purpose of point-to-point communication, communicators can be represented in each process by a tuple consisting of:

```

group
send_context
receive_context
source

```

For inter-communicators, **group** describes the remote group, and **source** is the rank of the process in the local group. For intra-communicators, **group** is the communicator group (remote=local), **source** is the rank of the process in this group, and **send context** and **receive context** are identical. A group is represented by a rank-to-absolute-address translation table.

The inter-communicator cannot be discussed sensibly without considering processes in both the local and remote groups. Imagine a process **P** in group \mathcal{P} , which has an inter-communicator $\mathbf{C}_{\mathcal{P}}$, and a process **Q** in group \mathcal{Q} , which has an inter-communicator $\mathbf{C}_{\mathcal{Q}}$. Then

- $\mathbf{C}_{\mathcal{P}}.\mathbf{group}$ describes the group \mathcal{Q} and $\mathbf{C}_{\mathcal{Q}}.\mathbf{group}$ describes the group \mathcal{P} .
- $\mathbf{C}_{\mathcal{P}}.\mathbf{send_context} = \mathbf{C}_{\mathcal{Q}}.\mathbf{receive_context}$ and the context is unique in \mathcal{Q} ;
 $\mathbf{C}_{\mathcal{P}}.\mathbf{receive_context} = \mathbf{C}_{\mathcal{Q}}.\mathbf{send_context}$ and this context is unique in \mathcal{P} .

- C_P .source is rank of P in \mathcal{P} and C_Q .source is rank of Q in \mathcal{Q} .

Assume that P sends a message to Q using the inter-communicator. Then P uses the **group** table to find the absolute address of Q ; **source** and **send_context** are appended to the message.

Assume that Q posts a receive with an explicit source argument using the inter-communicator. Then Q matches **receive_context** to the message context and source argument to the message source.

The same algorithm is appropriate for intra-communicators as well.

In order to support inter-communicator accessors and constructors, it is necessary to supplement this model with additional structures, that store information about the local communication group, and additional safe contexts. (*End of advice to implementors.*)

5.6.1 Inter-communicator Accessors

`MPI_COMM_TEST_INTER(comm, flag)`

IN	comm	communicator (handle)
OUT	flag	(logical)

`int MPI_Comm_test_inter(MPI_Comm comm, int *flag)`

`MPI_COMM_TEST_INTER(COMM, FLAG, IERROR)`
 INTEGER COMM, IERROR
 LOGICAL FLAG

This local routine allows the calling process to determine if a communicator is an inter-communicator or an intra-communicator. It returns true if it is an inter-communicator, otherwise false.

When an inter-communicator is used as an input argument to the communicator accessors described above under intra-communication, the following table describes behavior.

MPI_COMM_* Function Behavior (in Inter-Communication Mode)	
MPI_COMM_SIZE	returns the size of the local group.
MPI_COMM_GROUP	returns the local group.
MPI_COMM_RANK	returns the rank in the local group

Furthermore, the operation `MPI_COMM_COMPARE` is valid for inter-communicators. Both communicators must be either intra- or inter-communicators, or else `MPI_UNEQUAL` results. Both corresponding local and remote groups must compare correctly to get the results `MPI_CONGRUENT` and `MPI_SIMILAR`. In particular, it is possible for `MPI_SIMILAR` to result because either the local or remote groups were similar but not identical.

The following accessors provide consistent access to the remote group of an inter-communicator:

The following are all local operations.

MPI_COMM_REMOTE_SIZE(comm, size)

IN	comm	inter-communicator (handle)
OUT	size	number of processes in the remote group of comm (integer)

```
int MPI_Comm_remote_size(MPI_Comm comm, int *size)
```

```
MPI_COMM_REMOTE_SIZE(COMM, SIZE, IERROR)
    INTEGER COMM, SIZE, IERROR
```

MPI_COMM_REMOTE_GROUP(comm, group)

IN	comm	inter-communicator (handle)
OUT	group	remote group corresponding to comm (handle)

```
int MPI_Comm_remote_group(MPI_Comm comm, MPI_Group *group)
```

```
MPI_COMM_REMOTE_GROUP(COMM, GROUP, IERROR)
    INTEGER COMM, GROUP, IERROR
```

Rationale. Symmetric access to both the local and remote groups of an inter-communicator is important, so this function, as well as MPI_COMM_REMOTE_SIZE have been provided. (*End of rationale.*)

5.6.2 Inter-communicator Operations

This section introduces four blocking inter-communicator operations. MPI_INTERCOMM_CREATE is used to bind two intra-communicators into an inter-communicator; the function MPI_INTERCOMM_MERGE creates an intra-communicator by merging the local and remote groups of an inter-communicator. The functions MPI_COMM_DUP and MPI_COMM_FREE, introduced previously, duplicate and free an inter-communicator, respectively.

Overlap of local and remote groups that are bound into an inter-communicator is prohibited. If there is overlap, then the program is erroneous and is likely to deadlock. (If a process is multithreaded, and MPI calls block only a thread, rather than a process, then “dual membership” can be supported. It is then the user’s responsibility to make sure that calls on behalf of the two “roles” of a process are executed by two independent threads.)

The function MPI_INTERCOMM_CREATE can be used to create an inter-communicator from two existing intra-communicators, in the following situation: At least one selected member from each group (the “group leader”) has the ability to communicate with the selected member from the other group; that is, a “peer” communicator exists to which both leaders belong, and each leader knows the rank of the other leader in this peer communicator **DELETE (source:MPI-2, p. 25):** (*the two leaders could be the same process*). Furthermore, members of each group know the rank of their leader.

Construction of an inter-communicator from two intra-communicators requires separate collective operations in the local group and in the remote group, as well as a point-to-point communication between a process in the local group and a process in the remote group.

In standard MPI implementations (with static process allocation at initialization), the `MPI_COMM_WORLD` communicator (or preferably a dedicated duplicate thereof) can be this peer communicator. In dynamic MPI implementations, where, for example, a process may spawn new child processes during an MPI execution, the parent process may be the “bridge” between the old communication universe and the new communication world that includes the parent and its children.

The application topology functions described in chapter 6 do not apply to inter-communicators. Users that require this capability should utilize `MPI_INTERCOMM_MERGE` to build an intra-communicator, then apply the graph or cartesian topology capabilities to that intra-communicator, creating an appropriate topology-oriented intra-communicator. Alternatively, it may be reasonable to devise one’s own application topology mechanisms for this case, without loss of generality.

```
MPI_INTERCOMM_CREATE(local_comm, local_leader, peer_comm, remote_leader, tag,
newintercomm)
```

IN	<code>local_comm</code>	local intra-communicator (handle)	
IN	<code>local_leader</code>	rank of local group leader in <code>local_comm</code> (integer)	
IN	<code>peer_comm</code>	“peer” communicator; significant only at the <code>local_leader</code> (handle)	
IN	<code>remote_leader</code>	rank of remote group leader in <code>peer_comm</code> ; significant only at the <code>local_leader</code> (integer)	
IN	<code>tag</code>	“safe” tag (integer)	
OUT	<code>newintercomm</code>	new inter-communicator (handle)	

```
int MPI_Intercomm_create(MPI_Comm local_comm, int local_leader,
MPI_Comm peer_comm, int remote_leader, int tag,
MPI_Comm *newintercomm)
```

```
MPI_INTERCOMM_CREATE(LOCAL_COMM, LOCAL_LEADER, PEER_COMM, REMOTE_LEADER, TAG,
NEWINTERCOMM, IERROR)
INTEGER LOCAL_COMM, LOCAL_LEADER, PEER_COMM, REMOTE_LEADER, TAG,
NEWINTERCOMM, IERROR
```

This call creates an inter-communicator. It is collective over the union of the local and remote groups. Processes should provide identical `local_comm` and `local_leader` arguments within each group. Wildcards are not permitted for `remote_leader`, `local_leader`, and `tag`.

This call uses point-to-point communication with communicator `peer_comm`, and with tag `tag` between the leaders. Thus, care must be taken that there be no pending communication on `peer_comm` that could interfere with this communication.

Advice to users. We recommend using a dedicated peer communicator, such as a duplicate of `MPI_COMM_WORLD`, to avoid trouble with peer communicators. (*End of advice to users.*)

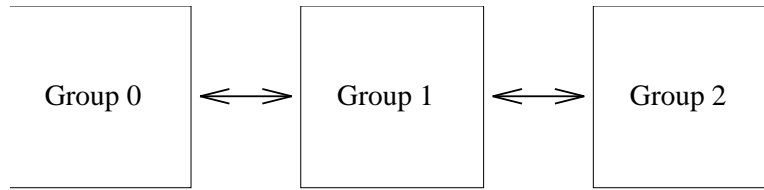


Figure 5.1: Three-group pipeline.

```
MPI_INTERCOMM_MERGE(intercomm, high, newintracomm)
```

IN	intercomm	Inter-Communicator (handle)
IN	high	(logical)
OUT	newintracomm	new intra-communicator (handle)

```
int MPI_Intercomm_merge(MPI_Comm intercomm, int high,
                        MPI_Comm *newintracomm)
```

```
MPI_INTERCOMM_MERGE(INTERCOMM, HIGH, INTRACOMM, IERROR)
INTEGER INTERCOMM, INTRACOMM, IERROR
LOGICAL HIGH
```

This function creates an intra-communicator from the union of the two groups that are associated with `intercomm`. All processes should provide the same `high` value within each of the two groups. If processes in one group provided the value `high = false` and processes in the other group provided the value `high = true` then the union orders the “low” group before the “high” group. If all processes provided the same `high` argument then the order of the union is arbitrary. This call is blocking and collective within the union of the two groups.

ADD (source:MPI-2, p. 26): *The error handler on the new intercommunicator in each process is inherited from the communicator that contributes the local group. Note that this can result in different processes in the same communicator having different error handlers.*

Advice to implementors. The implementation of `MPI_INTERCOMM_MERGE`, `MPI_COMM_FREE` and `MPI_COMM_DUP` are similar to the implementation of `MPI_INTERCOMM_CREATE`, except that contexts private to the input inter-communicator are used for communication between group leaders rather than contexts inside a bridge communicator. (*End of advice to implementors.*)

5.6.3 Inter-Communication Examples

Example 1: Three-Group “Pipeline”

Groups 0 and 1 communicate. Groups 1 and 2 communicate. Therefore, group 0 requires one inter-communicator, group 1 requires two inter-communicators, and group 2 requires 1 inter-communicator.

```
main(int argc, char **argv)
{
    MPI_Comm    myComm;        /* intra-communicator of local sub-group */
```

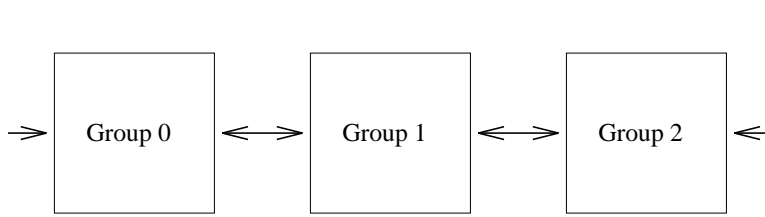



Figure 5.2: Three-group ring.

Example 2: Three-Group “Ring”

Groups 0 and 1 communicate. Groups 1 and 2 communicate. Groups 0 and 2 communicate. Therefore, each requires two inter-communicators.

```

14  main(int argc, char **argv)
15  {
16      MPI_Comm  myComm;      /* intra-communicator of local sub-group */
17      MPI_Comm  myFirstComm; /* inter-communicators */
18      MPI_Comm  mySecondComm;
19      MPI_Status status;
20      int membershipKey;
21      int rank;
22
23
24      MPI_Init(&argc, &argv);
25      MPI_Comm_rank(MPI_COMM_WORLD, &rank);
26      ...
27
28      /* User code must generate membershipKey in the range [0, 1, 2] */
29      membershipKey = rank % 3;
30
31      /* Build intra-communicator for local sub-group */
32      MPI_Comm_split(MPI_COMM_WORLD, membershipKey, rank, &myComm);
33
34      /* Build inter-communicators. Tags are hard-coded. */
35      if (membershipKey == 0)
36      {
37          /* Group 0 communicates with groups 1 and 2. */
38          MPI_Intercomm_create( myComm, 0, MPI_COMM_WORLD, 1,
39                               1, &myFirstComm);
40          MPI_Intercomm_create( myComm, 0, MPI_COMM_WORLD, 2,
41                               2, &mySecondComm);
42      }
43      else if (membershipKey == 1)
44      {
45          /* Group 1 communicates with groups 0 and 2. */
46          MPI_Intercomm_create( myComm, 0, MPI_COMM_WORLD, 0,
47                               1, &myFirstComm);
48          MPI_Intercomm_create( myComm, 0, MPI_COMM_WORLD, 2,
49                               12, &mySecondComm);
50      }
51  }

```

```

else if (membershipKey == 2)
{
    /* Group 2 communicates with groups 0 and 1. */
    MPI_Intercomm_create( myComm, 0, MPI_COMM_WORLD, 0,
                        2, &myFirstComm);
    MPI_Intercomm_create( myComm, 0, MPI_COMM_WORLD, 1,
                        12, &mySecondComm);
}

/* Do some work ... */

/* Then free communicators before terminating... */
MPI_Comm_free(&myFirstComm);
MPI_Comm_free(&mySecondComm);
MPI_Comm_free(&myComm);
MPI_Finalize();
}

```

Example 3: Building Name Service for Intercommunication

The following procedures exemplify the process by which a user could create name service for building intercommunicators via a rendezvous involving a server communicator, and a tag name selected by both groups.

After all MPI processes execute `MPI_INIT`, every process calls the example function, `Init_server()`, defined below. Then, if the `new_world` returned is `NULL`, the process getting `NULL` is required to implement a server function, in a reactive loop, `Do_server()`. Everyone else just does their prescribed computation, using `new_world` as the new effective “global” communicator. One designated process calls `Undo_Server()` to get rid of the server when it is not needed any longer.

Features of this approach include:

- Support for multiple name servers
- Ability to scope the name servers to specific processes
- Ability to make such servers come and go as desired.

```

#define INIT_SERVER_TAG_1 666
#define UNDO_SERVER_TAG_1 777

static int server_key_val;

/* for attribute management for server_comm, copy callback: */
void handle_copy_fn(MPI_Comm *oldcomm, int *keyval, void *extra_state,
void *attribute_val_in, void **attribute_val_out, int *flag)
{
    /* copy the handle */
    *attribute_val_out = attribute_val_in;
    *flag = 1; /* indicate that copy to happen */
}

```

```
1
2 int Init_server(peer_comm, rank_of_server, server_comm, new_world)
3 MPI_Comm peer_comm;
4 int rank_of_server;
5 MPI_Comm *server_comm;
6 MPI_Comm *new_world; /* new effective world, sans server */
7 {
8     MPI_Comm temp_comm, lone_comm;
9     MPI_Group peer_group, temp_group;
10    int rank_in_peer_comm, size, color, key = 0;
11    int peer_leader, peer_leader_rank_in_temp_comm;
12
13    MPI_Comm_rank(peer_comm, &rank_in_peer_comm);
14    MPI_Comm_size(peer_comm, &size);
15
16    if ((size < 2) || (0 > rank_of_server) || (rank_of_server >= size))
17        return (MPI_ERR_OTHER);
18
19    /* create two communicators, by splitting peer_comm
20       into the server process, and everyone else */
21
22    peer_leader = (rank_of_server + 1) % size; /* arbitrary choice */
23
24    if ((color = (rank_in_peer_comm == rank_of_server)))
25    {
26        MPI_Comm_split(peer_comm, color, key, &lone_comm);
27
28        MPI_Intercomm_create(lone_comm, 0, peer_comm, peer_leader,
29                             INIT_SERVER_TAG_1, server_comm);
30
31        MPI_Comm_free(&lone_comm);
32        *new_world = MPI_COMM_NULL;
33    }
34    else
35    {
36        MPI_Comm_Split(peer_comm, color, key, &temp_comm);
37
38        MPI_Comm_group(peer_comm, &peer_group);
39        MPI_Comm_group(temp_comm, &temp_group);
40        MPI_Group_translate_ranks(peer_group, 1, &peer_leader,
41 temp_group, &peer_leader_rank_in_temp_comm);
42
43        MPI_Intercomm_create(temp_comm, peer_leader_rank_in_temp_comm,
44                             peer_comm, rank_of_server,
45                             INIT_SERVER_TAG_1, server_comm);
46
47        /* attach new_world communication attribute to server_comm: */
48
```



```

1      {
2          while (de_queue(queue, MPI_ANY_TAG, &pairs_rank_in_new_world,
3                      &pairs_rank_in_server))
4              ;
5
6          MPI_Intercomm_free(&server_comm);
7          break;
8      }
9
10     if (de_queue(queue, client_tag, &pairs_rank_in_new_world,
11                &pairs_rank_in_server))
12     {
13         /* matched pair with same tag, tell them
14            about each other! */
15         buffer[0] = pairs_rank_in_new_world;
16         MPI_Send(buffer, 1, MPI_INT, client_src, client_tag,
17                 server_comm);
18
19         buffer[0] = client_rank_in_new_world;
20         MPI_Send(buffer, 1, MPI_INT, pairs_rank_in_server, client_tag,
21                 server_comm);
22     }
23     else
24         en_queue(queue, client_tag, client_source,
25                 client_rank_in_new_world);
26
27 }
28 }
29

```

A particular process would be responsible for ending the server when it is no longer needed. Its call to `Undo_server` would terminate server function.

```

32 int Undo_server(server_comm)    /* example client that ends server */
33 MPI_Comm *server_comm;
34 {
35     int buffer = 0;
36     MPI_Send(&buffer, 1, MPI_INT, 0, UNDO_SERVER_TAG_1, *server_comm);
37     MPI_Intercomm_free(server_comm);
38 }
39

```

The following is a blocking name-service for inter-communication, with same semantic restrictions as `MPI_Intercomm_create`, but simplified syntax. It uses the functionality just defined to create the name service.

```

43
44 int Intercomm_name_create(local_comm, server_comm, tag, comm)
45 MPI_Comm local_comm, server_comm;
46 int tag;
47 MPI_Comm *comm;
48 {

```

```

int error;
int found; /* attribute acquisition mgmt for new_world */
           /* comm in server_comm */
void *val;

MPI_Comm new_world;

int buffer[10], rank;
int local_leader = 0;

MPI_Attr_get(server_comm, server_keyval, &val, &found);
new_world = (MPI_Comm)val; /* retrieve cached handle */

MPI_Comm_rank(server_comm, &rank); /* rank in local group */

if (rank == local_leader)
{
    buffer[0] = rank;
    MPI_Send(&buffer, 1, MPI_INT, 0, tag, server_comm);
    MPI_Recv(&buffer, 1, MPI_INT, 0, tag, server_comm);
}

error = MPI_Intercomm_create(local_comm, local_leader, new_world,
                             buffer[0], tag, comm);

return(error);
}

```

5.7 Caching

MPI provides a “caching” facility that allows an application to attach arbitrary pieces of information, called **attributes**, to communicators. More precisely, the caching facility allows a portable library to do the following:

- pass information between calls by associating it with an MPI intra- or inter-communicator,
- quickly retrieve that information, and
- be guaranteed that out-of-date information is never retrieved, even if the communicator is freed and its handle subsequently reused by MPI.

The caching capabilities, in some form, are required by built-in MPI routines such as collective communication and application topology. Defining an interface to these capabilities as part of the MPI standard is valuable because it permits routines like collective communication and application topologies to be implemented as portable code, and also because it makes MPI more extensible by allowing user-written routines to use standard MPI calling sequences.

1 *Advice to users.* The communicator `MPI_COMM_SELF` is a suitable choice for posting
 2 process-local attributes, via this attributing-caching mechanism. (*End of advice to*
 3 *users.*)

5.7.1 Functionality

7 Attributes are attached to communicators. Attributes are local to the process and specific
 8 to the communicator to which they are attached. Attributes are not propagated by MPI
 9 from one communicator to another except when the communicator is duplicated using
 10 `MPI_COMM_DUP` (and even then the application must give specific permission through
 11 callback functions for the attribute to be copied).

12 *Advice to users.* Attributes in C are of type `void *`. Typically, such an attribute will
 13 be a pointer to a structure that contains further information, or a handle to an MPI
 14 object. In Fortran, attributes are of type `INTEGER`. Such attribute can be a handle to
 15 an MPI object, or just an integer-valued attribute. (*End of advice to users.*)

17 *Advice to implementors.* Attributes are scalar values, equal in size to, or larger than
 18 a C-language pointer. Attributes can always hold an MPI handle. (*End of advice to*
 19 *implementors.*)

21 The caching interface defined here represents that attributes be stored by MPI opaquely
 22 within a communicator. Accessor functions include the following:

- 24 • obtain a key value (used to identify an attribute); the user specifies “callback” func-
 25 tions by which MPI informs the application when the communicator is destroyed or
 26 copied.
- 27 • store and retrieve the value of an attribute;

29 *Advice to implementors.* Caching and callback functions are only called synchronously,
 30 in response to explicit application requests. This avoid problems that result from re-
 31 peated crossings between user and system space. (This synchronous calling rule is a
 32 general property of MPI.)

34 The choice of key values is under control of MPI. This allows MPI to optimize its
 35 implementation of attribute sets. It also avoids conflict between independent modules
 36 caching information on the same communicators.

37 A much smaller interface, consisting of just a callback facility, would allow the entire
 38 caching facility to be implemented by portable code. However, with the minimal call-
 39 back interface, some form of table searching is implied by the need to handle arbitrary
 40 communicators. In contrast, the more complete interface defined here permits rapid
 41 access to attributes through the use of pointers in communicators (to find the attribute
 42 table) and cleverly chosen key values (to retrieve individual attributes). In light of the
 43 efficiency “hit” inherent in the minimal interface, the more complete interface defined
 44 here is seen to be superior. (*End of advice to implementors.*)

46 MPI provides the following services related to caching. They are all process local.

MPI_KEYVAL_CREATE(copy_fn, delete_fn, keyval, extra_state)			1
IN	copy_fn	Copy callback function for keyval	2
IN	delete_fn	Delete callback function for keyval	3
OUT	keyval	key value for future access (integer)	4
IN	extra_state	Extra state for callback functions	5

```
int MPI_Keyval_create(MPI_Copy_function *copy_fn, MPI_Delete_function
    *delete_fn, int *keyval, void* extra_state)
```

```
MPI_KEYVAL_CREATE(COPY_FN, DELETE_FN, KEYVAL, EXTRA_STATE, IERROR)
EXTERNAL COPY_FN, DELETE_FN
INTEGER KEYVAL, EXTRA_STATE, IERROR
```

Generates a new attribute key. Keys are locally unique in a process, and opaque to user, though they are explicitly stored in integers. Once allocated, the key value can be used to associate attributes and access them on any locally defined communicator.

The `copy_fn` function is invoked when a communicator is duplicated by `MPI_COMM_DUP`. `copy_fn` should be of type `MPI_Copy_function`, which is defined as follows:

```
typedef int MPI_Copy_function(MPI_Comm oldcomm, int keyval,
    void *extra_state, void *attribute_val_in,
    void *attribute_val_out, int *flag)
```

A Fortran declaration for such a function is as follows:

```
SUBROUTINE COPY_FUNCTION(OLDCOMM, KEYVAL, EXTRA_STATE, ATTRIBUTE_VAL_IN,
    ATTRIBUTE_VAL_OUT, FLAG, IERR)
INTEGER OLDCOMM, KEYVAL, EXTRA_STATE, ATTRIBUTE_VAL_IN,
ATTRIBUTE_VAL_OUT, IERR
LOGICAL FLAG
```

The copy callback function is invoked for each key value in `oldcomm` in arbitrary order. Each call to the copy callback is made with a key value and its corresponding attribute. If it returns `flag = 0`, then the attribute is deleted in the duplicated communicator. Otherwise (`flag = 1`), the new attribute value is set to the value returned in `attribute_val_out`. The function returns `MPI_SUCCESS` on success and an error code on failure (in which case `MPI_COMM_DUP` will fail).

`copy_fn` may be specified as `MPI_NULL_COPY_FN` or `MPI_DUP_FN` from either C or FORTRAN; `MPI_NULL_COPY_FN` is a function that does nothing other than returning `flag = 0` and `MPI_SUCCESS`. `MPI_DUP_FN` is a simple-minded copy function that sets `flag = 1`, returns the value of `attribute_val_in` in `attribute_val_out`, and returns `MPI_SUCCESS`.

Advice to users. Even though both formal arguments `attribute_val_in` and `attribute_val_out` are of type `void *`, their usage differs. The C copy function is passed by MPI in `attribute_val_in` the *value* of the attribute, and in `attribute_val_out` the *address* of the attribute, so as to allow the function to return the (new) attribute value. The use of type `void *` for both is to avoid messy type casts.

A valid copy function is one that completely duplicates the information by making a full duplicate copy of the data structures implied by an attribute; another might

1 just make another reference to that data structure, while using a reference-count
 2 mechanism. Other types of attributes might not copy at all (they might be specific
 3 to oldcomm only). (*End of advice to users.*)

4
 5 *Advice to implementors.* A C interface should be assumed for copy and delete
 6 functions associated with key values created in C; a Fortran calling interface should
 7 be assumed for key values created in Fortran. (*End of advice to implementors.*)

8
 9 Analogous to `copy_fn` is a callback deletion function, defined as follows. The `delete_fn`
 10 function is invoked when a communicator is deleted by `MPI_COMM_FREE` or when a call
 11 is made explicitly to `MPI_ATTR_DELETE`. `delete_fn` should be of type `MPI_Delete_function`,
 12 which is defined as follows:

```
13
14 typedef int MPI_Delete_function(MPI_Comm comm, int keyval,
15 void *attribute_val, void *extra_state);
```

16 A Fortran declaration for such a function is as follows:

```
17 SUBROUTINE DELETE_FUNCTION(COMM, KEYVAL, ATTRIBUTE_VAL, EXTRA_STATE, IERR)
18 INTEGER COMM, KEYVAL, ATTRIBUTE_VAL, EXTRA_STATE, IERR
```

19
 20 This function is called by `MPI_COMM_FREE`, `MPI_ATTR_DELETE`, and `MPI_ATTR_PUT`
 21 to do whatever is needed to remove an attribute. The function returns `MPI_SUCCESS` on
 22 success and an error code on failure (in which case `MPI_COMM_FREE` will fail).

23 `delete_fn` may be specified as `MPI_NULL_DELETE_FN` from either C or FORTRAN;
 24 `MPI_NULL_DELETE_FN` is a function that does nothing, other than returning `MPI_SUCCESS`.
 25 **ADD (source:MPI-2, p. 26):** *If an attribute copy function or attribute delete function*
 26 *returns other than MPI_SUCCESS, then the call that caused it to be invoked (for example,*
 27 *MPI_COMM_FREE), is erroneous.*

28 The special key value `MPI_KEYVAL_INVALID` is never returned by `MPI_KEYVAL_CREATE`.
 29 Therefore, it can be used for static initialization of key values.

```
30
31 MPI_KEYVAL_FREE(keyval)
```

```
32 INOUT keyval Frees the integer key value (integer)
```

```
33
34
35 int MPI_Keyval_free(int *keyval)
```

```
36
37 MPI_KEYVAL_FREE(KEYVAL, IERROR)
38 INTEGER KEYVAL, IERROR
```

39 Frees an extant attribute key. This function sets the value of `keyval` to
 40 `MPI_KEYVAL_INVALID`. Note that it is not erroneous to free an attribute key that is in use,
 41 because the actual free does not transpire until after all references (in other communicators
 42 on the process) to the key have been freed. These references need to be explicitly freed
 43 by the program, either via calls to `MPI_ATTR_DELETE` that free one attribute instance,
 44 or by calls to `MPI_COMM_FREE` that free all attribute instances associated with the freed
 45 communicator.
 46
 47
 48

```

MPI_ATTR_PUT(comm, keyval, attribute_val) 1
    IN      comm      communicator to which attribute will be attached (han- 2
                                dle) 3
    IN      keyval     key value, as returned by 4
                                MPI_KEYVAL_CREATE (integer) 5
    IN      attribute_val  attribute value 6
                                7
                                8
int MPI_Attr_put(MPI_Comm comm, int keyval, void* attribute_val) 9
MPI_ATTR_PUT(COMM, KEYVAL, ATTRIBUTE_VAL, IERROR) 10
    INTEGER COMM, KEYVAL, ATTRIBUTE_VAL, IERROR 11
                                12

```

This function stores the stipulated attribute value `attribute_val` for subsequent retrieval by `MPI_ATTR_GET`. If the value is already present, then the outcome is as if `MPI_ATTR_DELETE` was first called to delete the previous value (and the callback function `delete_fn` was executed), and a new value was next stored. The call is erroneous if there is no key with value `keyval`; in particular `MPI_KEYVAL_INVALID` is an erroneous key value. The call will fail if the `delete_fn` function returned an error code other than `MPI_SUCCESS`.

```

MPI_ATTR_GET(comm, keyval, attribute_val, flag) 21
    IN      comm      communicator to which attribute is attached (handle) 22
    IN      keyval     key value (integer) 23
    OUT     attribute_val  attribute value, unless flag = false 24
    OUT     flag        true if an attribute value was extracted; false if no 25
                                attribute is associated with the key 26
                                27
                                28
int MPI_Attr_get(MPI_Comm comm, int keyval, void *attribute_val, int *flag) 29
MPI_ATTR_GET(COMM, KEYVAL, ATTRIBUTE_VAL, FLAG, IERROR) 30
    INTEGER COMM, KEYVAL, ATTRIBUTE_VAL, IERROR 31
    LOGICAL FLAG 32
                                33

```

Retrieves attribute value by key. The call is erroneous if there is no key with value `keyval`. On the other hand, the call is correct if the key value exists, but no attribute is attached on `comm` for that key; in such case, the call returns `flag = false`. In particular `MPI_KEYVAL_INVALID` is an erroneous key value.

Advice to users. The call to `MPI_Attr_put` passes in `attribute_val` the *value* of the attribute; the call to `MPI_Attr_get` passes in `attribute_val` the *address* of the the location where the attribute value is to be returned. Thus, if the attribute value itself is a pointer of type `void*`, the **DELETE (source:MPI-1.2-review-Rainer-2008.03.13)**: the actual `attribute_val` parameter to `MPI_Attr_put` will be of type `void*` and the actual `attribute_val` parameter to `MPI_Attr_get` will be of type `void**`. (*End of advice to users.*)

Rationale. The use of a formal parameter `attribute_val` or type `void*` (rather than `void**`) avoids the messy type casting that would be needed if the attribute value is

1 declared with a type other than void*. (*End of rationale.*)

2
3
4
5 MPI_ATTR_DELETE(comm, keyval)

6 IN comm communicator to which attribute is attached (handle)

7 IN keyval The key value of the deleted attribute (integer)

8
9
10 int MPI_Attr_delete(MPI_Comm comm, int keyval)

11 MPI_ATTR_DELETE(COMM, KEYVAL, IERROR)

12 INTEGER COMM, KEYVAL, IERROR

13
14 Delete attribute from cache by key. This function invokes the attribute delete function
15 `delete_fn` specified when the `keyval` was created. The call will fail if the `delete_fn` function
16 returns an error code other than `MPI_SUCCESS`.

17 Whenever a communicator is replicated using the function `MPI_COMM_DUP`, all call-
18 back copy functions for attributes that are currently set are invoked (in arbitrary order).
19 Whenever a communicator is deleted using the function `MPI_COMM_FREE` all callback
20 delete functions for attributes that are currently set are invoked.

21 22 5.7.2 Attributes Example

23 *Advice to users.* This example shows how to write a collective communication
24 operation that uses caching to be more efficient after the first call. The coding style
25 assumes that MPI function results return only error statuses. (*End of advice to users.*)

26
27 **CHANGE (source:Errata for MPI-1.1, p. 6, l. 40-48):***Fix name when calling*
28 `MPI_Keyval_create`

```
29
30 /* key for this module's stuff: */
31 static int gop_key = MPI_KEYVAL_INVALID;
32
33 typedef struct
34 {
35     int ref_count;          /* reference count */
36     /* other stuff, whatever else we want */
37 } gop_stuff_type;
38
39 Efficient_Collective_Op (comm, ...)
40 MPI_Comm comm;
41 {
42     gop_stuff_type *gop_stuff;
43     MPI_Group      group;
44     int            foundflag;
45
46     MPI_Comm_group(comm, &group);
47
48     if (gop_key == MPI_KEYVAL_INVALID) /* get a key on first call ever */
```

```

{
    if ( ! MPI_Keyval_create( gop_stuff_copier,
                            gop_stuff_destructor,
                            &gop_key, (void *)0));
    /* get the key while assigning its copy and delete callback
       behavior. */

    MPI_Abort (comm, 99);
}

MPI_Attr_get (comm, gop_key, &gop_stuff, &foundflag);
if (foundflag)
{ /* This module has executed in this group before.
   We will use the cached information */
}
else
{ /* This is a group that we have not yet cached anything in.
   We will now do so.
   */

    /* First, allocate storage for the stuff we want,
       and initialize the reference count */

    gop_stuff = (gop_stuff_type *) malloc (sizeof(gop_stuff_type));
    if (gop_stuff == NULL) { /* abort on out-of-memory error */ }

    gop_stuff -> ref_count = 1;

    /* Second, fill in *gop_stuff with whatever we want.
       This part isn't shown here */

    /* Third, store gop_stuff as the attribute value */
    MPI_Attr_put ( comm, gop_key, gop_stuff);
}
/* Then, in any case, use contents of *gop_stuff
   to do the global op ... */
}

/* The following routine is called by MPI when a group is freed */

gop_stuff_destructor (comm, keyval, gop_stuff, extra)
MPI_Comm comm;
int keyval;
gop_stuff_type *gop_stuff;
void *extra;
{
    if (keyval != gop_key) { /* abort -- programming error */ }
}

```



```

1      /* The group's being freed removes one reference to gop_stuff */
2      gop_stuff -> ref_count -= 1;
3
4      /* If no references remain, then free the storage */
5      if (gop_stuff -> ref_count == 0) {
6          free((void *)gop_stuff);
7      }
8  }
9
10     /* The following routine is called by MPI when a group is copied */
11     gop_stuff_copier (comm, keyval, extra, gop_stuff_in, gop_stuff_out, flag)
12     MPI_Comm comm;
13     int keyval;
14     gop_stuff_type *gop_stuff_in, *gop_stuff_out;
15     void *extra;
16     {
17         if (keyval != gop_key) { /* abort -- programming error */ }
18
19         /* The new group adds one reference to this gop_stuff */
20         gop_stuff -> ref_count += 1;
21         gop_stuff_out = gop_stuff_in;
22     }
23

```

5.8 Formalizing the Loosely Synchronous Model

In this section, we make further statements about the loosely synchronous model, with particular attention to intra-communication.

5.8.1 Basic Statements

When a caller passes a communicator (that contains a context and group) to a callee, that communicator must be free of side effects throughout execution of the subprogram: there should be no active operations on that communicator that might involve the process. This provides one model in which libraries can be written, and work “safely.” For libraries so designated, the callee has permission to do whatever communication it likes with the communicator, and under the above guarantee knows that no other communications will interfere. Since we permit good implementations to create new communicators without synchronization (such as by preallocated contexts on communicators), this does not impose a significant overhead.

This form of safety is analogous to other common computer-science usages, such as passing a descriptor of an array to a library routine. The library routine has every right to expect such a descriptor to be valid and modifiable.

5.8.2 Models of Execution

In the loosely synchronous model, transfer of control to a **parallel procedure** is effected by having each executing process invoke the procedure. The invocation is a collective operation:

it is executed by all processes in the execution group, and invocations are similarly ordered at all processes. However, the invocation need not be synchronized.

We say that a parallel procedure is *active* in a process if the process belongs to a group that may collectively execute the procedure, and some member of that group is currently executing the procedure code. If a parallel procedure is active in a process, then this process may be receiving messages pertaining to this procedure, even if it does not currently execute the code of this procedure.

Static communicator allocation

This covers the case where, at any point in time, at most one invocation of a parallel procedure can be active at any process, and the group of executing processes is fixed. For example, all invocations of parallel procedures involve all processes, processes are single-threaded, and there are no recursive invocations.

In such a case, a communicator can be statically allocated to each procedure. The static allocation can be done in a preamble, as part of initialization code. If the parallel procedures can be organized into libraries, so that only one procedure of each library can be concurrently active in each processor, then it is sufficient to allocate one communicator per library.

Dynamic communicator allocation

Calls of parallel procedures are well-nested if a new parallel procedure is always invoked in a subset of a group executing the same parallel procedure. Thus, processes that execute the same parallel procedure have the same execution stack.

In such a case, a new communicator needs to be dynamically allocated for each new invocation of a parallel procedure. The allocation is done by the caller. A new communicator can be generated by a call to `MPI_COMM_DUP`, if the callee execution group is identical to the caller execution group, or by a call to `MPI_COMM_SPLIT` if the caller execution group is split into several subgroups executing distinct parallel routines. The new communicator is passed as an argument to the invoked routine.

The need for generating a new communicator at each invocation can be alleviated or avoided altogether in some cases: If the execution group is not split, then one can allocate a stack of communicators in a preamble, and next manage the stack in a way that mimics the stack of recursive calls.

One can also take advantage of the well-ordering property of communication to avoid confusing caller and callee communication, even if both use the same communicator. To do so, one needs to abide by the following two rules:

- messages sent before a procedure call (or before a return from the procedure) are also received before the matching call (or return) at the receiving end;
- messages are always selected by source (no use is made of `MPI_ANY_SOURCE`).

The General case

In the general case, there may be multiple concurrently active invocations of the same parallel procedure within the same group; invocations may not be well-nested. A new communicator needs to be created for each invocation. It is the user's responsibility to make

1 sure that, should two distinct parallel procedures be invoked concurrently on overlapping
2 sets of processes, then communicator creation be properly coordinated.
3
4
5
6
7
8
9
10
11
12
13
14
15
16
17
18
19
20
21
22
23
24
25
26
27
28
29
30
31
32
33
34
35
36
37
38
39
40
41
42
43
44
45
46
47
48

1
2
3
4
5
6
7
8
9
10
11
12
13
14
15
16
17
18
19
20
21
22
23
24
25
26
27
28
29
30
31
32
33
34
35
36
37
38
39
40
41
42
43
44
45
46
47
48

Chapter 6

Process Topologies

6.1 Introduction

This chapter discusses the MPI topology mechanism. A topology is an extra, optional attribute that one can give to an intra-communicator; topologies cannot be added to inter-communicators. A topology can provide a convenient naming mechanism for the processes of a group (within a communicator), and additionally, may assist the runtime system in mapping the processes onto hardware.

As stated in chapter 5, a process group in MPI is a collection of n processes. Each process in the group is assigned a rank between 0 and $n-1$. In many parallel applications a linear ranking of processes does not adequately reflect the logical communication pattern of the processes (which is usually determined by the underlying problem geometry and the numerical algorithm used). Often the processes are arranged in topological patterns such as two- or three-dimensional grids. More generally, the logical process arrangement is described by a graph. In this chapter we will refer to this logical process arrangement as the “virtual topology.”

A clear distinction must be made between the virtual process topology and the topology of the underlying, physical hardware. The virtual topology can be exploited by the system in the assignment of processes to physical processors, if this helps to improve the communication performance on a given machine. How this mapping is done, however, is outside the scope of MPI. The description of the virtual topology, on the other hand, depends only on the application, and is machine-independent. The functions that are proposed in this chapter deal only with machine-independent mapping.

Rationale. Though physical mapping is not discussed, the existence of the virtual topology information may be used as advice by the runtime system. There are well-known techniques for mapping grid/torus structures to hardware topologies such as hypercubes or grids. For more complicated graph structures good heuristics often yield nearly optimal results [20]. On the other hand, if there is no way for the user to specify the logical process arrangement as a “virtual topology,” a random mapping is most likely to result. On some machines, this will lead to unnecessary contention in the interconnection network. Some details about predicted and measured performance improvements that result from good process-to-processor mapping on modern wormhole-routing architectures can be found in [10, 9].

Besides possible performance benefits, the virtual topology can function as a convenient, process-naming structure, with tremendous benefits for program readability

1 and notational power in message-passing programming. (*End of rationale.*)

3 6.2 Virtual Topologies

5 The communication pattern of a set of processes can be represented by a graph. The
6 nodes stand for the processes, and the edges connect processes that communicate with each
7 other. MPI provides message-passing between any pair of processes in a group. There
8 is no requirement for opening a channel explicitly. Therefore, a “missing link” in the
9 user-defined process graph does not prevent the corresponding processes from exchanging
10 messages. It means rather that this connection is neglected in the virtual topology. This
11 strategy implies that the topology gives no convenient way of naming this pathway of
12 communication. Another possible consequence is that an automatic mapping tool (if one
13 exists for the runtime environment) will not take account of this edge when mapping. Edges
14 in the communication graph are not weighted, so that processes are either simply connected
15 or not connected at all.

17 *Rationale.* Experience with similar techniques in PARMACS [5, 8] show that this
18 information is usually sufficient for a good mapping. Additionally, a more precise
19 specification is more difficult for the user to set up, and it would make the interface
20 functions substantially more complicated. (*End of rationale.*)

22 Specifying the virtual topology in terms of a graph is sufficient for all applications.
23 However, in many applications the graph structure is regular, and the detailed set-up of the
24 graph would be inconvenient for the user and might be less efficient at run time. A large frac-
25 tion of all parallel applications use process topologies like rings, two- or higher-dimensional
26 grids, or tori. These structures are completely defined by the number of dimensions and
27 the numbers of processes in each coordinate direction. Also, the mapping of grids and tori
28 is generally an easier problem than that of general graphs. Thus, it is desirable to address
29 these cases explicitly.

30 Process coordinates in a cartesian structure begin their numbering at 0. Row-major
31 numbering is always used for the processes in a cartesian structure. This means that, for
32 example, the relation between group rank and coordinates for four processes in a (2×2)
33 grid is as follows.

34
35 coord (0,0): rank 0
36 coord (0,1): rank 1
37 coord (1,0): rank 2
38 coord (1,1): rank 3

40 6.3 Embedding in MPI

42 The support for virtual topologies as defined in this chapter is consistent with other parts of
43 MPI, and, whenever possible, makes use of functions that are defined elsewhere. Topology
44 information is associated with communicators. It is added to communicators using the
45 caching mechanism described in Chapter 5.

6.4 Overview of the Functions

The functions `MPI_GRAPH_CREATE` and `MPI_CART_CREATE` are used to create general (graph) virtual topologies and cartesian topologies, respectively. These topology creation functions are collective. As with other collective calls, the program must be written to work correctly, whether the call synchronizes or not.

The topology creation functions take as input an existing communicator `comm_old`, which defines the set of processes on which the topology is to be mapped. A new communicator `comm_topol` is created that carries the topological structure as cached information (see Chapter 5). In analogy to function `MPI_COMM_CREATE`, no cached information propagates from `comm_old` to `comm_topol`.

`MPI_CART_CREATE` can be used to describe cartesian structures of arbitrary dimension. For each coordinate direction one specifies whether the process structure is periodic or not. Note that an n -dimensional hypercube is an n -dimensional torus with 2 processes per coordinate direction. Thus, special support for hypercube structures is not necessary. The local auxiliary function `MPI_DIMS_CREATE` can be used to compute a balanced distribution of processes among a given number of dimensions.

Rationale. Similar functions are contained in EXPRESS [22] and PARMACS. (*End of rationale.*)

The function `MPI_TOPO_TEST` can be used to inquire about the topology associated with a communicator. The topological information can be extracted from the communicator using the functions `MPI_GRAPHDIMS_GET` and `MPI_GRAPH_GET`, for general graphs, and `MPI_CARTDIM_GET` and `MPI_CART_GET`, for cartesian topologies. Several additional functions are provided to manipulate cartesian topologies: the functions `MPI_CART_RANK` and `MPI_CART_COORDS` translate cartesian coordinates into a group rank, and vice-versa; the function `MPI_CART_SUB` can be used to extract a cartesian subspace (analogous to `MPI_COMM_SPLIT`). The function `MPI_CART_SHIFT` provides the information needed to communicate with neighbors in a cartesian dimension. The two functions `MPI_GRAPH_NEIGHBORS_COUNT` and `MPI_GRAPH_NEIGHBORS` can be used to extract the neighbors of a node in a graph. The function `MPI_CART_SUB` is collective over the input communicator's group; all other functions are local.

Two additional functions, `MPI_GRAPH_MAP` and `MPI_CART_MAP` are presented in the last section. In general these functions are not called by the user directly. However, together with the communicator manipulation functions presented in Chapter 5, they are sufficient to implement all other topology functions. Section 6.5.7 outlines such an implementation.

6.5 Topology Constructors

6.5.1 Cartesian Constructor

`MPI_CART_CREATE(comm_old, ndims, dims, periods, reorder, comm_cart)`

IN	<code>comm_old</code>	input communicator (handle)
IN	<code>ndims</code>	number of dimensions of cartesian grid (integer)
IN	<code>dims</code>	integer array of size <code>ndims</code> specifying the number of processes in each dimension
IN	<code>periods</code>	logical array of size <code>ndims</code> specifying whether the grid is periodic (<code>true</code>) or not (<code>false</code>) in each dimension
IN	<code>reorder</code>	ranking may be reordered (<code>true</code>) or not (<code>false</code>) (logical)
OUT	<code>comm_cart</code>	communicator with new cartesian topology (handle)

```
int MPI_Cart_create(MPI_Comm comm_old, int ndims, int *dims, int *periods,
                  int reorder, MPI_Comm *comm_cart)
```

```
MPI_CART_CREATE(COMM_OLD, NDIMS, DIMS, PERIODS, REORDER, COMM_CART, IERROR)
                INTEGER COMM_OLD, NDIMS, DIMS(*), COMM_CART, IERROR
                LOGICAL PERIODS(*), REORDER
```

`MPI_CART_CREATE` returns a handle to a new communicator to which the cartesian topology information is attached. If `reorder = false` then the rank of each process in the new group is identical to its rank in the old group. Otherwise, the function may reorder the processes (possibly so as to choose a good embedding of the virtual topology onto the physical machine). If the total size of the cartesian grid is smaller than the size of the group of `comm`, then some processes are returned `MPI_COMM_NULL`, in analogy to `MPI_COMM_SPLIT`. The call is erroneous if it specifies a grid that is larger than the group size.

6.5.2 Cartesian Convenience Function: `MPI_DIMS_CREATE`

For cartesian topologies, the function `MPI_DIMS_CREATE` helps the user select a balanced distribution of processes per coordinate direction, depending on the number of processes in the group to be balanced and optional constraints that can be specified by the user. One use is to partition all the processes (the size of `MPI_COMM_WORLD`'s group) into an n -dimensional topology.

`MPI_DIMS_CREATE(nnodes, ndims, dims)`

IN	<code>nnodes</code>	number of nodes in a grid (integer)
IN	<code>ndims</code>	number of cartesian dimensions (integer)
INOUT	<code>dims</code>	integer array of size <code>ndims</code> specifying the number of nodes in each dimension

```
int MPI_Dims_create(int nnodes, int ndims, int *dims)
```

```
MPI_DIMS_CREATE(NNODES, NDIMS, DIMS, IERROR)
    INTEGER NNODES, NDIMS, DIMS(*), IERROR
```

The entries in the array `dims` are set to describe a cartesian grid with `ndims` dimensions and a total of `nnodes` nodes. The dimensions are set to be as close to each other as possible, using an appropriate divisibility algorithm. The caller may further constrain the operation of this routine by specifying elements of array `dims`. If `dims[i]` is set to a positive number, the routine will not modify the number of nodes in dimension `i`; only those entries where `dims[i] = 0` are modified by the call.

Negative input values of `dims[i]` are erroneous. An error will occur if `nnodes` is not a multiple of $\prod_{i, dims[i] \neq 0} dims[i]$.

For `dims[i]` set by the call, `dims[i]` will be ordered in non-increasing order. Array `dims` is suitable for use as input to routine `MPI_CART_CREATE`. `MPI_DIMS_CREATE` is local.

	dims before call	function call	dims on return
Example 6.1	(0,0)	<code>MPI_DIMS_CREATE(6, 2, dims)</code>	(3,2)
	(0,0)	<code>MPI_DIMS_CREATE(7, 2, dims)</code>	(7,1)
	(0,3,0)	<code>MPI_DIMS_CREATE(6, 3, dims)</code>	(2,3,1)
	(0,3,0)	<code>MPI_DIMS_CREATE(7, 3, dims)</code>	erroneous call

6.5.3 General (Graph) Constructor

```
MPI_GRAPH_CREATE(comm_old, nnodes, index, edges, reorder, comm_graph)
```

IN	<code>comm_old</code>	input communicator (handle)
IN	<code>nnodes</code>	number of nodes in graph (integer)
IN	<code>index</code>	array of integers describing node degrees (see below)
IN	<code>edges</code>	array of integers describing graph edges (see below)
IN	<code>reorder</code>	ranking may be reordered (<code>true</code>) or not (<code>false</code>) (logical)
OUT	<code>comm_graph</code>	communicator with graph topology added (handle)

```
int MPI_Graph_create(MPI_Comm comm_old, int nnodes, int *index, int *edges,
    int reorder, MPI_Comm *comm_graph)
```

```
MPI_GRAPH_CREATE(COMM_OLD, NNODES, INDEX, EDGES, REORDER, COMM_GRAPH,
    IERROR)
    INTEGER COMM_OLD, NNODES, INDEX(*), EDGES(*), COMM_GRAPH, IERROR
    LOGICAL REORDER
```

`MPI_GRAPH_CREATE` returns a handle to a new communicator to which the graph topology information is attached. If `reorder = false` then the rank of each process in the new group is identical to its rank in the old group. Otherwise, the function may reorder the

processes. If the size, `nnodes`, of the graph is smaller than the size of the group of `comm`, then some processes are returned `MPI_COMM_NULL`, in analogy to `MPI_CART_CREATE` and `MPI_COMM_SPLIT`. The call is erroneous if it specifies a graph that is larger than the group size of the input communicator.

The three parameters `nnodes`, `index` and `edges` define the graph structure. `nnodes` is the number of nodes of the graph. The nodes are numbered from 0 to `nnodes-1`. The `i`th entry of array `index` stores the total number of neighbors of the first `i` graph nodes. The lists of neighbors of nodes 0, 1, ..., `nnodes-1` are stored in consecutive locations in array `edges`. The array `edges` is a flattened representation of the edge lists. The total number of entries in `index` is `nnodes` and the total number of entries in `edges` is equal to the number of graph edges.

The definitions of the arguments `nnodes`, `index`, and `edges` are illustrated with the following simple example.

Example 6.2 Assume there are four processes 0, 1, 2, 3 with the following adjacency matrix:

process	neighbors
0	1, 3
1	0
2	3
3	0, 2

Then, the input arguments are:

```
nnodes = 4
index = 2, 3, 4, 6
edges = 1, 3, 0, 3, 0, 2
```

Thus, in C, `index[0]` is the degree of node zero, and `index[i] - index[i-1]` is the degree of node `i`, `i=1, ..., nnodes-1`; the list of neighbors of node zero is stored in `edges[j]`, for $0 \leq j \leq \text{index}[0] - 1$ and the list of neighbors of node `i`, `i > 0`, is stored in `edges[j]`, $\text{index}[i-1] \leq j \leq \text{index}[i] - 1$.

In Fortran, `index(1)` is the degree of node zero, and `index(i+1) - index(i)` is the degree of node `i`, `i=1, ..., nnodes-1`; the list of neighbors of node zero is stored in `edges(j)`, for $1 \leq j \leq \text{index}(1)$ and the list of neighbors of node `i`, `i > 0`, is stored in `edges(j)`, $\text{index}(i) + 1 \leq j \leq \text{index}(i + 1)$.

Advice to implementors. The following topology information is likely to be stored with a communicator:

- Type of topology (cartesian/graph),
- For a cartesian topology:
 1. `ndims` (number of dimensions),
 2. `dims` (numbers of processes per coordinate direction),
 3. `periods` (periodicity information),
 4. `own_position` (own position in grid, could also be computed from rank and `dims`)
- For a graph topology:

1. `index`,
2. `edges`,

which are the vectors defining the graph structure.

For a graph structure the number of nodes is equal to the number of processes in the group. Therefore, the number of nodes does not have to be stored explicitly. An additional zero entry at the start of array `index` simplifies access to the topology information. (*End of advice to implementors.*)

6.5.4 Topology inquiry functions

If a topology has been defined with one of the above functions, then the topology information can be looked up using inquiry functions. They all are local calls.

CHANGE (source:Errata for MPI-1.1, p. 6, l. 6-19): *Change output description of status in MPI_TOPO_TEST from (choice) to (state)*

`MPI_TOPO_TEST(comm, status)`

IN	<code>comm</code>	communicator (handle)
OUT	<code>status</code>	topology type of communicator <code>comm</code> (state)

`int MPI_Topo_test(MPI_Comm comm, int *status)`

`MPI_TOPO_TEST(COMM, STATUS, IERROR)`
`INTEGER COMM, STATUS, IERROR`

The function `MPI_TOPO_TEST` returns the type of topology that is assigned to a communicator.

The output value `status` is one of the following:

<code>MPI_GRAPH</code>	graph topology
<code>MPI_CART</code>	cartesian topology
<code>MPI_UNDEFINED</code>	no topology

`MPI_GRAPHDIMS_GET(comm, nnodes, nedges)`

IN	<code>comm</code>	communicator for group with graph structure (handle)
OUT	<code>nnodes</code>	number of nodes in graph (integer) (same as number of processes in the group)
OUT	<code>nedges</code>	number of edges in graph (integer)

`int MPI_Graphdims_get(MPI_Comm comm, int *nnodes, int *nedges)`

`MPI_GRAPHDIMS_GET(COMM, NNODES, NEDGES, IERROR)`
`INTEGER COMM, NNODES, NEDGES, IERROR`

Functions `MPI_GRAPHDIMS_GET` and `MPI_GRAPH_GET` retrieve the graph-topology information that was associated with a communicator by `MPI_GRAPH_CREATE`.

The information provided by `MPI_GRAPHDIMS_GET` can be used to dimension the vectors `index` and `edges` correctly for the following call to `MPI_GRAPH_GET`.

```
MPI_GRAPH_GET(comm, maxindex, maxedges, index, edges)
```

IN	<code>comm</code>	communicator with graph structure (handle)
IN	<code>maxindex</code>	length of vector <code>index</code> in the calling program (integer)
IN	<code>maxedges</code>	length of vector <code>edges</code> in the calling program (integer)
OUT	<code>index</code>	array of integers containing the graph structure (for details see the definition of <code>MPI_GRAPH_CREATE</code>)
OUT	<code>edges</code>	array of integers containing the graph structure

```
int MPI_Graph_get(MPI_Comm comm, int maxindex, int maxedges, int *index,
                 int *edges)
```

```
MPI_GRAPH_GET(COMM, MAXINDEX, MAXEDGES, INDEX, EDGES, IERROR)
              INTEGER COMM, MAXINDEX, MAXEDGES, INDEX(*), EDGES(*), IERROR
```

```
MPI_CARTDIM_GET(comm, ndims)
```

IN	<code>comm</code>	communicator with cartesian structure (handle)
OUT	<code>ndims</code>	number of dimensions of the cartesian structure (integer)

```
int MPI_Cartdim_get(MPI_Comm comm, int *ndims)
```

```
MPI_CARTDIM_GET(COMM, NDIMS, IERROR)
              INTEGER COMM, NDIMS, IERROR
```

The functions `MPI_CARTDIM_GET` and `MPI_CART_GET` return the cartesian topology information that was associated with a communicator by `MPI_CART_CREATE`.

MPI_CART_GET(comm, maxdims, dims, periods, coords)			1
IN	comm	communicator with cartesian structure (handle)	2
IN	maxdims	length of vectors <code>dims</code> , <code>periods</code> , and <code>coords</code> in the calling program (integer)	3
OUT	dims	number of processes for each cartesian dimension (array of integer)	4
OUT	periods	periodicity (true/false) for each cartesian dimension (array of logical)	5
OUT	coords	coordinates of calling process in cartesian structure (array of integer)	6
int MPI_Cart_get(MPI_Comm comm, int maxdims, int *dims, int *periods, int *coords)			7
MPI_CART_GET(COMM, MAXDIMS, DIMS, PERIODS, COORDS, IERROR)			8
INTEGER COMM, MAXDIMS, DIMS(*), COORDS(*), IERROR			9
LOGICAL PERIODS(*)			10
MPI_CART_RANK(comm, coords, rank)			11
IN	comm	communicator with cartesian structure (handle)	12
IN	coords	integer array (of size <code>ndims</code>) specifying the cartesian coordinates of a process	13
OUT	rank	rank of specified process (integer)	14
int MPI_Cart_rank(MPI_Comm comm, int *coords, int *rank)			15
MPI_CART_RANK(COMM, COORDS, RANK, IERROR)			16
INTEGER COMM, COORDS(*), RANK, IERROR			17
<p>For a process group with cartesian structure, the function <code>MPI_CART_RANK</code> translates the logical process coordinates to process ranks as they are used by the point-to-point routines.</p> <p>For dimension <code>i</code> with <code>periods(i) = true</code>, if the coordinate, <code>coords(i)</code>, is out of range, that is, <code>coords(i) < 0</code> or <code>coords(i) ≥ dims(i)</code>, it is shifted back to the interval $0 \leq \text{coords}(i) < \text{dims}(i)$ automatically. Out-of-range coordinates are erroneous for non-periodic dimensions.</p> <p>CHANGE (source:Errata for MPI-1.1, p. 6, l. 20-36): <i>Change output description of <code>coords</code> in <code>MPI_CART_COORDS</code> from (integer) to (array of integers)</i></p>			18
			19
			20
			21
			22
			23
			24
			25
			26
			27
			28
			29
			30
			31
			32
			33
			34
			35
			36
			37
			38
			39
			40
			41
			42
			43
			44
			45
			46
			47
			48

1 MPI_CART_COORDS(comm, rank, maxdims, coords)

2 IN comm communicator with cartesian structure (handle)
 3
 4 IN rank rank of a process within group of comm (integer)
 5
 6 IN maxdims length of vector **CHANGE (source:MPI-1.2 er-**
 7 **rata, Ballot4, item 10e):coord INTO:** coords in
 8 the calling program (integer)
 9
 10 OUT coords integer array (of size ndims) containing the cartesian
 coordinates of specified process (array of integers)

11
 12 int MPI_Cart_coords(MPI_Comm comm, int rank, int maxdims, int *coords)

13 MPI_CART_COORDS(COMM, RANK, MAXDIMS, COORDS, IERROR)
 14 INTEGER COMM, RANK, MAXDIMS, COORDS(*), IERROR

15 The inverse mapping, rank-to-coordinates translation is provided by MPI_CART_COORDS.

16
 17
 18 MPI_GRAPH_NEIGHBORS_COUNT(comm, rank, nneighbors)

19 IN comm communicator with graph topology (handle)
 20
 21 IN rank rank of process in group of comm (integer)
 22
 23 OUT nneighbors number of neighbors of specified process (integer)

24
 25 int MPI_Graph_neighbors_count(MPI_Comm comm, int rank, int *nneighbors)

26 MPI_GRAPH_NEIGHBORS_COUNT(COMM, RANK, NNEIGHBORS, IERROR)
 27 INTEGER COMM, RANK, NNEIGHBORS, IERROR

28 MPI_GRAPH_NEIGHBORS_COUNT and MPI_GRAPH_NEIGHBORS provide adjacency
 29 information for a general, graph topology.
 30

31
 32 MPI_GRAPH_NEIGHBORS(comm, rank, maxneighbors, neighbors)

33 IN comm communicator with graph topology (handle)
 34
 35 IN rank rank of process in group of comm (integer)
 36
 37 IN maxneighbors size of array neighbors (integer)
 38
 39 OUT neighbors ranks of processes that are neighbors to specified pro-
 cess (array of integer)

40
 41 int MPI_Graph_neighbors(MPI_Comm comm, int rank, int maxneighbors,
 42 int *neighbors)

43 MPI_GRAPH_NEIGHBORS(COMM, RANK, MAXNEIGHBORS, NEIGHBORS, IERROR)
 44 INTEGER COMM, RANK, MAXNEIGHBORS, NEIGHBORS(*), IERROR

45
 46
 47 **Example 6.3** Suppose that comm is a communicator with a shuffle-exchange topology. The
 48 group has 2^n members. Each process is labeled by a_1, \dots, a_n with $a_i \in \{0, 1\}$, and has

three neighbors: $\text{exchange}(a_1, \dots, a_n) = a_1, \dots, a_{n-1}, \bar{a}_n$ ($\bar{a} = 1 - a$), $\text{shuffle}(a_1, \dots, a_n) = a_2, \dots, a_n, a_1$, and $\text{unshuffle}(a_1, \dots, a_n) = a_n, a_1, \dots, a_{n-1}$. The graph adjacency list is illustrated below for $n = 3$.

node	exchange neighbors(1)	shuffle neighbors(2)	unshuffle neighbors(3)
0 (000)	1	0	0
1 (001)	0	2	4
2 (010)	3	4	1
3 (011)	2	6	5
4 (100)	5	1	2
5 (101)	4	3	6
6 (110)	7	5	3
7 (111)	6	7	7

Suppose that the communicator `comm` has this topology associated with it. The following code fragment cycles through the three types of neighbors and performs an appropriate permutation for each.

```

C  assume: each process has stored a real number A.
C  extract neighborhood information
    CALL MPI_COMM_RANK(comm, myrank, ierr)
    CALL MPI_GRAPH_NEIGHBORS(comm, myrank, 3, neighbors, ierr)
C  perform exchange permutation
    CALL MPI_SENDRECV_REPLACE(A, 1, MPI_REAL, neighbors(1), 0,
+   neighbors(1), 0, comm, status, ierr)
C  perform shuffle permutation
    CALL MPI_SENDRECV_REPLACE(A, 1, MPI_REAL, neighbors(2), 0,
+   neighbors(3), 0, comm, status, ierr)
C  perform unshuffle permutation
    CALL MPI_SENDRECV_REPLACE(A, 1, MPI_REAL, neighbors(3), 0,
+   neighbors(2), 0, comm, status, ierr)

```

6.5.5 Cartesian Shift Coordinates

If the process topology is a cartesian structure, a `MPI_SENDRECV` operation is likely to be used along a coordinate direction to perform a shift of data. As input, `MPI_SENDRECV` takes the rank of a source process for the receive, and the rank of a destination process for the send. If the function `MPI_CART_SHIFT` is called for a cartesian process group, it provides the calling process with the above identifiers, which then can be passed to `MPI_SENDRECV`. The user specifies the coordinate direction and the size of the step (positive or negative). The function is local.

```

1 MPI_CART_SHIFT(comm, direction, disp, rank_source, rank_dest)
2     IN      comm      communicator with cartesian structure (handle)
3
4     IN      direction  coordinate dimension of shift (integer)
5
6     IN      disp       displacement (> 0: upwards shift, < 0: downwards
7                          shift) (integer)
8
9     OUT     rank_source rank of source process (integer)
10
11    OUT     rank_dest   rank of destination process (integer)

```

```

12 int MPI_Cart_shift(MPI_Comm comm, int direction, int disp, int *rank_source,
13                  int *rank_dest)

```

```

14 MPI_CART_SHIFT(COMM, DIRECTION, DISP, RANK_SOURCE, RANK_DEST, IERROR)
15 INTEGER COMM, DIRECTION, DISP, RANK_SOURCE, RANK_DEST, IERROR

```

The `direction` argument indicates the dimension of the shift, i.e., the coordinate which value is modified by the shift. The coordinates are numbered from 0 to `ndims-1`, when `ndims` is the number of dimensions.

Depending on the periodicity of the cartesian group in the specified coordinate direction, `MPI_CART_SHIFT` provides the identifiers for a circular or an end-off shift. In the case of an end-off shift, the value `MPI_PROC_NULL` may be returned in `rank_source` or `rank_dest`, indicating that the source or the destination for the shift is out of range.

Example 6.4 The communicator, `comm`, has a two-dimensional, periodic, cartesian topology associated with it. A two-dimensional array of `REALs` is stored one element per process, in variable `A`. One wishes to skew this array, by shifting column `i` (vertically, i.e., along the column) by `i` steps.

```

28 .....
29
30 C find process rank
31     CALL MPI_COMM_RANK(comm, rank, ierr)
32 C find cartesian coordinates
33     CALL MPI_CART_COORDS(comm, rank, maxdims, coords, ierr)
34 C compute shift source and destination
35     CALL MPI_CART_SHIFT(comm, 0, coords(2), source, dest, ierr)
36 C skew array
37     CALL MPI_SENDRECV_REPLACE(A, 1, MPI_REAL, dest, 0, source, 0, comm,
38 +                             status, ierr)

```

Advice to users. In Fortran, the dimension indicated by `DIRECTION = i` has `DIMS(i+1)` nodes, where `DIMS` is the array that was used to create the grid. In C, the dimension indicated by `direction = i` is the dimension specified by `dims[i]`. (*End of advice to users.*)

6.5.6 Partitioning of Cartesian structures

`MPI_CART_SUB(comm, remain_dims, newcomm)`

IN	<code>comm</code>	communicator with cartesian structure (handle)
IN	<code>remain_dims</code>	the <code>ith</code> entry of <code>remain_dims</code> specifies whether the <code>ith</code> dimension is kept in the subgrid (true) or is dropped (false) (logical vector)
OUT	<code>newcomm</code>	communicator containing the subgrid that includes the calling process (handle)

```
int MPI_Cart_sub(MPI_Comm comm, int *remain_dims, MPI_Comm *newcomm)
```

```
MPI_CART_SUB(COMM, REMAIN_DIMS, NEWCOMM, IERROR)
    INTEGER COMM, NEWCOMM, IERROR
    LOGICAL REMAIN_DIMS(*)
```

If a cartesian topology has been created with `MPI_CART_CREATE`, the function `MPI_CART_SUB` can be used to partition the communicator group into subgroups that form lower-dimensional cartesian subgrids, and to build for each subgroup a communicator with the associated subgrid cartesian topology. (This function is closely related to `MPI_COMM_SPLIT`.)

Example 6.5 Assume that `MPI_CART_CREATE(..., comm)` has defined a $(2 \times 3 \times 4)$ grid. Let `remain_dims = (true, false, true)`. Then a call to,

```
MPI_CART_SUB(comm, remain_dims, comm_new),
```

will create three communicators each with eight processes in a 2×4 cartesian topology. If `remain_dims = (false, false, true)` then the call to `MPI_CART_SUB(comm, remain_dims, comm_new)` will create six non-overlapping communicators, each with four processes, in a one-dimensional cartesian topology.

6.5.7 Low-level topology functions

The two additional functions introduced in this section can be used to implement all other topology functions. In general they will not be called by the user directly, unless he or she is creating additional virtual topology capability other than that provided by MPI.


```

1 MPI_CART_MAP(comm, ndims, dims, periods, newrank)
2     IN      comm      input communicator (handle)
3
4     IN      ndims     number of dimensions of cartesian structure (integer)
5
6     IN      dims      integer array of size ndims specifying the number of
7                       processes in each coordinate direction
8
9     IN      periods   logical array of size ndims specifying the periodicity
10                      specification in each coordinate direction
11
12     OUT     newrank   reordered rank of the calling process; MPI_UNDEFINED
13                      if calling process does not belong to grid (integer)

```

```

14 int MPI_Cart_map(MPI_Comm comm, int ndims, int *dims, int *periods,
15                 int *newrank)

```

```

16 MPI_CART_MAP(COMM, NDIMS, DIMS, PERIODS, NEWRANK, IERROR)
17     INTEGER COMM, NDIMS, DIMS(*), NEWRANK, IERROR
18     LOGICAL PERIODS(*)

```

MPI_CART_MAP computes an “optimal” placement for the calling process on the physical machine. A possible implementation of this function is to always return the rank of the calling process, that is, not to perform any reordering.

Advice to implementors. The function MPI_CART_CREATE(comm, ndims, dims, periods, reorder, comm_cart), with `reorder = true` can be implemented by calling MPI_CART_MAP(comm, ndims, dims, periods, newrank), then calling MPI_COMM_SPLIT(comm, color, key, comm_cart), with `color = 0` if `newrank ≠ MPI_UNDEFINED`, `color = MPI_UNDEFINED` otherwise, and `key = newrank`.

The function MPI_CART_SUB(comm, remain_dims, comm_new) can be implemented by a call to MPI_COMM_SPLIT(comm, color, key, comm_new), using a single number encoding of the lost dimensions as `color` and a single number encoding of the preserved dimensions as `key`.

All other cartesian topology functions can be implemented locally, using the topology information that is cached with the communicator. (*End of advice to implementors.*)

The corresponding new function for general graph structures is as follows.

MPI_GRAPH_MAP(comm, nnodes, index, edges, newrank)			1
IN	comm	input communicator (handle)	2
			3
IN	nnodes	number of graph nodes (integer)	4
IN	index	integer array specifying the graph structure, see	5
		MPI_GRAPH_CREATE	6
			7
IN	edges	integer array specifying the graph structure	8
OUT	newrank	reordered rank of the calling process; MPI_UNDEFINED	9
		if the calling process does not belong to graph (inte-	10
		ger)	11

```
int MPI_Graph_map(MPI_Comm comm, int nnodes, int *index, int *edges,
                 int *newrank)
```

```
MPI_GRAPH_MAP(COMM, NNODES, INDEX, EDGES, NEWRANK, IERROR)
INTEGER COMM, NNODES, INDEX(*), EDGES(*), NEWRANK, IERROR
```

Advice to implementors. The function MPI_GRAPH_CREATE(comm, nnodes, index, edges, reorder, comm_graph), with reorder = true can be implemented by calling MPI_GRAPH_MAP(comm, nnodes, index, edges, newrank), then calling MPI_COMM_SPLIT(comm, color, key, comm_graph), with color = 0 if newrank \neq MPI_UNDEFINED, color = MPI_UNDEFINED otherwise, and key = newrank.

All other graph topology functions can be implemented locally, using the topology information that is cached with the communicator. (*End of advice to implementors.*)

6.6 An Application Example

Example 6.6 The example in figure 6.1 shows how the grid definition and inquiry functions can be used in an application program. A partial differential equation, for instance the Poisson equation, is to be solved on a rectangular domain. First, the processes organize themselves in a two-dimensional structure. Each process then inquires about the ranks of its neighbors in the four directions (up, down, right, left). The numerical problem is solved by an iterative method, the details of which are hidden in the subroutine `relax`.

In each relaxation step each process computes new values for the solution grid function at all points owned by the process. Then the values at inter-process boundaries have to be exchanged with neighboring processes. For example, the exchange subroutine might contain a call like `MPI_SEND(...,neigh_rank(1),...)` to send updated values to the left-hand neighbor ($i-1, j$).

```

1
2
3   integer ndims, num_neigh
4   logical reorder
5   parameter (ndims=2, num_neigh=4, reorder=.true.)
6   integer comm, comm_cart, dims(ndims), neigh_def(ndims), ierr
7   integer neigh_rank(num_neigh), own_position(ndims), i, j
8   logical periods(ndims)
9   real*8 u(0:101,0:101), f(0:101,0:101)
10  data dims / ndims * 0 /
11  comm = MPI_COMM_WORLD
12  C   Set process grid size and periodicity
13  call MPI_DIMS_CREATE(comm, ndims, dims,ierr)
14  periods(1) = .TRUE.
15  periods(2) = .TRUE.
16  C   Create a grid structure in WORLD group and inquire about own position
17  call MPI_CART_CREATE (comm, ndims, dims, periods, reorder, comm_cart,ierr)
18  call MPI_CART_GET (comm_cart, ndims, dims, periods, own_position,ierr)
19  C   Look up the ranks for the neighbors. Own process coordinates are (i,j).
20  C   Neighbors are (i-1,j), (i+1,j), (i,j-1), (i,j+1)
21  i = own_position(1)
22  j = own_position(2)
23  neigh_def(1) = i-1
24  neigh_def(2) = j
25  call MPI_CART_RANK (comm_cart, neigh_def, neigh_rank(1),ierr)
26  neigh_def(1) = i+1
27  neigh_def(2) = j
28  call MPI_CART_RANK (comm_cart, neigh_def, neigh_rank(2),ierr)
29  neigh_def(1) = i
30  neigh_def(2) = j-1
31  call MPI_CART_RANK (comm_cart, neigh_def, neigh_rank(3),ierr)
32  neigh_def(1) = i
33  neigh_def(2) = j+1
34  call MPI_CART_RANK (comm_cart, neigh_def, neigh_rank(4),ierr)
35  C   Initialize the grid functions and start the iteration
36  call init (u, f)
37  do 10 it=1,100
38  call relax (u, f)
39  C   Exchange data with neighbor processes
40  call exchange (u, comm_cart, neigh_rank, num_neigh)
41  10 continue
42  call output (u)
43  end
44
45
46
47
48

```

Figure 6.1: Set-up of process structure for two-dimensional parallel Poisson solver.

Chapter 7

MPI Environmental Management

This chapter discusses routines for getting and, where appropriate, setting various parameters that relate to the MPI implementation and the execution environment (such as error handling). The procedures for entering and leaving the MPI execution environment are also described here.

7.1 Implementation information

7.1.1 Version Inquiries

ADD (source:MPI-2, p. 21): *In order to cope with changes to the MPI Standard, there are both compile-time and run-time ways to determine which version of the standard is in use in the environment one is using.*

The “version” will be represented by two separate integers, for the version and subversion: In C and C++,

```
#define MPI_VERSION    1
#define MPI_SUBVERSION 2
```

in Fortran,

```
INTEGER MPI_VERSION, MPI_SUBVERSION
PARAMETER (MPI_VERSION    = 1)
PARAMETER (MPI_SUBVERSION = 2)
```

For runtime determination,

`MPI_GET_VERSION(version, subversion)`

OUT	version	version number (integer)
OUT	subversion	subversion number (integer)

```
int MPI_Get_version(int *version, int *subversion)
```

```
MPI_GET_VERSION(VERSION, SUBVERSION, IERROR)
INTEGER VERSION, SUBVERSION, IERROR
```

`MPI_GET_VERSION` is one of the few functions that can be called before `MPI_INIT` and after `MPI_FINALIZE`.

7.1.2 Environmental Inquiries

A set of attributes that describe the execution environment are attached to the communicator `MPI_COMM_WORLD` when MPI is initialized. The value of these attributes can be inquired by using the function `MPI_ATTR_GET` described in Chapter 5. It is erroneous to delete these attributes, free their keys, or change their values.

The list of predefined attribute keys include

`MPI_TAG_UB` Upper bound for tag value.

`MPI_HOST` Host process rank, if such exists, `MPI_PROC_NULL`, otherwise.

`MPI_IO` rank of a node that has regular I/O facilities (possibly `myrank`). Nodes in the same communicator may return different values for this parameter.

`MPI_WTIME_IS_GLOBAL` Boolean variable that indicates whether clocks are synchronized.

Vendors may add implementation specific parameters (such as node number, real memory size, virtual memory size, etc.)

These predefined attributes do not change value between MPI initialization (`MPI_INIT` and MPI completion (`MPI_FINALIZE`), and cannot be updated or deleted by users.

Advice to users. Note that in the C binding, the value returned by these attributes is a *pointer* to an `int` containing the requested value. (*End of advice to users.*)

The required parameter values are discussed in more detail below:

Tag values

Tag values range from 0 to the value returned for `MPI_TAG_UB` inclusive. These values are guaranteed to be unchanging during the execution of an MPI program. In addition, the tag upper bound value must be *at least* 32767. An MPI implementation is free to make the value of `MPI_TAG_UB` larger than this; for example, the value $2^{30} - 1$ is also a legal value for `MPI_TAG_UB`.

The attribute `MPI_TAG_UB` has the same value on all processes of `MPI_COMM_WORLD`.

Host rank

The value returned for `MPI_HOST` gets the rank of the `HOST` process in the group associated with communicator `MPI_COMM_WORLD`, if there is such. `MPI_PROC_NULL` is returned if there is no host. MPI does not specify what it means for a process to be a `HOST`, nor does it require that a `HOST` exists.

The attribute `MPI_HOST` has the same value on all processes of `MPI_COMM_WORLD`.

IO rank

The value returned for `MPI_IO` is the rank of a processor that can provide language-standard I/O facilities. For Fortran, this means that all of the Fortran I/O operations are supported (e.g., `OPEN`, `REWIND`, `WRITE`). For C, this means that all of the ANSI-C I/O operations are supported (e.g., `fopen`, `fprintf`, `lseek`).

If every process can provide language-standard I/O, then the value `MPI_ANY_SOURCE` will be returned. Otherwise, if the calling process can provide language-standard I/O,

then its rank will be returned. Otherwise, if some process can provide language-standard I/O then the rank of one such process will be returned. The same value need not be returned by all processes. If no process can provide language-standard I/O, then the value MPI_PROC_NULL will be returned.

Advice to users. Note that input is not collective, and this attribute does *not* indicate which process can or does provide input. (*End of advice to users.*)

Clock synchronization

The value returned for MPI_WTIME_IS_GLOBAL is 1 if clocks at all processes in MPI_COMM_WORLD are synchronized, 0 otherwise. A collection of clocks is considered synchronized if explicit effort has been taken to synchronize them. The expectation is that the variation in time, as measured by calls to MPI_WTIME, will be less than one half the round-trip time for an MPI message of length zero. If time is measured at a process just before a send and at another process just after a matching receive, the second time should be always higher than the first one.

The attribute MPI_WTIME_IS_GLOBAL need not be present when the clocks are not synchronized (however, the attribute key MPI_WTIME_IS_GLOBAL is always valid). This attribute may be associated with communicators other than MPI_COMM_WORLD.

The attribute MPI_WTIME_IS_GLOBAL has the same value on all processes of MPI_COMM_WORLD.

MPI_GET_PROCESSOR_NAME(name, resultlen)

OUT	name	A unique specifier for the actual (as opposed to virtual) node.
OUT	resultlen	Length (in printable characters) of the result returned in name

```
int MPI_Get_processor_name(char *name, int *resultlen)
```

```
MPI_GET_PROCESSOR_NAME( NAME, RESULTLEN, IERROR)
```

```
CHARACTER*(*) NAME
```

```
INTEGER RESULTLEN, IERROR
```

This routine returns the name of the processor on which it was called at the moment of the call. The name is a character string for maximum flexibility. From this value it must be possible to identify a specific piece of hardware; possible values include “processor 9 in rack 4 of mpp.cs.org” and “231” (where 231 is the actual processor number in the running homogeneous system). The argument name must represent storage that is at least MPI_MAX_PROCESSOR_NAME characters long. MPI_GET_PROCESSOR_NAME may write up to this many characters into name.

The number of characters actually written is returned in the output argument, resultlen. **ADD (source:MPI-1.2 errata, Ballot4, item 13):** *In C, a null character is additionally stored at name[resultlen]. The resultlen cannot be larger than MPI_MAX_PROCESSOR_NAME-1. In Fortran, name is padded on the right with blank characters. The resultlen cannot be larger than MPI_MAX_PROCESSOR_NAME.*

Rationale. This function allows MPI implementations that do process migration to return the current processor. Note that nothing in MPI *requires* or defines process migration; this definition of MPI_GET_PROCESSOR_NAME simply allows such an implementation. (*End of rationale.*)

Advice to users. The user must provide at least MPI_MAX_PROCESSOR_NAME space to write the processor name — processor names can be this long. The user should examine the **CHANGE (source:MPI-1.2 errata, Ballot4, item 13):outputINTO:** output argument, `resultlen`, to determine the actual length of the name. (*End of advice to users.*)

The constant MPI_BSEND_OVERHEAD provides an upper bound on the fixed overhead per message buffered by a call to MPI_BSEND (see Section 3.6.1).

7.2 Error handling

An MPI implementation cannot or may choose not to handle some errors that occur during MPI calls. These can include errors that generate exceptions or traps, such as floating point errors or access violations. The set of errors that are handled by MPI is implementation-dependent. Each such error generates an **MPI exception**.

The above text takes precedence over any text on error handling within this document. Specifically, text that states that errors *will* be handled should be read as *may* be handled.

A user can associate an error handler with a communicator. The specified error handling routine will be used for any MPI exception that occurs during a call to MPI for a communication with this communicator. MPI calls that are not related to any communicator are considered to be attached to the communicator MPI_COMM_WORLD. The attachment of error handlers to communicators is purely local: different processes may attach different error handlers to the same communicator.

A newly created communicator inherits the error handler that is associated with the “parent” communicator. In particular, the user can specify a “global” error handler for all communicators by associating this handler with the communicator MPI_COMM_WORLD immediately after initialization.

Several predefined error handlers are available in MPI:

MPI_ERRORS_ARE_FATAL The handler, when called, causes the program to abort on all executing processes. This has the same effect as if MPI_ABORT was called by the process that invoked the handler.

MPI_ERRORS_RETURN The handler has no effect other than returning the error code to the user.

Implementations may provide additional predefined error handlers and programmers can code their own error handlers.

The error handler MPI_ERRORS_ARE_FATAL is associated by default with MPI_COMM_WORLD after initialization. Thus, if the user chooses not to control error handling, every error that MPI handles is treated as fatal. Since (almost) all MPI calls return an error code, a user may choose to handle errors in its main code, by testing the return code of MPI calls and executing a suitable recovery code when the call was not successful. In this case, the error handler MPI_ERRORS_RETURN will be used. Usually it is more convenient and more

efficient not to test for errors after each MPI call, and have such error handled by a non trivial MPI error handler.

After an error is detected, the state of MPI is undefined. That is, using a user-defined error handler, or `MPI_ERRORS_RETURN`, does *not* necessarily allow the user to continue to use MPI after an error is detected. The purpose of these error handlers is to allow a user to issue user-defined error messages and to take actions unrelated to MPI (such as flushing I/O buffers) before a program exits. An MPI implementation is free to allow MPI to continue after an error but is not required to do so.

Advice to implementors. A good quality implementation will, to the greatest possible extent, circumscribe the impact of an error, so that normal processing can continue after an error handler was invoked. The implementation documentation will provide information on the possible effect of each class of errors. (*End of advice to implementors.*)

An MPI error handler is an opaque object, which is accessed by a handle. MPI calls are provided to create new error handlers, to associate error handlers with communicators, and to test which error handler is associated with a communicator.

`MPI_ERRHANDLER_CREATE(function, errhandler)`

IN	function	user defined error handling procedure
OUT	errhandler	MPI error handler (handle)

```
int MPI_Errhandler_create(MPI_Handler_function *function,
                        MPI_Errhandler *errhandler)
```

CHANGE (source:MPI-2, p. 32): *argument name* `HANDLER- δ ERRHANDLER`

`MPI_ERRHANDLER_CREATE(FUNCTION, ERRHANDLER, IERROR)`

EXTERNAL FUNCTION

INTEGER ERRHANDLER, IERROR

Register the user routine function for use as an MPI exception handler. Returns in `errhandler` a handle to the registered exception handler.

In the C language, the user routine should be a C function of type `MPI_Handler_function`, which is defined as:

```
typedef void (MPI_Handler_function)(MPI_Comm *, int *, ...);
```

The first argument is the communicator in use. The second is the error code to be returned by the MPI routine that raised the error. If the routine would have returned `MPI_ERR_IN_STATUS`, it is the error code returned in the status for the request that caused the error handler to be invoked. The remaining arguments are “`stdargs`” arguments whose number and meaning is implementation-dependent. An implementation should clearly document these arguments. Addresses are used so that the handler may be written in Fortran. **ADD (source:MPI-2, p. 32):** *In the Fortran language, the user routine should be of the form:*

```
SUBROUTINE HANDLER_FUNCTION(COMM, ERROR_CODE, .....)
```

```
INTEGER COMM, ERROR_CODE
```


Advice to users. Users are discouraged from using a Fortran HANDLER_FUNCTION since the routine expects a variable number of arguments. Some Fortran systems may allow this but some may fail to give the correct result or compile/link this code. Thus, it will not, in general, be possible to create portable code with a Fortran HANDLER_FUNCTION. (*End of advice to users.*)

Rationale. The variable argument list is provided because it provides an ANSI-standard hook for providing additional information to the error handler; without this hook, ANSI C prohibits additional arguments. (*End of rationale.*)

MPI_ERRHANDLER_SET(comm, errhandler)

IN	comm	communicator to set the error handler for (handle)
IN	errhandler	new MPI error handler for communicator (handle)

```
int MPI_Errhandler_set(MPI_Comm comm, MPI_Errhandler errhandler)
```

```
MPI_ERRHANDLER_SET(COMM, ERRHANDLER, IERROR)
    INTEGER COMM, ERRHANDLER, IERROR
```

Associates the new error handler `errorhandler` with communicator `comm` at the calling process. Note that an error handler is always associated with the communicator.

MPI_ERRHANDLER_GET(comm, errhandler)

IN	comm	communicator to get the error handler from (handle)
OUT	errhandler	MPI error handler currently associated with communicator (handle)

```
int MPI_Errhandler_get(MPI_Comm comm, MPI_Errhandler *errhandler)
```

```
MPI_ERRHANDLER_GET(COMM, ERRHANDLER, IERROR)
    INTEGER COMM, ERRHANDLER, IERROR
```

Returns in `errhandler` (a handle to) the error handler that is currently associated with communicator `comm`.

Example: A library function may register at its entry point the current error handler for a communicator, set its own private error handler for this communicator, and restore before exiting the previous error handler.

CHANGE (source:MPI-2, p. 32): *change argument from IN to INOUT:* MPI_ERRHANDLER_FREE(errhandler)

INOUT	errhandler	MPI error handler (handle)
-------	------------	----------------------------

```
int MPI_Errhandler_free(MPI_Errhandler *errhandler)
```

```
MPI_ERRHANDLER_FREE(ERRHANDLER, IERROR)
```

INTEGER ERRHANDLER, IERROR

Marks the error handler associated with `errhandler` for deallocation and sets `errhandler` to `MPI_ERRHANDLER_NULL`. The error handler will be deallocated after all communicators associated with it have been deallocated.

`MPI_ERROR_STRING(errorcode, string, resultlen)`

IN	<code>errorcode</code>	Error code returned by an MPI routine
OUT	<code>string</code>	Text that corresponds to the <code>errorcode</code>
OUT	<code>resultlen</code>	Length (in printable characters) of the result returned in <code>string</code>

`int MPI_Error_string(int errorcode, char *string, int *resultlen)`

`MPI_ERROR_STRING(ERRORCODE, STRING, RESULTLEN, IERROR)`

INTEGER ERRORCODE, RESULTLEN, IERROR

CHARACTER*(*) STRING

Returns the error string associated with an error code or class. The argument `string` must represent storage that is at least `MPI_MAX_ERROR_STRING` characters long.

The number of characters actually written is returned in the output argument, `resultlen`.

Rationale. The form of this function was chosen to make the Fortran and C bindings similar. A version that returns a pointer to a string has two difficulties. First, the return string must be statically allocated and different for each error message (allowing the pointers returned by successive calls to `MPI_ERROR_STRING` to point to the correct message). Second, in Fortran, a function declared as returning `CHARACTER*(*)` can not be referenced in, for example, a `PRINT` statement. (*End of rationale.*)

7.3 Error codes and classes

The error codes returned by MPI are left entirely to the implementation (with the exception of `MPI_SUCCESS`). This is done to allow an implementation to provide as much information as possible in the error code (for use with `MPI_ERROR_STRING`).

To make it possible for an application to interpret an error code, the routine `MPI_ERROR_CLASS` converts any error code into one of a small set of standard error codes, called *error classes*. Valid error classes include

1	MPI_SUCCESS	No error
2	MPI_ERR_BUFFER	Invalid buffer pointer
3	MPI_ERR_COUNT	Invalid count argument
4	MPI_ERR_TYPE	Invalid datatype argument
5	MPI_ERR_TAG	Invalid tag argument
6	MPI_ERR_COMM	Invalid communicator
7	MPI_ERR_RANK	Invalid rank
8	MPI_ERR_REQUEST	Invalid request (handle)
9	MPI_ERR_ROOT	Invalid root
10	MPI_ERR_GROUP	Invalid group
11	MPI_ERR_OP	Invalid operation
12	MPI_ERR_TOPOLOGY	Invalid topology
13	MPI_ERR_DIMS	Invalid dimension argument
14	MPI_ERR_ARG	Invalid argument of some other kind
15	MPI_ERR_UNKNOWN	Unknown error
16	MPI_ERR_TRUNCATE	Message truncated on receive
17	MPI_ERR_OTHER	Known error not in this list
18	MPI_ERR_INTERN	Internal MPI (implementation) error
19	MPI_ERR_IN_STATUS	Error code is in status
20	MPI_ERR_PENDING	Pending request
21	MPI_ERR_LASTCODE	Last error code

The error classes are a subset of the error codes: an MPI function may return an error class number; and the function `MPI_ERROR_STRING` can be used to compute the error string associated with an error class. **ADD (source:MPI-2, p. 33):** *An MPI error class is a valid MPI error code. Specifically, the values defined for MPI error classes are valid MPI error codes.*

The error codes satisfy,

$$0 = \text{MPI_SUCCESS} < \text{MPI_ERR}\dots \leq \text{MPI_ERR_LASTCODE}.$$

Rationale. The difference between `MPI_ERR_UNKNOWN` and `MPI_ERR_OTHER` is that `MPI_ERROR_STRING` can return useful information about `MPI_ERR_OTHER`.

Note that `MPI_SUCCESS = 0` is necessary to be consistent with C practice; the separation of error classes and error codes allows us to define the error classes this way. Having a known `LASTCODE` is often a nice sanity check as well. (*End of rationale.*)

```
MPI_ERROR_CLASS( errorcode, errorclass )
```

IN	errorcode	Error code returned by an MPI routine
OUT	errorclass	Error class associated with errorcode

```
int MPI_Error_class(int errorcode, int *errorclass)
```

```
MPI_ERROR_CLASS(ERRORCODE, ERRORCLASS, IERROR)
INTEGER ERRORCODE, ERRORCLASS, IERROR
```

The function `MPI_ERROR_CLASS` maps each standard error code (error class) onto itself.

7.4 Timers and synchronization

MPI defines a timer. A timer is specified even though it is not “message-passing,” because timing parallel programs is important in “performance debugging” and because existing timers (both in POSIX 1003.1-1988 and 1003.4D 14.1 and in Fortran 90) are either inconvenient or do not provide adequate access to high-resolution timers.

`MPI_WTIME()`

```
double MPI_Wtime(void)
```

```
DOUBLE PRECISION MPI_WTIME()
```

`MPI_WTIME` returns a floating-point number of seconds, representing elapsed wall-clock time since some time in the past.

The “time in the past” is guaranteed not to change during the life of the process. The user is responsible for converting large numbers of seconds to other units if they are preferred.

This function is portable (it returns seconds, not “ticks”), it allows high-resolution, and carries no unnecessary baggage. One would use it like this:

```
{
    double starttime, endtime;
    starttime = MPI_Wtime();
    .... stuff to be timed ...
    endtime   = MPI_Wtime();
    printf("That took %f seconds\n",endtime-starttime);
}
```

The times returned are local to the node that called them. There is no requirement that different nodes return “the same time.” (But see also the discussion of `MPI_WTIME_IS_GLOBAL`).

`MPI_WTICK()`

```
double MPI_Wtick(void)
```

```
DOUBLE PRECISION MPI_WTICK()
```

`MPI_WTICK` returns the resolution of `MPI_WTIME` in seconds. That is, it returns, as a double precision value, the number of seconds between successive clock ticks. For example, if the clock is implemented by the hardware as a counter that is incremented every millisecond, the value returned by `MPI_WTICK` should be 10^{-3} .

7.5 Startup

One goal of MPI is to achieve *source code portability*. By this we mean that a program written using MPI and complying with the relevant language standards is portable as written, and must not require any source code changes when moved from one system to another. This explicitly does *not* say anything about how an MPI program is started or launched from

1 the command line, nor what the user must do to set up the environment in which an MPI
 2 program will run. However, an implementation may require some setup to be performed
 3 before other MPI routines may be called. To provide for this, MPI includes an initialization
 4 routine MPI_INIT.

5
 6
 7 MPI_INIT()

8 int MPI_Init(int *argc, char ***argv)

9
 10 MPI_INIT(IERROR)

11 INTEGER IERROR

12
 13 This routine must be called before any other MPI routine. It must be called at most
 14 once; subsequent calls are erroneous (see MPI_INITIALIZED).

15 All MPI programs must contain a call to MPI_INIT; this routine must be called before
 16 any other MPI routine (apart from MPI_INITIALIZED) is called. The version for ANSI C
 17 accepts the argc and argv that are provided by the arguments to main:

18 int main(argc, argv)

19 int argc;

20 char **argv;

21 {

22 MPI_Init(&argc, &argv);

23
 24 /* parse arguments */

25 /* main program */

26
 27 MPI_Finalize(); /* see below */

28 }
 29

30 The Fortran version takes only IERROR.

31 An MPI implementation is free to require that the arguments in the C binding must
 32 be the arguments to main.

33
 34 *Rationale.* The command line arguments are provided to MPI_Init to allow an MPI
 35 implementation to use them in initializing the MPI environment. They are passed by
 36 reference to allow an MPI implementation to *provide* them in environments where the
 37 command-line arguments are not provided to main. (*End of rationale.*)

38
 39
 40 MPI_FINALIZE()

41
 42 int MPI_Finalize(void)

43 MPI_FINALIZE(IERROR)

44 INTEGER IERROR

45
 46 This routine cleans up all MPI state. **CHANGE (source:MPI-2, p. 22):** *Once*
 47 *this routine is called, no MPI routine (even MPI_INIT) may be called. The user must en-*
 48 *sure that all pending communications involving a process completes before the process calls*

MPI_FINALIZE. INTO: Each process must call `MPI_FINALIZE` before it exits. Unless there has been a call to `MPI_ABORT`, each process must ensure that all pending non-blocking communications are (locally) complete before calling `MPI_FINALIZE`. Further, at the instant at which the last process calls `MPI_FINALIZE`, all pending sends must be matched by a receive, and all pending receives must be matched by a send.

For example, the following program is correct:

```

Process 0                Process 1
-----                -----
MPI_Init();              MPI_Init();
MPI_Send(dest=1);        MPI_Recv(src=0);
MPI_Finalize();          MPI_Finalize();

```

Without the matching receive, the program is erroneous:

```

Process 0                Process 1
-----                -----
MPI_Init();              MPI_Init();
MPI_Send (dest=1);       MPI_Finalize();
MPI_Finalize();          MPI_Finalize();

```

A successful return from a blocking communication operation or from `MPI_WAIT` or `MPI_TEST` tells the user that the buffer can be reused and means that the communication is completed by the user, but does not guarantee that the local process has no more work to do. A successful return from `MPI_REQUEST_FREE` with a request handle generated by an `MPI_ISEND` nullifies the handle but provides no assurance of operation completion. The `MPI_ISEND` is complete only when it is known by some means that a matching receive has completed. `MPI_FINALIZE` guarantees that all local actions required by communications the user has completed will, in fact, occur before it returns.

`MPI_FINALIZE` guarantees nothing about pending communications that have not been completed (completion is assured only by `MPI_WAIT`, `MPI_TEST`, or `MPI_REQUEST_FREE` combined with some other verification of completion).

Example 7.1 This program is correct:

```

rank 0                    rank 1
=====
...
MPI_Isend();              MPI_Recv();
MPI_Request_free();       MPI_Barrier();
MPI_Barrier();           MPI_Finalize();
MPI_Finalize();          exit();
exit();

```

Example 7.2 This program is erroneous and its behavior is undefined:

```

rank 0                    rank 1
=====
...
MPI_Isend();              MPI_Recv();

```

```

1 MPI_Request_free();           MPI_Finalize();
2 MPI_Finalize();              exit();
3 exit();
4

```

If no MPI_BUFFER_DETACH occurs between an MPI_BSEND (or other buffered send) and MPI_FINALIZE, the MPI_FINALIZE implicitly supplies the MPI_BUFFER_DETACH.

Example 7.3 This program is correct, and after the MPI_Finalize, it is as if the buffer had been detached.

```

10 rank 0                               rank 1
11 =====
12
13 ...                                  ...
14 buffer = malloc(1000000);           MPI_Recv();
15 MPI_Buffer_attach();                 MPI_Finalize();
16 MPI_Bsend();                          exit();
17 MPI_Finalize();
18 free(buffer);
19 exit();
20

```

Example 7.4 In this example, MPI_Iprobe() must return a FALSE flag. MPI_Test_cancelled() must return a TRUE flag, independent of the relative order of execution of MPI_Cancel() in process 0 and MPI_Finalize() in process 1.

The MPI_Iprobe() call is there to make sure the implementation knows that the “tag1” message exists at the destination, without being able to claim that the user knows about it.

```

28 rank 0                               rank 1
29 =====
30 MPI_Init();                          MPI_Init();
31 MPI_Isend(tag1);                      MPI_Barrier();
32 MPI_Barrier();                        MPI_Iprobe(tag2);
33                                         MPI_Barrier();
34 MPI_Barrier();                        MPI_Finalize();
35                                         exit();
36
37 MPI_Cancel();
38 MPI_Wait();
39 MPI_Test_cancelled();
40 MPI_Finalize();
41 exit();
42
43

```

Advice to implementors. An implementation may need to delay the return from MPI_FINALIZE until all potential future message cancellations have been processed. One possible solution is to place a barrier inside MPI_FINALIZE (*End of advice to implementors.*)

Once `MPI_FINALIZE` returns, no MPI routine (not even `MPI_INIT`) may be called, except for `MPI_GET_VERSION`, `MPI_INITIALIZED`, and the MPI-2 function `MPI_FINALIZED`. Each process must complete any pending communication it initiated before it calls `MPI_FINALIZE`. If the call returns, each process may continue local computations, or exit, without participating in further MPI communication with other processes. `MPI_FINALIZE` is collective on `MPI_COMM_WORLD`.

Advice to implementors. Even though a process has completed all the communication it initiated, such communication may not yet be completed from the viewpoint of the underlying MPI system. E.g., a blocking send may have completed, even though the data is still buffered at the sender. The MPI implementation must ensure that a process has completed any involvement in MPI communication before `MPI_FINALIZE` returns. Thus, if a process exits after the call to `MPI_FINALIZE`, this will not cause an ongoing communication to fail. (*End of advice to implementors.*)

Although it is not required that all processes return from `MPI_FINALIZE`, it is required that at least process 0 in `MPI_COMM_WORLD` return, so that users can know that the MPI portion of the computation is over. In addition, in a POSIX environment, they may desire to supply an exit code for each process that returns from `MPI_FINALIZE`.

Example 7.5 The following illustrates the use of requiring that at least one process return and that it be known that process 0 is one of the processes that return. One wants code like the following to work no matter how many processes return.

```

...
MPI_Comm_rank(MPI_COMM_WORLD, &myrank);
...
MPI_Finalize();
if (myrank == 0) {
    resultfile = fopen("outfile","w");
    dump_results(resultfile);
    fclose(resultfile);
}
exit(0);

```

`MPI_INITIALIZED(flag)`

OUT flag Flag is true if `MPI_INIT` has been called and false otherwise.

`int MPI_Initialized(int *flag)`

`MPI_INITIALIZED(FLAG, IERROR)`

LOGICAL FLAG
INTEGER IERROR

This routine may be used to determine whether `MPI_INIT` has been called. **ADD (source:MPI-2, p. 22):** `MPI_INITIALIZED` returns true if the calling process has called

1 MPI_INIT. *Whether MPI_FINALIZE has been called does not affect the behavior of MPI_INITIALIZED.*
 2 **CHANGE (source:MPI-2, p. 21/22, rewording due to addition of MPI_GET_VERSION):** *It*
 3 *is the only routine that may be called before MPI_INIT is called.* **INTO:** It is one of the few
 4 routines that may be called before MPI_INIT is called.

5
 6
 7 MPI_ABORT(comm, errorcode)

8 IN comm communicator of tasks to abort
 9 IN errorcode error code to return to invoking environment

10
 11
 12 int MPI_Abort(MPI_Comm comm, int errorcode)

13 MPI_ABORT(COMM, ERRORCODE, IERROR)
 14 INTEGER COMM, ERRORCODE, IERROR

15
 16 This routine makes a “best attempt” to abort all tasks in the group of comm. This
 17 function does not require that the invoking environment take any action with the error
 18 code. However, a Unix or POSIX environment should handle this as a **return errorcode**
 19 from the main program **DELETE (source:MPI-1.2 errata, Ballot4, item 15.a):** *or an*
 20 *abort(errorcode).*

21 **CHANGE (source:Errata for MPI-1.1, p. 8, l. 26-35):** *MPI implementations are re-*
 22 *quired to define the behavior of MPI_ABORT at least for a comm of MPI_COMM_WORLD. MPI*
 23 *implementations may ignore the comm argument and act as if the comm was MPI_COMM_WORLD.*

24 **INTO:** It may not be possible for an MPI implementation to abort only the processes rep-
 25 resented by comm if this is a subset of the processes. In this case, the MPI implementation
 26 should attempt to abort all the connected processes but should not abort any unconnected
 27 processes. If no processes were spawned, accepted or connected then this has the effect of
 28 aborting all the processes associated with MPI_COMM_WORLD.

29
 30 *Rationale.* The communicator argument is provided to allow for future extensions
 31 of MPI to environments with, for example, dynamic process management. In par-
 32 ticular, it allows but does not require an MPI implementation to abort a subset of
 33 MPI_COMM_WORLD. (*End of rationale.*)

34 **ADD (source:MPI-1.2 errata, Ballot4, item 15.b):** **ADD (source:Advice to Users**
 35 **and Advice to Implementors):**

36
 37 *Advice to users.* Whether the errorcode is returned from the executable or from the
 38 MPI process startup mechanism (e.g., mpiexec), is an aspect of quality of the MPI
 39 library but not mandatory. (*End of advice to users.*)

40
 41 *Advice to implementors.* Where possible, a high quality implementation will try
 42 to return the errorcode from the MPI process startup mechanism (e.g. mpiexec or
 43 singleton init). (*End of advice to implementors.*)

44
 45
 46
 47
 48

Chapter 8

Profiling Interface

8.1 Requirements

To meet the MPI profiling interface, an implementation of the MPI functions *must*

1. provide a mechanism through which all of the MPI defined functions may be accessed with a name shift. Thus all of the MPI functions (which normally start with the prefix “MPI_”) should also be accessible with the prefix “PMPI_”.
2. ensure that those MPI functions which are not replaced may still be linked into an executable image without causing name clashes.
3. document the implementation of different language bindings of the MPI interface if they are layered on top of each other, so that the profiler developer knows whether she must implement the profile interface for each binding, or can economise by implementing it only for the lowest level routines.
4. where the implementation of different language bindings is **DELETE (source:MPI-2, p. 33)**: *is* done through a layered approach (e.g. the Fortran binding is a set of “wrapper” functions which call the C implementation), ensure that these wrapper functions are separable from the rest of the library.

This is necessary to allow a separate profiling library to be correctly implemented, since (at least with Unix linker semantics) the profiling library must contain these wrapper functions if it is to perform as expected. This requirement allows the person who builds the profiling library to extract these functions from the original MPI library and add them into the profiling library without bringing along any other unnecessary code.

5. provide a no-op routine MPI_PCONTROL in the MPI library.

8.2 Discussion

The objective of the MPI profiling interface is to ensure that it is relatively easy for authors of profiling (and other similar) tools to interface their codes to MPI implementations on different machines.

Since MPI is a machine independent standard with many different implementations, it is unreasonable to expect that the authors of profiling tools for MPI will have access to

1 the source code which implements MPI on any particular machine. It is therefore necessary
 2 to provide a mechanism by which the implementors of such tools can collect whatever
 3 performance information they wish *without* access to the underlying implementation.

4 We believe that having such an interface is important if MPI is to be attractive to end
 5 users, since the availability of many different tools will be a significant factor in attracting
 6 users to the MPI standard.

7 The profiling interface is just that, an interface. It says *nothing* about the way in which
 8 it is used. There is therefore no attempt to lay down what information is collected through
 9 the interface, or how the collected information is saved, filtered, or displayed.

10 While the initial impetus for the development of this interface arose from the desire to
 11 permit the implementation of profiling tools, it is clear that an interface like that specified
 12 may also prove useful for other purposes, such as “internetworking” multiple MPI imple-
 13 mentations. Since all that is defined is an interface, there is no objection to its being used
 14 wherever it is useful.

15 As the issues being addressed here are intimately tied up with the way in which ex-
 16 ecutable images are built, which may differ greatly on different machines, the examples
 17 given below should be treated solely as one way of implementing the objective of the MPI
 18 profiling interface. The actual requirements made of an implementation are those detailed
 19 in the Requirements section above, the whole of the rest of this chapter is only present as
 20 justification and discussion of the logic for those requirements.

21 The examples below show one way in which an implementation could be constructed
 22 to meet the requirements on a Unix system (there are doubtless others which would be
 23 equally valid).

25 8.3 Logic of the design

27 Provided that an MPI implementation meets the requirements above, it is possible for the
 28 implementor of the profiling system to intercept all of the MPI calls which are made by
 29 the user program. She can then collect whatever information she requires before calling
 30 the underlying MPI implementation (through its name shifted entry points) to achieve the
 31 desired effects.

33 8.3.1 Miscellaneous control of profiling

35 There is a clear requirement for the user code to be able to control the profiler dynamically
 36 at run time. This is normally used for (at least) the purposes of

- 37 • Enabling and disabling profiling depending on the state of the calculation.
- 38 • Flushing trace buffers at non-critical points in the calculation
- 39 • Adding user events to a trace file.

41 These requirements are met by use of the MPI_PCONTROL.

44 MPI_PCONTROL(level, ...)

46 IN level Profiling level

48 int MPI_Pcontrol(const int level, ...)

CHANGE (source:MPI-2, p. 33):*capitalize argument* MPI_PCONTROL(LEVEL) 1

INTEGER LEVEL, ... 2

MPI libraries themselves make no use of this routine, and simply return immediately 3
to the user code. However the presence of calls to this routine allows a profiling package to 4
be explicitly called by the user. 5

Since MPI has no control of the implementation of the profiling code, we are unable 6
to specify precisely the semantics which will be provided by calls to MPI_PCONTROL. This 7
vagueness extends to the number of arguments to the function, and their datatypes. 8

However to provide some level of portability of user codes to different profiling libraries, 9
we request the following meanings for certain values of level. 10

- level==0 Profiling is disabled. 11
- level==1 Profiling is enabled at a normal default level of detail. 12
- level==2 Profile buffers are flushed. (This may be a no-op in some profilers). 13
- All other values of level have profile library defined effects and additional arguments. 14

We also request that the default state after MPI_INIT has been called is for profiling 15
to be enabled at the normal default level. (i.e. as if MPI_PCONTROL had just been called 16
with the argument 1). This allows users to link with a profiling library and obtain profile 17
output without having to modify their source code at all. 18

The provision of MPI_PCONTROL as a no-op in the standard MPI library allows them 19
to modify their source code to obtain more detailed profiling information, but still be able 20
to link exactly the same code against the standard MPI library. 21

8.4 Examples 22

8.4.1 Profiler implementation 23

Suppose that the profiler wishes to accumulate the total amount of data sent by the 24
MPI_SEND function, along with the total elapsed time spent in the function. This could 25
trivially be achieved thus 26

```
static int totalBytes; 27
static double totalTime; 28

int MPI_SEND(void * buffer, const int count, MPI_Datatype datatype, 29
             int dest, int tag, MPI_comm comm) 30
{
    double tstart = MPI_Wtime(); /* Pass on all the arguments */ 31
    int extent; 32
    int result = PMPI_Send(buffer, count, datatype, dest, tag, comm); 33

    MPI_Type_size(datatype, &extent); /* Compute size */ 34
    totalBytes += count*extent; 35

    totalTime += MPI_Wtime() - tstart; /* and time */ 36
}
```

```

1
2     return result;
3 }

```

8.4.2 MPI library implementation

On a Unix system, in which the MPI library is implemented in C, then there are various possible options, of which two of the most obvious are presented here. Which is better depends on whether the linker and compiler support weak symbols.

Systems with weak symbols

If the compiler and linker support weak external symbols (e.g. Solaris 2.x, other system V.4 machines), then only a single library is required through the use of `#pragma weak` thus

```

15 #pragma weak MPI_Example = PMPI_Example
16
17 int PMPI_Example(/* appropriate args */)
18 {
19     /* Useful content */
20 }

```

The effect of this `#pragma` is to define the external symbol `MPI_Example` as a weak definition. This means that the linker will not complain if there is another definition of the symbol (for instance in the profiling library), however if no other definition exists, then the linker will use the weak definition.

Systems without weak symbols

In the absence of weak symbols then one possible solution would be to use the C macro pre-processor thus

```

31 #ifndef PROFILELIB
32 #   ifdef __STDC__
33 #       define FUNCTION(name) P##name
34 #   else
35 #       define FUNCTION(name) P/**/name
36 #   endif
37 #else
38 #   define FUNCTION(name) name
39 #endif

```

Each of the user visible functions in the library would then be declared thus

```

43 int FUNCTION(MPI_Example)(/* appropriate args */)
44 {
45     /* Useful content */
46 }

```

The same source file can then be compiled to produce both versions of the library, depending on the state of the `PROFILELIB` macro symbol.

It is required that the standard MPI library be built in such a way that the inclusion of MPI functions can be achieved one at a time. This is a somewhat unpleasant requirement, since it may mean that each external function has to be compiled from a separate file. However this is necessary so that the author of the profiling library need only define those MPI functions which she wishes to intercept, references to any others being fulfilled by the normal MPI library. Therefore the link step can look something like this

```
% cc ... -lmyprof -lpmpi -lmpi
```

Here `libmyprof.a` contains the profiler functions which intercept some of the MPI functions. `libpmpi.a` contains the “name shifted” MPI functions, and `libmpi.a` contains the normal definitions of the MPI functions.

8.4.3 Complications

Multiple counting

Since parts of the MPI library may themselves be implemented using more basic MPI functions (e.g. a portable implementation of the collective operations implemented using point to point communications), there is potential for profiling functions to be called from within an MPI function which was called from a profiling function. This could lead to “double counting” of the time spent in the inner routine. Since this effect could actually be useful under some circumstances (e.g. it might allow one to answer the question “How much time is spent in the point to point routines when they’re called from collective functions ?”), we have decided not to enforce any restrictions on the author of the MPI library which would overcome this. Therefore the author of the profiling library should be aware of this problem, and guard against it herself. In a single threaded world this is easily achieved through use of a static variable in the profiling code which remembers if you are already inside a profiling routine. It becomes more complex in a multi-threaded environment (as does the meaning of the times recorded !)

Linker oddities

The Unix linker traditionally operates in one pass : the effect of this is that functions from libraries are only included in the image if they are needed at the time the library is scanned. When combined with weak symbols, or multiple definitions of the same function, this can cause odd (and unexpected) effects.

Consider, for instance, an implementation of MPI in which the Fortran binding is achieved by using wrapper functions on top of the C implementation. The author of the profile library then assumes that it is reasonable only to provide profile functions for the C binding, since Fortran will eventually call these, and the cost of the wrappers is assumed to be small. However, if the wrapper functions are not in the profiling library, then none of the profiled entry points will be undefined when the profiling library is called. Therefore none of the profiling code will be included in the image. When the standard MPI library is scanned, the Fortran wrappers will be resolved, and will also pull in the base versions of the MPI functions. The overall effect is that the code will link successfully, but will not be profiled.

1 To overcome this we must ensure that the Fortran wrapper functions are included in
2 the profiling version of the library. We ensure that this is possible by requiring that these
3 be separable from the rest of the base MPI library. This allows them to be aared out of the
4 base library and into the profiling one.

6 8.5 Multiple levels of interception

8 The scheme given here does not directly support the nesting of profiling functions, since it
9 provides only a single alternative name for each MPI function. Consideration was given to
10 an implementation which would allow multiple levels of call interception, however we were
11 unable to construct an implementation of this which did not have the following disadvan-
12 tages

- 14 • assuming a particular implementation language.
- 16 • imposing a run time cost even when no profiling was taking place.

17 Since one of the objectives of MPI is to permit efficient, low latency implementations, and
18 it is not the business of a standard to require a particular implementation language, we
19 decided to accept the scheme outlined above.

20 Note, however, that it is possible to use the scheme above to implement a multi-level
21 system, since the function called by the user may call many different profiling functions
22 before calling the underlying MPI function.

23 Unfortunately such an implementation may require more cooperation between the dif-
24 ferent profiling libraries than is required for the single level implementation detailed above.

1
2
3
4
5
6
7
8
9
10
11
12
13
14
15
16
17
18
19
20
21
22
23
24
25
26
27
28
29
30
31
32
33
34
35
36
37
38
39
40
41
42
43
44
45
46
47
48

Bibliography

- [1] V. Bala and S. Kipnis. Process groups: a mechanism for the coordination of and communication among processes in the Venus collective communication library. Technical report, IBM T. J. Watson Research Center, October 1992. Preprint. [1.1](#)
- [2] V. Bala, S. Kipnis, L. Rudolph, and Marc Snir. Designing efficient, scalable, and portable collective communication libraries. Technical report, IBM T. J. Watson Research Center, October 1992. Preprint. [1.1](#)
- [3] Purushotham V. Bangalore, Nathan E. Doss, and Anthony Skjellum. MPI++: Issues and Features. In *OON-SKI '94*, page in press, 1994. [5.1](#)
- [4] A. Beguelin, J. Dongarra, A. Geist, R. Manchek, and V. Sunderam. Visualization and debugging in a heterogeneous environment. *IEEE Computer*, 26(6):88–95, June 1993. [1.1](#)
- [5] Luc Bomans and Rolf Hempel. The Argonne/GMD macros in FORTRAN for portable parallel programming and their implementation on the Intel iPSC/2. *Parallel Computing*, 15:119–132, 1990. [1.1](#), [6.2](#)
- [6] R. Butler and E. Lusk. User’s guide to the p4 programming system. Technical Report TM-ANL-92/17, Argonne National Laboratory, 1992. [1.1](#)
- [7] Ralph Butler and Ewing Lusk. Monitors, messages, and clusters: the p4 parallel programming system. *Journal of Parallel Computing*, 1994. to appear (Also Argonne National Laboratory Mathematics and Computer Science Division preprint P362-0493). [1.1](#)
- [8] Robin Calkin, Rolf Hempel, Hans-Christian Hoppe, and Peter Wypior. Portable programming with the parmacs message-passing library. *Parallel Computing, Special issue on message-passing interfaces*, to appear. [1.1](#), [6.2](#)
- [9] S. Chittor and R. J. Enbody. Performance evaluation of mesh-connected wormhole-routed networks for interprocessor communication in multicomputers. In *Proceedings of the 1990 Supercomputing Conference*, pages 647–656, 1990. [6.1](#)
- [10] S. Chittor and R. J. Enbody. Predicting the effect of mapping on the communication performance of large multicomputers. In *Proceedings of the 1991 International Conference on Parallel Processing, vol. II (Software)*, pages II-1 – II-4, 1991. [6.1](#)
- [11] J. Dongarra, A. Geist, R. Manchek, and V. Sunderam. Integrated PVM framework supports heterogeneous network computing. *Computers in Physics*, 7(2):166–75, April 1993. [1.1](#)

- [12] J. J. Dongarra, R. Hempel, A. J. G. Hey, and D. W. Walker. A proposal for a user-level, message passing interface in a distributed memory environment. Technical Report TM-12231, Oak Ridge National Laboratory, February 1993. [1.1](#)
- [13] Nathan Doss, William Gropp, Ewing Lusk, and Anthony Skjellum. A model implementation of MPI. Technical report, Argonne National Laboratory, 1993. [1.3](#)
- [14] Edinburgh Parallel Computing Centre, University of Edinburgh. *CHIMP Concepts*, June 1991. [1.1](#)
- [15] Edinburgh Parallel Computing Centre, University of Edinburgh. *CHIMP Version 1.0 Interface*, May 1992. [1.1](#)
- [16] D. Feitelson. Communicators: Object-based multiparty interactions for parallel programming. Technical Report 91-12, Dept. Computer Science, The Hebrew University of Jerusalem, November 1991. [5.1.2](#)
- [17] Hubertus Franke, Peter Hochschild, Pratap Pattnaik, and Marc Snir. An efficient implementation of MPI. In *1994 International Conference on Parallel Processing*, 1994. [1.3](#)
- [18] G. A. Geist, M. T. Heath, B. W. Peyton, and P. H. Worley. A user's guide to PICL: a portable instrumented communication library. Technical Report TM-11616, Oak Ridge National Laboratory, October 1990. [1.1](#)
- [19] William D. Gropp and Barry Smith. Chameleon parallel programming tools users manual. Technical Report ANL-93/23, Argonne National Laboratory, March 1993. [1.1](#)
- [20] O. Krämer and H. Mühlenbein. Mapping strategies in message-based multiprocessor systems. *Parallel Computing*, 9:213–225, 1989. [6.1](#)
- [21] nCUBE Corporation. *nCUBE 2 Programmers Guide, r2.0*, December 1990. [1.1](#)
- [22] Parasoft Corporation, Pasadena, CA. *Express User's Guide*, version 3.2.5 edition, 1992. [1.1](#), [6.4](#)
- [23] Paul Pierce. The NX/2 operating system. In *Proceedings of the Third Conference on Hypercube Concurrent Computers and Applications*, pages 384–390. ACM Press, 1988. [1.1](#)
- [24] A. Skjellum and A. Leung. Zipcode: a portable multicomputer communication library atop the reactive kernel. In D. W. Walker and Q. F. Stout, editors, *Proceedings of the Fifth Distributed Memory Concurrent Computing Conference*, pages 767–776. IEEE Press, 1990. [1.1](#), [5.1.2](#)
- [25] A. Skjellum, S. Smith, C. Still, A. Leung, and M. Morari. The Zipcode message passing system. Technical report, Lawrence Livermore National Laboratory, September 1992. [1.1](#)
- [26] Anthony Skjellum, Nathan E. Doss, and Purushotham V. Bangalore. Writing Libraries in MPI. In Anthony Skjellum and Donna S. Reese, editors, *Proceedings of the Scalable Parallel Libraries Conference*, pages 166–173. IEEE Computer Society Press, October 1993. [5.1](#)

- 1 [27] Anthony Skjellum, Steven G. Smith, Nathan E. Doss, Alvin P . Leung, and Manfred
2 Morari. The Design and Evolution of Zipcode. *Parallel Computing*, 1994. (Invited
3 Paper, to appear in Special Issue on Message Passing). [5.1.2](#)
4
- 5 [28] Anthony Skjellum, Steven G. Smith, Nathan E. Doss, Charles H. Still, Alvin P. Le-
6 ung, and Manfred Morari. Zipcode: A Portable Communication Layer for High Per-
7 formance Multicomputing. Technical Report UCRL-JC-106725 (revised 9/92, 12/93,
8 4/94), Lawrence Livermore National Laboratory, March 1991. To appear in *Concur-*
9 *rency: Practice & Experience*. [5.5.6](#)
- 10 [29] D. Walker. Standards for message passing in a distributed memory environment. Tech-
11 nical Report TM-12147, Oak Ridge National Laboratory, August 1992. [1.1](#)
12
13
14
15
16
17
18
19
20
21
22
23
24
25
26
27
28
29
30
31
32
33
34
35
36
37
38
39
40
41
42
43
44
45
46
47
48

Annex A

Language Binding

A.1 Introduction

In this section we summarize the specific bindings for both Fortran and C. We present first the C bindings, then the Fortran bindings. Listings are alphabetical within chapter.

A.2 Defined Constants for C and Fortran

These are required defined constants, to be defined in the files `mpi.h` (for C) and `mpif.h` (for Fortran).

CHANGE (source:MPI-2, p. 33):*MPI_PENDING into MPI_ERR_PENDING*

CHANGE (source:MPI-2, p. 33):*move MPI_DOUBLE_COMPLEX to correct section*

CHANGE (source:MPI-2, p. 33):*add etc. to optional datatype sections*

CHANGE (source:MPI-2, p. 33):*add predefined functions in C and Fortran to the very end*

CHANGE (source:MPI-2, p. 34):*MPI_Errhandler to handles to assorted structures (C)*

CHANGE (source:MPI-2, p. 34):*FUNCTION → SUBROUTINE and arguments*

CHANGE (source:MPI-2, p. 34):*COPY_FUNCTION: PROCEDURE → SUBROUTINE*

CHANGE (source:MPI-2, p. 34):*DELETE_FUNCTION: PROCEDURE → SUBROUTINE*

ADD (source:MPI-2, p. 34): **ADD (source:Fortran error handlerfunction**

): **CHANGE (source:MPI-2, p. 35):***get rid of obligatory int in MPI_Wtime and MPI_Wtime*

```
/* return codes (both C and Fortran) */
```

```
MPI_SUCCESS
```

```
MPI_ERR_BUFFER
```

```
MPI_ERR_COUNT
```

```
MPI_ERR_TYPE
```

```
MPI_ERR_TAG
```

```
MPI_ERR_COMM
```

```
MPI_ERR_RANK
```

```
MPI_ERR_REQUEST
```

```
MPI_ERR_ROOT
```

```
MPI_ERR_GROUP
```

```
MPI_ERR_OP
```

```
MPI_ERR_TOPOLOGY
```

```
1  MPI_ERR_DIMS
2  MPI_ERR_ARG
3  MPI_ERR_UNKNOWN
4  MPI_ERR_TRUNCATE
5  MPI_ERR_OTHER
6  MPI_ERR_INTERN
7  MPI_ERR_PENDING
8  MPI_ERR_IN_STATUS
9  MPI_ERR_LASTCODE
10
11 /* assorted constants (both C and Fortran) */
12 MPI_BOTTOM
13 MPI_PROC_NULL
14 MPI_ANY_SOURCE
15 MPI_ANY_TAG
16 MPI_UNDEFINED
17 MPI_BSEND_OVERHEAD
18 MPI_KEYVAL_INVALID
19
20 /* status size and reserved index values (Fortran) */
21 MPI_STATUS_SIZE
22 MPI_SOURCE
23 MPI_TAG
24 MPI_ERROR
25
26 /* Error-handling specifiers (C and Fortran) */
27 MPI_ERRORS_ARE_FATAL
28 MPI_ERRORS_RETURN
29
30 /* Maximum sizes for strings */
31 MPI_MAX_PROCESSOR_NAME
32 MPI_MAX_ERROR_STRING
33
34 /* elementary datatypes (C) */
35 MPI_CHAR
36 MPI_SHORT
37 MPI_INT
38 MPI_LONG
39 MPI_UNSIGNED_CHAR
40 MPI_UNSIGNED_SHORT
41 MPI_UNSIGNED
42 MPI_UNSIGNED_LONG
43 MPI_FLOAT
44 MPI_DOUBLE
45 MPI_LONG_DOUBLE
46 MPI_BYTE
47 MPI_PACKED
48
```

```
1
2
3  /* elementary datatypes (Fortran) */
4  MPI_INTEGER
5  MPI_REAL
6  MPI_DOUBLE_PRECISION
7  MPI_COMPLEX
8  MPI_LOGICAL
9  MPI_CHARACTER
10 MPI_BYTE
11 MPI_PACKED
12
13 /* datatypes for reduction functions (C) */
14 MPI_FLOAT_INT
15 MPI_DOUBLE_INT
16 MPI_LONG_INT
17 MPI_2INT
18 MPI_SHORT_INT
19 MPI_LONG_DOUBLE_INT
20
21 /* datatypes for reduction functions (Fortran) */
22 MPI_2REAL
23 MPI_2DOUBLE_PRECISION
24 MPI_2INTEGER
25
26 /* optional datatypes (Fortran) */
27 MPI_DOUBLE_COMPLEX
28 MPI_INTEGER1
29 MPI_INTEGER2
30 MPI_INTEGER4
31 MPI_REAL2
32 MPI_REAL4
33 MPI_REAL8
34 etc.
35
36 /* optional datatypes (C) */
37 MPI_LONG_LONG_INT
38 etc.
39
40 /* special datatypes for constructing derived datatypes
41 MPI_UB
42 MPI_LB
43
44 /* reserved communicators (C and Fortran) */
45 MPI_COMM_WORLD
46 MPI_COMM_SELF
47
48 /* results of communicator and group comparisons */
```

```
1
2 MPI_IDENT
3 MPI_CONGRUENT
4 MPI_SIMILAR
5 MPI_UNEQUAL
6
7 /* environmental inquiry keys (C and Fortran) */
8 MPI_TAG_UB
9 MPI_IO
10 MPI_HOST
11 MPI_WTIME_IS_GLOBAL
12
13 /* collective operations (C and Fortran) */
14 MPI_MAX
15 MPI_MIN
16 MPI_SUM
17 MPI_PROD
18 MPI_MAXLOC
19 MPI_MINLOC
20 MPI_BAND
21 MPI_BOR
22 MPI_BXOR
23 MPI_LAND
24 MPI_LOR
25 MPI_LXOR
26
27 /* Null handles */
28 MPI_GROUP_NULL
29 MPI_COMM_NULL
30 MPI_DATATYPE_NULL
31 MPI_REQUEST_NULL
32 MPI_OP_NULL
33 MPI_ERRHANDLER_NULL
34
35 /* Empty group */
36 MPI_GROUP_EMPTY
37
38 /* topologies (C and Fortran) */
39 MPI_GRAPH
40 MPI_CART
41
42 /* Predefined functions in C and Fortran */
43 MPI_NULL_COPY_FN
44 MPI_NULL_DELETE_FN
45 MPI_DUP_FN
46
47
```

48 The following are defined C type definitions, also included in the file `mpi.h`.

```

/* opaque types (C) */
MPI_Aint
MPI_Status

/* handles to assorted structures (C) */
MPI_Group
MPI_Comm
MPI_Datatype
MPI_Request
MPI_Op
MPI_Errhandler

/* prototypes for user-defined functions (C) */
typedef int MPI_Copy_function(MPI_Comm oldcomm, int keyval,
                             void *extra_state, void *attribute_val_in,
                             void *attribute_val_out, int *flag);
typedef int MPI_Delete_function(MPI_Comm comm, int keyval,
                               void *attribute_val, void *extra_state)
typedef void MPI_Handler_function(MPI_Comm *, int *, ...);
typedef void MPI_User_function( void *invec, void *inoutvec, int *len,
                               MPI_Datatype *datatype);

```

For Fortran, here are examples of how each of the user-defined functions should be declared.

The user-function argument to MPI_OP_CREATE should be declared like this:

```

SUBROUTINE USER_FUNCTION( INVEC, INOUTVEC, LEN, TYPE)
  <type> INVEC(LEN), INOUTVEC(LEN)
  INTEGER LEN, TYPE

```

The copy-function argument to MPI_KEYVAL_CREATE should be declared like this:

```

SUBROUTINE COPY_FUNCTION(OLDCOMM, KEYVAL, EXTRA_STATE,
                        ATTRIBUTE_VAL_IN, ATTRIBUTE_VAL_OUT, FLAG, IERR)
  INTEGER OLDCOMM, KEYVAL, EXTRA_STATE, ATTRIBUTE_VAL_IN,
        ATTRIBUTE_VAL_OUT, IERR
  LOGICAL FLAG

```

The delete-function argument to MPI_KEYVAL_CREATE should be declared like this:

```

SUBROUTINE DELETE_FUNCTION(COMM, KEYVAL, ATTRIBUTE_VAL, EXTRA_STATE, IERR)
  INTEGER COMM, KEYVAL, ATTRIBUTE_VAL, EXTRA_STATE, IERR

```

The handler-function for error handlers should be declared like this:

```

SUBROUTINE HANDLER_FUNCTION(COMM, ERROR_CODE, ..... )
  INTEGER COMM, ERROR_CODE

```


A.3 C bindings for Point-to-Point Communication

These are presented here in the order of their appearance in the chapter.

```
int MPI_Send(void* buf, int count, MPI_Datatype datatype, int dest,
             int tag, MPI_Comm comm)

int MPI_Recv(void* buf, int count, MPI_Datatype datatype, int source,
             int tag, MPI_Comm comm, MPI_Status *status)

int MPI_Get_count(MPI_Status *status, MPI_Datatype datatype, int *count)

int MPI_Bsend(void* buf, int count, MPI_Datatype datatype, int dest,
             int tag, MPI_Comm comm)

int MPI_Ssend(void* buf, int count, MPI_Datatype datatype, int dest,
             int tag, MPI_Comm comm)

int MPI_Rsend(void* buf, int count, MPI_Datatype datatype, int dest,
             int tag, MPI_Comm comm)

int MPI_Buffer_attach( void* buffer, int size)

int MPI_Buffer_detach( void* buffer, int* size)

int MPI_Isend(void* buf, int count, MPI_Datatype datatype, int dest,
             int tag, MPI_Comm comm, MPI_Request *request)

int MPI_Ibsend(void* buf, int count, MPI_Datatype datatype, int dest,
             int tag, MPI_Comm comm, MPI_Request *request)

int MPI_Issend(void* buf, int count, MPI_Datatype datatype, int dest,
             int tag, MPI_Comm comm, MPI_Request *request)

int MPI_Irsend(void* buf, int count, MPI_Datatype datatype, int dest,
             int tag, MPI_Comm comm, MPI_Request *request)

int MPI_Irecv(void* buf, int count, MPI_Datatype datatype, int source,
             int tag, MPI_Comm comm, MPI_Request *request)

int MPI_Wait(MPI_Request *request, MPI_Status *status)

int MPI_Test(MPI_Request *request, int *flag, MPI_Status *status)

int MPI_Request_free(MPI_Request *request)

int MPI_Waitany(int count, MPI_Request *array_of_requests, int *index,
             MPI_Status *status)

int MPI_Testany(int count, MPI_Request *array_of_requests, int *index,
             int *flag, MPI_Status *status)

int MPI_Waitall(int count, MPI_Request *array_of_requests,
             MPI_Status *array_of_statuses)

int MPI_Testall(int count, MPI_Request *array_of_requests, int *flag,
             MPI_Status *array_of_statuses)
```

```

int MPI_Waitsome(int incount, MPI_Request *array_of_requests, int *outcount,
                 int *array_of_indices, MPI_Status *array_of_statuses)
int MPI_Testsome(int incount, MPI_Request *array_of_requests, int *outcount,
                 int *array_of_indices, MPI_Status *array_of_statuses)
int MPI_Iprobe(int source, int tag, MPI_Comm comm, int *flag,
               MPI_Status *status)
int MPI_Probe(int source, int tag, MPI_Comm comm, MPI_Status *status)
int MPI_Cancel(MPI_Request *request)
int MPI_Test_cancelled(MPI_Status *status, int *flag)
int MPI_Send_init(void* buf, int count, MPI_Datatype datatype, int dest,
                  int tag, MPI_Comm comm, MPI_Request *request)
int MPI_Bsend_init(void* buf, int count, MPI_Datatype datatype, int dest,
                  int tag, MPI_Comm comm, MPI_Request *request)
int MPI_Ssend_init(void* buf, int count, MPI_Datatype datatype, int dest,
                  int tag, MPI_Comm comm, MPI_Request *request)
int MPI_Rsend_init(void* buf, int count, MPI_Datatype datatype, int dest,
                  int tag, MPI_Comm comm, MPI_Request *request)
int MPI_Recv_init(void* buf, int count, MPI_Datatype datatype, int source,
                  int tag, MPI_Comm comm, MPI_Request *request)
int MPI_Start(MPI_Request *request)
int MPI_Startall(int count, MPI_Request *array_of_requests)
CHANGE (source:MPI-2, p. 29 / p. 35): int MPI_Sendrecv(void *sendbuf,
               int sendcount, MPI_Datatype sendtype, int dest, int sendtag,
               void *recvbuf, int recvcount, MPI_Datatype recvtype,
               int source, MPI_Datatype recvtag, MPI_Comm comm,
               MPI_Status *status)
INTO: int MPI_Sendrecv(void *sendbuf, int sendcount,
                        MPI_Datatype sendtype, int dest, int sendtag, void *recvbuf,
                        int recvcount, MPI_Datatype recvtype, int source, int recvtag,
                        MPI_Comm comm, MPI_Status *status)
int MPI_Sendrecv_replace(void* buf, int count, MPI_Datatype datatype,
                        int dest, int sendtag, int source, int recvtag, MPI_Comm comm,
                        MPI_Status *status)
int MPI_Type_contiguous(int count, MPI_Datatype oldtype,
                       MPI_Datatype *newtype)
int MPI_Type_vector(int count, int blocklength, int stride,
                   MPI_Datatype oldtype, MPI_Datatype *newtype)
int MPI_Type_hvector(int count, int blocklength, MPI_Aint stride,

```

```

1         MPI_Datatype oldtype, MPI_Datatype *newtype)
2
3 int MPI_Type_indexed(int count, int *array_of_blocklengths,
4         int *array_of_displacements, MPI_Datatype oldtype,
5         MPI_Datatype *newtype)
6
7 int MPI_Type_hindexed(int count, int *array_of_blocklengths,
8         MPI_Aint *array_of_displacements, MPI_Datatype oldtype,
9         MPI_Datatype *newtype)
10
11 int MPI_Type_struct(int count, int *array_of_blocklengths,
12         MPI_Aint *array_of_displacements, MPI_Datatype *array_of_types,
13         MPI_Datatype *newtype)
14
15 int MPI_Address(void* location, MPI_Aint *address)
16
17 int MPI_Type_extent(MPI_Datatype datatype, MPI_Aint *extent)
18
19 int MPI_Type_size(MPI_Datatype datatype, int *size)
20
21 int MPI_Type_lb(MPI_Datatype datatype, MPI_Aint* displacement)
22
23 int MPI_Type_ub(MPI_Datatype datatype, MPI_Aint* displacement)
24
25 int MPI_Type_commit(MPI_Datatype *datatype)
26
27 int MPI_Type_free(MPI_Datatype *datatype)
28
29 int MPI_Get_elements(MPI_Status *status, MPI_Datatype datatype, int *count)
30
31 int MPI_Pack(void* inbuf, int incount, MPI_Datatype datatype, void *outbuf,
32         int outsize, int *position, MPI_Comm comm)
33
34 int MPI_Unpack(void* inbuf, int insize, int *position, void *outbuf,
35         int outcount, MPI_Datatype datatype, MPI_Comm comm)
36
37 int MPI_Pack_size(int incount, MPI_Datatype datatype, MPI_Comm comm,
38         int *size)
39
40

```

A.4 C Bindings for Collective Communication

```

36 int MPI_Barrier(MPI_Comm comm )
37
38 int MPI_Bcast(void* buffer, int count, MPI_Datatype datatype, int root,
39         MPI_Comm comm )
40
41 int MPI_Gather(void* sendbuf, int sendcount, MPI_Datatype sendtype,
42         void* recvbuf, int recvcount, MPI_Datatype recvtype, int root,
43         MPI_Comm comm)
44
45 int MPI_Gatherv(void* sendbuf, int sendcount, MPI_Datatype sendtype,
46         void* recvbuf, int *recvcounts, int *displs,
47         MPI_Datatype recvtype, int root, MPI_Comm comm)
48
49 int MPI_Scatter(void* sendbuf, int sendcount, MPI_Datatype sendtype,

```

```

        void* recvbuf, int recvcount, MPI_Datatype recvtype, int root,
        MPI_Comm comm)
1
2
3
int MPI_Scatterv(void* sendbuf, int *sendcounts, int *displs,
4
5
6
7
8
9
10
11
12
13
14
15
16
17
18
19
20
21
22
23
24
25
26
27
28
29
30
31
32
33
34
35
        void* recvbuf, int recvcount, MPI_Datatype recvtype, int root,
        MPI_Comm comm)
int MPI_Scatterv(void* sendbuf, int *sendcounts, int *displs,
        MPI_Datatype sendtype, void* recvbuf, int recvcount,
        MPI_Datatype recvtype, int root, MPI_Comm comm)
int MPI_Allgather(void* sendbuf, int sendcount, MPI_Datatype sendtype,
        void* recvbuf, int recvcount, MPI_Datatype recvtype,
        MPI_Comm comm)
int MPI_Allgatherv(void* sendbuf, int sendcount, MPI_Datatype sendtype,
        void* recvbuf, int *recvcounts, int *displs,
        MPI_Datatype recvtype, MPI_Comm comm)
int MPI_Alltoall(void* sendbuf, int sendcount, MPI_Datatype sendtype,
        void* recvbuf, int recvcount, MPI_Datatype recvtype,
        MPI_Comm comm)
int MPI_Alltoallv(void* sendbuf, int *sendcounts, int *sdispls,
        MPI_Datatype sendtype, void* recvbuf, int *recvcounts,
        int *rdispls, MPI_Datatype recvtype, MPI_Comm comm)
int MPI_Reduce(void* sendbuf, void* recvbuf, int count,
        MPI_Datatype datatype, MPI_Op op, int root, MPI_Comm comm)
int MPI_Op_create(MPI_User_function *function, int commute, MPI_Op *op)
int MPI_Op_free( MPI_Op *op)
int MPI_Allreduce(void* sendbuf, void* recvbuf, int count,
        MPI_Datatype datatype, MPI_Op op, MPI_Comm comm)
int MPI_Reduce_scatter(void* sendbuf, void* recvbuf, int *recvcounts,
        MPI_Datatype datatype, MPI_Op op, MPI_Comm comm)
int MPI_Scan(void* sendbuf, void* recvbuf, int count,
        MPI_Datatype datatype, MPI_Op op, MPI_Comm comm )

```

A.5 C Bindings for Groups, Contexts, and Communicators

```

int MPI_Group_size(MPI_Group group, int *size)
int MPI_Group_rank(MPI_Group group, int *rank)
int MPI_Group_translate_ranks (MPI_Group group1, int n, int *ranks1,
        MPI_Group group2, int *ranks2)
int MPI_Group_compare(MPI_Group group1, MPI_Group group2, int *result)
int MPI_Comm_group(MPI_Comm comm, MPI_Group *group)
int MPI_Group_union(MPI_Group group1, MPI_Group group2, MPI_Group *newgroup)

```

```
1 int MPI_Group_intersection(MPI_Group group1, MPI_Group group2,
2     MPI_Group *newgroup)
3
4 int MPI_Group_difference(MPI_Group group1, MPI_Group group2,
5     MPI_Group *newgroup)
6
7 int MPI_Group_incl(MPI_Group group, int n, int *ranks, MPI_Group *newgroup)
8
9 int MPI_Group_excl(MPI_Group group, int n, int *ranks, MPI_Group *newgroup)
10
11 int MPI_Group_range_incl(MPI_Group group, int n, int ranges[][3],
12     MPI_Group *newgroup)
13
14 int MPI_Group_range_excl(MPI_Group group, int n, int ranges[][3],
15     MPI_Group *newgroup)
16
17 int MPI_Group_free(MPI_Group *group)
18
19 int MPI_Comm_size(MPI_Comm comm, int *size)
20
21 int MPI_Comm_rank(MPI_Comm comm, int *rank)
22
23 int MPI_Comm_compare(MPI_Comm comm1, MPI_Comm comm2, int *result)
24
25 int MPI_Comm_dup(MPI_Comm comm, MPI_Comm *newcomm)
26
27 int MPI_Comm_create(MPI_Comm comm, MPI_Group group, MPI_Comm *newcomm)
28
29 int MPI_Comm_split(MPI_Comm comm, int color, int key, MPI_Comm *newcomm)
30
31 int MPI_Comm_free(MPI_Comm *comm)
32
33 int MPI_Comm_test_inter(MPI_Comm comm, int *flag)
34
35 int MPI_Comm_remote_size(MPI_Comm comm, int *size)
36
37 int MPI_Comm_remote_group(MPI_Comm comm, MPI_Group *group)
38
39 int MPI_Intercomm_create(MPI_Comm local_comm, int local_leader,
40     MPI_Comm peer_comm, int remote_leader, int tag,
41     MPI_Comm *newintercomm)
42
43 int MPI_Intercomm_merge(MPI_Comm intercomm, int high,
44     MPI_Comm *newintracomm)
45
46 int MPI_Keyval_create(MPI_Copy_function *copy_fn, MPI_Delete_function
47     *delete_fn, int *keyval, void* extra_state)
48
49 int MPI_Keyval_free(int *keyval)
50
51 int MPI_Attr_put(MPI_Comm comm, int keyval, void* attribute_val)
52
53 int MPI_Attr_get(MPI_Comm comm, int keyval, void* attribute_val, int *flag)
54
55 int MPI_Attr_delete(MPI_Comm comm, int keyval)
```

A.6 C Bindings for Process Topologies

```

int MPI_Cart_create(MPI_Comm comm_old, int ndims, int *dims, int *periods,
                   int reorder, MPI_Comm *comm_cart)
int MPI_Dims_create(int nnodes, int ndims, int *dims)
int MPI_Graph_create(MPI_Comm comm_old, int nnodes, int *index, int *edges,
                    int reorder, MPI_Comm *comm_graph)
int MPI_Topo_test(MPI_Comm comm, int *status)
int MPI_Graphdims_get(MPI_Comm comm, int *nnodes, int *nedges)
int MPI_Graph_get(MPI_Comm comm, int maxindex, int maxedges, int *index,
                  int *edges)
int MPI_Cartdim_get(MPI_Comm comm, int *ndims)
int MPI_Cart_get(MPI_Comm comm, int maxdims, int *dims, int *periods,
                 int *coords)
int MPI_Cart_rank(MPI_Comm comm, int *coords, int *rank)
int MPI_Cart_coords(MPI_Comm comm, int rank, int maxdims, int *coords)
int MPI_Graph_neighbors_count(MPI_Comm comm, int rank, int *nneighbors)
int MPI_Graph_neighbors(MPI_Comm comm, int rank, int maxneighbors,
                        int *neighbors)
int MPI_Cart_shift(MPI_Comm comm, int direction, int disp, int *rank_source,
                  int *rank_dest)
int MPI_Cart_sub(MPI_Comm comm, int *remain_dims, MPI_Comm *newcomm)
int MPI_Cart_map(MPI_Comm comm, int ndims, int *dims, int *periods,
                 int *newrank)
int MPI_Graph_map(MPI_Comm comm, int nnodes, int *index, int *edges,
                  int *newrank)

```

A.7 C bindings for Environmental Inquiry

```

int MPI_Get_processor_name(char *name, int *resultlen)
int MPI_Errhandler_create(MPI_Handler_function *function,
                          MPI_Errhandler *errhandler)
int MPI_Errhandler_set(MPI_Comm comm, MPI_Errhandler errhandler)
int MPI_Errhandler_get(MPI_Comm comm, MPI_Errhandler *errhandler)
int MPI_Errhandler_free(MPI_Errhandler *errhandler)
int MPI_Error_string(int errorcode, char *string, int *resultlen)

```

```

1  int MPI_Error_class(int errorcode, int *errorclass)
2
3  double MPI_Wtime(void)
4
5  double MPI_Wtick(void)
6
7  int MPI_Init(int *argc, char ***argv)
8
9  int MPI_Finalize(void)
10
11 int MPI_Initialized(int *flag)
12
13 int MPI_Abort(MPI_Comm comm, int errorcode)
14
15 ADD (source:MPI-2, p. 21): int MPI_Get_version(int *version,
16                                     int *subversion)

```

A.8 C Bindings for Profiling

```

17 int MPI_Pcontrol(const int level, ...)
18
19
20

```

A.9 Fortran Bindings for Point-to-Point Communication

```

21
22 MPI_SEND(BUF, COUNT, DATATYPE, DEST, TAG, COMM, IERROR)
23     <type> BUF(*)
24     INTEGER COUNT, DATATYPE, DEST, TAG, COMM, IERROR
25
26 MPI_RECV(BUF, COUNT, DATATYPE, SOURCE, TAG, COMM, STATUS, IERROR)
27     <type> BUF(*)
28     INTEGER COUNT, DATATYPE, SOURCE, TAG, COMM, STATUS(MPI_STATUS_SIZE),
29     IERROR
30
31 MPI_GET_COUNT(STATUS, DATATYPE, COUNT, IERROR)
32     INTEGER STATUS(MPI_STATUS_SIZE), DATATYPE, COUNT, IERROR
33
34 MPI_BSEND(BUF, COUNT, DATATYPE, DEST, TAG, COMM, IERROR)
35     <type> BUF(*)
36     INTEGER COUNT, DATATYPE, DEST, TAG, COMM, IERROR
37
38 MPI_SSEND(BUF, COUNT, DATATYPE, DEST, TAG, COMM, IERROR)
39     <type> BUF(*)
40     INTEGER COUNT, DATATYPE, DEST, TAG, COMM, IERROR
41
42 MPI_RSEND(BUF, COUNT, DATATYPE, DEST, TAG, COMM, IERROR)
43     <type> BUF(*)
44     INTEGER COUNT, DATATYPE, DEST, TAG, COMM, IERROR
45
46 MPI_BUFFER_ATTACH( BUFFER, SIZE, IERROR)
47     <type> BUFFER(*)
48     INTEGER SIZE, IERROR

```

<type> BUFFER(*)	1
INTEGER SIZE, IERROR	2
MPI_ISEND(BUF, COUNT, DATATYPE, DEST, TAG, COMM, REQUEST, IERROR)	3
<type> BUF(*)	4
INTEGER COUNT, DATATYPE, DEST, TAG, COMM, REQUEST, IERROR	5
MPI_IBSEND(BUF, COUNT, DATATYPE, DEST, TAG, COMM, REQUEST, IERROR)	6
<type> BUF(*)	7
INTEGER COUNT, DATATYPE, DEST, TAG, COMM, REQUEST, IERROR	8
MPI_ISSEND(BUF, COUNT, DATATYPE, DEST, TAG, COMM, REQUEST, IERROR)	9
<type> BUF(*)	10
INTEGER COUNT, DATATYPE, DEST, TAG, COMM, REQUEST, IERROR	11
MPI_IRSEND(BUF, COUNT, DATATYPE, DEST, TAG, COMM, REQUEST, IERROR)	12
<type> BUF(*)	13
INTEGER COUNT, DATATYPE, DEST, TAG, COMM, REQUEST, IERROR	14
MPI_IRECV(BUF, COUNT, DATATYPE, SOURCE, TAG, COMM, REQUEST, IERROR)	15
<type> BUF(*)	16
INTEGER COUNT, DATATYPE, SOURCE, TAG, COMM, REQUEST, IERROR	17
MPI_WAIT(REQUEST, STATUS, IERROR)	18
INTEGER REQUEST, STATUS(MPI_STATUS_SIZE), IERROR	19
MPI_TEST(REQUEST, FLAG, STATUS, IERROR)	20
LOGICAL FLAG	21
INTEGER REQUEST, STATUS(MPI_STATUS_SIZE), IERROR	22
MPI_REQUEST_FREE(REQUEST, IERROR)	23
INTEGER REQUEST, IERROR	24
MPI_WAITANY(COUNT, ARRAY_OF_REQUESTS, INDEX, STATUS, IERROR)	25
INTEGER COUNT, ARRAY_OF_REQUESTS(*), INDEX, STATUS(MPI_STATUS_SIZE),	26
IERROR	27
MPI_TESTANY(COUNT, ARRAY_OF_REQUESTS, INDEX, FLAG, STATUS, IERROR)	28
LOGICAL FLAG	29
INTEGER COUNT, ARRAY_OF_REQUESTS(*), INDEX, STATUS(MPI_STATUS_SIZE),	30
IERROR	31
MPI_WAITALL(COUNT, ARRAY_OF_REQUESTS, ARRAY_OF_STATUSES, IERROR)	32
INTEGER COUNT, ARRAY_OF_REQUESTS(*),	33
ARRAY_OF_STATUSES(MPI_STATUS_SIZE,*), IERROR	34
MPI_TESTALL(COUNT, ARRAY_OF_REQUESTS, FLAG, ARRAY_OF_STATUSES, IERROR)	35
LOGICAL FLAG	36
INTEGER COUNT, ARRAY_OF_REQUESTS(*),	37
ARRAY_OF_STATUSES(MPI_STATUS_SIZE,*), IERROR	38
MPI_WAIT SOME(INCOUNT, ARRAY_OF_REQUESTS, OUTCOUNT, ARRAY_OF_INDICES,	39
ARRAY_OF_STATUSES, IERROR)	40
	41
	42
	43
	44
	45
	46
	47
	48


```
1     INTEGER INCOUNT, ARRAY_OF_REQUESTS(*), OUTCOUNT, ARRAY_OF_INDICES(*),
2     ARRAY_OF_STATUSES(MPI_STATUS_SIZE,*), IERROR
3
4     MPI_TESTSOME(INCOUNT, ARRAY_OF_REQUESTS, OUTCOUNT, ARRAY_OF_INDICES,
5     ARRAY_OF_STATUSES, IERROR)
6     INTEGER INCOUNT, ARRAY_OF_REQUESTS(*), OUTCOUNT, ARRAY_OF_INDICES(*),
7     ARRAY_OF_STATUSES(MPI_STATUS_SIZE,*), IERROR
8
9     MPI_Iprobe(SOURCE, TAG, COMM, FLAG, STATUS, IERROR)
10    LOGICAL FLAG
11    INTEGER SOURCE, TAG, COMM, STATUS(MPI_STATUS_SIZE), IERROR
12
13    MPI_PROBE(SOURCE, TAG, COMM, STATUS, IERROR)
14    INTEGER SOURCE, TAG, COMM, STATUS(MPI_STATUS_SIZE), IERROR
15
16    MPI_CANCEL(REQUEST, IERROR)
17    INTEGER REQUEST, IERROR
18
19    MPI_TEST_CANCELLED(STATUS, FLAG, IERROR)
20    LOGICAL FLAG
21    INTEGER STATUS(MPI_STATUS_SIZE), IERROR
22
23    MPI_SEND_INIT(BUF, COUNT, DATATYPE, DEST, TAG, COMM, REQUEST, IERROR)
24    <type> BUF(*)
25    INTEGER DELETE (source:MPI-2, p. 35):REQUEST, COUNT, DATATYPE,
26    DEST, TAG, COMM, REQUEST, IERROR
27
28    MPI_BSEND_INIT(BUF, COUNT, DATATYPE, DEST, TAG, COMM, REQUEST, IERROR)
29    <type> BUF(*)
30    INTEGER DELETE (source:MPI-2, p. 35):REQUEST, COUNT, DATATYPE,
31    DEST, TAG, COMM, REQUEST, IERROR
32
33    MPI_SSEND_INIT(BUF, COUNT, DATATYPE, DEST, TAG, COMM, REQUEST, IERROR)
34    <type> BUF(*)
35    INTEGER COUNT, DATATYPE, DEST, TAG, COMM, REQUEST, IERROR
36
37    MPI_RSEND_INIT(BUF, COUNT, DATATYPE, DEST, TAG, COMM, REQUEST, IERROR)
38    <type> BUF(*)
39    INTEGER COUNT, DATATYPE, DEST, TAG, COMM, REQUEST, IERROR
40
41    MPI_START(REQUEST, IERROR)
42    INTEGER REQUEST, IERROR
43
44    MPI_STARTALL(COUNT, ARRAY_OF_REQUESTS, IERROR)
45    INTEGER COUNT, ARRAY_OF_REQUESTS(*), IERROR
46
47    MPI_SENDRECV(SENDBUF, SENDCOUNT, SENDTYPE, DEST, SENDTAG, RECVBUFF,
48    RECVCOUNT, RECVMODE, SOURCE, RECVTAG, COMM, STATUS, IERROR)
49    <type> SENDBUF(*), RECVBUFF(*)
```



```

1 MPI_GET_ELEMENTS(STATUS, DATATYPE, COUNT, IERROR)
2   INTEGER STATUS(MPI_STATUS_SIZE), DATATYPE, COUNT, IERROR
3
4 MPI_PACK(INBUF, INCOUNT, DATATYPE, OUTBUF, OUTSIZE, POSITION, COMM, IERROR)
5   <type> INBUF(*), OUTBUF(*)
6   INTEGER INCOUNT, DATATYPE, OUTSIZE, POSITION, COMM, IERROR
7
8 MPI_UNPACK(INBUF, INSIZE, POSITION, OUTBUF, OUTCOUNT, DATATYPE, COMM,
9   IERROR)
10  <type> INBUF(*), OUTBUF(*)
11  INTEGER INSIZE, POSITION, OUTCOUNT, DATATYPE, COMM, IERROR
12
13 MPI_PACK_SIZE(INCOUNT, DATATYPE, COMM, SIZE, IERROR)
14   INTEGER INCOUNT, DATATYPE, COMM, SIZE, IERROR

```

A.10 Fortran Bindings for Collective Communication

```

17 MPI_BARRIER(COMM, IERROR)
18   INTEGER COMM, IERROR
19
20 MPI_BCAST(BUFFER, COUNT, DATATYPE, ROOT, COMM, IERROR)
21   <type> BUFFER(*)
22   INTEGER COUNT, DATATYPE, ROOT, COMM, IERROR
23
24 MPI_GATHER(SENDBUF, SENDCOUNT, SENDTYPE, RECVBUFF, RECVCOUNT, RECVMYPE,
25   ROOT, COMM, IERROR)
26   <type> SENDBUF(*), RECVBUFF(*)
27   INTEGER SENDCOUNT, SENDTYPE, RECVCOUNT, RECVMYPE, ROOT, COMM, IERROR
28
29 MPI_GATHERV(SENDBUF, SENDCOUNT, SENDTYPE, RECVBUFF, RECVCOUNTS, DISPLS,
30   RECVMYPE, ROOT, COMM, IERROR)
31   <type> SENDBUF(*), RECVBUFF(*)
32   INTEGER SENDCOUNT, SENDTYPE, RECVCOUNTS(*), DISPLS(*), RECVMYPE, ROOT,
33   COMM, IERROR
34
35 MPI_SCATTER(SENDBUF, SENDCOUNT, SENDTYPE, RECVBUFF, RECVCOUNT, RECVMYPE,
36   ROOT, COMM, IERROR)
37   <type> SENDBUF(*), RECVBUFF(*)
38   INTEGER SENDCOUNT, SENDTYPE, RECVCOUNT, RECVMYPE, ROOT, COMM, IERROR
39
40 MPI_SCATTERV(SENDBUF, SENDCOUNTS, DISPLS, SENDTYPE, RECVBUFF, RECVCOUNT,
41   RECVMYPE, ROOT, COMM, IERROR)
42   <type> SENDBUF(*), RECVBUFF(*)
43   INTEGER SENDCOUNTS(*), DISPLS(*), SENDTYPE, RECVCOUNT, RECVMYPE, ROOT,
44   COMM, IERROR
45
46 MPI_ALLGATHER(SENDBUF, SENDCOUNT, SENDTYPE, RECVBUFF, RECVCOUNT, RECVMYPE,
47   COMM, IERROR)
48   <type> SENDBUF(*), RECVBUFF(*)
49   INTEGER SENDCOUNT, SENDTYPE, RECVCOUNT, RECVMYPE, COMM, IERROR

```

```

MPI_ALLGATHERV(SENDBUF, SENDCOUNT, SENDTYPE, RECVBUF, RECVCOUNTS, DISPLS,
               RECVTYPE, COMM, IERROR)
    <type> SENDBUF(*), RECVBUF(*)
    INTEGER SENDCOUNT, SENDTYPE, RECVCOUNTS(*), DISPLS(*), RECVTYPE, COMM,
    IERROR
MPI_ALLTOALL(SENDBUF, SENDCOUNT, SENDTYPE, RECVBUF, RECVCOUNT, RECVTYPE,
             COMM, IERROR)
    <type> SENDBUF(*), RECVBUF(*)
    INTEGER SENDCOUNT, SENDTYPE, RECVCOUNT, RECVTYPE, COMM, IERROR
MPI_ALLTOALLV(SENDBUF, SENDCOUNTS, SDISPLS, SENDTYPE, RECVBUF, RECVCOUNTS,
              RDISPLS, RECVTYPE, COMM, IERROR)
    <type> SENDBUF(*), RECVBUF(*)
    INTEGER SENDCOUNTS(*), SDISPLS(*), SENDTYPE, RECVCOUNTS(*), RDISPLS(*),
    RECVTYPE, COMM, IERROR
MPI_REDUCE(SENDBUF, RECVBUF, COUNT, DATATYPE, OP, ROOT, COMM, IERROR)
    <type> SENDBUF(*), RECVBUF(*)
    INTEGER COUNT, DATATYPE, OP, ROOT, COMM, IERROR
MPI_OP_CREATE( FUNCTION, COMMUTE, OP, IERROR)
    EXTERNAL FUNCTION
    LOGICAL COMMUTE
    INTEGER OP, IERROR
MPI_OP_FREE( OP, IERROR)
    INTEGER OP, IERROR
MPI_ALLREDUCE(SENDBUF, RECVBUF, COUNT, DATATYPE, OP, COMM, IERROR)
    <type> SENDBUF(*), RECVBUF(*)
    INTEGER COUNT, DATATYPE, OP, COMM, IERROR
MPI_REDUCE_SCATTER(SENDBUF, RECVBUF, RECVCOUNTS, DATATYPE, OP, COMM,
                  IERROR)
    <type> SENDBUF(*), RECVBUF(*)
    INTEGER RECVCOUNTS(*), DATATYPE, OP, COMM, IERROR
MPI_SCAN(SENDBUF, RECVBUF, COUNT, DATATYPE, OP, COMM, IERROR)
    <type> SENDBUF(*), RECVBUF(*)
    INTEGER COUNT, DATATYPE, OP, COMM, IERROR

A.11 Fortran Bindings for Groups, Contexts, etc.
MPI_GROUP_SIZE(GROUP, SIZE, IERROR)
    INTEGER GROUP, SIZE, IERROR
MPI_GROUP_RANK(GROUP, RANK, IERROR)
    INTEGER GROUP, RANK, IERROR
MPI_GROUP_TRANSLATE_RANKS(GROUP1, N, RANKS1, GROUP2, RANKS2, IERROR)

```

```
1     INTEGER GROUP1, N, RANKS1(*), GROUP2, RANKS2(*), IERROR
2
3     MPI_GROUP_COMPARE(GROUP1, GROUP2, RESULT, IERROR)
4     INTEGER GROUP1, GROUP2, RESULT, IERROR
5
6     MPI_COMM_GROUP(COMM, GROUP, IERROR)
7     INTEGER COMM, GROUP, IERROR
8
9     MPI_GROUP_UNION(GROUP1, GROUP2, NEWGROUP, IERROR)
10    INTEGER GROUP1, GROUP2, NEWGROUP, IERROR
11
12    MPI_GROUP_INTERSECTION(GROUP1, GROUP2, NEWGROUP, IERROR)
13    INTEGER GROUP1, GROUP2, NEWGROUP, IERROR
14
15    MPI_GROUP_DIFFERENCE(GROUP1, GROUP2, NEWGROUP, IERROR)
16    INTEGER GROUP1, GROUP2, NEWGROUP, IERROR
17
18    MPI_GROUP_INCL(GROUP, N, RANKS, NEWGROUP, IERROR)
19    INTEGER GROUP, N, RANKS(*), NEWGROUP, IERROR
20
21    MPI_GROUP_EXCL(GROUP, N, RANKS, NEWGROUP, IERROR)
22    INTEGER GROUP, N, RANKS(*), NEWGROUP, IERROR
23
24    MPI_GROUP_RANGE_INCL(GROUP, N, RANGES, NEWGROUP, IERROR)
25    INTEGER GROUP, N, RANGES(3,*), NEWGROUP, IERROR
26
27    MPI_GROUP_RANGE_EXCL(GROUP, N, RANGES, NEWGROUP, IERROR)
28    INTEGER GROUP, N, RANGES(3,*), NEWGROUP, IERROR
29
30    MPI_GROUP_FREE(GROUP, IERROR)
31    INTEGER GROUP, IERROR
32
33    MPI_COMM_SIZE(COMM, SIZE, IERROR)
34    INTEGER COMM, SIZE, IERROR
35
36    MPI_COMM_RANK(COMM, RANK, IERROR)
37    INTEGER COMM, RANK, IERROR
38
39    MPI_COMM_COMPARE(COMM1, COMM2, RESULT, IERROR)
40    INTEGER COMM1, COMM2, RESULT, IERROR
41
42    MPI_COMM_DUP(COMM, NEWCOMM, IERROR)
43    INTEGER COMM, NEWCOMM, IERROR
44
45    MPI_COMM_CREATE(COMM, GROUP, NEWCOMM, IERROR)
46    INTEGER COMM, GROUP, NEWCOMM, IERROR
47
48    MPI_COMM_SPLIT(COMM, COLOR, KEY, NEWCOMM, IERROR)
49    INTEGER COMM, COLOR, KEY, NEWCOMM, IERROR
50
51    MPI_COMM_FREE(COMM, IERROR)
52    INTEGER COMM, IERROR
53
54    MPI_COMM_TEST_INTER(COMM, FLAG, IERROR)
55    INTEGER COMM, IERROR
56    LOGICAL FLAG
```

MPI_COMM_REMOTE_SIZE(COMM, SIZE, IERROR)	1
INTEGER COMM, SIZE, IERROR	2
	3
MPI_COMM_REMOTE_GROUP(COMM, GROUP, IERROR)	4
INTEGER COMM, GROUP, IERROR	5
	6
MPI_INTERCOMM_CREATE(LOCAL_COMM, LOCAL_LEADER, PEER_COMM, REMOTE_LEADER, TAG,	7
NEWINTERCOMM, IERROR)	8
INTEGER LOCAL_COMM, LOCAL_LEADER, PEER_COMM, REMOTE_LEADER, TAG,	9
NEWINTERCOMM, IERROR	10
CHANGE (source:MPI-2, p. 35): <i>Argument INTRACOMM to NEWINTRACOMM</i>	11
MPI_INTERCOMM_MERGE(INTERCOMM, HIGH, NEWINTRACOMM, IERROR)	12
INTEGER INTERCOMM, NEWINTRACOMM, IERROR	13
LOGICAL HIGH	14
	15
MPI_KEYVAL_CREATE(COPY_FN, DELETE_FN, KEYVAL, EXTRA_STATE, IERROR)	16
EXTERNAL COPY_FN, DELETE_FN	17
INTEGER KEYVAL, EXTRA_STATE, IERROR	18
	19
MPI_KEYVAL_FREE(KEYVAL, IERROR)	20
INTEGER KEYVAL, IERROR	21
	22
MPI_ATTR_PUT(COMM, KEYVAL, ATTRIBUTE_VAL, IERROR)	23
INTEGER COMM, KEYVAL, ATTRIBUTE_VAL, IERROR	24
	25
MPI_ATTR_GET(COMM, KEYVAL, ATTRIBUTE_VAL, FLAG, IERROR)	26
INTEGER COMM, KEYVAL, ATTRIBUTE_VAL, IERROR	27
LOGICAL FLAG	28
	29
MPI_ATTR_DELETE(COMM, KEYVAL, IERROR)	30
INTEGER COMM, KEYVAL, IERROR	31
	32
A.12 Fortran Bindings for Process Topologies	33
	34
MPI_CART_CREATE(COMM_OLD, NDIMS, DIMS, PERIODS, REORDER, COMM_CART, IERROR)	35
INTEGER COMM_OLD, NDIMS, DIMS(*), COMM_CART, IERROR	36
LOGICAL PERIODS(*), REORDER	37
	38
MPI_DIMS_CREATE(NNODES, NDIMS, DIMS, IERROR)	39
INTEGER NNODES, NDIMS, DIMS(*), IERROR	40
	41
MPI_GRAPH_CREATE(COMM_OLD, NNODES, INDEX, EDGES, REORDER, COMM_GRAPH,	42
IERROR)	43
INTEGER COMM_OLD, NNODES, INDEX(*), EDGES(*), COMM_GRAPH, IERROR	44
LOGICAL REORDER	45
	46
MPI_TOPO_TEST(COMM, STATUS, IERROR)	47
INTEGER COMM, STATUS, IERROR	48
MPI_GRAPHDIMS_GET(COMM, NNODES, NEDGES, IERROR)	
INTEGER COMM, NNODES, NEDGES, IERROR	

```

1  MPI_GRAPH_GET(COMM, MAXINDEX, MAXEDGES, INDEX, EDGES, IERROR)
2      INTEGER COMM, MAXINDEX, MAXEDGES, INDEX(*), EDGES(*), IERROR
3
4  MPI_CARTDIM_GET(COMM, NDIMS, IERROR)
5      INTEGER COMM, NDIMS, IERROR
6
7  MPI_CART_GET(COMM, MAXDIMS, DIMS, PERIODS, COORDS, IERROR)
8      INTEGER COMM, MAXDIMS, DIMS(*), COORDS(*), IERROR
9      LOGICAL PERIODS(*)
10
11 MPI_CART_RANK(COMM, COORDS, RANK, IERROR)
12     INTEGER COMM, COORDS(*), RANK, IERROR
13
14 MPI_CART_COORDS(COMM, RANK, MAXDIMS, COORDS, IERROR)
15     INTEGER COMM, RANK, MAXDIMS, COORDS(*), IERROR
16
17 MPI_GRAPH_NEIGHBORS_COUNT(COMM, RANK, NNEIGHBORS, IERROR)
18     INTEGER COMM, RANK, NNEIGHBORS, IERROR
19
20 MPI_GRAPH_NEIGHBORS(COMM, RANK, MAXNEIGHBORS, NEIGHBORS, IERROR)
21     INTEGER COMM, RANK, MAXNEIGHBORS, NEIGHBORS(*), IERROR
22
23 MPI_CART_SHIFT(COMM, DIRECTION, DISP, RANK_SOURCE, RANK_DEST, IERROR)
24     INTEGER COMM, DIRECTION, DISP, RANK_SOURCE, RANK_DEST, IERROR
25
26 MPI_CART_SUB(COMM, REMAIN_DIMS, NEWCOMM, IERROR)
27     INTEGER COMM, NEWCOMM, IERROR
28     LOGICAL REMAIN_DIMS(*)
29
30 MPI_CART_MAP(COMM, NDIMS, DIMS, PERIODS, NEWRANK, IERROR)
31     INTEGER COMM, NDIMS, DIMS(*), NEWRANK, IERROR
32     LOGICAL PERIODS(*)
33
34 MPI_GRAPH_MAP(COMM, NNODES, INDEX, EDGES, NEWRANK, IERROR)
35     INTEGER COMM, NNODES, INDEX(*), EDGES(*), NEWRANK, IERROR

```

A.13 Fortran Bindings for Environmental Inquiry

```

36 MPI_GET_PROCESSOR_NAME(NAME, RESULTLEN, IERROR)
37     CHARACTER*(*) NAME
38     INTEGER RESULTLEN, IERROR
39
40 CHANGE (source:MPI-2, p. 35):HANDLER to ERRHANDLER
41     MPI_ERRHANDLER_CREATE(FUNCTION, ERRHANDLER, IERROR)
42     EXTERNAL FUNCTION
43     INTEGER ERRHANDLER, IERROR
44
45 MPI_ERRHANDLER_SET(COMM, ERRHANDLER, IERROR)
46     INTEGER COMM, ERRHANDLER, IERROR
47
48 MPI_ERRHANDLER_GET(COMM, ERRHANDLER, IERROR)
49     INTEGER COMM, ERRHANDLER, IERROR

```

MPI_ERRHANDLER_FREE(ERRHANDLER, IERROR)	1
INTEGER ERRHANDLER, IERROR	2
	3
MPI_ERROR_STRING(ERRORCODE, STRING, RESULTLEN, IERROR)	4
INTEGER ERRORCODE, RESULTLEN, IERROR	5
CHARACTER*(*) STRING	6
	7
MPI_ERROR_CLASS(ERRORCODE, ERRORCLASS, IERROR)	8
INTEGER ERRORCODE, ERRORCLASS, IERROR	9
	10
DOUBLE PRECISION MPI_WTIME()	11
	12
DOUBLE PRECISION MPI_WTICK()	13
	14
MPI_INIT(IERROR)	15
INTEGER IERROR	16
	17
MPI_FINALIZE(IERROR)	18
INTEGER IERROR	19
	20
MPI_INITIALIZED(FLAG, IERROR)	21
LOGICAL FLAG	22
INTEGER IERROR	23
	24
MPI_ABORT(COMM, ERRORCODE, IERROR)	25
INTEGER COMM, ERRORCODE, IERROR	26
	27
ADD (source:MPI-2, p. 21): MPI_GET_VERSION(VERSION, SUBVERSION, IERROR)	28
INTEGER VERSION, SUBVERSION, IERROR	29
	30

A.14 Fortran Bindings for Profiling

	31
CHANGE (source:MPI-2, p. 35): <i>Capitalize level</i> MPI_PCONTROL(LEVEL)	32
INTEGER LEVEL, ...	33
	34
	35
	36
	37
	38
	39
	40
	41
	42
	43
	44
	45
	46
	47
	48

MPI Function Index

MPIABORT, 209
MPIADDRESS, 71
MPIALLGATHER, 112
MPIALLGATHERV, 113
MPIALLREDUCE, 127
MPIALLTOALL, 114
MPIALLTOALLV, 115
MPIATTR_DELETE, 175
MPIATTR_GET, 174
MPIATTR_PUT, 174
MPIBARRIER, 97
MPIBCAST, 97
MPIBSEND, 29
MPIBSEND_INIT, 57
MPIBUFFER_ATTACH, 34
MPIBUFFER_DETACH, 35
MPCANCEL, 55
MPCART_COORDS, 189
MPCART_CREATE, 183
MPCART_GET, 188
MPCART_MAP, 193
MPCART_RANK, 188
MPCART_SHIFT, 191
MPCART_SUB, 192
MPCARTDIM_GET, 187
MPICOMM_COMPARE, 147
MPICOMM_CREATE, 149
MPICOMM_DUP, 148
MPICOMM_FREE, 151
MPICOMM_GROUP, 142
MPICOMM_RANK, 147
MPICOMM_REMOTE_GROUP, 161
MPICOMM_REMOTE_SIZE, 161
MPICOMM_SIZE, 146
MPICOMM_SPLIT, 150
MPICOMM_TEST_INTER, 160
MPIDIMS_CREATE, 183
MPIERRHANDLER_CREATE, 200
MPIERRHANDLER_FREE, 201
MPIERRHANDLER_GET, 201
MPIERRHANDLER_SET, 201
MPIERROR_CLASS, 203
MPIERROR_STRING, 202
MPIFINALIZE, 205
MPIGATHER, 98
MPIGATHERV, 100
MPIGET_COUNT, 22
MPIGET_ELEMENTS, 77
MPIGET_PROCESSOR_NAME, 198
MPIGET_VERSION, 196
MPIGRAPH_CREATE, 184
MPIGRAPH_GET, 187
MPIGRAPH_MAP, 194
MPIGRAPH_NEIGHBORS, 189
MPIGRAPH_NEIGHBORS_COUNT, 189
MPIGRAPHDIMS_GET, 186
MPIGROUP_COMPARE, 141
MPIGROUP_DIFFERENCE, 143
MPIGROUP_EXCL, 144
MPIGROUP_FREE, 146
MPIGROUP_INCL, 143
MPIGROUP_INTERSECTION, 142
MPIGROUP_RANGE_EXCL, 145
MPIGROUP_RANGE_INCL, 144
MPIGROUP_RANK, 140
MPIGROUP_SIZE, 140
MPIGROUP_TRANSLATE_RANKS, 141
MPIGROUP_UNION, 142
MPIIBSEND, 39
MPIINIT, 205
MPIINITIALIZED, 208
MPIINTERCOMM_CREATE, 162
MPIINTERCOMM_MERGE, 163
MPIIPROBE, 52
MPIIRECV, 41
MPIIRSEND, 40
MPIISEND, 39
MPIISSEND, 40
MPIKEYVAL_CREATE, 172
MPIKEYVAL_FREE, 173

MPIOP_CREATE, 123	MPI_WTIME, 204	1
MPIOP_FREE, 126		2
MPI_PACK, 88		3
MPI_PACK_SIZE, 90		4
MPI_PCONTROL, 211		5
MPI_PROBE, 53		6
MPI_RECV, 20		7
MPI_RECV_INIT, 59		8
MPI_REDUCE, 116		9
MPI_REDUCE_SCATTER, 128		10
MPI_REQUEST_FREE, 44		11
MPI_RSEND, 30		12
MPI_RSEND_INIT, 58		13
MPI_SCAN, 129		14
MPI_SCATTER, 107		15
MPI_SCATTERV, 108		16
MPI_SEND, 17		17
MPI_SEND_INIT, 57		18
MPI_SENDRECV, 61		19
MPI_SENDRECV_REPLACE, 62		20
MPI_SSEND, 29		21
MPI_SSEND_INIT, 58		22
MPI_START, 59		23
MPI_STARTALL, 60		24
MPI_TEST, 43		25
MPI_TEST_CANCELLED, 55		26
MPI_TESTALL, 49		27
MPI_TESTANY, 47		28
MPI_TESTSOME, 50		29
MPI_TOPO_TEST, 186		30
MPI_TYPE_COMMIT, 74		31
MPI_TYPE_CONTIGUOUS, 64		32
MPI_TYPE_EXTENT, 72		33
MPI_TYPE_FREE, 75		34
MPI_TYPE_HINDEXED, 69		35
MPI_TYPE_HVECTOR, 67		36
MPI_TYPE_INDEXED, 68		37
MPI_TYPE_LB, 74		38
MPI_TYPE_SIZE, 72		39
MPI_TYPE_STRUCT, 70		40
MPI_TYPE_UB, 74		41
MPI_TYPE_VECTOR, 65		42
MPI_UNPACK, 88		43
MPI_WAIT, 42		44
MPI_WAITALL, 48		45
MPI_WAITANY, 46		46
MPI_WAITSOME, 49		47
MPI_WTICK, 204		48